

South Africa

Dr Maryam, Shahmanesh, Africa Health Research Institute

AHRI PIP DREAMS Module 2017

Study Documentation

November 16, 2020

Metadata Production

| | |
|----------------------|---|
| Metadata Producer(s) | Africa Health Research Institute (AHRI) |
| Identification | DDI.AHRI.PIP.In.DREAMS.Module.2017 |

Table of Contents

| | |
|--|-----|
| Overview..... | 4 |
| Scope & Coverage..... | 4 |
| Producers & Sponsors..... | 4 |
| Sampling..... | 4 |
| Data Collection..... | 5 |
| Data Processing & Appraisal..... | 5 |
| Accessibility..... | 5 |
| Files Description..... | 6 |
| AHRI.PIP.DREAMS Componant.AssessmentOfCapacity.2017.v1..... | 6 |
| AHRI.PIP.DREAMS Componant.CombinedDataset.2017.v1..... | 6 |
| AHRI.PIP.DREAMS Componant.ContactAttempts.2017.v1..... | 6 |
| AHRI.PIP.DREAMS Componant.ExposureToDREAMS.2017.v1..... | 6 |
| AHRI.PIP.DREAMS Componant.IndivEduEcoNutritionSituation.2017.v1..... | 6 |
| AHRI.PIP.DREAMS Componant.IndivGeneralHealth.2017.v1..... | 6 |
| AHRI.PIP.DREAMS Componant.InformedConsent.2017.v1..... | 6 |
| AHRI.PIP.DREAMS Componant.MeasureMediateVars.2017.v1..... | 6 |
| AHRI.PIP.DREAMS Componant.PersonalInformation.2017.v1..... | 6 |
| AHRI.PIP.DREAMS Componant.SexualRelatInterviewer.2017.v1..... | 7 |
| AHRI.PIP.DREAMS Componant.SexualRelatSelFilled.2017.v1..... | 7 |
| Variables List..... | 8 |
| AHRI.PIP.DREAMS Componant.AssessmentOfCapacity.2017.v1..... | 8 |
| AHRI.PIP.DREAMS Componant.CombinedDataset.2017.v1..... | 8 |
| AHRI.PIP.DREAMS Componant.ContactAttempts.2017.v1..... | 33 |
| AHRI.PIP.DREAMS Componant.ExposureToDREAMS.2017.v1..... | 35 |
| AHRI.PIP.DREAMS Componant.IndivEduEcoNutritionSituation.2017.v1..... | 44 |
| AHRI.PIP.DREAMS Componant.IndivGeneralHealth.2017.v1..... | 46 |
| AHRI.PIP.DREAMS Componant.InformedConsent.2017.v1..... | 49 |
| AHRI.PIP.DREAMS Componant.MeasureMediateVars.2017.v1..... | 49 |
| AHRI.PIP.DREAMS Componant.PersonalInformation.2017.v1..... | 51 |
| AHRI.PIP.DREAMS Componant.SexualRelatInterviewer.2017.v1..... | 52 |
| AHRI.PIP.DREAMS Componant.SexualRelatSelFilled.2017.v1..... | 54 |
| Variables Description..... | 60 |
| AHRI.PIP.DREAMS Componant.AssessmentOfCapacity.2017.v1..... | 61 |
| AHRI.PIP.DREAMS Componant.CombinedDataset.2017.v1..... | 63 |
| AHRI.PIP.DREAMS Componant.ContactAttempts.2017.v1..... | 199 |
| AHRI.PIP.DREAMS Componant.ExposureToDREAMS.2017.v1..... | 210 |
| AHRI.PIP.DREAMS Componant.IndivEduEcoNutritionSituation.2017.v1..... | 256 |
| AHRI.PIP.DREAMS Componant.IndivGeneralHealth.2017.v1..... | 259 |
| AHRI.PIP.DREAMS Componant.InformedConsent.2017.v1..... | 275 |
| AHRI.PIP.DREAMS Componant.MeasureMediateVars.2017.v1..... | 276 |
| AHRI.PIP.DREAMS Componant.PersonalInformation.2017.v1..... | 289 |
| AHRI.PIP.DREAMS Componant.SexualRelatInterviewer.2017.v1..... | 291 |
| AHRI.PIP.DREAMS Componant.SexualRelatSelFilled.2017.v1..... | 307 |

AHRI PIP DREAMS Module 2017

| Overview | |
|---|--------------------------------|
| Identification | AHRI.PIP.In.DREAMS.Module.2017 |
| Version | V1.0.0 |
| <u>Abstract</u> The main aim of this study is to evaluate the impact and effectiveness of the scale up of the DREAMS HIV prevention package of biological, behavioural and social interventions in reducing HIV incidence in adolescent girls and young women residing in the uMkhanyakude district of KwaZulu-Natal. To achieve this aim, the changes in different outcomes will be assessed over time. The primary outcome will be HIV incidence and other key secondary outcomes will include knowledge of own HIV status, sexual debut, HSV-2, number of sexual partners, age-disparity with sexual partners, ever been pregnant, condom use, unmet need for contraception, transactional sex, education (remaining in school) and experiences of violence. | |
| Kind of Data | Longitudinal survey data |

| Scope & Coverage | |
|---|---|
| Keywords | DREAMS nested cohort; sexual history; Adolescent Girls and Young Women (AGYW); GEMS scale; HIV testing; Partnership loop; Interventions; Coverage |
| Topics | HIV prevention, Interventions, Adolescents, Young people, Sexual health, Population Surveillance, Rural Population, HIV Infections, Africa |
| Time Period(s) | 2017 |
| Countries | South Africa |
| <u>Geographic Coverage</u> Demographic surveillance area of the Africa Health Research Institute; KwaZulu-Natal, uMkhanyakude district. | |
| <u>Universe</u> | |

| Producers & Sponsors | |
|--------------------------------|---|
| Primary Investigator(s) | Dr Maryam, Shahmanesh, Africa Health Research Institute |
| Other Producer(s) | Africa Health Research Institute (AHRI) |
| Funding Agency/ies | Bill & Melinda Gates Foundation (BMGF) , Impact Evaluation of PEPFAR funded DREAMS interventions |
| Other Acknowledgment(s) | Jaco Dreyer , Data management , Africa Health Research Institute Nondumiso Mthiyane , Cleaning and analysis , Africa Health Research Institute |

| Sampling |
|---|
| <u>Sampling Procedure</u> Adolescent girls and young women aged 13-22 years who were residents in the demographic surveillance area of the Africa Health Research Institute. A total of 3013 participants were randomly selected to obtain a target sample size of 800 after 2 years of follow-up, allowing for 40% non-contact/loss-to-follow-up. Sampling was stratified by age group and area (week-blocks). |

| Data Collection | |
|------------------------------|------------------------------------|
| Data Collection Dates | start 2017-01-24 end 2017-12-21 |

| Data Processing & Appraisal |
|--|
| Data Editing None |

| Accessibility |
|--|
| <p>Access Conditions</p> <p>The representative of the Receiving Organization agrees to comply with the following conditions:</p> <ol style="list-style-type: none"> 1. Access to the restricted data will be limited to the Lead Researcher and other members of the research team listed in this request. 2. Copies of the restricted data or any data created on the basis of the original data will not be copied or made available to anyone other than those mentioned in this Data Access Agreement, unless formally authorized by the Data Archive. 3. The data will only be processed for the stated statistical and research purpose. They will be used for solely for reporting of aggregated information, and not for investigation of specific individuals or organizations. Data will not in any way be used for any administrative, proprietary or law enforcement purposes. 4. The Lead Researcher must state if it is their intention to match the restricted microdata with any other micro-dataset. If any matching is to take place, details must be provided of the datasets to be matched and of the reasons for the matching. Any datasets created as a result of matching will be considered to be restricted and must comply with the terms of this Data Access Agreement. 5. The Lead Researcher undertakes that no attempt will be made to identify any individual person, family, business, enterprise or organization. If such a unique disclosure is made inadvertently, no use will be made of the identity of any person or establishment discovered and full details will be reported to the Data Archive. The identification will not be revealed to any other person not included in the Data Access Agreement. 6. The Lead Researcher will implement security measures to prevent unauthorized access to licensed microdata acquired from the Data Archive. The microdata must be destroyed upon the completion of this research, unless the Data Archive obtains satisfactory guarantee that the data can be secured and provides written authorization to the Receiving Organization to retain them. Destruction of the microdata will be confirmed in writing by the Lead Researcher to the Data Archive. 7. Any books, articles, conference papers, theses, dissertations, reports, or other publications that employ data obtained from the Data Archive will cite the source of data in accordance with the citation requirement provided with the dataset. 8. An electronic copy of all reports and publications based on the requested data will be sent to the Data Archive. 9. The original collector of the data, the Data Archive, and the relevant funding agencies bear no responsibility for use of the data or for interpretations or inferences based upon such uses. 10. This agreement will come into force on the date that approval is given for access to the restricted dataset and remain in force until the completion date of the project or an earlier date if the project is completed ahead of time. 11. If there are any changes to the project specification, security arrangements, personnel or organization detailed in this application form, it is the responsibility of the Lead Researcher to seek the agreement of the Data Archive to these changes. Where there is a change to the employer organization of the Lead Researcher this will involve a new application being made and termination of the original project. 12. Breaches of the agreement will be taken seriously and the Data Archive will take action against those responsible for the lapse if willful or accidental. Failure to comply with the directions of the Data Archive will be deemed to be a major breach of the agreement and may involve recourse to legal proceedings. The Data Archive will maintain and share with partner data archives a register of those individuals and organizations which are responsible for breaching the terms of the Data Access Agreement and will impose sanctions on release of future data to these parties. <p>Citation Requirements</p> <p>Shahmanesh, M. (2020). AHRI PIP DREAMS Module 2017 [Data set]. Africa Health Research Institute (AHRI). https://doi.org/10.23664/AHRI.PIP.IN.DREAMS.MODULE.2017</p> |

Files Description

Dataset contains 11 file(s)

AHRI.PIP.DREAMS_Component.AssessmentOfCapacity.2017.v1

| | |
|---------------|-------|
| # Cases | 36892 |
| # Variable(s) | 10 |

AHRI.PIP.DREAMS_Component.CombinedDataset.2017.v1

| | |
|---------------|-------|
| # Cases | 36892 |
| # Variable(s) | 482 |

AHRI.PIP.DREAMS_Component.ContactAttempts.2017.v1

| | |
|---------------|-------|
| # Cases | 36892 |
| # Variable(s) | 50 |

AHRI.PIP.DREAMS_Component.ExposureToDREAMS.2017.v1

| | |
|---------------|-------|
| # Cases | 36892 |
| # Variable(s) | 163 |

AHRI.PIP.DREAMS_Component.IndivEduEcoNutritionSituation.2017.v1

| | |
|---------------|-------|
| # Cases | 36892 |
| # Variable(s) | 26 |

AHRI.PIP.DREAMS_Component.IndivGeneralHealth.2017.v1

| | |
|---------------|-------|
| # Cases | 36892 |
| # Variable(s) | 67 |

AHRI.PIP.DREAMS_Component.InformedConsent.2017.v1

| | |
|---------------|-------|
| # Cases | 36892 |
| # Variable(s) | 7 |

AHRI.PIP.DREAMS_Component.MeasureMediateVars.2017.v1

| | |
|---------------|-------|
| # Cases | 36892 |
| # Variable(s) | 34 |

AHRI.PIP.DREAMS_Component.PersonalInformation.2017.v1

| | |
|---------|-------|
| # Cases | 36892 |
|---------|-------|

| | |
|---------------|----|
| # Variable(s) | 14 |
|---------------|----|

| | |
|---|-------|
| AHRI.PIP.DREAMS_Componant.SexualRelatInterviewer.2017.v1 | |
| # Cases | 36892 |
| # Variable(s) | 52 |

| | |
|---|-------|
| AHRI.PIP.DREAMS_Componant.SexualRelatSelFilled.2017.v1 | |
| # Cases | 36892 |
| # Variable(s) | 104 |

Variables List

Dataset contains 1009 variable(s)

| File AHRI.PIP.DREAMS_Componant.AssessmentOfCapacity.2017.v1 | | | | | | | |
|---|----------------------------|--|------------|--------------|-------|---------|----------|
| # | Name | Label | Type | Format | Valid | Invalid | Question |
| 1 | project_id | REDCap Project Identifier | discrete | numeric-12.0 | 36892 | 0 | - |
| 2 | event_id | REDCap Event Identifier | discrete | numeric-12.0 | 36892 | 0 | - |
| 3 | cohort | Cohort Description | discrete | character-13 | 36892 | 0 | - |
| 4 | round | Round Description | discrete | character-19 | 36892 | 0 | - |
| 5 | IintId | Individual ID | continuous | numeric-12.0 | 36892 | 0 | - |
| 6 | ac_date | Capacity assessment date | discrete | character-11 | 13691 | - | - |
| 7 | ac_asses.. | HAPPY with Step 1? | discrete | numeric-12.0 | 13571 | 23321 | - |
| 8 | ac_asses.. | HAPPY with Step 2? | discrete | numeric-12.0 | 202 | 36690 | - |
| 9 | ac_asses.. | HAPPY with Step 3? | discrete | numeric-12.0 | 182 | 36710 | - |
| 10 | ac_asses.. | Is this individual capable to participate? | discrete | numeric-12.0 | 25531 | 11361 | - |

| File AHRI.PIP.DREAMS_Componant.CombinedDataset.2017.v1 | | | | | | | |
|--|----------------------------|---|------------|--------------|-------|---------|----------|
| # | Name | Label | Type | Format | Valid | Invalid | Question |
| 1 | project_id | REDCap Project Identifier | discrete | numeric-12.0 | 36892 | 0 | - |
| 2 | event_id | REDCap Event Identifier | discrete | numeric-12.0 | 36892 | 0 | - |
| 3 | cohort | Cohort Description | discrete | character-13 | 36892 | 0 | - |
| 4 | round | Round Description | discrete | character-19 | 36892 | 0 | - |
| 5 | IintId | Individual ID | continuous | numeric-12.0 | 36892 | 0 | - |
| 6 | BSIntId | BSID | continuous | numeric-12.0 | 34091 | 2801 | - |
| 7 | urban_or.. | Is BSID location categorised as urban or rural? | discrete | character-49 | 34044 | 0 | - |
| 8 | HHIntId | HHID | continuous | numeric-12.0 | 34044 | 2848 | - |
| 9 | isigodi | Isigodi Name | discrete | character-22 | 34044 | 0 | - |
| 10 | municname | Municipality Name | discrete | character-11 | 33906 | 0 | - |
| 11 | wardno | Ward Number | discrete | numeric-12.0 | 33906 | 2986 | - |
| 12 | ca_weekb.. | Weekblock | discrete | character-5 | 36892 | 0 | - |
| 13 | ca_attmp.. | Conducting Contact Attempt - One | discrete | numeric-12.0 | 36888 | 4 | - |
| 14 | ca_attmp.. | Attempt Start Date and Time | discrete | character-11 | 36746 | - | - |
| 15 | ca_attmp.. | Was the participant contacted? | discrete | numeric-12.0 | 36780 | 112 | - |
| 16 | ca_attmp.. | Is participant going to be surveyed today? | discrete | numeric-12.0 | 8974 | 27918 | - |
| 17 | ca_attmp.. | Was participation refused? | discrete | numeric-12.0 | 3618 | 33274 | - |
| 18 | ca_attmp.. | When are you going to make a revisit? | discrete | character-11 | 184 | - | - |

| File AHRI.PIP.DREAMS_Componant.CombinedDataset.2017.v1 | | | | | | | |
|--|----------------------------|--|----------|--------------|-------|---------|----------|
| # | Name | Label | Type | Format | Valid | Invalid | Question |
| 19 | ca_attmp.. | Conducting Contact Attempt - Two | discrete | numeric-12.0 | 20412 | 16480 | - |
| 20 | ca_attmp.. | Attempt Start Date and Time | discrete | character-11 | 3727 | - | - |
| 21 | ca_attmp.. | Was the participant contacted? | discrete | numeric-12.0 | 3724 | 33168 | - |
| 22 | ca_attmp.. | Is participant going to be surveyed today? | discrete | numeric-12.0 | 1001 | 35891 | - |
| 23 | ca_attmp.. | Was participation refused? | discrete | numeric-12.0 | 484 | 36408 | - |
| 24 | ca_attmp.. | When are you going to make a revisit? | discrete | character-11 | 23 | - | - |
| 25 | ca_attmp.. | Conducting Contact Attempt - Three | discrete | numeric-12.0 | 2514 | 34378 | - |
| 26 | ca_attmp.. | Attempt Start Date and Time | discrete | character-11 | 1227 | - | - |
| 27 | ca_attmp.. | Was the participant contacted? | discrete | numeric-12.0 | 1253 | 35639 | - |
| 28 | ca_attmp.. | Is participant going to be surveyed today? | discrete | numeric-12.0 | 232 | 36660 | - |
| 29 | ca_attmp.. | Was participation refused? | discrete | numeric-12.0 | 105 | 36787 | - |
| 30 | ca_attmp.. | Conducting Contact Attempt - One | discrete | numeric-12.0 | 9653 | 27239 | - |
| 31 | ca_attmp.. | Attempt Start Date and Time | discrete | character-11 | 9621 | - | - |
| 32 | ca_attmp.. | Was the participant contacted? | discrete | numeric-12.0 | 9622 | 27270 | - |
| 33 | ca_attmp.. | Is participant going to be surveyed today? | discrete | numeric-12.0 | 4537 | 32355 | - |
| 34 | ca_attmp.. | Was participation refused? | discrete | numeric-12.0 | 3475 | 33417 | - |
| 35 | ca_attmp.. | When are you going to make a revisit? | discrete | character-11 | 24 | - | - |
| 36 | ca_attmp.. | Conducting Contact Attempt - Two | discrete | numeric-12.0 | 2771 | 34121 | - |
| 37 | ca_attmp.. | Attempt Start Date and Time | discrete | character-11 | 214 | - | - |
| 38 | ca_attmp.. | Was the participant contacted? | discrete | numeric-12.0 | 213 | 36679 | - |
| 39 | ca_attmp.. | Is participant going to be surveyed today? | discrete | numeric-12.0 | 79 | 36813 | - |
| 40 | ca_attmp.. | Was participation refused? | discrete | numeric-12.0 | 41 | 36851 | - |
| 41 | ca_attmp.. | When are you going to make a revisit? | discrete | character-11 | 2 | - | - |
| 42 | ca_attmp.. | Conducting Contact Attempt - Three | discrete | numeric-12.0 | 118 | 36774 | - |
| 43 | ca_attmp.. | Attempt Start Date and Time | discrete | character-11 | 67 | - | - |
| 44 | ca_attmp.. | Was the participant contacted? | discrete | numeric-12.0 | 67 | 36825 | - |
| 45 | ca_attmp.. | Is participant going to be surveyed today? | discrete | numeric-12.0 | 6 | 36886 | - |
| 46 | ca_attmp.. | Was participation refused? | discrete | numeric-12.0 | 1 | 36891 | - |

| File AHRI.PIP.DREAMS_Componant.CombinedDataset.2017.v1 | | | | | | | |
|--|----------------------------|--|------------|---------------|-------|---------|----------|
| # | Name | Label | Type | Format | Valid | Invalid | Question |
| 47 | ca_parti.. | "Was participation refused? This is now a HIDDEN item" | discrete | numeric-12.0 | 18916 | 17976 | - |
| 48 | ca_refus.. | Who refuse participation? | discrete | numeric-12.0 | 15106 | 21786 | - |
| 49 | ca_prema.. | Was this a Pre-mature completion? | discrete | numeric-12.0 | 36629 | 263 | - |
| 50 | ca_prema.. | Select reason for pre-mature completion | discrete | numeric-12.0 | 3873 | 33019 | - |
| 51 | ca_field.. | Fieldworker: Request handover of Non-Contact to Field Coordinator? | discrete | numeric-12.0 | 35173 | 1719 | - |
| 52 | ca_field.. | Select reason for non-contact in field | discrete | numeric-12.0 | 11681 | 25211 | - |
| 53 | ca_track.. | Tracker: Request handover to Special Task Team Coordinator? | discrete | numeric-12.0 | 8444 | 28448 | - |
| 54 | ca_track.. | Select reason for non-contact by Tracker | continuous | numeric-12.0 | 1540 | 35352 | - |
| 55 | ca_track.. | Specify other reason for non-contact by Tracker: | discrete | character-210 | 1181 | - | - |
| 56 | ca_visit.. | Visit Date | discrete | character-11 | 36655 | - | - |
| 57 | pd_dob | Date Of Birth | discrete | character-11 | 36890 | - | - |
| 58 | pd_age | Age | discrete | character-5 | 13384 | 0 | - |
| 59 | pd_sex | Sex | discrete | numeric-12.0 | 31426 | 5466 | - |
| 60 | ac_date | Capacity assessment date | discrete | character-11 | 13691 | - | - |
| 61 | ac_asses.. | HAPPY with Step 1? | discrete | numeric-12.0 | 13571 | 23321 | - |
| 62 | ac_asses.. | HAPPY with Step 2? | discrete | numeric-12.0 | 202 | 36690 | - |
| 63 | ac_asses.. | HAPPY with Step 3? | discrete | numeric-12.0 | 182 | 36710 | - |
| 64 | ac_asses.. | Is this individual capable to participate? | discrete | numeric-12.0 | 25531 | 11361 | - |
| 65 | ic_indv.. | Do you agree to receive R10 airtime? | discrete | numeric-12.0 | 13356 | 23536 | - |
| 66 | ic_indiv.. | Consent DREAMS questions | discrete | numeric-12.0 | 35058 | 1834 | - |
| 67 | ie_insch.. | Are you currently still in school? | discrete | numeric-12.0 | 7496 | 29396 | - |
| 68 | ie_schoo.. | In which grade are you? (Grade 1) | discrete | character-2 | 1409 | 0 | - |
| 69 | ie_wasab.. | Were you absent from school for any number of days this year? | discrete | numeric-12.0 | 1410 | 35482 | - |
| 70 | ie_daysa.. | How many days were you absent from school? | discrete | character-2 | 525 | 0 | - |
| 71 | ie_schab.. | What were the main reasons why you were absent? [Don't read responses. Select al | discrete | character-1 | 270 | 0 | - |
| 72 | ie_schab.. | What were the main reasons why you were absent? [Don't read responses. Select al | discrete | character-2 | 10 | 0 | - |

| File AHRI.PIP.DREAMS_Componant.CombinedDataset.2017.v1 | | | | | | | |
|--|----------------------------|--|----------|--------------|-------|---------|----------|
| # | Name | Label | Type | Format | Valid | Invalid | Question |
| 73 | ie_schab.. | What were the main reasons why you were absent? [Don't read responses. Select al | discrete | character-1 | 0 | 0 | - |
| 74 | ie_schab.. | What were the main reasons why you were absent? [Don't read responses. Select al | discrete | character-2 | 6 | 0 | - |
| 75 | ie_schab.. | What were the main reasons why you were absent? [Don't read responses. Select al | discrete | character-2 | 3 | 0 | - |
| 76 | ie_schab.. | What were the main reasons why you were absent? [Don't read responses. Select al | discrete | character-1 | 164 | 0 | - |
| 77 | ie_schab.. | What were the main reasons why you were absent? [Don't read responses. Select al | discrete | character-1 | 21 | 0 | - |
| 78 | ie_schab.. | What were the main reasons why you were absent? [Don't read responses. Select al | discrete | character-1 | 47 | 0 | - |
| 79 | ie_schab.. | What were the main reasons why you were absent? [Don't read responses. Select al | discrete | character-1 | 10 | 0 | - |
| 80 | ie_schab.. | What were the main reasons why you were absent? [Don't read responses. Select al | discrete | character-1 | 6 | 0 | - |
| 81 | ie_schab.. | What were the main reasons why you were absent? [Don't read responses. Select al | discrete | character-1 | 6 | 0 | - |
| 82 | ie_schab.. | What were the main reasons why you were absent? [Don't read responses. Select al | discrete | character-1 | 12 | 0 | - |
| 83 | ie_schab.. | What were the main reasons why you were absent? [Don't read responses. Select al | discrete | character-1 | 2 | 0 | - |
| 84 | ie_schab.. | What were the main reasons why you were absent? [Don't read responses. Select al | discrete | character-2 | 44 | 0 | - |
| 85 | ie_abssc.. | Please specify the other reasons for being absent | discrete | character-40 | 45 | 0 | - |
| 86 | ie_foodf.. | In the last 12 months did you or any other individuals in your household ever cu | discrete | numeric-12.0 | 7498 | 29394 | - |
| 87 | ie_foodf.. | How often did this happen? | discrete | numeric-12.0 | 205 | 36687 | - |
| 88 | dm_aware.. | Have you heard of a program called 'DREAMS'? | discrete | numeric-12.0 | 7457 | 29435 | - |
| 89 | dm_sourc.. | From where / how did you hear about DREAMS? | discrete | character-1 | 63 | 0 | - |
| 90 | dm_sourc.. | From where / how did you hear about DREAMS? | discrete | character-1 | 34 | 0 | - |
| 91 | dm_sourc.. | From where / how did you hear about DREAMS? | discrete | character-1 | 69 | 0 | - |
| 92 | dm_sourc.. | From where / how did you hear about DREAMS? | discrete | character-1 | 201 | 0 | - |

| File AHRI.PIP.DREAMS_Componant.CombinedDataset.2017.v1 | | | | | | | |
|--|-----------------------------|--|------------|--------------|-------|---------|----------|
| # | Name | Label | Type | Format | Valid | Invalid | Question |
| 93 | dm_sourc_.. | From where / how did you hear about DREAMS? | discrete | character-1 | 31 | 0 | - |
| 94 | dm_sourc_.. | From where / how did you hear about DREAMS? | discrete | character-1 | 22 | 0 | - |
| 95 | dm_sourc_.. | From where / how did you hear about DREAMS? | discrete | character-1 | 5 | 0 | - |
| 96 | dm_sourc_.. | From where / how did you hear about DREAMS? | discrete | character-1 | 19 | 0 | - |
| 97 | dm_sourc_.. | From where / how did you hear about DREAMS? | discrete | character-1 | 45 | 0 | - |
| 98 | dm_sourc_.. | From where / how did you hear about DREAMS? | discrete | character-2 | 20 | 0 | - |
| 99 | dm_sourc_.. | Other, please specify from where / how did you hear about DREAMS? | discrete | character-53 | 20 | 0 | - |
| 100 | dm_have_.. | Do you have a DREAMS identifier? It could be a reference number, ID or code? | continuous | numeric-12.0 | 491 | 36401 | - |
| 101 | dm_willi_.. | Are you willing to share your DREAMS ID [number or identifier] with us? We would | discrete | numeric-12.0 | 23 | 36869 | - |
| 102 | dm_dream_.. | DREAMS ID | discrete | character-23 | 6 | 0 | - |
| 103 | dm_aware_.. | Are you aware of the following service / program? Safe Spaces for girls/young wo | discrete | numeric-12.0 | 1295 | 35597 | - |
| 104 | dm_parti_.. | Did you participate in this service / program? Safe Spaces | discrete | numeric-12.0 | 84 | 36808 | - |
| 105 | dm_parti_.. | Did you participate in this service / program in the last 12 months? Safe Spaces | discrete | numeric-12.0 | 29 | 36863 | - |
| 106 | dm_safes_.. | Was this a DREAMS service / program? Safe Spaces | discrete | numeric-12.0 | 21 | 36871 | - |
| 107 | dm_org_s_.. | Where / from which organisation was it provided? Safe Spaces | discrete | numeric-12.0 | 21 | 36871 | - |
| 108 | dm_org_s_.. | Please specify details of the other organization. Safe Spaces | discrete | character-13 | 6 | 0 | - |
| 109 | dm_aware_.. | Are you aware of the following service / program? Mentor Program | discrete | numeric-12.0 | 2208 | 34684 | - |
| 110 | dm_parti_.. | Did you participate in this service / program? Mentor Program | discrete | numeric-12.0 | 80 | 36812 | - |
| 111 | dm_parti_.. | Did you participate in this service / program in the last 12 months? Mentor Prog | discrete | numeric-12.0 | 12 | 36880 | - |

| File AHRI.PIP.DREAMS_Component.CombinedDataset.2017.v1 | | | | | | | |
|--|----------------------------|--|----------|--------------|-------|---------|----------|
| # | Name | Label | Type | Format | Valid | Invalid | Question |
| 112 | dm_mento.. | Was this a DREAMS service / program? Mentor Program | discrete | numeric-12.0 | 3 | 36889 | - |
| 113 | dm_org_m.. | Where / from which organisation was it provided? Mentor Program | discrete | numeric-12.0 | 3 | 36889 | - |
| 114 | dm_org_m.. | Please specify details of the other organization. Mentor Program | discrete | character-13 | 1 | 0 | - |
| 115 | dm_aware.. | Are you aware of the following service / program? Social Assets programs | discrete | numeric-12.0 | 2210 | 34682 | - |
| 116 | dm_parti.. | Did you participate in this service / program? Social Assets programs | discrete | numeric-12.0 | 92 | 36800 | - |
| 117 | dm_parti.. | Did you participate in this service / program in the last 12 months? Social Asse | discrete | numeric-12.0 | 16 | 36876 | - |
| 118 | dm_socas.. | Was this a DREAMS service / program? Social Assets programs | discrete | numeric-12.0 | 9 | 36883 | - |
| 119 | dm_org_s.. | Where / from which organisation was it provided? Social Assets programs | discrete | numeric-12.0 | 8 | 36884 | - |
| 120 | dm_org_s.. | Please specify details of the other organization. Social Assets programs | discrete | character-6 | 1 | 0 | - |
| 121 | dm_aware.. | Are you aware of the following service / program? Facility based HIV testing | discrete | numeric-12.0 | 7463 | 29429 | - |
| 122 | dm_parti.. | Did you participate in this service / program? Facility based HIV testing | discrete | numeric-12.0 | 1150 | 35742 | - |
| 123 | dm_parti.. | Did you participate in this service / program in the last 12 months? Facility ba | discrete | numeric-12.0 | 661 | 36231 | - |
| 124 | dm_hivte.. | Was this a DREAMS service / program? Facility based HIV testing | discrete | numeric-12.0 | 344 | 36548 | - |
| 125 | dm_org_h.. | Where / from which organisation was it provided? Facility based HIV testing | discrete | numeric-12.0 | 243 | 36649 | - |
| 126 | dm_org_h.. | Please specify details of the other organization. Facility based HIV testing | discrete | character-8 | 3 | 0 | - |
| 127 | dm_aware.. | Are you aware of the following service / program? Mobile clinic HIV testing | discrete | numeric-12.0 | 7465 | 29427 | - |
| 128 | dm_parti.. | Did you participate in this service / program? Mobile clinic HIV testing | discrete | numeric-12.0 | 2276 | 34616 | - |
| 129 | dm_parti.. | Did you participate in this service / program in the last 12 months? Mobile clin | discrete | numeric-12.0 | 654 | 36238 | - |

| File AHRI.PIP.DREAMS_Component.CombinedDataset.2017.v1 | | | | | | | |
|--|----------------------------|--|----------|--------------|-------|---------|----------|
| # | Name | Label | Type | Format | Valid | Invalid | Question |
| 130 | dm_mobil.. | Where / from which organisation was it provided? Mobile clinic HIV testing | discrete | numeric-12.0 | 301 | 36591 | - |
| 131 | dm_org_m.. | Was this a DREAMS service / program? Mobile clinic HIV testing | discrete | numeric-12.0 | 222 | 36670 | - |
| 132 | dm_org_m.. | Please specify details of the other organization. Mobile clinic HIV testing | discrete | character-36 | 6 | 0 | - |
| 133 | dm_aware.. | Are you aware of the following service / program? HIV Testing at Home | discrete | numeric-12.0 | 7465 | 29427 | - |
| 134 | dm_parti.. | Did you participate in this service / program? HIV Testing at Home | discrete | numeric-12.0 | 1680 | 35212 | - |
| 135 | dm_parti.. | Did you participate in this service / program in the last 12 months? HIV Testing | discrete | numeric-12.0 | 628 | 36264 | - |
| 136 | dm_homet.. | Was this a DREAMS service / program? HIV Testing at Home | discrete | numeric-12.0 | 361 | 36531 | - |
| 137 | dm_org_h.. | Where / from which organisation was it provided? HIV Testing at Home | discrete | numeric-12.0 | 336 | 36556 | - |
| 138 | dm_org_h.. | Please specify details of the other organization. HIV Testing at Home | discrete | character-10 | 8 | 0 | - |
| 139 | dm_aware.. | Are you aware of the following service / program? Family testing | discrete | numeric-12.0 | 7463 | 29429 | - |
| 140 | dm_parti.. | Did you participate in this service / program? Family testing | discrete | numeric-12.0 | 469 | 36423 | - |
| 141 | dm_parti.. | Did you participate in this service / program in the last 12 months? Family test | discrete | numeric-12.0 | 53 | 36839 | - |
| 142 | dm_famil.. | Was this a DREAMS service / program? Family testing | discrete | numeric-12.0 | 15 | 36877 | - |
| 143 | dm_org_f.. | Where / from which organisation was it provided? Family testing | discrete | numeric-12.0 | 13 | 36879 | - |
| 144 | dm_org_f.. | Please specify details of the other organization. Family testing | discrete | character-1 | 0 | 0 | - |
| 145 | dm_aware.. | Are you aware of the following service / program? HIV Self testing | discrete | numeric-12.0 | 7465 | 29427 | - |
| 146 | dm_parti.. | Did you participate in this service / program? HIV Self testing | discrete | numeric-12.0 | 776 | 36116 | - |
| 147 | dm_parti.. | Did you participate in this service / program in the last 12 months? HIV Self te | discrete | numeric-12.0 | 144 | 36748 | - |

| File AHRI.PIP.DREAMS_Componant.CombinedDataset.2017.v1 | | | | | | | |
|--|----------------------------|--|----------|--------------|-------|---------|----------|
| # | Name | Label | Type | Format | Valid | Invalid | Question |
| 148 | dm_selft.. | Was this a DREAMS service / program? HIV Self testing | discrete | numeric-12.0 | 58 | 36834 | - |
| 149 | dm_org_s.. | Where / from which organisation was it provided? HIV Self testing | discrete | numeric-12.0 | 53 | 36839 | - |
| 150 | dm_org_s.. | Please specify details of the other organization. HIV Self testing | discrete | character-12 | 7 | 0 | - |
| 151 | dm_aware.. | Are you aware of the following service / program? Partner testing | discrete | numeric-12.0 | 7462 | 29430 | - |
| 152 | dm_parti.. | Did you participate in this service / program? Partner testing | discrete | numeric-12.0 | 1040 | 35852 | - |
| 153 | dm_parti.. | Did you participate in this service / program in the last 12 months? Partner tes | discrete | numeric-12.0 | 157 | 36735 | - |
| 154 | dm_parte.. | Was this a DREAMS service / program? Partner testing | discrete | numeric-12.0 | 60 | 36832 | - |
| 155 | dm_org_p.. | Where / from which organisation was it provided? Partner testing | discrete | numeric-12.0 | 55 | 36837 | - |
| 156 | dm_org_p.. | Please specify details of the other organization. Partner testing | discrete | character-5 | 1 | 0 | - |
| 157 | dm_aware.. | Are you aware of the following service / program? Condom provision | discrete | numeric-12.0 | 7465 | 29427 | - |
| 158 | dm_parti.. | Did you participate in this service / program? Condom provision | discrete | numeric-12.0 | 2857 | 34035 | - |
| 159 | dm_parti.. | Did you participate in this service / program in the last 12 months? Condom prov | discrete | numeric-12.0 | 865 | 36027 | - |
| 160 | dm_condp.. | Was this a DREAMS service / program? Condom provision | discrete | numeric-12.0 | 574 | 36318 | - |
| 161 | dm_org_c.. | Where / from which organisation was it provided? Condom provision | discrete | numeric-12.0 | 491 | 36401 | - |
| 162 | dm_org_c.. | Please specify details of the other organization. Condom provision | discrete | character-17 | 9 | 0 | - |
| 163 | dm_aware.. | Are you aware of the following service / program? Condom provision in the commun | discrete | numeric-12.0 | 7468 | 29424 | - |
| 164 | dm_parti.. | Have you ever used (participated in) the service / intervention? Condom provisio | discrete | numeric-12.0 | 1644 | 35248 | - |

| File AHRI.PIP.DREAMS_Component.CombinedDataset.2017.v1 | | | | | | | |
|--|----------------------------|--|------------|--------------|-------|---------|----------|
| # | Name | Label | Type | Format | Valid | Invalid | Question |
| 165 | dm_parti.. | Did you use/ participate in the service in the past 12 months? Condom provision | discrete | numeric-12.0 | 294 | 36598 | - |
| 166 | dm_condc.. | When you used the service in the last 12 months, was it a 'DREAMS' program? Cond | discrete | numeric-12.0 | 176 | 36716 | - |
| 167 | dm_org_c.. | Where / from which organisation was it provided? Condom provision in the communi | discrete | numeric-12.0 | 158 | 36734 | - |
| 168 | dm_org_c.. | Please specify details of the other organization. Condom provision in the commun | discrete | character-10 | 7 | 0 | - |
| 169 | dm_aware.. | Are you aware of the following service / program? Counselling and provision of c | discrete | numeric-12.0 | 7459 | 29433 | - |
| 170 | dm_parti.. | Did you participate in this service / program? Contraception / family planning | discrete | numeric-12.0 | 1602 | 35290 | - |
| 171 | dm_parti.. | Did you participate in this service / program in the last 12 months? Contracepti | discrete | numeric-12.0 | 505 | 36387 | - |
| 172 | dm_couns.. | Was this a DREAMS service / program? Contraception / family planning | discrete | numeric-12.0 | 278 | 36614 | - |
| 173 | dm_org_c.. | Where / from which organisation was it provided? Contraception / family planning | discrete | numeric-12.0 | 249 | 36643 | - |
| 174 | dm_org_c.. | Please specify details of the other organization. Contraception / family plannin | discrete | character-12 | 2 | 0 | - |
| 175 | dm_aware.. | Are you aware of the following service / program? Provision of contraceptive met | continuous | numeric-12.0 | 7465 | 29427 | - |
| 176 | dm_parti.. | Have you ever used (participated in) the service / intervention? Provision of co | continuous | numeric-12.0 | 1333 | 35559 | - |
| 177 | dm_parti.. | Did you use/ participate in the service in the past 12 months? Provision of cont | continuous | numeric-12.0 | 411 | 36481 | - |
| 178 | dm_contr.. | When you used the service in the last 12 months, was it a 'DREAMS' program? Prov | continuous | numeric-12.0 | 251 | 36641 | - |
| 179 | dm_org_c.. | Where / from which organisation was it provided? Provision of contraceptive meth | continuous | numeric-12.0 | 231 | 36661 | - |

| File AHRI.PIP.DREAMS_Componant.CombinedDataset.2017.v1 | | | | | | | |
|--|----------------------------|---|----------|--------------|-------|---------|----------|
| # | Name | Label | Type | Format | Valid | Invalid | Question |
| 180 | dm_org_c.. | Please specify details of the other organization. Provision of contraceptive met | discrete | character-12 | 1 | 0 | - |
| 181 | dm_aware.. | Are you aware of the following service / program? Adolescent friendly services | discrete | numeric-12.0 | 2202 | 34690 | - |
| 182 | dm_parti.. | Did you participate in this service / program? Adolescent friendly services | discrete | numeric-12.0 | 51 | 36841 | - |
| 183 | dm_parti.. | Did you participate in this service / program in the last 12 months? Adolescent | discrete | numeric-12.0 | 13 | 36879 | - |
| 184 | dm_adolf.. | Was this a DREAMS service / program? Adolescent friendly services | discrete | numeric-12.0 | 5 | 36887 | - |
| 185 | dm_org_a.. | Where / from which organisation was it provided? Adolescent friendly services | discrete | numeric-12.0 | 4 | 36888 | - |
| 186 | dm_org_a.. | Please specify details of the other organization. Adolescent friendly services | discrete | character-1 | 0 | 0 | - |
| 187 | dm_aware.. | Did you participate in this service / program? Post-exposure prophylaxis (PEP) | discrete | numeric-12.0 | 7465 | 29427 | - |
| 188 | dm_parti.. | Are you aware of the following service / program? Post-exposure prophylaxis (PEP) | discrete | numeric-12.0 | 267 | 36625 | - |
| 189 | dm_parti.. | Did you participate in this service / program in the last 12 months? Post-exposu | discrete | numeric-12.0 | 14 | 36878 | - |
| 190 | dm_pep_w.. | Was this a DREAMS service / program? Post-exposure prophylaxis (PEP) | discrete | numeric-12.0 | 8 | 36884 | - |
| 191 | dm_org_p.. | Where / from which organisation was it provided? Post-exposure prophylaxis (PEP) | discrete | numeric-12.0 | 8 | 36884 | - |
| 192 | dm_org_p.. | Please specify details of the other organization. Post-exposure prophylaxis (PEP) | discrete | character-5 | 1 | 0 | - |
| 193 | dm_aware.. | Are you aware of the following service / program? STI Screening | discrete | numeric-12.0 | 7465 | 29427 | - |
| 194 | dm_parti.. | Have you ever used (participated in) the service / intervention? STI Screening | discrete | numeric-12.0 | 1349 | 35543 | - |
| 195 | dm_parti.. | Did you use/ participate in the service in the past 12 months? STI Screening | discrete | numeric-12.0 | 87 | 36805 | - |
| 196 | dm_stisc.. | When you used the service in the last 12 months, was it a 'DREAMS' program? STI | discrete | numeric-12.0 | 30 | 36862 | - |

| File AHRI.PIP.DREAMS_Componant.CombinedDataset.2017.v1 | | | | | | | |
|--|----------------------------|--|----------|--------------|-------|---------|----------|
| # | Name | Label | Type | Format | Valid | Invalid | Question |
| 197 | dm_org_s.. | Where / from which organisation was it provided? STI Screening | discrete | numeric-12.0 | 25 | 36867 | - |
| 198 | dm_org_s.. | Please specify details of the other organization. STI Screening | discrete | character-9 | 2 | 0 | - |
| 199 | dm_aware.. | Are you aware of the following service / program? STI Treatment | discrete | numeric-12.0 | 7467 | 29425 | - |
| 200 | dm_parti.. | Have you ever used (participated in) the service / intervention? STI Treatment | discrete | numeric-12.0 | 1459 | 35433 | - |
| 201 | dm_parti.. | Did you use/ participate in the service in the past 12 months? STI Treatment | discrete | numeric-12.0 | 93 | 36799 | - |
| 202 | dm_stitr.. | When you used the service in the last 12 months, was it a 'DREAMS' program? STI | discrete | numeric-12.0 | 25 | 36867 | - |
| 203 | dm_org_s.. | Where / from which organisation was it provided? STI Treatment | discrete | numeric-12.0 | 23 | 36869 | - |
| 204 | dm_org_s.. | Please specify details of the other organization. STI Treatment | discrete | character-1 | 0 | 0 | - |
| 205 | dm_parti.. | Are you aware of the following service / program? Linkage into ART | discrete | numeric-12.0 | 7466 | 29426 | - |
| 206 | dm_aware.. | Did you participate in this service / program? Linkage into ART | discrete | numeric-12.0 | 1752 | 35140 | - |
| 207 | dm_parti.. | Did you participate in this service / program in the last 12 months? Linkage int | discrete | numeric-12.0 | 525 | 36367 | - |
| 208 | dm_pepse.. | Was this a DREAMS service / program? Linkage into ART | discrete | numeric-12.0 | 400 | 36492 | - |
| 209 | dm_org_p.. | Where / from which organisation was it provided? Linkage into ART | discrete | numeric-12.0 | 331 | 36561 | - |
| 210 | dm_org_p.. | Please specify details of the other organization. Linkage into ART | discrete | character-12 | 7 | 0 | - |
| 211 | dm_aware.. | Are you aware of the following service / program? Support for adherence to ART | discrete | numeric-12.0 | 7464 | 29428 | - |
| 212 | dm_parti.. | Did you participate in this service / program? Support for adherence to ART | discrete | numeric-12.0 | 1238 | 35654 | - |
| 213 | dm_parti.. | Did you participate in this service / program in the last 12 months? Support for | discrete | numeric-12.0 | 362 | 36530 | - |

| File AHRI.PIP.DREAMS_Component.CombinedDataset.2017.v1 | | | | | | | |
|--|----------------------------|--|------------|--------------|-------|---------|----------|
| # | Name | Label | Type | Format | Valid | Invalid | Question |
| 214 | dm_artad.. | Was this a DREAMS service / program? Support for adherence to ART | discrete | numeric-12.0 | 246 | 36646 | - |
| 215 | dm_org_a.. | Where / from which organisation was it provided? Support for adherence to ART | discrete | numeric-12.0 | 199 | 36693 | - |
| 216 | dm_org_a.. | Please specify details of the other organization. Support for adherence to ART | discrete | character-15 | 5 | 0 | - |
| 217 | dm_aware.. | Are you aware of the following service / program? Violence prevention-related tr | continuous | numeric-12.0 | 7466 | 29426 | - |
| 218 | dm_parti.. | Have you ever used (participated in) the service / intervention? Violence preven | discrete | numeric-12.0 | 218 | 36674 | - |
| 219 | dm_parti.. | Did you use/ participate in the service in the past 12 months? Violence preventi | continuous | numeric-12.0 | 20 | 36872 | - |
| 220 | dm_pvedu.. | When you used the service in the last 12 months, was it a 'DREAMS' program? Viol | discrete | numeric-12.0 | 6 | 36886 | - |
| 221 | dm_org_p.. | Where / from which organisation was it provided? Violence prevention-related tra | continuous | numeric-12.0 | 6 | 36886 | - |
| 222 | dm_org_p.. | Please specify details of the other organization. Violence prevention-related tr | discrete | character-9 | 1 | 0 | - |
| 223 | dm_aware.. | Are you aware of the following service / program? SASA! program to reduce violen | discrete | numeric-12.0 | 7463 | 29429 | - |
| 224 | dm_parti.. | Have you ever used (participated in) the service / intervention? SASA! program t | discrete | numeric-12.0 | 334 | 36558 | - |
| 225 | dm_parti.. | Did you use/ participate in the service in the past 12 months? SASA! program to | discrete | numeric-12.0 | 81 | 36811 | - |
| 226 | dm_sasa.. | When you used the service in the last 12 months, was it a 'DREAMS' program? STI | discrete | numeric-12.0 | 11 | 36881 | - |
| 227 | dm_org_s.. | Where / from which organisation was it provided? SASA! program to reduce violenc | discrete | numeric-12.0 | 11 | 36881 | - |
| 228 | dm_org_s.. | Please specify details of the other organization. SASA! program to reduce violen | discrete | character-1 | 0 | 0 | - |
| 229 | dm_parti.. | Did you participate in this service / program? Gender norms | discrete | numeric-12.0 | 69 | 36823 | - |

| File AHRI.PIP.DREAMS_Componant.CombinedDataset.2017.v1 | | | | | | | |
|--|-----------------------------|---|----------|--------------|-------|---------|----------|
| # | Name | Label | Type | Format | Valid | Invalid | Question |
| 230 | dm_aware_.. | Are you aware of the following service / program? Gender norms and Violence prev | discrete | numeric-12.0 | 7460 | 29432 | - |
| 231 | dm_parti_.. | Did you participate in this service / program in the last 12 months? Gender norm | discrete | numeric-12.0 | 12 | 36880 | - |
| 232 | dm_genor_.. | Was this a DREAMS service / program? Gender norms | discrete | numeric-12.0 | 6 | 36886 | - |
| 233 | dm_org_g_.. | Where / from which organisation was it provided? Gender norms | discrete | character-2 | 6 | 0 | - |
| 234 | dm_org_g_.. | Please specify details of the other organization. Gender norms | discrete | character-1 | 0 | 0 | - |
| 235 | dm_aware_.. | Are you aware of the following service / program? OTHER DREAMS services/ programs | discrete | numeric-12.0 | 2005 | 34887 | - |
| 236 | dm_parti_.. | Have you ever used (participated in) the service / intervention? OTHER DREAMS se | discrete | numeric-12.0 | 31 | 36861 | - |
| 237 | dm_parti_.. | Did you use/ participate in the service in the past 12 months? OTHER DREAMS serv | discrete | numeric-12.0 | 4 | 36888 | - |
| 238 | dm_hivst_.. | When you used the service in the last 12 months, was it a 'DREAMS' program? OTHE | discrete | numeric-12.0 | 3 | 36889 | - |
| 239 | dm_org_h_.. | Where / from which organisation was it provided? OTHER DREAMS services/ programs | discrete | numeric-12.0 | 3 | 36889 | - |
| 240 | dm_org_h_.. | Please specify details of the other organization. OTHER DREAMS services/programs | discrete | character-1 | 0 | 0 | - |
| 241 | dm_aware_.. | Are you aware of the following service / program? HIV education or Life skills | discrete | numeric-12.0 | 1362 | 35530 | - |
| 242 | dm_parti_.. | Did you participate in this service / program? HIV education | discrete | numeric-12.0 | 396 | 36496 | - |
| 243 | dm_parti_.. | Did you participate in this service / program in the last 12 months? HIV educati | discrete | numeric-12.0 | 256 | 36636 | - |
| 244 | dm_schoo_.. | Was this a DREAMS service / program? HIV education | discrete | numeric-12.0 | 167 | 36725 | - |
| 245 | dm_org_s_.. | Where / from which organisation was it provided? HIV education | discrete | numeric-12.0 | 157 | 36735 | - |

| File AHRI.PIP.DREAMS_Componant.CombinedDataset.2017.v1 | | | | | | | |
|--|-----------------------------|--|----------|--------------|-------|---------|----------|
| # | Name | Label | Type | Format | Valid | Invalid | Question |
| 246 | mv_money .. | In the last one year, when you spent money on your daily needs, other odds and e | discrete | numeric-12.0 | 2277 | 34615 | - |
| 247 | mv_money .. | In the last one year, when you spent money on your daily needs, other odds and e | discrete | numeric-12.0 | 1729 | 35163 | - |
| 248 | mv_money .. | In the last one year, when you spent money on your daily needs, other odds and e | discrete | numeric-12.0 | 456 | 36436 | - |
| 249 | mv_money .. | In the last one year, when you spent money on your daily needs, other odds and e | discrete | numeric-12.0 | 161 | 36731 | - |
| 250 | mv_money .. | In the last one year, when you spent money on your daily needs, other odds and e | discrete | numeric-12.0 | 223 | 36669 | - |
| 251 | mv_money .. | In the last one year, when you spent money on your daily needs, other odds and e | discrete | numeric-12.0 | 226 | 36666 | - |
| 252 | mv_money .. | In the last one year, when you spent money on your daily needs, other odds and e | discrete | numeric-12.0 | 64 | 36828 | - |
| 253 | mv_money .. | In the last one year, when you spent money on your daily needs, other odds and e | discrete | numeric-12.0 | 582 | 36310 | - |
| 254 | mv_money .. | In the last one year, when you spent money on your daily needs, other odds and e | discrete | numeric-12.0 | 448 | 36444 | - |
| 255 | mv_money .. | In the last one year, when you spent money on your daily needs, other odds and e | discrete | numeric-12.0 | 60 | 36832 | - |
| 256 | mv_money .. | In the last one year, when you spent money on your daily needs, other odds and e | discrete | numeric-12.0 | 32 | 36860 | - |
| 257 | mv_money .. | In the last one year, when you spent money on your daily needs, other odds and e | discrete | numeric-12.0 | 477 | 36415 | - |
| 258 | mv_money .. | In the last one year, when you spent money on your daily needs, other odds and e | discrete | numeric-12.0 | 54 | 36838 | - |
| 259 | mv_money .. | In the last one year, when you spent money on your daily needs, other odds and e | discrete | numeric-12.0 | 1482 | 35410 | - |
| 260 | mv_money .. | In the last one year, when you spent money on your daily needs, other odds and e | discrete | numeric-12.0 | 91 | 36801 | - |
| 261 | mv_money .. | Please specify more details on other grants: | discrete | character-43 | 91 | 0 | - |
| 262 | mv_6mth .. | In the past six months, have you saved, or put money aside to use at a later tim | discrete | numeric-12.0 | 7478 | 29414 | - |
| 263 | mv_contr .. | Do you have control over these savings? (i.e., Where and how they are stored, an | discrete | numeric-12.0 | 707 | 36185 | - |

| File AHRI.PIP.DREAMS_Componant.CombinedDataset.2017.v1 | | | | | | | |
|--|----------------------------|--|----------|--------------|-------|---------|----------|
| # | Name | Label | Type | Format | Valid | Invalid | Question |
| 264 | mv_borrm.. | Is there is a female in your community from whom you can borrow money in an emer | discrete | numeric-12.0 | 1293 | 35599 | - |
| 265 | mv_privm.. | Do you have a safe and private place to meet with girls and young women who are | discrete | numeric-12.0 | 1293 | 35599 | - |
| 266 | mv_privm.. | If yes, do you meet regularly in such place on a regular basis? | discrete | numeric-12.0 | 159 | 36733 | - |
| 267 | mv_trust.. | Do you have at least one trusted female friend? | discrete | numeric-12.0 | 1291 | 35601 | - |
| 268 | mv_knowg.. | Do you know a woman in your community, other than a mother or guardian, whom you | discrete | numeric-12.0 | 1293 | 35599 | - |
| 269 | mv_borrm.. | For Males: Is there is a male in your community from whom you can borrow money i | discrete | numeric-12.0 | 913 | 35979 | - |
| 270 | mv_privm.. | Do you have a safe and private place to meet with boys and young men who are lik | discrete | numeric-12.0 | 914 | 35978 | - |
| 271 | mv_privm.. | If yes, do you meet regularly in such place on a regular basis? | discrete | numeric-12.0 | 224 | 36668 | - |
| 272 | mv_knowg.. | Do who know a man in your community, other than a father or guardian, whom you c | discrete | numeric-12.0 | 915 | 35977 | - |
| 273 | mv_close.. | How many females of your age or a similar age do you consider close friends? (By | discrete | character-2 | 1290 | 0 | - |
| 274 | mv_close.. | For Males: How many males of your age or a similar age do you consider close fri | discrete | character-2 | 912 | 0 | - |
| 275 | hq_hiv_g.. | Would you be able to get a HIV test if you wanted one? | discrete | numeric-12.0 | 7488 | 29404 | - |
| 276 | hq_hiv_k.. | Do you think that it is important for people to know their status? | discrete | numeric-12.0 | 7490 | 29402 | - |
| 277 | hq_hiv_i.. | Why is it important to be HIV tested? | discrete | numeric-12.0 | 6279 | 30613 | - |
| 278 | hq_hiv_i.. | Why is it important to be HIV tested? | discrete | numeric-12.0 | 659 | 36233 | - |
| 279 | hq_hiv_i.. | Why is it important to be HIV tested? | discrete | character-1 | 479 | 0 | - |
| 280 | hq_hiv_i.. | Why is it important to be HIV tested? | discrete | character-1 | 1068 | 0 | - |
| 281 | hq_hiv_i.. | Why is it important to be HIV tested? | discrete | character-2 | 16 | 0 | - |

| File AHRI.PIP.DREAMS_Componant.CombinedDataset.2017.v1 | | | | | | | |
|--|----------------------------|--|----------|---------------|-------|---------|----------|
| # | Name | Label | Type | Format | Valid | Invalid | Question |
| 282 | hq_hiv_i.. | Please specify detail on the other reason you think it is important to get teste | discrete | character-48 | 16 | 0 | - |
| 283 | hq_hiv_t.. | Where did your last HIV test take place? | discrete | numeric-12.0 | 5641 | 31251 | - |
| 284 | hq_hiv_t.. | Please specify detail on the other place where you were tested for HIV: | discrete | character-51 | 145 | 0 | - |
| 285 | hq_hiv_t.. | Was the last HIV test offered, required or did you ask for the test? | discrete | numeric-12.0 | 5636 | 31256 | - |
| 286 | hq_hiv_t.. | What was the main reason for your last HIV test? | discrete | numeric-12.0 | 5634 | 31258 | - |
| 287 | hq_hiv_t.. | Please specify detail on the other main reason for having your last HIV test: | discrete | character-69 | 112 | 0 | - |
| 288 | hq_hiv_p.. | Did you receive any counselling prior to your last HIV test? | discrete | numeric-12.0 | 5633 | 31259 | - |
| 289 | hq_refer.. | Were you referred to HIV treatment services? | discrete | numeric-12.0 | 1657 | 35235 | - |
| 290 | hq_prev.. | Have you ever taken ART for your own health? | discrete | numeric-12.0 | 1654 | 35238 | - |
| 291 | hq_art_t.. | Have you ever taken ART to prevent Mother To Child Transmission (MTCT)? | discrete | numeric-12.0 | 1397 | 35495 | - |
| 292 | hq_art_t.. | Have you ever had to stop ART? | discrete | numeric-12.0 | 1410 | 35482 | - |
| 293 | hq_art_r.. | Please provide the reason for stopping ART: | discrete | character-119 | 46 | - | - |
| 294 | hq_art_e.. | How often do you take your ART drugs at the exact time prescribed by your doctor | discrete | numeric-12.0 | 1507 | 35385 | - |
| 295 | hq_prep.. | Have you ever heard of PrEP? (These are tablets that people who do not have HIV | discrete | numeric-12.0 | 7489 | 29403 | - |
| 296 | hq_prep.. | Where did you hear about PrEP? | discrete | character-66 | 116 | 0 | - |
| 297 | hq_prep.. | Have you ever been offered PrEP? | discrete | numeric-12.0 | 117 | 36775 | - |
| 298 | hq_prep.. | Did you use/ participate in the service in the past 12 months? | discrete | numeric-12.0 | 8 | 36884 | - |
| 299 | hq_prep.. | When you used the service in the last 12 months, was it a 'DREAMS' program? | discrete | numeric-12.0 | 6 | 36886 | - |
| 300 | hq_prep.. | Are you currently taking PrEP to prevent HIV? | discrete | numeric-12.0 | 117 | 36775 | - |
| 301 | hq_prep.. | Why did you decide not to take PrEP? | discrete | numeric-12.0 | 0 | 36892 | - |

| File AHRI.PIP.DREAMS_Component.CombinedDataset.2017.v1 | | | | | | | |
|--|-----------------------------|--|----------|--------------|-------|---------|----------|
| # | Name | Label | Type | Format | Valid | Invalid | Question |
| 302 | hq_prep_.. | Please specify detail on the other reason why you did not take PrEP | discrete | character-1 | 0 | 0 | - |
| 303 | hq_prep_.. | Where are you receiving PrEP? Please tell us the name of the clinic/organisation | discrete | numeric-12.0 | 1 | 36891 | - |
| 304 | hq_prep_.. | Please specify details of the place you receive PrEP | discrete | character-1 | 0 | 0 | - |
| 305 | hq_prep_.. | Please specify details of the place you receive PrEP | discrete | character-1 | 0 | 0 | - |
| 306 | hq_prep_.. | Please specify details of the other organization | discrete | character-1 | 0 | 0 | - |
| 307 | hq_prep_.. | Do you take PrEP every day? | discrete | numeric-12.0 | 1 | 36891 | - |
| 308 | hq_prep_.. | When you take your PrEP do you usually take it at the same time? | discrete | numeric-12.0 | 1 | 36891 | - |
| 309 | hq_prep_.. | Are you struggling to take you PrEP drugs as advised by the doctor because (plea | discrete | character-1 | 1 | 0 | - |
| 310 | hq_prep_.. | Please specify other reason for not taking your PrEP as described: | discrete | character-1 | 0 | 0 | - |
| 311 | hq_prep_.. | Have you been supported by [name of intervention/NGO etc] to take your PrEP dru | discrete | numeric-12.0 | 1 | 36891 | - |
| 312 | hq_evers_.. | In your whole life up to now, have you ever smoked a cigarette? | discrete | numeric-12.0 | 7487 | 29405 | - |
| 313 | hq_frsts_.. | How old were you when you smoked your first cigarette? If you can't remember, pl | discrete | character-5 | 484 | 0 | - |
| 314 | hq_dayss_.. | How many days have you smoked at least one cigarette in the past month? [number | discrete | character-3 | 484 | 0 | - |
| 315 | hq_smokl_.. | Have you used smokeless tobacco products such as snuff or chewing tobacco in the | discrete | numeric-12.0 | 484 | 36408 | - |
| 316 | hq_everd_.. | In your whole life up to now, have you ever drunk one "drink" of alcohol (e.g. a | discrete | numeric-12.0 | 7490 | 29402 | - |
| 317 | hq_frstd_.. | How old were you when you drank your first drink? If you can't remember, please | discrete | character-3 | 970 | 0 | - |
| 318 | hq_daysd_.. | How many days have you drunk at least one drink in the past month? [number of da | discrete | character-5 | 971 | 0 | - |
| 319 | hq_more5_.. | How many days have you drunk 5 or more drinks (in succession) on one or more day | discrete | character-3 | 970 | 0 | - |

| File AHRI.PIP.DREAMS_Componant.CombinedDataset.2017.v1 | | | | | | | |
|--|----------------------------|--|------------|--------------|-------|---------|----------|
| # | Name | Label | Type | Format | Valid | Invalid | Question |
| 320 | hq_everu.. | In your whole life up to now, have you ever used cannabis (dagga)? | discrete | numeric-12.0 | 7488 | 29404 | - |
| 321 | hq_frstc.. | How old were you when you used cannabis (dagga)? If you can't remember, please g | discrete | character-2 | 137 | 0 | - |
| 322 | hq_daysc.. | How many days have you used cannabis in the past month? [number of days] | discrete | character-2 | 137 | 0 | - |
| 323 | hq_usedo.. | Have you ever used other drugs such as (Tick all that apply) | discrete | numeric-12.0 | 7453 | 29439 | - |
| 324 | hq_usedo.. | Have you ever used other drugs such as (Tick all that apply) | discrete | numeric-12.0 | 5 | 36887 | - |
| 325 | hq_usedo.. | Have you ever used other drugs such as (Tick all that apply) | discrete | numeric-12.0 | 2 | 36890 | - |
| 326 | hq_usedo.. | Have you ever used other drugs such as (Tick all that apply) | discrete | numeric-12.0 | 3 | 36889 | - |
| 327 | hq_usedo.. | Have you ever used other drugs such as (Tick all that apply) | discrete | numeric-12.0 | 1 | 36891 | - |
| 328 | hq_usedo.. | Have you ever used other drugs such as (Tick all that apply) | discrete | numeric-12.0 | 1 | 36891 | - |
| 329 | hq_usedo.. | Have you ever used other drugs such as (Tick all that apply) | discrete | numeric-12.0 | 2 | 36890 | - |
| 330 | hq_usedo.. | Have you ever used other drugs such as (Tick all that apply) | discrete | numeric-12.0 | 23 | 36869 | - |
| 331 | hq_usedo.. | Have you ever used other drugs such as (Tick all that apply) | discrete | numeric-12.0 | 11 | 36881 | - |
| 332 | hq_inhal.. | Please specify what inhalants like glue, paint thinners, benzine or petrol were | discrete | character-8 | 5 | 0 | - |
| 333 | hq_clubd.. | Please specify what kind of club drugs you have used? | discrete | character-4 | 1 | 0 | - |
| 334 | hq_overc.. | Please specify what kind of over | discrete | character-1 | 0 | 0 | - |
| 335 | hq_persc.. | Please specify what kind of prescription drugs you have used? | discrete | character-8 | 3 | 0 | - |
| 336 | hq_othdr.. | Please specify more details on the kind of other drugs you have used? | discrete | character-17 | 11 | 0 | - |
| 337 | sr_share.. | Are you willing to share how old were you the first time you made someone pregna | continuous | numeric-12.0 | 289 | 36603 | - |

| File AHRI.PIP.DREAMS_Componant.CombinedDataset.2017.v1 | | | | | | | |
|--|----------------------------|--|----------|--------------|-------|---------|----------|
| # | Name | Label | Type | Format | Valid | Invalid | Question |
| 338 | sr_agefa.. | How old were you when you first made someone pregnant? | discrete | character-2 | 215 | 0 | - |
| 339 | sr_circu.. | Where were you circumcised? | discrete | numeric-12.0 | 438 | 36454 | - |
| 340 | sr_circu.. | Please specify more details on where you were circumcised: | discrete | character-26 | 41 | 0 | - |
| 341 | sr_circu.. | Who performed the circumcision on you? | discrete | numeric-12.0 | 438 | 36454 | - |
| 342 | sr_circu.. | Did you pay to get circumcised? | discrete | numeric-12.0 | 438 | 36454 | - |
| 343 | sr_circu.. | How long after circumcision before you started having sex? [number of weeks] If | discrete | character-3 | 434 | 0 | - |
| 344 | sr_circu.. | What is the relative enjoyment of sex before and after circumcision? | discrete | numeric-12.0 | 214 | 36678 | - |
| 345 | sr_circu.. | What is the relative enjoyment of sex for partner before and after circumcision? | discrete | numeric-12.0 | 212 | 36680 | - |
| 346 | sr_circu.. | Have you used condom since your circumcision? | discrete | numeric-12.0 | 220 | 36672 | - |
| 347 | sr_currp.. | Are you currently pregnant? | discrete | numeric-12.0 | 2353 | 34539 | - |
| 348 | sr_share.. | Are you willing to share how old were you the first time you got pregnant? | discrete | numeric-12.0 | 2086 | 34806 | - |
| 349 | sr_agepr.. | How old were you the first time you got pregnant? [age in years] | discrete | character-3 | 1763 | 0 | - |
| 350 | sr_times.. | How many times have you been pregnant? (including pregnancies that did not go to | discrete | character-4 | 1706 | 0 | - |
| 351 | sr_times.. | How many times have you given birth? (include both live births and stillbirths. | discrete | character-3 | 1707 | 0 | - |
| 352 | sr_anoth.. | FOR NON PREGNANT / UNSURE / NEVER PREGNANT BEFORE, ASK Would you like to have (a | discrete | numeric-12.0 | 2253 | 34639 | - |
| 353 | sr_waitb.. | If Yes, How long would you like to wait from now before the birth of (a/another) | discrete | numeric-12.0 | 441 | 36451 | - |
| 354 | sr_aftbr.. | FOR CURRENTLY PREGNANT ASK After the birth of this child you are expecting would | discrete | numeric-12.0 | 90 | 36802 | - |
| 355 | sr_waitb.. | If yes, After the birth of the child you are expecting now, how long would you l | discrete | numeric-12.0 | 21 | 36871 | - |

File AHRI.PIP.DREAMS_Componant.CombinedDataset.2017.v1

| # | Name | Label | Type | Format | Valid | Invalid | Question |
|-----|-----------------------------|--|----------|--------------|-------|---------|----------|
| 356 | sr_nomor_.. | What are the reasons why you would not like to have (a/another) child? | discrete | numeric-12.0 | 529 | 36363 | - |
| 357 | sr_nomor_.. | What are the reasons why you would not like to have (a/another) child? | discrete | numeric-12.0 | 199 | 36693 | - |
| 358 | sr_nomor_.. | What are the reasons why you would not like to have (a/another) child? | discrete | numeric-12.0 | 51 | 36841 | - |
| 359 | sr_nomor_.. | What are the reasons why you would not like to have (a/another) child? | discrete | numeric-12.0 | 136 | 36756 | - |
| 360 | sr_nomor_.. | What are the reasons why you would not like to have (a/another) child? | discrete | numeric-12.0 | 371 | 36521 | - |
| 361 | sr_nomor_.. | What are the reasons why you would not like to have (a/another) child? | discrete | numeric-12.0 | 148 | 36744 | - |
| 362 | sr_nomor_.. | What are the reasons why you would not like to have (a/another) child? | discrete | numeric-12.0 | 49 | 36843 | - |
| 363 | sr_areus_.. | Are you currently using any contraceptive methods to prevent pregnancy? | discrete | numeric-12.0 | 2243 | 34649 | - |
| 364 | sr_notus_.. | If no, What is the main reason why you are not using a method of contraception | discrete | numeric-12.0 | 1184 | 35708 | - |
| 365 | sr_notus_.. | Other reason not using any method of contraception, please specify: | discrete | character-88 | 57 | 0 | - |
| 366 | sr_meth_.. | Which methods were you using? | discrete | numeric-12.0 | 28 | 36864 | - |
| 367 | sr_meth_.. | Which methods were you using? | discrete | numeric-12.0 | 397 | 36495 | - |
| 368 | sr_meth_.. | Which methods were you using? | discrete | numeric-12.0 | 13 | 36879 | - |
| 369 | sr_meth_.. | Which methods were you using? | discrete | numeric-12.0 | 23 | 36869 | - |
| 370 | sr_meth_.. | Which methods were you using? | discrete | numeric-12.0 | 3 | 36889 | - |
| 371 | sr_meth_.. | Which methods were you using? | discrete | numeric-12.0 | 7 | 36885 | - |
| 372 | sr_meth_.. | Which methods were you using? | discrete | numeric-12.0 | 439 | 36453 | - |
| 373 | sr_meth_.. | Which methods were you using? | discrete | numeric-12.0 | 64 | 36828 | - |
| 374 | sr_meth_.. | Which methods were you using? | discrete | numeric-12.0 | 49 | 36843 | - |
| 375 | sr_meth_.. | Which methods were you using? | discrete | numeric-12.0 | 5 | 36887 | - |
| 376 | sr_meth_.. | Which methods were you using? | discrete | numeric-12.0 | 4 | 36888 | - |

| File AHRI.PIP.DREAMS_Componant.CombinedDataset.2017.v1 | | | | | | | |
|--|----------------------------|--|----------|--------------|-------|---------|----------|
| # | Name | Label | Type | Format | Valid | Invalid | Question |
| 377 | sr_meth.. | Which methods were you using? | discrete | numeric-12.0 | 3 | 36889 | - |
| 378 | sr_meth.. | Other method, please specify: | discrete | character-19 | 4 | 0 | - |
| 379 | sr_hivkn.. | Can the risk of HIV transmission be reduced by having sex with only one uninfected | discrete | numeric-12.0 | 3295 | 33597 | - |
| 380 | sr_hivkn.. | Can a person reduce the risk of getting HIV by using a condom every time they ha | discrete | numeric-12.0 | 3296 | 33596 | - |
| 381 | sr_hivkn.. | Can a healthy-looking person have HIV? | discrete | numeric-12.0 | 3295 | 33597 | - |
| 382 | sr_hivkn.. | Can a person get HIV from mosquito bites? | discrete | numeric-12.0 | 3295 | 33597 | - |
| 383 | sr_hivkn.. | Can a person get HIV by sharing food with someone who is infected? | discrete | numeric-12.0 | 3297 | 33595 | - |
| 384 | srs_self.. | We would like you to complete the following few questions by yourself. The inter | discrete | numeric-12.0 | 4100 | 32792 | - |
| 385 | srs_shar.. | Are you willing to share how old was the person you first had sex with, even if | discrete | numeric-12.0 | 3132 | 33760 | - |
| 386 | srs_part.. | How old was the person you first had sex with, even if it was forced or not your | discrete | character-2 | 933 | 0 | - |
| 387 | srs_firs.. | Was this person: | discrete | numeric-12.0 | 865 | 36027 | - |
| 388 | srs_firs.. | How many years younger/older? | discrete | numeric-12.0 | 861 | 36031 | - |
| 389 | srs_shar.. | Are you willing to share how old you were when you first had sex with your secon | discrete | numeric-12.0 | 2514 | 34378 | - |
| 390 | srs_ages.. | How old were you the first time you had sex with your second sexual partner? If | discrete | character-3 | 732 | 0 | - |
| 391 | srs_tran.. | In the past 12 months, have you ever had sex with anyone (for a short period of | discrete | numeric-12.0 | 1933 | 34959 | - |
| 392 | srs_tran.. | In the past 12 months have you provided a woman who is not a sex worker with hel | discrete | numeric-12.0 | 934 | 35958 | - |
| 393 | srs_shar.. | Are you willing to share with how many different people have you become sexually | discrete | numeric-12.0 | 2526 | 34366 | - |
| 394 | srs_tran.. | In the past 12 months how many different people have you become sexually involve | discrete | character-2 | 466 | 0 | - |
| 395 | srs_sexw.. | Some people have sex with other people for a living; would you consider yourself | discrete | numeric-12.0 | 1937 | 34955 | - |
| 396 | srs_ever.. | Have you ever used a male condom when you had sex | discrete | numeric-12.0 | 2531 | 34361 | - |

| File AHRI.PIP.DREAMS_Componant.CombinedDataset.2017.v1 | | | | | | | |
|--|-----------------------------|--|----------|--------------|-------|---------|----------|
| # | Name | Label | Type | Format | Valid | Invalid | Question |
| | | (whether it was forced or agree | | | | | |
| 397 | srs_usec... | Have you used a condom during sex in the past 3 months? | discrete | numeric-12.0 | 1328 | 35564 | - |
| 398 | srs_usec... | Did you use a condom the LAST time you had sex (whether it was forced or agreed) | discrete | numeric-12.0 | 1326 | 35566 | - |
| 399 | srs_gems01 | A woman's most important role is to take care of her home and cook for her famil | discrete | numeric-12.0 | 936 | 35956 | - |
| 400 | srs_gems02 | Changing nappies/diapers, giving the children a bath, and feeding the children a | discrete | numeric-12.0 | 937 | 35955 | - |
| 401 | srs_gems03 | A man should have the final word about decisions in the home | discrete | numeric-12.0 | 935 | 35957 | - |
| 402 | srs_gems04 | It is important that a father is present in the lives of his children, even if h | discrete | numeric-12.0 | 936 | 35956 | - |
| 403 | srs_gems05 | The husband should decide to buy the major household items | discrete | numeric-12.0 | 938 | 35954 | - |
| 404 | srs_gems06 | A woman should obey her husband in all things | discrete | numeric-12.0 | 934 | 35958 | - |
| 405 | srs_gems07 | Males and females have an equal right to finish school | discrete | numeric-12.0 | 938 | 35954 | - |
| 406 | srs_gems08 | Females should have their own source of income | discrete | numeric-12.0 | 936 | 35956 | - |
| 407 | srs_gems09 | It is the man who decides what type of sex to have | discrete | numeric-12.0 | 934 | 35958 | - |
| 408 | srs_gems10 | Men need sex more than women do | discrete | numeric-12.0 | 935 | 35957 | - |
| 409 | srs_gems11 | You don't talk about sex, you just do it | discrete | numeric-12.0 | 935 | 35957 | - |
| 410 | srs_gems12 | Men are always ready to have sex | discrete | numeric-12.0 | 936 | 35956 | - |
| 411 | srs_gems13 | A man should know what his partner likes during sex | discrete | numeric-12.0 | 936 | 35956 | - |
| 412 | srs_gems14 | A woman who has sex before she marries does not deserve respect | discrete | numeric-12.0 | 936 | 35956 | - |
| 413 | srs_gems15 | A woman should not initiate sex | discrete | numeric-12.0 | 935 | 35957 | - |
| 414 | srs_gems16 | Women who carry condoms are "easy" | discrete | numeric-12.0 | 937 | 35955 | - |
| 415 | srs_gems17 | It is a woman's responsibility to avoid getting pregnant | discrete | numeric-12.0 | 936 | 35956 | - |
| 416 | srs_gems18 | A couple should decide together if they want to have children | discrete | numeric-12.0 | 936 | 35956 | - |

| File AHRI.PIP.DREAMS_Componant.CombinedDataset.2017.v1 | | | | | | | |
|--|----------------------------|--|----------|--------------|-------|---------|----------|
| # | Name | Label | Type | Format | Valid | Invalid | Question |
| 417 | srs_gems19 | In my opinion, a woman can suggest using condoms just like a man can | discrete | numeric-12.0 | 936 | 35956 | - |
| 418 | srs_gems20 | If a man gets a woman pregnant, the child is the responsibility of both | discrete | numeric-12.0 | 936 | 35956 | - |
| 419 | srs_gems21 | A man and a woman should decide together what type of contraceptive to use | discrete | numeric-12.0 | 935 | 35957 | - |
| 420 | srs_gems22 | Only when a woman has a child is she a real woman | discrete | numeric-12.0 | 935 | 35957 | - |
| 421 | srs_gems23 | A real man produces a male child | discrete | numeric-12.0 | 936 | 35956 | - |
| 422 | srs_gems24 | A man and woman should decide together whether to use a condom | discrete | numeric-12.0 | 938 | 35954 | - |
| 423 | srs_gems25 | There are times when a woman deserves to be beaten | discrete | numeric-12.0 | 937 | 35955 | - |
| 424 | srs_gems26 | A woman should tolerate violence in order to keep her family together | discrete | numeric-12.0 | 937 | 35955 | - |
| 425 | srs_expr.. | In the past 12 months have you experienced any of the following examples of phys | discrete | numeric-12.0 | 4065 | 32827 | - |
| 426 | srs_rela.. | The most recent time that someone was physically violent to you, was this person | discrete | numeric-12.0 | 60 | 36832 | - |
| 427 | srs_rela.. | The most recent time that someone was physically violent to you, was this person | discrete | numeric-12.0 | 29 | 36863 | - |
| 428 | srs_rela.. | The most recent time that someone was physically violent to you, was this person | discrete | numeric-12.0 | 38 | 36854 | - |
| 429 | srs_rela.. | The most recent time that someone was physically violent to you, was this person | discrete | numeric-12.0 | 26 | 36866 | - |
| 430 | srs_rela.. | The most recent time that someone was physically violent to you, was this person | discrete | numeric-12.0 | 16 | 36876 | - |
| 431 | srs_made.. | In the past 12 months has anyone made you have sex with them, against your will? | discrete | numeric-12.0 | 4077 | 32815 | - |
| 432 | srs_rela.. | The most recent time that someone made you have sex against your will, was this | discrete | numeric-12.0 | 8 | 36884 | - |
| 433 | srs_rela.. | The most recent time that someone made you have sex against your will, was this | discrete | numeric-12.0 | 6 | 36886 | - |

| File AHRI.PIP.DREAMS_Componant.CombinedDataset.2017.v1 | | | | | | | |
|--|----------------------------|---|----------|--------------|-------|---------|----------|
| # | Name | Label | Type | Format | Valid | Invalid | Question |
| 434 | srs_rela.. | The most recent time that someone made you have sex against your will, was this | discrete | numeric-12.0 | 2 | 36890 | - |
| 435 | srs_rela.. | The most recent time that someone made you have sex against your will, was this | discrete | numeric-12.0 | 7 | 36885 | - |
| 436 | srs_rela.. | The most recent time that someone made you have sex against your will, was this | discrete | numeric-12.0 | 5 | 36887 | - |
| 437 | srs_fema.. | Has any male ever done any of the following things to you: | discrete | numeric-12.0 | 26 | 36866 | - |
| 438 | srs_fema.. | Has any male ever done any of the following things to you: | discrete | numeric-12.0 | 2223 | 34669 | - |
| 439 | srs_fema.. | Has any male ever done any of the following things to you: | discrete | numeric-12.0 | 20 | 36872 | - |
| 440 | srs_fema.. | Has any male ever done any of the following things to you: | discrete | numeric-12.0 | 33 | 36859 | - |
| 441 | srs_fema.. | Has any male ever done any of the following things to you: | discrete | numeric-12.0 | 10 | 36882 | - |
| 442 | srs_fema.. | Has any male ever done any of the following things to you: | discrete | numeric-12.0 | 41 | 36851 | - |
| 443 | srs_fema.. | Has any male ever done any of the following things to you: | discrete | numeric-12.0 | 17 | 36875 | - |
| 444 | srs_fema.. | Has any male ever done any of the following things to you: | discrete | numeric-12.0 | 14 | 36878 | - |
| 445 | srs_fema.. | Has any male ever done any of the following things to you: | discrete | numeric-12.0 | 16 | 36876 | - |
| 446 | srs_fema.. | Has any male ever done any of the following things to you: | discrete | numeric-12.0 | 9 | 36883 | - |
| 447 | srs_fema.. | Has any male ever done any of the following things to you: | discrete | numeric-12.0 | 13 | 36879 | - |
| 448 | srs_fema.. | Has any male ever done any of the following things to you: | discrete | numeric-12.0 | 7 | 36885 | - |
| 449 | srs_fema.. | Has any male ever done any of the following things to you: | discrete | numeric-12.0 | 16 | 36876 | - |
| 450 | srs_fema.. | Has any male ever done any of the following things to you: | discrete | numeric-12.0 | 12 | 36880 | - |
| 451 | srs_fema.. | Has any male ever done any of the following things to you: | discrete | numeric-12.0 | 10 | 36882 | - |

| File AHRI.PIP.DREAMS_Componant.CombinedDataset.2017.v1 | | | | | | | |
|--|----------------------------|--|----------|--------------|-------|---------|----------|
| # | Name | Label | Type | Format | Valid | Invalid | Question |
| 452 | srs_fema.. | Has any male ever done any of the following things to you: | discrete | numeric-12.0 | 15 | 36877 | - |
| 453 | srs_male.. | Has anyone ever done any of the following things to you: | discrete | numeric-12.0 | 18 | 36874 | - |
| 454 | srs_male.. | Has anyone ever done any of the following things to you: | discrete | numeric-12.0 | 886 | 36006 | - |
| 455 | srs_male.. | Has anyone ever done any of the following things to you: | discrete | numeric-12.0 | 12 | 36880 | - |
| 456 | srs_male.. | Has anyone ever done any of the following things to you: | discrete | numeric-12.0 | 21 | 36871 | - |
| 457 | srs_male.. | Has anyone ever done any of the following things to you: | discrete | numeric-12.0 | 9 | 36883 | - |
| 458 | srs_male.. | Has anyone ever done any of the following things to you: | discrete | numeric-12.0 | 12 | 36880 | - |
| 459 | srs_male.. | Has anyone ever done any of the following things to you: | discrete | numeric-12.0 | 5 | 36887 | - |
| 460 | srs_male.. | Has anyone ever done any of the following things to you: | discrete | numeric-12.0 | 10 | 36882 | - |
| 461 | srs_male.. | Has anyone ever done any of the following things to you: | discrete | numeric-12.0 | 6 | 36886 | - |
| 462 | srs_male.. | Has anyone ever done any of the following things to you: | discrete | numeric-12.0 | 4 | 36888 | - |
| 463 | srs_male.. | Has anyone ever done any of the following things to you: | discrete | numeric-12.0 | 13 | 36879 | - |
| 464 | srs_male.. | Has anyone ever done any of the following things to you: | discrete | numeric-12.0 | 5 | 36887 | - |
| 465 | srs_male.. | Has anyone ever done any of the following things to you: | discrete | numeric-12.0 | 4 | 36888 | - |
| 466 | srs_male.. | Has anyone ever done any of the following things to you: | discrete | numeric-12.0 | 5 | 36887 | - |
| 467 | srs_male.. | Has anyone ever done any of the following things to you: | discrete | numeric-12.0 | 3 | 36889 | - |
| 468 | srs_male.. | Has anyone ever done any of the following things to you: | discrete | numeric-12.0 | 3 | 36889 | - |
| 469 | srs_sasa.. | Has your partner/most recent partner done at least one of the following things t | discrete | numeric-12.0 | 17 | 36875 | - |
| 470 | srs_sasa.. | Has your partner/most recent partner done at least one of the following things t | discrete | numeric-12.0 | 3190 | 33702 | - |
| 471 | srs_sasa.. | Has your partner/most recent partner done at least one of the following things t | discrete | numeric-12.0 | 22 | 36870 | - |
| 472 | srs_sasa.. | Has your partner/most recent partner done at least one of the following things t | discrete | numeric-12.0 | 12 | 36880 | - |
| 473 | srs_sasa.. | Has your partner/most recent partner done at least one of the following things t | discrete | numeric-12.0 | 7 | 36885 | - |

File AHRI.PIP.DREAMS_Componant.CombinedDataset.2017.v1

| # | Name | Label | Type | Format | Valid | Invalid | Question |
|-----|-----------------------------|--|----------|--------------|-------|---------|----------|
| 474 | srs_sasa_.. | Has your partner/most recent partner done at least one of the following things t | discrete | numeric-12.0 | 7 | 36885 | - |
| 475 | srs_sasa_.. | Has your partner/most recent partner done at least one of the following things t | discrete | numeric-12.0 | 8 | 36884 | - |
| 476 | srs_usev_.. | Have you used physical or sexual violence on your partner in the last 12 months? | discrete | numeric-12.0 | 3263 | 33629 | - |
| 477 | srs_sv_w_.. | Would you like to be contacted to discuss the sexual/physical violence? | discrete | numeric-12.0 | 9406 | 27486 | - |
| 478 | srs_sv_t_.. | B. If it is safe for you to wait up to 3 days for help, then click HERE to give | discrete | numeric-12.0 | 2257 | 34635 | - |
| 479 | srs_sv_u_.. | Please confirm that you would like urgent contact (within 3 days) to discuss sex | discrete | numeric-12.0 | 183 | 36709 | - |
| 480 | srs_sv_c_.. | Please tell us how you would like us to contact you: | discrete | numeric-12.0 | 274 | 36618 | - |
| 481 | srs_sv_p_.. | Please indicate when is best to call: | discrete | character-29 | 222 | 0 | - |
| 482 | srs_sv_v_.. | Please indicate which time of day is best: | discrete | character-48 | 52 | 0 | - |

File AHRI.PIP.DREAMS_Componant.ContactAttempts.2017.v1

| # | Name | Label | Type | Format | Valid | Invalid | Question |
|----|-----------------------------|--|------------|--------------|-------|---------|----------|
| 1 | project_id | REDCap Project Identifier | discrete | numeric-12.0 | 36892 | 0 | - |
| 2 | event_id | REDCap Event Identifier | discrete | numeric-12.0 | 36892 | 0 | - |
| 3 | cohort | Cohort Description | discrete | character-13 | 36892 | 0 | - |
| 4 | round | Round Description | discrete | character-19 | 36892 | 0 | - |
| 5 | IintId | Individual ID | continuous | numeric-12.0 | 36892 | 0 | - |
| 6 | ca_weekb_.. | Weekblock | discrete | character-5 | 36892 | 0 | - |
| 7 | ca_attmp_.. | Conducting Contact Attempt - One | discrete | numeric-12.0 | 36888 | 4 | - |
| 8 | ca_attmp_.. | Attempt Start Date and Time | discrete | character-11 | 36746 | - | - |
| 9 | ca_attmp_.. | Was the participant contacted? | discrete | numeric-12.0 | 36780 | 112 | - |
| 10 | ca_attmp_.. | Is participant going to be surveyed today? | discrete | numeric-12.0 | 8974 | 27918 | - |
| 11 | ca_attmp_.. | Was participation refused? | discrete | numeric-12.0 | 3618 | 33274 | - |
| 12 | ca_attmp_.. | When are you going to make a revisit? | discrete | character-11 | 184 | - | - |
| 13 | ca_attmp_.. | Conducting Contact Attempt - Two | discrete | numeric-12.0 | 20412 | 16480 | - |
| 14 | ca_attmp_.. | Attempt Start Date and Time | discrete | character-11 | 3727 | - | - |

| File AHRI.PIP.DREAMS_Componant.ContactAttempts.2017.v1 | | | | | | | |
|--|-----------------------------|--|----------|--------------|-------|---------|----------|
| # | Name | Label | Type | Format | Valid | Invalid | Question |
| 15 | ca_attmp .. | Was the participant contacted? | discrete | numeric-12.0 | 3724 | 33168 | - |
| 16 | ca_attmp .. | Is participant going to be surveyed today? | discrete | numeric-12.0 | 1001 | 35891 | - |
| 17 | ca_attmp .. | Was participation refused? | discrete | numeric-12.0 | 484 | 36408 | - |
| 18 | ca_attmp .. | When are you going to make a revisit? | discrete | character-11 | 23 | - | - |
| 19 | ca_attmp .. | Conducting Contact Attempt - Three | discrete | numeric-12.0 | 2514 | 34378 | - |
| 20 | ca_attmp .. | Attempt Start Date and Time | discrete | character-11 | 1227 | - | - |
| 21 | ca_attmp .. | Was the participant contacted? | discrete | numeric-12.0 | 1253 | 35639 | - |
| 22 | ca_attmp .. | Is participant going to be surveyed today? | discrete | numeric-12.0 | 232 | 36660 | - |
| 23 | ca_attmp .. | Was participation refused? | discrete | numeric-12.0 | 105 | 36787 | - |
| 24 | ca_attmp .. | Conducting Contact Attempt - One | discrete | numeric-12.0 | 9653 | 27239 | - |
| 25 | ca_attmp .. | Attempt Start Date and Time | discrete | character-11 | 9621 | - | - |
| 26 | ca_attmp .. | Was the participant contacted? | discrete | numeric-12.0 | 9622 | 27270 | - |
| 27 | ca_attmp .. | Is participant going to be surveyed today? | discrete | numeric-12.0 | 4537 | 32355 | - |
| 28 | ca_attmp .. | Was participation refused? | discrete | numeric-12.0 | 3475 | 33417 | - |
| 29 | ca_attmp .. | When are you going to make a revisit? | discrete | character-11 | 24 | - | - |
| 30 | ca_attmp .. | Conducting Contact Attempt - Two | discrete | numeric-12.0 | 2771 | 34121 | - |
| 31 | ca_attmp .. | Attempt Start Date and Time | discrete | character-11 | 214 | - | - |
| 32 | ca_attmp .. | Was the participant contacted? | discrete | numeric-12.0 | 213 | 36679 | - |
| 33 | ca_attmp .. | Is participant going to be surveyed today? | discrete | numeric-12.0 | 79 | 36813 | - |
| 34 | ca_attmp .. | Was participation refused? | discrete | numeric-12.0 | 41 | 36851 | - |
| 35 | ca_attmp .. | When are you going to make a revisit? | discrete | character-11 | 2 | - | - |
| 36 | ca_attmp .. | Conducting Contact Attempt - Three | discrete | numeric-12.0 | 118 | 36774 | - |
| 37 | ca_attmp .. | Attempt Start Date and Time | discrete | character-11 | 67 | - | - |
| 38 | ca_attmp .. | Was the participant contacted? | discrete | numeric-12.0 | 67 | 36825 | - |
| 39 | ca_attmp .. | Is participant going to be surveyed today? | discrete | numeric-12.0 | 6 | 36886 | - |
| 40 | ca_attmp .. | Was participation refused? | discrete | numeric-12.0 | 1 | 36891 | - |
| 41 | ca_parti .. | "Was participation refused? This is now a HIDDEN item" | discrete | numeric-12.0 | 18916 | 17976 | - |
| 42 | ca_refus .. | Who refuse participation? | discrete | numeric-12.0 | 15106 | 21786 | - |

File AHRI.PIP.DREAMS_Componant.ContactAttempts.2017.v1

| # | Name | Label | Type | Format | Valid | Invalid | Question |
|----|----------------------------|--|------------|---------------|-------|---------|----------|
| 43 | ca_prema.. | Was this a Pre-mature completion? | discrete | numeric-12.0 | 36629 | 263 | - |
| 44 | ca_prema.. | Select reason for pre-mature completion | discrete | numeric-12.0 | 3873 | 33019 | - |
| 45 | ca_field.. | Fieldworker: Request handover of Non-Contact to Field Coordinator? | discrete | numeric-12.0 | 35173 | 1719 | - |
| 46 | ca_field.. | Select reason for non-contact in field | discrete | numeric-12.0 | 11681 | 25211 | - |
| 47 | ca_track.. | Tracker: Request handover to Special Task Team Coordinator? | discrete | numeric-12.0 | 8444 | 28448 | - |
| 48 | ca_track.. | Select reason for non-contact by Tracker | continuous | numeric-12.0 | 1540 | 35352 | - |
| 49 | ca_track.. | Specify other reason for non-contact by Tracker: | discrete | character-210 | 1181 | - | - |
| 50 | ca_visit.. | Visit Date | discrete | character-11 | 36655 | - | - |

File AHRI.PIP.DREAMS_Componant.ExposureToDREAMS.2017.v1

| # | Name | Label | Type | Format | Valid | Invalid | Question |
|----|-----------------------------|--|------------|--------------|-------|---------|----------|
| 1 | project_id | REDCap Project Identifier | discrete | numeric-12.0 | 36892 | 0 | - |
| 2 | event_id | REDCap Event Identifier | discrete | numeric-12.0 | 36892 | 0 | - |
| 3 | cohort | Cohort Description | discrete | character-13 | 36892 | 0 | - |
| 4 | round | Round Description | discrete | character-19 | 36892 | 0 | - |
| 5 | IntId | Individual ID | continuous | numeric-12.0 | 36892 | 0 | - |
| 6 | dm_aware.. | Have you heard of a program called 'DREAMS'? | discrete | numeric-12.0 | 7457 | 29435 | - |
| 7 | dm_source.. | From where / how did you hear about DREAMS? | discrete | character-1 | 63 | 0 | - |
| 8 | dm_source.. | From where / how did you hear about DREAMS? | discrete | character-1 | 34 | 0 | - |
| 9 | dm_source.. | From where / how did you hear about DREAMS? | discrete | character-1 | 69 | 0 | - |
| 10 | dm_source.. | From where / how did you hear about DREAMS? | discrete | character-1 | 201 | 0 | - |
| 11 | dm_source.. | From where / how did you hear about DREAMS? | discrete | character-1 | 31 | 0 | - |
| 12 | dm_source.. | From where / how did you hear about DREAMS? | discrete | character-1 | 22 | 0 | - |
| 13 | dm_source.. | From where / how did you hear about DREAMS? | discrete | character-1 | 5 | 0 | - |
| 14 | dm_source.. | From where / how did you hear about DREAMS? | discrete | character-1 | 19 | 0 | - |
| 15 | dm_source.. | From where / how did you hear about DREAMS? | discrete | character-1 | 45 | 0 | - |
| 16 | dm_source.. | From where / how did you hear about DREAMS? | discrete | character-2 | 20 | 0 | - |

| File AHRI.PIP.DREAMS_Componant.ExposureToDREAMS.2017.v1 | | | | | | | |
|---|-----------------------------|--|------------|--------------|-------|---------|----------|
| # | Name | Label | Type | Format | Valid | Invalid | Question |
| 17 | dm_sourc_.. | Other, please specify from where / how did you hear about DREAMS? | discrete | character-53 | 20 | 0 | - |
| 18 | dm_have_.. | Do you have a DREAMS identifier? It could be a reference number, ID or code? | continuous | numeric-12.0 | 491 | 36401 | - |
| 19 | dm_willi_.. | Are you willing to share your DREAMS ID [number or identifier] with us? We would | discrete | numeric-12.0 | 23 | 36869 | - |
| 20 | dm_dream_.. | DREAMS ID | discrete | character-23 | 6 | 0 | - |
| 21 | dm_aware_.. | Are you aware of the following service / program? Safe Spaces for girls/young wo | discrete | numeric-12.0 | 1295 | 35597 | - |
| 22 | dm_parti_.. | Did you participate in this service / program? Safe Spaces | discrete | numeric-12.0 | 84 | 36808 | - |
| 23 | dm_parti_.. | Did you participate in this service / program in the last 12 months? Safe Spaces | discrete | numeric-12.0 | 29 | 36863 | - |
| 24 | dm_safes_.. | Was this a DREAMS service / program? Safe Spaces | discrete | numeric-12.0 | 21 | 36871 | - |
| 25 | dm_org_s_.. | Where / from which organisation was it provided? Safe Spaces | discrete | numeric-12.0 | 21 | 36871 | - |
| 26 | dm_org_s_.. | Please specify details of the other organization. Safe Spaces | discrete | character-13 | 6 | 0 | - |
| 27 | dm_aware_.. | Are you aware of the following service / program? Mentor Program | discrete | numeric-12.0 | 2208 | 34684 | - |
| 28 | dm_parti_.. | Did you participate in this service / program? Mentor Program | discrete | numeric-12.0 | 80 | 36812 | - |
| 29 | dm_parti_.. | Did you participate in this service / program in the last 12 months? Mentor Prog | discrete | numeric-12.0 | 12 | 36880 | - |
| 30 | dm_mento_.. | Was this a DREAMS service / program? Mentor Program | discrete | numeric-12.0 | 3 | 36889 | - |
| 31 | dm_org_m_.. | Where / from which organisation was it provided? Mentor Program | discrete | numeric-12.0 | 3 | 36889 | - |
| 32 | dm_org_m_.. | Please specify details of the other organization. Mentor Program | discrete | character-13 | 1 | 0 | - |
| 33 | dm_aware_.. | Are you aware of the following service / program? Social Assets programs | discrete | numeric-12.0 | 2210 | 34682 | - |

| File AHRI.PIP.DREAMS_Componant.ExposureToDREAMS.2017.v1 | | | | | | | |
|---|----------------------------|--|----------|--------------|-------|---------|----------|
| # | Name | Label | Type | Format | Valid | Invalid | Question |
| 34 | dm_parti.. | Did you participate in this service / program? Social Assets programs | discrete | numeric-12.0 | 92 | 36800 | - |
| 35 | dm_parti.. | Did you participate in this service / program in the last 12 months? Social Asse | discrete | numeric-12.0 | 16 | 36876 | - |
| 36 | dm_socas.. | Was this a DREAMS service / program? Social Assets programs | discrete | numeric-12.0 | 9 | 36883 | - |
| 37 | dm_org_s.. | Where / from which organisation was it provided? Social Assets programs | discrete | numeric-12.0 | 8 | 36884 | - |
| 38 | dm_org_s.. | Please specify details of the other organization. Social Assets programs | discrete | character-6 | 1 | 0 | - |
| 39 | dm_aware.. | Are you aware of the following service / program? Facility based HIV testing | discrete | numeric-12.0 | 7463 | 29429 | - |
| 40 | dm_parti.. | Did you participate in this service / program? Facility based HIV testing | discrete | numeric-12.0 | 1150 | 35742 | - |
| 41 | dm_parti.. | Did you participate in this service / program in the last 12 months? Facility ba | discrete | numeric-12.0 | 661 | 36231 | - |
| 42 | dm_hivte.. | Was this a DREAMS service / program? Facility based HIV testing | discrete | numeric-12.0 | 344 | 36548 | - |
| 43 | dm_org_h.. | Where / from which organisation was it provided? Facility based HIV testing | discrete | numeric-12.0 | 243 | 36649 | - |
| 44 | dm_org_h.. | Please specify details of the other organization. Facility based HIV testing | discrete | character-8 | 3 | 0 | - |
| 45 | dm_aware.. | Are you aware of the following service / program? Mobile clinic HIV testing | discrete | numeric-12.0 | 7465 | 29427 | - |
| 46 | dm_parti.. | Did you participate in this service / program? Mobile clinic HIV testing | discrete | numeric-12.0 | 2276 | 34616 | - |
| 47 | dm_parti.. | Did you participate in this service / program in the last 12 months? Mobile clin | discrete | numeric-12.0 | 654 | 36238 | - |
| 48 | dm_mobil.. | Where / from which organisation was it provided? Mobile clinic HIV testing | discrete | numeric-12.0 | 301 | 36591 | - |
| 49 | dm_org_m.. | Was this a DREAMS service / program? Mobile clinic HIV testing | discrete | numeric-12.0 | 222 | 36670 | - |
| 50 | dm_org_m.. | Please specify details of the other organization. Mobile clinic HIV testing | discrete | character-36 | 6 | 0 | - |
| 51 | dm_aware.. | Are you aware of the following service / program? HIV Testing at Home | discrete | numeric-12.0 | 7465 | 29427 | - |

| File AHRI.PIP.DREAMS_Componant.ExposureToDREAMS.2017.v1 | | | | | | | |
|---|----------------------------|--|----------|--------------|-------|---------|----------|
| # | Name | Label | Type | Format | Valid | Invalid | Question |
| 52 | dm_parti.. | Did you participate in this service / program? HIV Testing at Home | discrete | numeric-12.0 | 1680 | 35212 | - |
| 53 | dm_parti.. | Did you participate in this service / program in the last 12 months? HIV Testing | discrete | numeric-12.0 | 628 | 36264 | - |
| 54 | dm_homet.. | Was this a DREAMS service / program? HIV Testing at Home | discrete | numeric-12.0 | 361 | 36531 | - |
| 55 | dm_org_h.. | Where / from which organisation was it provided? HIV Testing at Home | discrete | numeric-12.0 | 336 | 36556 | - |
| 56 | dm_org_h.. | Please specify details of the other organization. HIV Testing at Home | discrete | character-10 | 8 | 0 | - |
| 57 | dm_aware.. | Are you aware of the following service / program? Family testing | discrete | numeric-12.0 | 7463 | 29429 | - |
| 58 | dm_parti.. | Did you participate in this service / program? Family testing | discrete | numeric-12.0 | 469 | 36423 | - |
| 59 | dm_parti.. | Did you participate in this service / program in the last 12 months? Family test | discrete | numeric-12.0 | 53 | 36839 | - |
| 60 | dm_famil.. | Was this a DREAMS service / program? Family testing | discrete | numeric-12.0 | 15 | 36877 | - |
| 61 | dm_org_f.. | Where / from which organisation was it provided? Family testing | discrete | numeric-12.0 | 13 | 36879 | - |
| 62 | dm_org_f.. | Please specify details of the other organization. Family testing | discrete | character-1 | 0 | 0 | - |
| 63 | dm_aware.. | Are you aware of the following service / program? HIV Self testing | discrete | numeric-12.0 | 7465 | 29427 | - |
| 64 | dm_parti.. | Did you participate in this service / program? HIV Self testing | discrete | numeric-12.0 | 776 | 36116 | - |
| 65 | dm_parti.. | Did you participate in this service / program in the last 12 months? HIV Self te | discrete | numeric-12.0 | 144 | 36748 | - |
| 66 | dm_selft.. | Was this a DREAMS service / program? HIV Self testing | discrete | numeric-12.0 | 58 | 36834 | - |
| 67 | dm_org_s.. | Where / from which organisation was it provided? HIV Self testing | discrete | numeric-12.0 | 53 | 36839 | - |
| 68 | dm_org_s.. | Please specify details of the other organization. HIV Self testing | discrete | character-12 | 7 | 0 | - |
| 69 | dm_aware.. | Are you aware of the following service / program? Partner testing | discrete | numeric-12.0 | 7462 | 29430 | - |

| File AHRI.PIP.DREAMS_Componant.ExposureToDREAMS.2017.v1 | | | | | | | |
|---|----------------------------|--|----------|--------------|-------|---------|----------|
| # | Name | Label | Type | Format | Valid | Invalid | Question |
| 70 | dm_parti.. | Did you participate in this service / program? Partner testing | discrete | numeric-12.0 | 1040 | 35852 | - |
| 71 | dm_parti.. | Did you participate in this service / program in the last 12 months? Partner tes | discrete | numeric-12.0 | 157 | 36735 | - |
| 72 | dm_parte.. | Was this a DREAMS service / program? Partner testing | discrete | numeric-12.0 | 60 | 36832 | - |
| 73 | dm_org_p.. | Where / from which organisation was it provided? Partner testing | discrete | numeric-12.0 | 55 | 36837 | - |
| 74 | dm_org_p.. | Please specify details of the other organization. Partner testing | discrete | character-5 | 1 | 0 | - |
| 75 | dm_aware.. | Are you aware of the following service / program? Condom provision | discrete | numeric-12.0 | 7465 | 29427 | - |
| 76 | dm_parti.. | Did you participate in this service / program? Condom provision | discrete | numeric-12.0 | 2857 | 34035 | - |
| 77 | dm_parti.. | Did you participate in this service / program in the last 12 months? Condom prov | discrete | numeric-12.0 | 865 | 36027 | - |
| 78 | dm_condp.. | Was this a DREAMS service / program? Condom provision | discrete | numeric-12.0 | 574 | 36318 | - |
| 79 | dm_org_c.. | Where / from which organisation was it provided? Condom provision | discrete | numeric-12.0 | 491 | 36401 | - |
| 80 | dm_org_c.. | Please specify details of the other organization. Condom provision | discrete | character-17 | 9 | 0 | - |
| 81 | dm_aware.. | Are you aware of the following service / program? Condom provision in the commun | discrete | numeric-12.0 | 7468 | 29424 | - |
| 82 | dm_parti.. | Have you ever used (participated in) the service / intervention? Condom provisio | discrete | numeric-12.0 | 1644 | 35248 | - |
| 83 | dm_parti.. | Did you use/ participate in the service in the past 12 months? Condom provision | discrete | numeric-12.0 | 294 | 36598 | - |
| 84 | dm_condc.. | When you used the service in the last 12 months, was it a 'DREAMS' program? Cond | discrete | numeric-12.0 | 176 | 36716 | - |
| 85 | dm_org_c.. | Where / from which organisation was it provided? Condom provision in the communi | discrete | numeric-12.0 | 158 | 36734 | - |
| 86 | dm_org_c.. | Please specify details of the other organization. Condom provision in the commun | discrete | character-10 | 7 | 0 | - |

| File AHRI.PIP.DREAMS_Componant.ExposureToDREAMS.2017.v1 | | | | | | | |
|---|-----------------------------|--|------------|--------------|-------|---------|----------|
| # | Name | Label | Type | Format | Valid | Invalid | Question |
| 87 | dm_aware_.. | Are you aware of the following service / program? Counselling and provision of c | discrete | numeric-12.0 | 7459 | 29433 | - |
| 88 | dm_parti_.. | Did you participate in this service / program? Contraception / family planning | discrete | numeric-12.0 | 1602 | 35290 | - |
| 89 | dm_parti_.. | Did you participate in this service / program in the last 12 months? Contracepti | discrete | numeric-12.0 | 505 | 36387 | - |
| 90 | dm_couns_.. | Was this a DREAMS service / program? Contraception / family planning | discrete | numeric-12.0 | 278 | 36614 | - |
| 91 | dm_org_c_.. | Where / from which organisation was it provided? Contraception / family planning | discrete | numeric-12.0 | 249 | 36643 | - |
| 92 | dm_org_c_.. | Please specify details of the other organization. Contraception / family plannin | discrete | character-12 | 2 | 0 | - |
| 93 | dm_aware_.. | Are you aware of the following service / program? Provision of contraceptive met | continuous | numeric-12.0 | 7465 | 29427 | - |
| 94 | dm_parti_.. | Have you ever used (participated in) the service / intervention? Provision of co | continuous | numeric-12.0 | 1333 | 35559 | - |
| 95 | dm_parti_.. | Did you use/ participate in the service in the past 12 months? Provision of cont | continuous | numeric-12.0 | 411 | 36481 | - |
| 96 | dm_contr_.. | When you used the service in the last 12 months, was it a 'DREAMS' program? Prov | continuous | numeric-12.0 | 251 | 36641 | - |
| 97 | dm_org_c_.. | Where / from which organisation was it provided? Provision of contraceptive meth | continuous | numeric-12.0 | 231 | 36661 | - |
| 98 | dm_org_c_.. | Please specify details of the other organization. Provision of contraceptive met | discrete | character-12 | 1 | 0 | - |
| 99 | dm_aware_.. | Are you aware of the following service / program? Adolescent friendly services | discrete | numeric-12.0 | 2202 | 34690 | - |
| 100 | dm_parti_.. | Did you participate in this service / program? Adolescent friendly services | discrete | numeric-12.0 | 51 | 36841 | - |
| 101 | dm_parti_.. | Did you participate in this service / program in the last 12 months? Adolescent | discrete | numeric-12.0 | 13 | 36879 | - |
| 102 | dm_adolf_.. | Was this a DREAMS service / program? Adolescent friendly services | discrete | numeric-12.0 | 5 | 36887 | - |

| File AHRI.PIP.DREAMS_Componant.ExposureToDREAMS.2017.v1 | | | | | | | |
|---|----------------------------|---|----------|--------------|-------|---------|----------|
| # | Name | Label | Type | Format | Valid | Invalid | Question |
| 103 | dm_org_a.. | Where / from which organisation was it provided? Adolescent friendly services | discrete | numeric-12.0 | 4 | 36888 | - |
| 104 | dm_org_a.. | Please specify details of the other organization. Adolescent friendly services | discrete | character-1 | 0 | 0 | - |
| 105 | dm_aware.. | Did you participate in this service / program? Post-exposure prophylaxis (PEP) | discrete | numeric-12.0 | 7465 | 29427 | - |
| 106 | dm_parti.. | Are you aware of the following service / program? Post-exposure prophylaxis (PEP) | discrete | numeric-12.0 | 267 | 36625 | - |
| 107 | dm_parti.. | Did you participate in this service / program in the last 12 months? Post-exposu | discrete | numeric-12.0 | 14 | 36878 | - |
| 108 | dm_pep_w.. | Was this a DREAMS service / program? Post-exposure prophylaxis (PEP) | discrete | numeric-12.0 | 8 | 36884 | - |
| 109 | dm_org_p.. | Where / from which organisation was it provided? Post-exposure prophylaxis (PEP) | discrete | numeric-12.0 | 8 | 36884 | - |
| 110 | dm_org_p.. | Please specify details of the other organization. Post-exposure prophylaxis (PEP) | discrete | character-5 | 1 | 0 | - |
| 111 | dm_aware.. | Are you aware of the following service / program? STI Screening | discrete | numeric-12.0 | 7465 | 29427 | - |
| 112 | dm_parti.. | Have you ever used (participated in) the service / intervention? STI Screening | discrete | numeric-12.0 | 1349 | 35543 | - |
| 113 | dm_parti.. | Did you use/ participate in the service in the past 12 months? STI Screening | discrete | numeric-12.0 | 87 | 36805 | - |
| 114 | dm_stisc.. | When you used the service in the last 12 months, was it a 'DREAMS' program? STI | discrete | numeric-12.0 | 30 | 36862 | - |
| 115 | dm_org_s.. | Where / from which organisation was it provided? STI Screening | discrete | numeric-12.0 | 25 | 36867 | - |
| 116 | dm_org_s.. | Please specify details of the other organization. STI Screening | discrete | character-9 | 2 | 0 | - |
| 117 | dm_aware.. | Are you aware of the following service / program? STI Treatment | discrete | numeric-12.0 | 7467 | 29425 | - |
| 118 | dm_parti.. | Have you ever used (participated in) the service / intervention? STI Treatment | discrete | numeric-12.0 | 1459 | 35433 | - |
| 119 | dm_parti.. | Did you use/ participate in the service in the past 12 months? STI Treatment | discrete | numeric-12.0 | 93 | 36799 | - |

| File AHRI.PIP.DREAMS_Componant.ExposureToDREAMS.2017.v1 | | | | | | | |
|---|----------------------------|--|------------|--------------|-------|---------|----------|
| # | Name | Label | Type | Format | Valid | Invalid | Question |
| 120 | dm_stitr.. | When you used the service in the last 12 months, was it a 'DREAMS' program? STI | discrete | numeric-12.0 | 25 | 36867 | - |
| 121 | dm_org_s.. | Where / from which organisation was it provided? STI Treatment | discrete | numeric-12.0 | 23 | 36869 | - |
| 122 | dm_org_s.. | Please specify details of the other organization. STI Treatment | discrete | character-1 | 0 | 0 | - |
| 123 | dm_parti.. | Are you aware of the following service / program? Linkage into ART | discrete | numeric-12.0 | 7466 | 29426 | - |
| 124 | dm_aware.. | Did you participate in this service / program? Linkage into ART | discrete | numeric-12.0 | 1752 | 35140 | - |
| 125 | dm_parti.. | Did you participate in this service / program in the last 12 months? Linkage int | discrete | numeric-12.0 | 525 | 36367 | - |
| 126 | dm_pepse.. | Was this a DREAMS service / program? Linkage into ART | discrete | numeric-12.0 | 400 | 36492 | - |
| 127 | dm_org_p.. | Where / from which organisation was it provided? Linkage into ART | discrete | numeric-12.0 | 331 | 36561 | - |
| 128 | dm_org_p.. | Please specify details of the other organization. Linkage into ART | discrete | character-12 | 7 | 0 | - |
| 129 | dm_aware.. | Are you aware of the following service / program? Support for adherence to ART | discrete | numeric-12.0 | 7464 | 29428 | - |
| 130 | dm_parti.. | Did you participate in this service / program? Support for adherence to ART | discrete | numeric-12.0 | 1238 | 35654 | - |
| 131 | dm_parti.. | Did you participate in this service / program in the last 12 months? Support for | discrete | numeric-12.0 | 362 | 36530 | - |
| 132 | dm_artad.. | Was this a DREAMS service / program? Support for adherence to ART | discrete | numeric-12.0 | 246 | 36646 | - |
| 133 | dm_org_a.. | Where / from which organisation was it provided? Support for adherence to ART | discrete | numeric-12.0 | 199 | 36693 | - |
| 134 | dm_org_a.. | Please specify details of the other organization. Support for adherence to ART | discrete | character-15 | 5 | 0 | - |
| 135 | dm_aware.. | Are you aware of the following service / program? Violence prevention-related tr | continuous | numeric-12.0 | 7466 | 29426 | - |
| 136 | dm_parti.. | Have you ever used (participated in) the service / intervention? Violence preven | discrete | numeric-12.0 | 218 | 36674 | - |

| File AHRI.PIP.DREAMS_Componant.ExposureToDREAMS.2017.v1 | | | | | | | |
|---|----------------------------|--|------------|--------------|-------|---------|----------|
| # | Name | Label | Type | Format | Valid | Invalid | Question |
| 137 | dm_parti.. | Did you use/ participate in the service in the past 12 months? Violence preventi | continuous | numeric-12.0 | 20 | 36872 | - |
| 138 | dm_pvedu.. | When you used the service in the last 12 months, was it a 'DREAMS' program? Viol | discrete | numeric-12.0 | 6 | 36886 | - |
| 139 | dm_org_p.. | Where / from which organisation was it provided? Violence prevention-related tra | continuous | numeric-12.0 | 6 | 36886 | - |
| 140 | dm_org_p.. | Please specify details of the other organization. Violence prevention-related tr | discrete | character-9 | 1 | 0 | - |
| 141 | dm_aware.. | Are you aware of the following service / program? SASA! program to reduce violen | discrete | numeric-12.0 | 7463 | 29429 | - |
| 142 | dm_parti.. | Have you ever used (participated in) the service / intervention? SASA! program t | discrete | numeric-12.0 | 334 | 36558 | - |
| 143 | dm_parti.. | Did you use/ participate in the service in the past 12 months? SASA! program to | discrete | numeric-12.0 | 81 | 36811 | - |
| 144 | dm_sasa.. | When you used the service in the last 12 months, was it a 'DREAMS' program? STI | discrete | numeric-12.0 | 11 | 36881 | - |
| 145 | dm_org_s.. | Where / from which organisation was it provided? SASA! program to reduce violenc | discrete | numeric-12.0 | 11 | 36881 | - |
| 146 | dm_org_s.. | Please specify details of the other organization. SASA! program to reduce violen | discrete | character-1 | 0 | 0 | - |
| 147 | dm_parti.. | Did you participate in this service / program? Gender norms | discrete | numeric-12.0 | 69 | 36823 | - |
| 148 | dm_aware.. | Are you aware of the following service / program? Gender norms and Violence prev | discrete | numeric-12.0 | 7460 | 29432 | - |
| 149 | dm_parti.. | Did you participate in this service / program in the last 12 months? Gender norm | discrete | numeric-12.0 | 12 | 36880 | - |
| 150 | dm_genor.. | Was this a DREAMS service / program? Gender norms | discrete | numeric-12.0 | 6 | 36886 | - |
| 151 | dm_org_g.. | Where / from which organisation was it provided? Gender norms | discrete | character-2 | 6 | 0 | - |
| 152 | dm_org_g.. | Please specify details of the other organization. Gender norms | discrete | character-1 | 0 | 0 | - |
| 153 | dm_aware.. | Are you aware of the following service / program? | discrete | numeric-12.0 | 2005 | 34887 | - |

| File AHRI.PIP.DREAMS_Componant.ExposureToDREAMS.2017.v1 | | | | | | | |
|---|----------------------------|---|----------|--------------|-------|---------|----------|
| # | Name | Label | Type | Format | Valid | Invalid | Question |
| | | OTHER DREAMS services/ programs | | | | | |
| 154 | dm_parti.. | Have you ever used (participated in) the service / intervention? OTHER DREAMS se | discrete | numeric-12.0 | 31 | 36861 | - |
| 155 | dm_parti.. | Did you use/ participate in the service in the past 12 months? OTHER DREAMS serv | discrete | numeric-12.0 | 4 | 36888 | - |
| 156 | dm_hivst.. | When you used the service in the last 12 months, was it a 'DREAMS' program? OTHE | discrete | numeric-12.0 | 3 | 36889 | - |
| 157 | dm_org_h.. | Where / from which organisation was it provided? OTHER DREAMS services/ programs | discrete | numeric-12.0 | 3 | 36889 | - |
| 158 | dm_org_h.. | Please specify details of the other organization. OTHER DREAMS services/programs | discrete | character-1 | 0 | 0 | - |
| 159 | dm_aware.. | Are you aware of the following service / program? HIV education or Life skills | discrete | numeric-12.0 | 1362 | 35530 | - |
| 160 | dm_parti.. | Did you participate in this service / program? HIV education | discrete | numeric-12.0 | 396 | 36496 | - |
| 161 | dm_parti.. | Did you participate in this service / program in the last 12 months? HIV educati | discrete | numeric-12.0 | 256 | 36636 | - |
| 162 | dm_schoo.. | Was this a DREAMS service / program? HIV education | discrete | numeric-12.0 | 167 | 36725 | - |
| 163 | dm_org_s.. | Where / from which organisation was it provided? HIV education | discrete | numeric-12.0 | 157 | 36735 | - |

| File AHRI.PIP.DREAMS_Componant.IndivEduEcoNutritionSituation.2017.v1 | | | | | | | |
|--|----------------------------|---|------------|--------------|-------|---------|----------|
| # | Name | Label | Type | Format | Valid | Invalid | Question |
| 1 | project_id | REDCap Project Identifier | discrete | numeric-12.0 | 36892 | 0 | - |
| 2 | event_id | REDCap Event Identifier | discrete | numeric-12.0 | 36892 | 0 | - |
| 3 | cohort | Cohort Description | discrete | character-13 | 36892 | 0 | - |
| 4 | round | Round Description | discrete | character-19 | 36892 | 0 | - |
| 5 | IIntId | Individual ID | continuous | numeric-12.0 | 36892 | 0 | - |
| 6 | ie_insch.. | Are you currently still in school? | discrete | numeric-12.0 | 7496 | 29396 | - |
| 7 | ie_schoo.. | In which grade are you? (Grade 1 | discrete | character-2 | 1409 | 0 | - |
| 8 | ie_wasab.. | Were you absent from school for any number of days this year? | discrete | numeric-12.0 | 1410 | 35482 | - |

| File AHRI.PIP.DREAMS_Componant.IndivEduEcoNutritionSituation.2017.v1 | | | | | | | |
|--|----------------------------|--|----------|--------------|-------|---------|----------|
| # | Name | Label | Type | Format | Valid | Invalid | Question |
| 9 | ie_daysa.. | How many days were you absent from school? | discrete | character-2 | 525 | 0 | - |
| 10 | ie_schab.. | What were the main reasons why you were absent? [Don't read responses. Select al | discrete | character-1 | 270 | 0 | - |
| 11 | ie_schab.. | What were the main reasons why you were absent? [Don't read responses. Select al | discrete | character-2 | 10 | 0 | - |
| 12 | ie_schab.. | What were the main reasons why you were absent? [Don't read responses. Select al | discrete | character-1 | 0 | 0 | - |
| 13 | ie_schab.. | What were the main reasons why you were absent? [Don't read responses. Select al | discrete | character-2 | 6 | 0 | - |
| 14 | ie_schab.. | What were the main reasons why you were absent? [Don't read responses. Select al | discrete | character-2 | 3 | 0 | - |
| 15 | ie_schab.. | What were the main reasons why you were absent? [Don't read responses. Select al | discrete | character-1 | 164 | 0 | - |
| 16 | ie_schab.. | What were the main reasons why you were absent? [Don't read responses. Select al | discrete | character-1 | 21 | 0 | - |
| 17 | ie_schab.. | What were the main reasons why you were absent? [Don't read responses. Select al | discrete | character-1 | 47 | 0 | - |
| 18 | ie_schab.. | What were the main reasons why you were absent? [Don't read responses. Select al | discrete | character-1 | 10 | 0 | - |
| 19 | ie_schab.. | What were the main reasons why you were absent? [Don't read responses. Select al | discrete | character-1 | 6 | 0 | - |
| 20 | ie_schab.. | What were the main reasons why you were absent? [Don't read responses. Select al | discrete | character-1 | 6 | 0 | - |
| 21 | ie_schab.. | What were the main reasons why you were absent? [Don't read responses. Select al | discrete | character-1 | 12 | 0 | - |
| 22 | ie_schab.. | What were the main reasons why you were absent? [Don't read responses. Select al | discrete | character-1 | 2 | 0 | - |
| 23 | ie_schab.. | What were the main reasons why you were absent? [Don't read responses. Select al | discrete | character-2 | 44 | 0 | - |
| 24 | ie_abssc.. | Please specify the other reasons for being absent | discrete | character-40 | 45 | 0 | - |
| 25 | ie_foodf.. | In the last 12 months did you or any other individuals in your household ever cu | discrete | numeric-12.0 | 7498 | 29394 | - |
| 26 | ie_foodf.. | How often did this happen? | discrete | numeric-12.0 | 205 | 36687 | - |

| File AHRI.PIP.DREAMS_Componant.IndivGeneralHealth.2017.v1 | | | | | | | |
|---|----------------------------|--|------------|---------------|-------|---------|----------|
| # | Name | Label | Type | Format | Valid | Invalid | Question |
| 1 | project_id | REDCap Project Identifier | discrete | numeric-12.0 | 36892 | 0 | - |
| 2 | event_id | REDCap Event Identifier | discrete | numeric-12.0 | 36892 | 0 | - |
| 3 | cohort | Cohort Description | discrete | character-13 | 36892 | 0 | - |
| 4 | round | Round Description | discrete | character-19 | 36892 | 0 | - |
| 5 | IintId | Individual ID | continuous | numeric-12.0 | 36892 | 0 | - |
| 6 | hq_hiv_g.. | Would you be able to get a HIV test if you wanted one? | discrete | numeric-12.0 | 7488 | 29404 | - |
| 7 | hq_hiv_k.. | Do you think that it is important for people to know their status? | discrete | numeric-12.0 | 7490 | 29402 | - |
| 8 | hq_hiv_i.. | Why is it important to be HIV tested? | discrete | numeric-12.0 | 6279 | 30613 | - |
| 9 | hq_hiv_i.. | Why is it important to be HIV tested? | discrete | numeric-12.0 | 659 | 36233 | - |
| 10 | hq_hiv_i.. | Why is it important to be HIV tested? | discrete | character-1 | 479 | 0 | - |
| 11 | hq_hiv_i.. | Why is it important to be HIV tested? | discrete | character-1 | 1068 | 0 | - |
| 12 | hq_hiv_i.. | Why is it important to be HIV tested? | discrete | character-2 | 16 | 0 | - |
| 13 | hq_hiv_i.. | Please specify detail on the other reason you think it is important to get teste | discrete | character-48 | 16 | 0 | - |
| 14 | hq_hiv_t.. | Where did your last HIV test take place? | discrete | numeric-12.0 | 5641 | 31251 | - |
| 15 | hq_hiv_t.. | Please specify detail on the other place where you were tested for HIV: | discrete | character-51 | 145 | 0 | - |
| 16 | hq_hiv_t.. | Was the last HIV test offered, required or did you ask for the test? | discrete | numeric-12.0 | 5636 | 31256 | - |
| 17 | hq_hiv_t.. | What was the main reason for your last HIV test? | discrete | numeric-12.0 | 5634 | 31258 | - |
| 18 | hq_hiv_t.. | Please specify detail on the other main reason for having your last HIV test: | discrete | character-69 | 112 | 0 | - |
| 19 | hq_hiv_p.. | Did you receive any counselling prior to your last HIV test? | discrete | numeric-12.0 | 5633 | 31259 | - |
| 20 | hq_refer.. | Were you referred to HIV treatment services? | discrete | numeric-12.0 | 1657 | 35235 | - |
| 21 | hq_prev_.. | Have you ever taken ART for your own health? | discrete | numeric-12.0 | 1654 | 35238 | - |
| 22 | hq_art_t.. | Have you ever taken ART to prevent Mother To Child Transmission (MTCT)? | discrete | numeric-12.0 | 1397 | 35495 | - |
| 23 | hq_art_t.. | Have you ever had to stop ART? | discrete | numeric-12.0 | 1410 | 35482 | - |
| 24 | hq_art_r.. | Please provide the reason for stopping ART: | discrete | character-119 | 46 | - | - |

| File AHRI.PIP.DREAMS_Componant.IndivGeneralHealth.2017.v1 | | | | | | | |
|---|-----------------------------|--|----------|--------------|-------|---------|----------|
| # | Name | Label | Type | Format | Valid | Invalid | Question |
| 25 | hq_art_e.. | How often do you take your ART drugs at the exact time prescribed by your doctor | discrete | numeric-12.0 | 1507 | 35385 | - |
| 26 | hq_prep_.. | Have you ever heard of PrEP? (These are tablets that people who do not have HIV | discrete | numeric-12.0 | 7489 | 29403 | - |
| 27 | hq_prep_.. | Where did you hear about PrEP? | discrete | character-66 | 116 | 0 | - |
| 28 | hq_prep_.. | Have you ever been offered PrEP? | discrete | numeric-12.0 | 117 | 36775 | - |
| 29 | hq_prep_.. | Did you use/ participate in the service in the past 12 months? | discrete | numeric-12.0 | 8 | 36884 | - |
| 30 | hq_prep_.. | When you used the service in the last 12 months, was it a 'DREAMS' program? | discrete | numeric-12.0 | 6 | 36886 | - |
| 31 | hq_prep_.. | Are you currently taking PrEP to prevent HIV? | discrete | numeric-12.0 | 117 | 36775 | - |
| 32 | hq_prep_.. | Why did you decide not to take PrEP? | discrete | numeric-12.0 | 0 | 36892 | - |
| 33 | hq_prep_.. | Please specify detail on the other reason why you did not take PrEP | discrete | character-1 | 0 | 0 | - |
| 34 | hq_prep_.. | Where are you receiving PrEP? Please tell us the name of the clinic/organisation | discrete | numeric-12.0 | 1 | 36891 | - |
| 35 | hq_prep_.. | Please specify details of the place you receive PrEP | discrete | character-1 | 0 | 0 | - |
| 36 | hq_prep_.. | Please specify details of the place you receive PrEP | discrete | character-1 | 0 | 0 | - |
| 37 | hq_prep_.. | Please specify details of the other organization | discrete | character-1 | 0 | 0 | - |
| 38 | hq_prep_.. | Do you take PrEP every day? | discrete | numeric-12.0 | 1 | 36891 | - |
| 39 | hq_prep_.. | When you take your PrEP do you usually take it at the same time? | discrete | numeric-12.0 | 1 | 36891 | - |
| 40 | hq_prep_.. | Are you struggling to take you PrEP drugs as advised by the doctor because (plea | discrete | character-1 | 1 | 0 | - |
| 41 | hq_prep_.. | Please specify other reason for not taking your PrEP as described: | discrete | character-1 | 0 | 0 | - |
| 42 | hq_prep_.. | Have you been supported by [name of intervention/NGO etc] to take your PrEP dru | discrete | numeric-12.0 | 1 | 36891 | - |
| 43 | hq_evers_.. | In your whole life up to now, have you ever smoked a cigarette? | discrete | numeric-12.0 | 7487 | 29405 | - |
| 44 | hq_frsts_.. | How old were you when you smoked your first cigarette? If you can't remember, pl | discrete | character-5 | 484 | 0 | - |

| File AHRI.PIP.DREAMS_Componant.IndivGeneralHealth.2017.v1 | | | | | | | |
|---|-----------------------------|--|----------|--------------|-------|---------|----------|
| # | Name | Label | Type | Format | Valid | Invalid | Question |
| 45 | hq_dayss .. | How many days have you smoked at least one cigarette in the past month? [number | discrete | character-3 | 484 | 0 | - |
| 46 | hq_smokl .. | Have you used smokeless tobacco products such as snuff or chewing tobacco in the | discrete | numeric-12.0 | 484 | 36408 | - |
| 47 | hq_everd .. | In your whole life up to now, have you ever drunk one "drink" of alcohol (e.g. a | discrete | numeric-12.0 | 7490 | 29402 | - |
| 48 | hq_frstd .. | How old were you when you drank your first drink? If you can't remember, please | discrete | character-3 | 970 | 0 | - |
| 49 | hq_daysd .. | How many days have you drunk at least one drink in the past month? [number of da | discrete | character-5 | 971 | 0 | - |
| 50 | hq_more5 .. | How many days have you drunk 5 or more drinks (in succession) on one or more day | discrete | character-3 | 970 | 0 | - |
| 51 | hq_everu .. | In your whole life up to now, have you ever used cannabis (dagga)? | discrete | numeric-12.0 | 7488 | 29404 | - |
| 52 | hq_frstc .. | How old were you when you used cannabis (dagga)? If you can't remember, please g | discrete | character-2 | 137 | 0 | - |
| 53 | hq_daysc .. | How many days have you used cannabis in the past month? [number of days] | discrete | character-2 | 137 | 0 | - |
| 54 | hq_usedo .. | Have you ever used other drugs such as (Tick all that apply) | discrete | numeric-12.0 | 7453 | 29439 | - |
| 55 | hq_usedo .. | Have you ever used other drugs such as (Tick all that apply) | discrete | numeric-12.0 | 5 | 36887 | - |
| 56 | hq_usedo .. | Have you ever used other drugs such as (Tick all that apply) | discrete | numeric-12.0 | 2 | 36890 | - |
| 57 | hq_usedo .. | Have you ever used other drugs such as (Tick all that apply) | discrete | numeric-12.0 | 3 | 36889 | - |
| 58 | hq_usedo .. | Have you ever used other drugs such as (Tick all that apply) | discrete | numeric-12.0 | 1 | 36891 | - |
| 59 | hq_usedo .. | Have you ever used other drugs such as (Tick all that apply) | discrete | numeric-12.0 | 1 | 36891 | - |
| 60 | hq_usedo .. | Have you ever used other drugs such as (Tick all that apply) | discrete | numeric-12.0 | 2 | 36890 | - |
| 61 | hq_usedo .. | Have you ever used other drugs such as (Tick all that apply) | discrete | numeric-12.0 | 23 | 36869 | - |

File AHRI.PIP.DREAMS_Componant.IndivGeneralHealth.2017.v1

| # | Name | Label | Type | Format | Valid | Invalid | Question |
|----|----------------------------|---|----------|--------------|-------|---------|----------|
| 62 | hq_usedo.. | Have you ever used other drugs such as (Tick all that apply) | discrete | numeric-12.0 | 11 | 36881 | - |
| 63 | hq_inhal.. | Please specify what inhalants like glue, paint thinners, benzine or petrol were | discrete | character-8 | 5 | 0 | - |
| 64 | hq_clubd.. | Please specify what kind of club drugs you have used? | discrete | character-4 | 1 | 0 | - |
| 65 | hq_overc.. | Please specify what kind of over | discrete | character-1 | 0 | 0 | - |
| 66 | hq_persc.. | Please specify what kind of prescription drugs you have used? | discrete | character-8 | 3 | 0 | - |
| 67 | hq_othdr.. | Please specify more details on the kind of other drugs you have used? | discrete | character-17 | 11 | 0 | - |

File AHRI.PIP.DREAMS_Componant.InformedConsent.2017.v1

| # | Name | Label | Type | Format | Valid | Invalid | Question |
|---|----------------------------|--------------------------------------|------------|--------------|-------|---------|----------|
| 1 | project_id | REDCap Project Identifier | discrete | numeric-12.0 | 36892 | 0 | - |
| 2 | event_id | REDCap Event Identifier | discrete | numeric-12.0 | 36892 | 0 | - |
| 3 | cohort | Cohort Description | discrete | character-13 | 36892 | 0 | - |
| 4 | round | Round Description | discrete | character-19 | 36892 | 0 | - |
| 5 | IintId | Individual ID | continuous | numeric-12.0 | 36892 | 0 | - |
| 6 | ic_indv.. | Do you agree to receive R10 airtime? | discrete | numeric-12.0 | 13356 | 23536 | - |
| 7 | ic_indiv.. | Consent DREAMS questions | discrete | numeric-12.0 | 35058 | 1834 | - |

File AHRI.PIP.DREAMS_Componant.MeasureMediateVars.2017.v1

| # | Name | Label | Type | Format | Valid | Invalid | Question |
|---|----------------------------|--|------------|--------------|-------|---------|----------|
| 1 | project_id | REDCap Project Identifier | discrete | numeric-12.0 | 36892 | 0 | - |
| 2 | event_id | REDCap Event Identifier | discrete | numeric-12.0 | 36892 | 0 | - |
| 3 | cohort | Cohort Description | discrete | character-13 | 36892 | 0 | - |
| 4 | round | Round Description | discrete | character-19 | 36892 | 0 | - |
| 5 | IintId | Individual ID | continuous | numeric-12.0 | 36892 | 0 | - |
| 6 | mv_money.. | In the last one year, when you spent money on your daily needs, other odds and e | discrete | numeric-12.0 | 2277 | 34615 | - |
| 7 | mv_money.. | In the last one year, when you spent money on your daily needs, other odds and e | discrete | numeric-12.0 | 1729 | 35163 | - |
| 8 | mv_money.. | In the last one year, when you spent money on your daily needs, other odds and e | discrete | numeric-12.0 | 456 | 36436 | - |

| File AHRI.PIP.DREAMS_Componant.MeasureMediateVars.2017.v1 | | | | | | | |
|---|----------------------------|--|----------|--------------|-------|---------|----------|
| # | Name | Label | Type | Format | Valid | Invalid | Question |
| 9 | mv_money.. | In the last one year, when you spent money on your daily needs, other odds and e | discrete | numeric-12.0 | 161 | 36731 | - |
| 10 | mv_money.. | In the last one year, when you spent money on your daily needs, other odds and e | discrete | numeric-12.0 | 223 | 36669 | - |
| 11 | mv_money.. | In the last one year, when you spent money on your daily needs, other odds and e | discrete | numeric-12.0 | 226 | 36666 | - |
| 12 | mv_money.. | In the last one year, when you spent money on your daily needs, other odds and e | discrete | numeric-12.0 | 64 | 36828 | - |
| 13 | mv_money.. | In the last one year, when you spent money on your daily needs, other odds and e | discrete | numeric-12.0 | 582 | 36310 | - |
| 14 | mv_money.. | In the last one year, when you spent money on your daily needs, other odds and e | discrete | numeric-12.0 | 448 | 36444 | - |
| 15 | mv_money.. | In the last one year, when you spent money on your daily needs, other odds and e | discrete | numeric-12.0 | 60 | 36832 | - |
| 16 | mv_money.. | In the last one year, when you spent money on your daily needs, other odds and e | discrete | numeric-12.0 | 32 | 36860 | - |
| 17 | mv_money.. | In the last one year, when you spent money on your daily needs, other odds and e | discrete | numeric-12.0 | 477 | 36415 | - |
| 18 | mv_money.. | In the last one year, when you spent money on your daily needs, other odds and e | discrete | numeric-12.0 | 54 | 36838 | - |
| 19 | mv_money.. | In the last one year, when you spent money on your daily needs, other odds and e | discrete | numeric-12.0 | 1482 | 35410 | - |
| 20 | mv_money.. | In the last one year, when you spent money on your daily needs, other odds and e | discrete | numeric-12.0 | 91 | 36801 | - |
| 21 | mv_money.. | Please specify more details on other grants: | discrete | character-43 | 91 | 0 | - |
| 22 | mv_6mth.. | In the past six months, have you saved, or put money aside to use at a later tim | discrete | numeric-12.0 | 7478 | 29414 | - |
| 23 | mv_contr.. | Do you have control over these savings? (i.e., Where and how they are stored, an | discrete | numeric-12.0 | 707 | 36185 | - |
| 24 | mv_borrm.. | Is there is a female in your community from whom you can borrow money in an emer | discrete | numeric-12.0 | 1293 | 35599 | - |
| 25 | mv_privm.. | Do you have a safe and private place to meet with girls and young women who are | discrete | numeric-12.0 | 1293 | 35599 | - |

File AHRI.PIP.DREAMS_Componant.MeasureMediateVars.2017.v1

| # | Name | Label | Type | Format | Valid | Invalid | Question |
|----|----------------------------|--|----------|--------------|-------|---------|----------|
| 26 | mv_privm.. | If yes, do you meet regularly in such place on a regular basis? | discrete | numeric-12.0 | 159 | 36733 | - |
| 27 | mv_trust.. | Do you have at least one trusted female friend? | discrete | numeric-12.0 | 1291 | 35601 | - |
| 28 | mv_knowg.. | Do you know a woman in your community, other than a mother or guardian, whom you | discrete | numeric-12.0 | 1293 | 35599 | - |
| 29 | mv_borrm.. | For Males: Is there is a male in your community from whom you can borrow money i | discrete | numeric-12.0 | 913 | 35979 | - |
| 30 | mv_privm.. | Do you have a safe and private place to meet with boys and young men who are lik | discrete | numeric-12.0 | 914 | 35978 | - |
| 31 | mv_privm.. | If yes, do you meet regularly in such place on a regular basis? | discrete | numeric-12.0 | 224 | 36668 | - |
| 32 | mv_knowg.. | Do who know a man in your community, other than a father or guardian, whom you c | discrete | numeric-12.0 | 915 | 35977 | - |
| 33 | mv_close.. | How many females of your age or a similar age do you consider close friends? (By | discrete | character-2 | 1290 | 0 | - |
| 34 | mv_close.. | For Males: How many males of your age or a similar age do you consider close fri | discrete | character-2 | 912 | 0 | - |

File AHRI.PIP.DREAMS_Componant.PersonalInformation.2017.v1

| # | Name | Label | Type | Format | Valid | Invalid | Question |
|----|----------------------------|---|------------|--------------|-------|---------|----------|
| 1 | project_id | REDCap Project Identifier | discrete | numeric-12.0 | 36892 | 0 | - |
| 2 | event_id | REDCap Event Identifier | discrete | numeric-12.0 | 36892 | 0 | - |
| 3 | cohort | Cohort Description | discrete | character-13 | 36892 | 0 | - |
| 4 | round | Round Description | discrete | character-19 | 36892 | 0 | - |
| 5 | IIntId | Individual ID | continuous | numeric-12.0 | 36892 | 0 | - |
| 6 | BSIntId | BSID | continuous | numeric-12.0 | 34091 | 2801 | - |
| 7 | urban_or.. | Is BSID location categorised as urban or rural? | discrete | character-49 | 34044 | 0 | - |
| 8 | HHIntId | HHID | continuous | numeric-12.0 | 34044 | 2848 | - |
| 9 | isigodi | Isigodi Name | discrete | character-22 | 34044 | 0 | - |
| 10 | municname | Municipality Name | discrete | character-11 | 33906 | 0 | - |
| 11 | wardno | Ward Number | discrete | numeric-12.0 | 33906 | 2986 | - |
| 12 | pd_dob | Date Of Birth | discrete | character-11 | 36890 | - | - |
| 13 | pd_age | Age | discrete | character-5 | 13384 | 0 | - |
| 14 | pd_sex | Sex | discrete | numeric-12.0 | 31426 | 5466 | - |

| File AHRI.PIP.DREAMS_Componant.SexualRelatInterviewer.2017.v1 | | | | | | | |
|---|-----------------------------|--|------------|--------------|-------|---------|----------|
| # | Name | Label | Type | Format | Valid | Invalid | Question |
| 1 | project_id | REDCap Project Identifier | discrete | numeric-12.0 | 36892 | 0 | - |
| 2 | event_id | REDCap Event Identifier | discrete | numeric-12.0 | 36892 | 0 | - |
| 3 | cohort | Cohort Description | discrete | character-13 | 36892 | 0 | - |
| 4 | round | Round Description | discrete | character-19 | 36892 | 0 | - |
| 5 | IintId | Individual ID | continuous | numeric-12.0 | 36892 | 0 | - |
| 6 | sr_share_.. | Are you willing to share how old were you the first time you made someone pregna | continuous | numeric-12.0 | 289 | 36603 | - |
| 7 | sr_agefa_.. | How old were you when you first made someone pregnant? | discrete | character-2 | 215 | 0 | - |
| 8 | sr_circu_.. | Where were you circumcised? | discrete | numeric-12.0 | 438 | 36454 | - |
| 9 | sr_circu_.. | Please specify more details on where you were circumcised: | discrete | character-26 | 41 | 0 | - |
| 10 | sr_circu_.. | Who performed the circumcision on you? | discrete | numeric-12.0 | 438 | 36454 | - |
| 11 | sr_circu_.. | Did you pay to get circumcised? | discrete | numeric-12.0 | 438 | 36454 | - |
| 12 | sr_circu_.. | How long after circumcision before you started having sex? [number of weeks] If | discrete | character-3 | 434 | 0 | - |
| 13 | sr_circu_.. | What is the relative enjoyment of sex before and after circumcision? | discrete | numeric-12.0 | 214 | 36678 | - |
| 14 | sr_circu_.. | What is the relative enjoyment of sex for partner before and after circumcision? | discrete | numeric-12.0 | 212 | 36680 | - |
| 15 | sr_circu_.. | Have you used condom since your circumcision? | discrete | numeric-12.0 | 220 | 36672 | - |
| 16 | sr_currp_.. | Are you currently pregnant? | discrete | numeric-12.0 | 2353 | 34539 | - |
| 17 | sr_share_.. | Are you willing to share how old were you the first time you got pregnant? | discrete | numeric-12.0 | 2086 | 34806 | - |
| 18 | sr_agepr_.. | How old were you the first time you got pregnant? [age in years] | discrete | character-3 | 1763 | 0 | - |
| 19 | sr_times_.. | How many times have you been pregnant? (including pregnancies that did not go to | discrete | character-4 | 1706 | 0 | - |
| 20 | sr_times_.. | How many times have you given birth? (include both live births and stillbirths. | discrete | character-3 | 1707 | 0 | - |
| 21 | sr_anoth_.. | FOR NON PREGNANT / UNSURE / NEVER PREGNANT BEFORE, ASK Would you like to have (a | discrete | numeric-12.0 | 2253 | 34639 | - |

| File AHRI.PIP.DREAMS_Componant.SexualRelatInterviewer.2017.v1 | | | | | | | |
|---|----------------------------|--|----------|--------------|-------|---------|----------|
| # | Name | Label | Type | Format | Valid | Invalid | Question |
| 22 | sr_waitb.. | If Yes, How long would you like to wait from now before the birth of (a/another) | discrete | numeric-12.0 | 441 | 36451 | - |
| 23 | sr_aftbr.. | FOR CURRENTLY PREGNANT ASK After the birth of this child you are expecting would | discrete | numeric-12.0 | 90 | 36802 | - |
| 24 | sr_waitb.. | If yes, After the birth of the child you are expecting now, how long would you l | discrete | numeric-12.0 | 21 | 36871 | - |
| 25 | sr_nomor.. | What are the reasons why you would not like to have (a/another) child? | discrete | numeric-12.0 | 529 | 36363 | - |
| 26 | sr_nomor.. | What are the reasons why you would not like to have (a/another) child? | discrete | numeric-12.0 | 199 | 36693 | - |
| 27 | sr_nomor.. | What are the reasons why you would not like to have (a/another) child? | discrete | numeric-12.0 | 51 | 36841 | - |
| 28 | sr_nomor.. | What are the reasons why you would not like to have (a/another) child? | discrete | numeric-12.0 | 136 | 36756 | - |
| 29 | sr_nomor.. | What are the reasons why you would not like to have (a/another) child? | discrete | numeric-12.0 | 371 | 36521 | - |
| 30 | sr_nomor.. | What are the reasons why you would not like to have (a/another) child? | discrete | numeric-12.0 | 148 | 36744 | - |
| 31 | sr_nomor.. | What are the reasons why you would not like to have (a/another) child? | discrete | numeric-12.0 | 49 | 36843 | - |
| 32 | sr_areus.. | Are you currently using any contraceptive methods to prevent pregnancy? | discrete | numeric-12.0 | 2243 | 34649 | - |
| 33 | sr_notus.. | If no, What is the main reason why you are not using a method of contraception | discrete | numeric-12.0 | 1184 | 35708 | - |
| 34 | sr_notus.. | Other reason not using any method of contraception, please specify: | discrete | character-88 | 57 | 0 | - |
| 35 | sr_meth.. | Which methods were you using? | discrete | numeric-12.0 | 28 | 36864 | - |
| 36 | sr_meth.. | Which methods were you using? | discrete | numeric-12.0 | 397 | 36495 | - |
| 37 | sr_meth.. | Which methods were you using? | discrete | numeric-12.0 | 13 | 36879 | - |
| 38 | sr_meth.. | Which methods were you using? | discrete | numeric-12.0 | 23 | 36869 | - |
| 39 | sr_meth.. | Which methods were you using? | discrete | numeric-12.0 | 3 | 36889 | - |
| 40 | sr_meth.. | Which methods were you using? | discrete | numeric-12.0 | 7 | 36885 | - |

File AHRI.PIP.DREAMS_Componant.SexualRelatInterviewer.2017.v1

| # | Name | Label | Type | Format | Valid | Invalid | Question |
|----|-----------------------------|--|----------|--------------|-------|---------|----------|
| 41 | sr_meth_.. | Which methods were you using? | discrete | numeric-12.0 | 439 | 36453 | - |
| 42 | sr_meth_.. | Which methods were you using? | discrete | numeric-12.0 | 64 | 36828 | - |
| 43 | sr_meth_.. | Which methods were you using? | discrete | numeric-12.0 | 49 | 36843 | - |
| 44 | sr_meth_.. | Which methods were you using? | discrete | numeric-12.0 | 5 | 36887 | - |
| 45 | sr_meth_.. | Which methods were you using? | discrete | numeric-12.0 | 4 | 36888 | - |
| 46 | sr_meth_.. | Which methods were you using? | discrete | numeric-12.0 | 3 | 36889 | - |
| 47 | sr_meth_.. | Other method, please specify: | discrete | character-19 | 4 | 0 | - |
| 48 | sr_hivkn_.. | Can the risk of HIV transmission be reduced by having sex with only one uninfected | discrete | numeric-12.0 | 3295 | 33597 | - |
| 49 | sr_hivkn_.. | Can a person reduce the risk of getting HIV by using a condom every time they ha | discrete | numeric-12.0 | 3296 | 33596 | - |
| 50 | sr_hivkn_.. | Can a healthy-looking person have HIV? | discrete | numeric-12.0 | 3295 | 33597 | - |
| 51 | sr_hivkn_.. | Can a person get HIV from mosquito bites? | discrete | numeric-12.0 | 3295 | 33597 | - |
| 52 | sr_hivkn_.. | Can a person get HIV by sharing food with someone who is infected? | discrete | numeric-12.0 | 3297 | 33595 | - |

File AHRI.PIP.DREAMS_Componant.SexualRelatSelfFilled.2017.v1

| # | Name | Label | Type | Format | Valid | Invalid | Question |
|----|-----------------------------|--|------------|--------------|-------|---------|----------|
| 1 | project_id | REDCap Project Identifier | discrete | numeric-12.0 | 36892 | 0 | - |
| 2 | event_id | REDCap Event Identifier | discrete | numeric-12.0 | 36892 | 0 | - |
| 3 | cohort | Cohort Description | discrete | character-13 | 36892 | 0 | - |
| 4 | round | Round Description | discrete | character-19 | 36892 | 0 | - |
| 5 | IintId | Individual ID | continuous | numeric-12.0 | 36892 | 0 | - |
| 6 | srs_self_.. | We would like you to complete the following few questions by yourself. The inter | discrete | numeric-12.0 | 4100 | 32792 | - |
| 7 | srs_shar_.. | Are you willing to share how old was the person you first had sex with, even if | discrete | numeric-12.0 | 3132 | 33760 | - |
| 8 | srs_part_.. | How old was the person you first had sex with, even if it was forced or not your | discrete | character-2 | 933 | 0 | - |
| 9 | srs_firs_.. | Was this person: | discrete | numeric-12.0 | 865 | 36027 | - |
| 10 | srs_firs_.. | How many years younger/older? | discrete | numeric-12.0 | 861 | 36031 | - |

File AHRI.PIP.DREAMS_Componant.SexualRelatSelFilled.2017.v1

| # | Name | Label | Type | Format | Valid | Invalid | Question |
|----|----------------------------|--|----------|--------------|-------|---------|----------|
| 11 | srs_shar.. | Are you willing to share how old you were when you first had sex with your secon | discrete | numeric-12.0 | 2514 | 34378 | - |
| 12 | srs_ages.. | How old were you the first time you had sex with your second sexual partner? If | discrete | character-3 | 732 | 0 | - |
| 13 | srs_tran.. | In the past 12 months, have you ever had sex with anyone (for a short period of | discrete | numeric-12.0 | 1933 | 34959 | - |
| 14 | srs_tran.. | In the past 12 months have you provided a woman who is not a sex worker with hel | discrete | numeric-12.0 | 934 | 35958 | - |
| 15 | srs_shar.. | Are you willing to share with how many different people have you become sexually | discrete | numeric-12.0 | 2526 | 34366 | - |
| 16 | srs_tran.. | In the past 12 months how many different people have you become sexually involve | discrete | character-2 | 466 | 0 | - |
| 17 | srs_sexw.. | Some people have sex with other people for a living; would you consider yourself | discrete | numeric-12.0 | 1937 | 34955 | - |
| 18 | srs_ever.. | Have you ever used a male condom when you had sex (whether it was forced or agre | discrete | numeric-12.0 | 2531 | 34361 | - |
| 19 | srs_usec.. | Have you used a condom during sex in the past 3 months? | discrete | numeric-12.0 | 1328 | 35564 | - |
| 20 | srs_usec.. | Did you use a condom the LAST time you had sex (whether it was forced or agreed) | discrete | numeric-12.0 | 1326 | 35566 | - |
| 21 | srs_gems01 | A woman's most important role is to take care of her home and cook for her famil | discrete | numeric-12.0 | 936 | 35956 | - |
| 22 | srs_gems02 | Changing nappies/diapers, giving the children a bath, and feeding the children a | discrete | numeric-12.0 | 937 | 35955 | - |
| 23 | srs_gems03 | A man should have the final word about decisions in the home | discrete | numeric-12.0 | 935 | 35957 | - |
| 24 | srs_gems04 | It is important that a father is present in the lives of his children, even if h | discrete | numeric-12.0 | 936 | 35956 | - |
| 25 | srs_gems05 | The husband should decide to buy the major household items | discrete | numeric-12.0 | 938 | 35954 | - |
| 26 | srs_gems06 | A woman should obey her husband in all things | discrete | numeric-12.0 | 934 | 35958 | - |
| 27 | srs_gems07 | Males and females have an equal right to finish school | discrete | numeric-12.0 | 938 | 35954 | - |
| 28 | srs_gems08 | Females should have their own source of income | discrete | numeric-12.0 | 936 | 35956 | - |

| File AHRI.PIP.DREAMS_Componant.SexualRelatSelFilled.2017.v1 | | | | | | | |
|---|----------------------------|--|----------|--------------|-------|---------|----------|
| # | Name | Label | Type | Format | Valid | Invalid | Question |
| 29 | srs_gems09 | It is the man who decides what type of sex to have | discrete | numeric-12.0 | 934 | 35958 | - |
| 30 | srs_gems10 | Men need sex more than women do | discrete | numeric-12.0 | 935 | 35957 | - |
| 31 | srs_gems11 | You don't talk about sex, you just do it | discrete | numeric-12.0 | 935 | 35957 | - |
| 32 | srs_gems12 | Men are always ready to have sex | discrete | numeric-12.0 | 936 | 35956 | - |
| 33 | srs_gems13 | A man should know what his partner likes during sex | discrete | numeric-12.0 | 936 | 35956 | - |
| 34 | srs_gems14 | A woman who has sex before she marries does not deserve respect | discrete | numeric-12.0 | 936 | 35956 | - |
| 35 | srs_gems15 | A woman should not initiate sex | discrete | numeric-12.0 | 935 | 35957 | - |
| 36 | srs_gems16 | Women who carry condoms are "easy" | discrete | numeric-12.0 | 937 | 35955 | - |
| 37 | srs_gems17 | It is a woman's responsibility to avoid getting pregnant | discrete | numeric-12.0 | 936 | 35956 | - |
| 38 | srs_gems18 | A couple should decide together if they want to have children | discrete | numeric-12.0 | 936 | 35956 | - |
| 39 | srs_gems19 | In my opinion, a woman can suggest using condoms just like a man can | discrete | numeric-12.0 | 936 | 35956 | - |
| 40 | srs_gems20 | If a man gets a woman pregnant, the child is the responsibility of both | discrete | numeric-12.0 | 936 | 35956 | - |
| 41 | srs_gems21 | A man and a woman should decide together what type of contraceptive to use | discrete | numeric-12.0 | 935 | 35957 | - |
| 42 | srs_gems22 | Only when a woman has a child is she a real woman | discrete | numeric-12.0 | 935 | 35957 | - |
| 43 | srs_gems23 | A real man produces a male child | discrete | numeric-12.0 | 936 | 35956 | - |
| 44 | srs_gems24 | A man and woman should decide together whether to use a condom | discrete | numeric-12.0 | 938 | 35954 | - |
| 45 | srs_gems25 | There are times when a woman deserves to be beaten | discrete | numeric-12.0 | 937 | 35955 | - |
| 46 | srs_gems26 | A woman should tolerate violence in order to keep her family together | discrete | numeric-12.0 | 937 | 35955 | - |
| 47 | srs_expr.. | In the past 12 months have you experienced any of the following examples of phys | discrete | numeric-12.0 | 4065 | 32827 | - |
| 48 | srs_rela.. | The most recent time that someone was physically violent to you, was this person | discrete | numeric-12.0 | 60 | 36832 | - |
| 49 | srs_rela.. | The most recent time that someone was physically | discrete | numeric-12.0 | 29 | 36863 | - |

| File AHRI.PIP.DREAMS_Componant.SexualRelatSelFilled.2017.v1 | | | | | | | |
|---|----------------------------|--|----------|--------------|-------|---------|----------|
| # | Name | Label | Type | Format | Valid | Invalid | Question |
| | | violent to you, was this person | | | | | |
| 50 | srs_rela.. | The most recent time that someone was physically violent to you, was this person | discrete | numeric-12.0 | 38 | 36854 | - |
| 51 | srs_rela.. | The most recent time that someone was physically violent to you, was this person | discrete | numeric-12.0 | 26 | 36866 | - |
| 52 | srs_rela.. | The most recent time that someone was physically violent to you, was this person | discrete | numeric-12.0 | 16 | 36876 | - |
| 53 | srs_made.. | In the past 12 months has anyone made you have sex with them, against your will? | discrete | numeric-12.0 | 4077 | 32815 | - |
| 54 | srs_rela.. | The most recent time that someone made you have sex against your will, was this | discrete | numeric-12.0 | 8 | 36884 | - |
| 55 | srs_rela.. | The most recent time that someone made you have sex against your will, was this | discrete | numeric-12.0 | 6 | 36886 | - |
| 56 | srs_rela.. | The most recent time that someone made you have sex against your will, was this | discrete | numeric-12.0 | 2 | 36890 | - |
| 57 | srs_rela.. | The most recent time that someone made you have sex against your will, was this | discrete | numeric-12.0 | 7 | 36885 | - |
| 58 | srs_rela.. | The most recent time that someone made you have sex against your will, was this | discrete | numeric-12.0 | 5 | 36887 | - |
| 59 | srs_fema.. | Has any male ever done any of the following things to you: | discrete | numeric-12.0 | 26 | 36866 | - |
| 60 | srs_fema.. | Has any male ever done any of the following things to you: | discrete | numeric-12.0 | 2223 | 34669 | - |
| 61 | srs_fema.. | Has any male ever done any of the following things to you: | discrete | numeric-12.0 | 20 | 36872 | - |
| 62 | srs_fema.. | Has any male ever done any of the following things to you: | discrete | numeric-12.0 | 33 | 36859 | - |
| 63 | srs_fema.. | Has any male ever done any of the following things to you: | discrete | numeric-12.0 | 10 | 36882 | - |
| 64 | srs_fema.. | Has any male ever done any of the following things to you: | discrete | numeric-12.0 | 41 | 36851 | - |
| 65 | srs_fema.. | Has any male ever done any of the following things to you: | discrete | numeric-12.0 | 17 | 36875 | - |

| File AHRI.PIP.DREAMS_Componant.SexualRelatSelFilled.2017.v1 | | | | | | | |
|---|----------------------------|--|----------|--------------|-------|---------|----------|
| # | Name | Label | Type | Format | Valid | Invalid | Question |
| 66 | srs_fema.. | Has any male ever done any of the following things to you: | discrete | numeric-12.0 | 14 | 36878 | - |
| 67 | srs_fema.. | Has any male ever done any of the following things to you: | discrete | numeric-12.0 | 16 | 36876 | - |
| 68 | srs_fema.. | Has any male ever done any of the following things to you: | discrete | numeric-12.0 | 9 | 36883 | - |
| 69 | srs_fema.. | Has any male ever done any of the following things to you: | discrete | numeric-12.0 | 13 | 36879 | - |
| 70 | srs_fema.. | Has any male ever done any of the following things to you: | discrete | numeric-12.0 | 7 | 36885 | - |
| 71 | srs_fema.. | Has any male ever done any of the following things to you: | discrete | numeric-12.0 | 16 | 36876 | - |
| 72 | srs_fema.. | Has any male ever done any of the following things to you: | discrete | numeric-12.0 | 12 | 36880 | - |
| 73 | srs_fema.. | Has any male ever done any of the following things to you: | discrete | numeric-12.0 | 10 | 36882 | - |
| 74 | srs_fema.. | Has any male ever done any of the following things to you: | discrete | numeric-12.0 | 15 | 36877 | - |
| 75 | srs_male.. | Has anyone ever done any of the following things to you: | discrete | numeric-12.0 | 18 | 36874 | - |
| 76 | srs_male.. | Has anyone ever done any of the following things to you: | discrete | numeric-12.0 | 886 | 36006 | - |
| 77 | srs_male.. | Has anyone ever done any of the following things to you: | discrete | numeric-12.0 | 12 | 36880 | - |
| 78 | srs_male.. | Has anyone ever done any of the following things to you: | discrete | numeric-12.0 | 21 | 36871 | - |
| 79 | srs_male.. | Has anyone ever done any of the following things to you: | discrete | numeric-12.0 | 9 | 36883 | - |
| 80 | srs_male.. | Has anyone ever done any of the following things to you: | discrete | numeric-12.0 | 12 | 36880 | - |
| 81 | srs_male.. | Has anyone ever done any of the following things to you: | discrete | numeric-12.0 | 5 | 36887 | - |
| 82 | srs_male.. | Has anyone ever done any of the following things to you: | discrete | numeric-12.0 | 10 | 36882 | - |
| 83 | srs_male.. | Has anyone ever done any of the following things to you: | discrete | numeric-12.0 | 6 | 36886 | - |
| 84 | srs_male.. | Has anyone ever done any of the following things to you: | discrete | numeric-12.0 | 4 | 36888 | - |
| 85 | srs_male.. | Has anyone ever done any of the following things to you: | discrete | numeric-12.0 | 13 | 36879 | - |
| 86 | srs_male.. | Has anyone ever done any of the following things to you: | discrete | numeric-12.0 | 5 | 36887 | - |

| File AHRI.PIP.DREAMS_Componant.SexualRelatSelFilled.2017.v1 | | | | | | | |
|---|-----------------------------|--|----------|--------------|-------|---------|----------|
| # | Name | Label | Type | Format | Valid | Invalid | Question |
| 87 | srs_male_.. | Has anyone ever done any of the following things to you: | discrete | numeric-12.0 | 4 | 36888 | - |
| 88 | srs_male_.. | Has anyone ever done any of the following things to you: | discrete | numeric-12.0 | 5 | 36887 | - |
| 89 | srs_male_.. | Has anyone ever done any of the following things to you: | discrete | numeric-12.0 | 3 | 36889 | - |
| 90 | srs_male_.. | Has anyone ever done any of the following things to you: | discrete | numeric-12.0 | 3 | 36889 | - |
| 91 | srs_sasa_.. | Has your partner/most recent partner done at least one of the following things t | discrete | numeric-12.0 | 17 | 36875 | - |
| 92 | srs_sasa_.. | Has your partner/most recent partner done at least one of the following things t | discrete | numeric-12.0 | 3190 | 33702 | - |
| 93 | srs_sasa_.. | Has your partner/most recent partner done at least one of the following things t | discrete | numeric-12.0 | 22 | 36870 | - |
| 94 | srs_sasa_.. | Has your partner/most recent partner done at least one of the following things t | discrete | numeric-12.0 | 12 | 36880 | - |
| 95 | srs_sasa_.. | Has your partner/most recent partner done at least one of the following things t | discrete | numeric-12.0 | 7 | 36885 | - |
| 96 | srs_sasa_.. | Has your partner/most recent partner done at least one of the following things t | discrete | numeric-12.0 | 7 | 36885 | - |
| 97 | srs_sasa_.. | Has your partner/most recent partner done at least one of the following things t | discrete | numeric-12.0 | 8 | 36884 | - |
| 98 | srs_usev_.. | Have you used physical or sexual violence on your partner in the last 12 months? | discrete | numeric-12.0 | 3263 | 33629 | - |
| 99 | srs_sv_w_.. | Would you like to be contacted to discuss the sexual/physical violence? | discrete | numeric-12.0 | 9406 | 27486 | - |
| 100 | srs_sv_t_.. | B. If it is safe for you to wait up to 3 days for help, then click HERE to give | discrete | numeric-12.0 | 2257 | 34635 | - |
| 101 | srs_sv_u_.. | Please confirm that you would like urgent contact (within 3 days) to discuss sex | discrete | numeric-12.0 | 183 | 36709 | - |
| 102 | srs_sv_c_.. | Please tell us how you would like us to contact you: | discrete | numeric-12.0 | 274 | 36618 | - |
| 103 | srs_sv_p_.. | Please indicate when is best to call: | discrete | character-29 | 222 | 0 | - |
| 104 | srs_sv_v_.. | Please indicate which time of day is best: | discrete | character-48 | 52 | 0 | - |

Variables Description

Dataset contains 1009 variable(s)

File : AHRI.PIP.DREAMS_Componant.AssessmentOfCapacity.2017.v1

project_id: REDCap Project Identifier

| | |
|--------------------|--|
| Information | [Type= discrete] [Format=numeric] [Range= 143-153] [Missing=*] |
| Statistics [NW/ W] | [Valid=36892 /-] [Invalid=0 /-] |

event_id: REDCap Event Identifier

| | |
|--------------------|--|
| Information | [Type= discrete] [Format=numeric] [Range= 381-391] [Missing=*] |
| Statistics [NW/ W] | [Valid=36892 /-] [Invalid=0 /-] |

cohort: Cohort Description

| | |
|--------------------|---|
| Information | [Type= discrete] [Format=character] [Missing=*] |
| Statistics [NW/ W] | [Valid=36892 /-] [Invalid=0 /-] |

round: Round Description

| | |
|--------------------|---|
| Information | [Type= discrete] [Format=character] [Missing=*] |
| Statistics [NW/ W] | [Valid=36892 /-] [Invalid=0 /-] |

IIntId: Individual ID

| | |
|--------------------|---|
| Information | [Type= continuous] [Format=numeric] [Range= 15-213640] [Missing=*] |
| Statistics [NW/ W] | [Valid=36892 /-] [Invalid=0 /-] [Mean=73217.909 /-] [StdDev=48656.129 /-] |

ac_date: Capacity assessment date

| | |
|--------------------|---|
| Information | [Type= discrete] [Format=character] [Missing=*] |
| Statistics [NW/ W] | [Valid=13691 /-] |

ac_assess_step1: HAPPY with Step 1?



| | |
|--------------------|--|
| Information | [Type= discrete] [Format=numeric] [Range= 1-2] [Missing=*] |
| Statistics [NW/ W] | [Valid=13571 /-] [Invalid=23321 /-] |

| Value | Label | Cases | Percentage |
|---------|---------------------|-------|---|
| 1 | Yes, seek signature | 13373 |  98.5% |
| 2 | No, not happy | 198 |  1.5% |
| Sysmiss | | 23321 | |

Warning: these figures indicate the number of cases found in the data file. They cannot be interpreted as summary statistics of the population of interest.

ac_assess_step2: HAPPY with Step 2?



| | |
|--------------------|--|
| Information | [Type= discrete] [Format=numeric] [Range= 1-2] [Missing=*] |
| Statistics [NW/ W] | [Valid=202 /-] [Invalid=36690 /-] |

| Value | Label | Cases | Percentage |
|---------|---------------------|-------|---|
| 1 | Yes, seek signature | 22 |  10.9% |
| 2 | No, not happy | 180 |  89.1% |
| Sysmiss | | 36690 | |

Warning: these figures indicate the number of cases found in the data file. They cannot be interpreted as summary statistics of the population of interest.

ac_assess_step3: HAPPY with Step 3?

| | |
|--------------------|--|
| Information | [Type= discrete] [Format=numeric] [Range= 1-2] [Missing=*] |
| Statistics [NW/ W] | [Valid=182 /-] [Invalid=36710 /-] |

| Value | Label | Cases | Percentage |
|-------|---------------------|-------|---|
| 1 | Yes, seek signature | 7 |  3.8% |
| 2 | No, not happy | 175 |  96.2% |

File : AHRI.PIP.DREAMS_Componant.AssessmentOfCapacity.2017.v1

ac_assess_step3: HAPPY with Step 3?

| Value | Label | Cases | Percentage |
|---------|-------|-------|------------|
| Sysmiss | | 36710 | |

Warning: these figures indicate the number of cases found in the data file. They cannot be interpreted as summary statistics of the population of interest.

ac_assess_result: Is this individual capable to participate?

| | |
|---------------------------|---|
| Information | [Type= discrete] [Format=numeric] [Range= 0-98] [Missing=*] |
| Statistics [NW/ W] | [Valid=25531 /-] [Invalid=11361 /-] |

| Value | Label | Cases | Percentage |
|---------|---|-------|------------|
| 0 | No, I have never had it | 0 | |
| 1 | Yes | 12450 | 48.8% |
| 2 | No | 13081 | 51.2% |
| 3 | Yes, but not sure about the exact age | 0 | |
| 93 | Prefer not to answer | 0 | |
| 95 | Not had sex with this partner in the last 4 weeks | 0 | |
| 98 | Don't know | 0 | |
| Sysmiss | | 11361 | |



Warning: these figures indicate the number of cases found in the data file. They cannot be interpreted as summary statistics of the population of interest.

| File : AHRI.PIP.DREAMS_Componant.CombinedDataset.2017.v1 | |
|---|---|
| # project_id: REDCap Project Identifier | |
| Information | [Type= discrete] [Format=numeric] [Range= 143-153] [Missing=*] |
| Statistics [NW/ W] | [Valid=36892 /-] [Invalid=0 /-] |
| # event_id: REDCap Event Identifier | |
| Information | [Type= discrete] [Format=numeric] [Range= 381-391] [Missing=*] |
| Statistics [NW/ W] | [Valid=36892 /-] [Invalid=0 /-] |
| # cohort: Cohort Description | |
| Information | [Type= discrete] [Format=character] [Missing=*] |
| Statistics [NW/ W] | [Valid=36892 /-] [Invalid=0 /-] |
| # round: Round Description | |
| Information | [Type= discrete] [Format=character] [Missing=*] |
| Statistics [NW/ W] | [Valid=36892 /-] [Invalid=0 /-] |
| # IIntId: Individual ID | |
| Information | [Type= continuous] [Format=numeric] [Range= 15-213640] [Missing=*] |
| Statistics [NW/ W] | [Valid=36892 /-] [Invalid=0 /-] [Mean=73217.909 /-] [StdDev=48656.129 /-] |
| # BSIntId: BSID | |
| Information | [Type= continuous] [Format=numeric] [Range= 11-92954] [Missing=*] |
| Statistics [NW/ W] | [Valid=34091 /-] [Invalid=2801 /-] [Mean=8541.252 /-] [StdDev=8306.866 /-] |
| # urban_or_rural: Is BSID location categorised as urban or rural? | |
| Information | [Type= discrete] [Format=character] [Missing=*] |
| Statistics [NW/ W] | [Valid=34044 /-] [Invalid=0 /-] |
| # HHIntId: HHID | |
| Information | [Type= continuous] [Format=numeric] [Range= 11-43677] [Missing=*] |
| Statistics [NW/ W] | [Valid=34044 /-] [Invalid=2848 /-] [Mean=11843.779 /-] [StdDev=9665.924 /-] |
| # isigodi: Isigodi Name | |
| Information | [Type= discrete] [Format=character] [Missing=*] |
| Statistics [NW/ W] | [Valid=34044 /-] [Invalid=0 /-] |
| # municname: Municipality Name | |
| Information | [Type= discrete] [Format=character] [Missing=*] |
| Statistics [NW/ W] | [Valid=33906 /-] [Invalid=0 /-] |
| # wardno: Ward Number | |
| Information | [Type= discrete] [Format=numeric] [Range= 1-20] [Missing=*] |
| Statistics [NW/ W] | [Valid=33906 /-] [Invalid=2986 /-] |
| # ca_weekblock: Weekblock | |
| Information | [Type= discrete] [Format=character] [Missing=*] |
| Statistics [NW/ W] | [Valid=36892 /-] [Invalid=0 /-] |
| # ca_attmp1_fieldattmp: Conducting Contact Attempt - One | |
| Information | [Type= discrete] [Format=numeric] [Range= 0-98] [Missing=*] |

File : AHRI.PIP.DREAMS_Componant.CombinedDataset.2017.v1

ca_attmp1_fielddatmp: Conducting Contact Attempt - One

Statistics [NW/ W] [Valid=36888 /-] [Invalid=4 /-]

| Value | Label | Cases | Percentage |
|---------|---|-------|---|
| 0 | No, I have never had it | 0 | |
| 1 | Yes | 36788 |  99.7% |
| 2 | No | 100 |  0.3% |
| 3 | Yes, but not sure about the exact age | 0 | |
| 93 | Prefer not to answer | 0 | |
| 95 | Not had sex with this partner in the last 4 weeks | 0 | |
| 98 | Don't know | 0 | |
| Sysmiss | | 4 | |

Warning: these figures indicate the number of cases found in the data file. They cannot be interpreted as summary statistics of the population of interest.

ca_attmp1_fielddatetime: Attempt Start Date and Time



Information [Type= discrete] [Format=character] [Missing=*]

Statistics [NW/ W] [Valid=36746 /-]

ca_attmp1_field_contact: Was the participant contacted?

Information [Type= discrete] [Format=numeric] [Range= 0-98] [Missing=*]

Statistics [NW/ W] [Valid=36780 /-] [Invalid=112 /-]



| Value | Label | Cases | Percentage |
|---------|---|-------|---|
| 0 | No, I have never had it | 0 | |
| 1 | Yes | 16709 |  45.4% |
| 2 | No | 20071 |  54.6% |
| 3 | Yes, but not sure about the exact age | 0 | |
| 93 | Prefer not to answer | 0 | |
| 95 | Not had sex with this partner in the last 4 weeks | 0 | |
| 98 | Don't know | 0 | |
| Sysmiss | | 112 | |

Warning: these figures indicate the number of cases found in the data file. They cannot be interpreted as summary statistics of the population of interest.

ca_attmp1_field_willing: Is participant going to be surveyed today?

Information [Type= discrete] [Format=numeric] [Range= 0-98] [Missing=*]

Statistics [NW/ W] [Valid=8974 /-] [Invalid=27918 /-]

| Value | Label | Cases | Percentage |
|---------|---|-------|---|
| 0 | No, I have never had it | 0 | |
| 1 | Yes | 5347 |  59.6% |
| 2 | No | 3627 |  40.4% |
| 3 | Yes, but not sure about the exact age | 0 | |
| 93 | Prefer not to answer | 0 | |
| 95 | Not had sex with this partner in the last 4 weeks | 0 | |
| 98 | Don't know | 0 | |
| Sysmiss | | 27918 | |

Warning: these figures indicate the number of cases found in the data file. They cannot be interpreted as summary statistics of the population of interest.



ca_attmp1_field_refused: Was participation refused?

Information [Type= discrete] [Format=numeric] [Range= 0-98] [Missing=*]

File : AHRI.PIP.DREAMS_Componant.CombinedDataset.2017.v1

ca_attmp1_field_refused: Was participation refused?

Statistics [NW/ W] [Valid=3618 /-] [Invalid=33274 /-]

| Value | Label | Cases | Percentage |
|---------|---|-------|---|
| 0 | No, I have never had it | 0 | |
| 1 | Yes | 3391 |  93.7% |
| 2 | No | 227 |  6.3% |
| 3 | Yes, but not sure about the exact age | 0 | |
| 93 | Prefer not to answer | 0 | |
| 95 | Not had sex with this partner in the last 4 weeks | 0 | |
| 98 | Don't know | 0 | |
| Sysmiss | | 33274 | |

Warning: these figures indicate the number of cases found in the data file. They cannot be interpreted as summary statistics of the population of interest.

ca_attmp1_field_revisit: When are you going to make a revisit?



Information [Type= discrete] [Format=character] [Missing=*]

Statistics [NW/ W] [Valid=184 /-]

ca_attmp2_fieldatmp: Conducting Contact Attempt - Two

Information [Type= discrete] [Format=numeric] [Range= 0-98] [Missing=*]

Statistics [NW/ W] [Valid=20412 /-] [Invalid=16480 /-]

| Value | Label | Cases | Percentage |
|---------|---|-------|---|
| 0 | No, I have never had it | 0 | |
| 1 | Yes | 3714 |  18.2% |
| 2 | No | 16698 |  81.8% |
| 3 | Yes, but not sure about the exact age | 0 | |
| 93 | Prefer not to answer | 0 | |
| 95 | Not had sex with this partner in the last 4 weeks | 0 | |
| 98 | Don't know | 0 | |
| Sysmiss | | 16480 | |

Warning: these figures indicate the number of cases found in the data file. They cannot be interpreted as summary statistics of the population of interest.

ca_attmp2_fielddatetime: Attempt Start Date and Time



Information [Type= discrete] [Format=character] [Missing=*]

Statistics [NW/ W] [Valid=3727 /-]

ca_attmp2_field_contact: Was the participant contacted?

Information [Type= discrete] [Format=numeric] [Range= 0-98] [Missing=*]

Statistics [NW/ W] [Valid=3724 /-] [Invalid=33168 /-]

| Value | Label | Cases | Percentage |
|-------|---|-------|---|
| 0 | No, I have never had it | 0 | |
| 1 | Yes | 1254 |  33.7% |
| 2 | No | 2470 |  66.3% |
| 3 | Yes, but not sure about the exact age | 0 | |
| 93 | Prefer not to answer | 0 | |
| 95 | Not had sex with this partner in the last 4 weeks | 0 | |
| 98 | Don't know | 0 | |

File : AHRI.PIP.DREAMS_Componant.CombinedDataset.2017.v1

ca_attmp2_field_contact: Was the participant contacted?

| Value | Label | Cases | Percentage |
|---------|-------|-------|------------|
| Sysmiss | | 33168 | |

Warning: these figures indicate the number of cases found in the data file. They cannot be interpreted as summary statistics of the population of interest.

ca_attmp2_field_willing: Is participant going to be surveyed today?

| | |
|--------------------|---|
| Information | [Type= discrete] [Format=numeric] [Range= 0-98] [Missing=*] |
| Statistics [NW/ W] | [Valid=1001 /-] [Invalid=35891 /-] |

| Value | Label | Cases | Percentage |
|---------|---|-------|------------|
| 0 | No, I have never had it | 0 | |
| 1 | Yes | 516 | 51.5% |
| 2 | No | 485 | 48.5% |
| 3 | Yes, but not sure about the exact age | 0 | |
| 93 | Prefer not to answer | 0 | |
| 95 | Not had sex with this partner in the last 4 weeks | 0 | |
| 98 | Don't know | 0 | |
| Sysmiss | | 35891 | |

Warning: these figures indicate the number of cases found in the data file. They cannot be interpreted as summary statistics of the population of interest.

ca_attmp2_field_refused: Was participation refused?

| | |
|--------------------|---|
| Information | [Type= discrete] [Format=numeric] [Range= 0-98] [Missing=*] |
| Statistics [NW/ W] | [Valid=484 /-] [Invalid=36408 /-] |

| Value | Label | Cases | Percentage |
|---------|---|-------|------------|
| 0 | No, I have never had it | 0 | |
| 1 | Yes | 460 | 95.0% |
| 2 | No | 24 | 5.0% |
| 3 | Yes, but not sure about the exact age | 0 | |
| 93 | Prefer not to answer | 0 | |
| 95 | Not had sex with this partner in the last 4 weeks | 0 | |
| 98 | Don't know | 0 | |
| Sysmiss | | 36408 | |

Warning: these figures indicate the number of cases found in the data file. They cannot be interpreted as summary statistics of the population of interest.

ca_attmp2_field_revisit: When are you going to make a revisit?

| | |
|--------------------|---|
| Information | [Type= discrete] [Format=character] [Missing=*] |
| Statistics [NW/ W] | [Valid=23 /-] |

ca_attmp3_fieldattmp: Conducting Contact Attempt - Three

| | |
|--------------------|---|
| Information | [Type= discrete] [Format=numeric] [Range= 0-98] [Missing=*] |
| Statistics [NW/ W] | [Valid=2514 /-] [Invalid=34378 /-] |

| Value | Label | Cases | Percentage |
|-------|---|-------|------------|
| 0 | No, I have never had it | 0 | |
| 1 | Yes | 1250 | 49.7% |
| 2 | No | 1264 | 50.3% |
| 3 | Yes, but not sure about the exact age | 0 | |
| 93 | Prefer not to answer | 0 | |
| 95 | Not had sex with this partner in the last 4 weeks | 0 | |

File : AHRI.PIP.DREAMS_Componant.CombinedDataset.2017.v1

ca_attmp3_fieldatmp: Conducting Contact Attempt - Three

| Value | Label | Cases | Percentage |
|---------|------------|-------|------------|
| 98 | Don't know | 0 | |
| Sysmiss | | 34378 | |

Warning: these figures indicate the number of cases found in the data file. They cannot be interpreted as summary statistics of the population of interest.

ca_attmp3_fielddatetime: Attempt Start Date and Time

| | |
|--------------------|---|
| Information | [Type= discrete] [Format=character] [Missing=*] |
| Statistics [NW/ W] | [Valid=1227 /-] |

ca_attmp3_field_contact: Was the participant contacted?

| | |
|--------------------|---|
| Information | [Type= discrete] [Format=numeric] [Range= 0-98] [Missing=*] |
| Statistics [NW/ W] | [Valid=1253 /-] [Invalid=35639 /-] |

| Value | Label | Cases | Percentage |
|---------|---|-------|------------|
| 0 | No, I have never had it | 0 | |
| 1 | Yes | 286 | 22.8% |
| 2 | No | 967 | 77.2% |
| 3 | Yes, but not sure about the exact age | 0 | |
| 93 | Prefer not to answer | 0 | |
| 95 | Not had sex with this partner in the last 4 weeks | 0 | |
| 98 | Don't know | 0 | |
| Sysmiss | | 35639 | |

Warning: these figures indicate the number of cases found in the data file. They cannot be interpreted as summary statistics of the population of interest.

ca_attmp3_field_willing: Is participant going to be surveyed today?

| | |
|--------------------|---|
| Information | [Type= discrete] [Format=numeric] [Range= 0-98] [Missing=*] |
| Statistics [NW/ W] | [Valid=232 /-] [Invalid=36660 /-] |

| Value | Label | Cases | Percentage |
|---------|---|-------|------------|
| 0 | No, I have never had it | 0 | |
| 1 | Yes | 129 | 55.6% |
| 2 | No | 103 | 44.4% |
| 3 | Yes, but not sure about the exact age | 0 | |
| 93 | Prefer not to answer | 0 | |
| 95 | Not had sex with this partner in the last 4 weeks | 0 | |
| 98 | Don't know | 0 | |
| Sysmiss | | 36660 | |

Warning: these figures indicate the number of cases found in the data file. They cannot be interpreted as summary statistics of the population of interest.

ca_attmp3_field_refused: Was participation refused?

| | |
|--------------------|---|
| Information | [Type= discrete] [Format=numeric] [Range= 0-98] [Missing=*] |
| Statistics [NW/ W] | [Valid=105 /-] [Invalid=36787 /-] |

| Value | Label | Cases | Percentage |
|-------|---------------------------------------|-------|------------|
| 0 | No, I have never had it | 0 | |
| 1 | Yes | 89 | 84.8% |
| 2 | No | 16 | 15.2% |
| 3 | Yes, but not sure about the exact age | 0 | |
| 93 | Prefer not to answer | 0 | |

File : AHRI.PIP.DREAMS_Componant.CombinedDataset.2017.v1

ca_attmp3_field_refused: Was participation refused?

| Value | Label | Cases | Percentage |
|---------|---|-------|------------|
| 95 | Not had sex with this partner in the last 4 weeks | 0 | |
| 98 | Don't know | 0 | |
| Sysmiss | | 36787 | |

Warning: these figures indicate the number of cases found in the data file. They cannot be interpreted as summary statistics of the population of interest.

ca_attmp1_trackattmp: Conducting Contact Attempt - One

| | |
|--------------------|---|
| Information | [Type= discrete] [Format=numeric] [Range= 0-98] [Missing=*] |
| Statistics [NW/ W] | [Valid=9653 /-] [Invalid=27239 /-] |

| Value | Label | Cases | Percentage |
|---------|---|-------|------------|
| 0 | No, I have never had it | 0 | |
| 1 | Yes | 9618 | 99.6% |
| 2 | No | 35 | 0.4% |
| 3 | Yes, but not sure about the exact age | 0 | |
| 93 | Prefer not to answer | 0 | |
| 95 | Not had sex with this partner in the last 4 weeks | 0 | |
| 98 | Don't know | 0 | |
| Sysmiss | | 27239 | |

Warning: these figures indicate the number of cases found in the data file. They cannot be interpreted as summary statistics of the population of interest.

ca_attmp1_trackdatetime: Attempt Start Date and Time

| | |
|--------------------|---|
| Information | [Type= discrete] [Format=character] [Missing=*] |
| Statistics [NW/ W] | [Valid=9621 /-] |

ca_attmp1_track_contact: Was the participant contacted?

| | |
|--------------------|---|
| Information | [Type= discrete] [Format=numeric] [Range= 0-98] [Missing=*] |
| Statistics [NW/ W] | [Valid=9622 /-] [Invalid=27270 /-] |

| Value | Label | Cases | Percentage |
|---------|---|-------|------------|
| 0 | No, I have never had it | 0 | |
| 1 | Yes | 6800 | 70.7% |
| 2 | No | 2822 | 29.3% |
| 3 | Yes, but not sure about the exact age | 0 | |
| 93 | Prefer not to answer | 0 | |
| 95 | Not had sex with this partner in the last 4 weeks | 0 | |
| 98 | Don't know | 0 | |
| Sysmiss | | 27270 | |

Warning: these figures indicate the number of cases found in the data file. They cannot be interpreted as summary statistics of the population of interest.

ca_attmp1_track_willing: Is participant going to be surveyed today?

| | |
|--------------------|---|
| Information | [Type= discrete] [Format=numeric] [Range= 0-98] [Missing=*] |
| Statistics [NW/ W] | [Valid=4537 /-] [Invalid=32355 /-] |

| Value | Label | Cases | Percentage |
|-------|---------------------------------------|-------|------------|
| 0 | No, I have never had it | 0 | |
| 1 | Yes | 1065 | 23.5% |
| 2 | No | 3472 | 76.5% |
| 3 | Yes, but not sure about the exact age | 0 | |

File : AHRI.PIP.DREAMS_Componant.CombinedDataset.2017.v1

ca_attmp1_track_willing: Is participant going to be surveyed today?

| Value | Label | Cases | Percentage |
|---------|---|-------|------------|
| 93 | Prefer not to answer | 0 | |
| 95 | Not had sex with this partner in the last 4 weeks | 0 | |
| 98 | Don't know | 0 | |
| Sysmiss | | 32355 | |

Warning: these figures indicate the number of cases found in the data file. They cannot be interpreted as summary statistics of the population of interest.

ca_attmp1_track_refused: Was participation refused?

| | |
|--------------------|---|
| Information | [Type= discrete] [Format=numeric] [Range= 0-98] [Missing=*] |
| Statistics [NW/ W] | [Valid=3475 /-] [Invalid=33417 /-] |

| Value | Label | Cases | Percentage |
|---------|---|-------|------------|
| 0 | No, I have never had it | 0 | |
| 1 | Yes | 3449 | 99.3% |
| 2 | No | 26 | 0.7% |
| 3 | Yes, but not sure about the exact age | 0 | |
| 93 | Prefer not to answer | 0 | |
| 95 | Not had sex with this partner in the last 4 weeks | 0 | |
| 98 | Don't know | 0 | |
| Sysmiss | | 33417 | |

Warning: these figures indicate the number of cases found in the data file. They cannot be interpreted as summary statistics of the population of interest.

ca_attmp1_track_revisit: When are you going to make a revisit?

| | |
|--------------------|---|
| Information | [Type= discrete] [Format=character] [Missing=*] |
| Statistics [NW/ W] | [Valid=24 /-] |

ca_attmp2_trackatmp: Conducting Contact Attempt - Two

| | |
|--------------------|---|
| Information | [Type= discrete] [Format=numeric] [Range= 0-98] [Missing=*] |
| Statistics [NW/ W] | [Valid=2771 /-] [Invalid=34121 /-] |

| Value | Label | Cases | Percentage |
|---------|---|-------|------------|
| 0 | No, I have never had it | 0 | |
| 1 | Yes | 214 | 7.7% |
| 2 | No | 2557 | 92.3% |
| 3 | Yes, but not sure about the exact age | 0 | |
| 93 | Prefer not to answer | 0 | |
| 95 | Not had sex with this partner in the last 4 weeks | 0 | |
| 98 | Don't know | 0 | |
| Sysmiss | | 34121 | |

Warning: these figures indicate the number of cases found in the data file. They cannot be interpreted as summary statistics of the population of interest.

ca_attmp2_trackdatetime: Attempt Start Date and Time



| | |
|--------------------|---|
| Information | [Type= discrete] [Format=character] [Missing=*] |
| Statistics [NW/ W] | [Valid=214 /-] |

ca_attmp2_track_contact: Was the participant contacted?

| | |
|--------------------|---|
| Information | [Type= discrete] [Format=numeric] [Range= 0-98] [Missing=*] |
| Statistics [NW/ W] | [Valid=213 /-] [Invalid=36679 /-] |

File : AHRI.PIP.DREAMS_Componant.CombinedDataset.2017.v1



ca_attmp2_track_contact: Was the participant contacted?

| Value | Label | Cases | Percentage |
|---------|---|-------|---|
| 0 | No, I have never had it | 0 | |
| 1 | Yes | 92 |  43.2% |
| 2 | No | 121 |  56.8% |
| 3 | Yes, but not sure about the exact age | 0 | |
| 93 | Prefer not to answer | 0 | |
| 95 | Not had sex with this partner in the last 4 weeks | 0 | |
| 98 | Don't know | 0 | |
| Sysmiss | | 36679 | |

Warning: these figures indicate the number of cases found in the data file. They cannot be interpreted as summary statistics of the population of interest.

ca_attmp2_track_willing: Is participant going to be surveyed today?



| | |
|--------------------|---|
| Information | [Type= discrete] [Format=numeric] [Range= 0-98] [Missing=*] |
| Statistics [NW/ W] | [Valid=79 /-] [Invalid=36813 /-] |

| Value | Label | Cases | Percentage |
|---------|---|-------|---|
| 0 | No, I have never had it | 0 | |
| 1 | Yes | 37 |  46.8% |
| 2 | No | 42 |  53.2% |
| 3 | Yes, but not sure about the exact age | 0 | |
| 93 | Prefer not to answer | 0 | |
| 95 | Not had sex with this partner in the last 4 weeks | 0 | |
| 98 | Don't know | 0 | |
| Sysmiss | | 36813 | |

Warning: these figures indicate the number of cases found in the data file. They cannot be interpreted as summary statistics of the population of interest.

ca_attmp2_track_refused: Was participation refused?

| | |
|--------------------|---|
| Information | [Type= discrete] [Format=numeric] [Range= 0-98] [Missing=*] |
| Statistics [NW/ W] | [Valid=41 /-] [Invalid=36851 /-] |

| Value | Label | Cases | Percentage |
|---------|---|-------|---|
| 0 | No, I have never had it | 0 | |
| 1 | Yes | 39 |  95.1% |
| 2 | No | 2 |  4.9% |
| 3 | Yes, but not sure about the exact age | 0 | |
| 93 | Prefer not to answer | 0 | |
| 95 | Not had sex with this partner in the last 4 weeks | 0 | |
| 98 | Don't know | 0 | |
| Sysmiss | | 36851 | |

Warning: these figures indicate the number of cases found in the data file. They cannot be interpreted as summary statistics of the population of interest.

ca_attmp2_track_revisit: When are you going to make a revisit?

| | |
|--------------------|---|
| Information | [Type= discrete] [Format=character] [Missing=*] |
| Statistics [NW/ W] | [Valid=2 /-] |

ca_attmp3_trackatmp: Conducting Contact Attempt - Three

| | |
|--------------------|---|
| Information | [Type= discrete] [Format=numeric] [Range= 0-98] [Missing=*] |
| Statistics [NW/ W] | [Valid=118 /-] [Invalid=36774 /-] |

File : AHRI.PIP.DREAMS_Componant.CombinedDataset.2017.v1

ca_attmp3_trackattmp: Conducting Contact Attempt - Three

| Value | Label | Cases | Percentage |
|---------|---|-------|------------|
| 0 | No, I have never had it | 0 | |
| 1 | Yes | 67 | 56.8% |
| 2 | No | 51 | 43.2% |
| 3 | Yes, but not sure about the exact age | 0 | |
| 93 | Prefer not to answer | 0 | |
| 95 | Not had sex with this partner in the last 4 weeks | 0 | |
| 98 | Don't know | 0 | |
| Sysmiss | | 36774 | |

Warning: these figures indicate the number of cases found in the data file. They cannot be interpreted as summary statistics of the population of interest.

ca_attmp3_trackdatetime: Attempt Start Date and Time

| | |
|--------------------|---|
| Information | [Type= discrete] [Format=character] [Missing=*] |
| Statistics [NW/ W] | [Valid=67 /-] |

ca_attmp3_track_contact: Was the participant contacted?

| | |
|--------------------|---|
| Information | [Type= discrete] [Format=numeric] [Range= 0-98] [Missing=*] |
| Statistics [NW/ W] | [Valid=67 /-] [Invalid=36825 /-] |

| Value | Label | Cases | Percentage |
|---------|---|-------|------------|
| 0 | No, I have never had it | 0 | |
| 1 | Yes | 6 | 9.0% |
| 2 | No | 61 | 91.0% |
| 3 | Yes, but not sure about the exact age | 0 | |
| 93 | Prefer not to answer | 0 | |
| 95 | Not had sex with this partner in the last 4 weeks | 0 | |
| 98 | Don't know | 0 | |
| Sysmiss | | 36825 | |

Warning: these figures indicate the number of cases found in the data file. They cannot be interpreted as summary statistics of the population of interest.

ca_attmp3_track_willing: Is participant going to be surveyed today?

| | |
|--------------------|---|
| Information | [Type= discrete] [Format=numeric] [Range= 0-98] [Missing=*] |
| Statistics [NW/ W] | [Valid=6 /-] [Invalid=36886 /-] |

| Value | Label | Cases | Percentage |
|---------|---|-------|------------|
| 0 | No, I have never had it | 0 | |
| 1 | Yes | 5 | 83.3% |
| 2 | No | 1 | 16.7% |
| 3 | Yes, but not sure about the exact age | 0 | |
| 93 | Prefer not to answer | 0 | |
| 95 | Not had sex with this partner in the last 4 weeks | 0 | |
| 98 | Don't know | 0 | |
| Sysmiss | | 36886 | |

Warning: these figures indicate the number of cases found in the data file. They cannot be interpreted as summary statistics of the population of interest.

ca_attmp3_track_refused: Was participation refused?

| | |
|--------------------|---|
| Information | [Type= discrete] [Format=numeric] [Range= 0-98] [Missing=*] |
| Statistics [NW/ W] | [Valid=1 /-] [Invalid=36891 /-] |

File : AHRI.PIP.DREAMS_Componant.CombinedDataset.2017.v1

ca_attmp3_track_refused: Was participation refused?

| Value | Label | Cases | Percentage |
|---------|---|-------|-------------------------------|
| 0 | No, I have never had it | 0 | |
| 1 | Yes | 1 | <div><div></div></div> 100.0% |
| 2 | No | 0 | |
| 3 | Yes, but not sure about the exact age | 0 | |
| 93 | Prefer not to answer | 0 | |
| 95 | Not had sex with this partner in the last 4 weeks | 0 | |
| 98 | Don't know | 0 | |
| Sysmiss | | 36891 | |

Warning: these figures indicate the number of cases found in the data file. They cannot be interpreted as summary statistics of the population of interest.

ca_particip_refused: "Was participation refused? This is now a HIDDEN item"

| | |
|--------------------|---|
| Information | [Type= discrete] [Format=numeric] [Range= 0-98] [Missing=*] |
| Statistics [NW/ W] | [Valid=18916 /-] [Invalid=17976 /-] |

| Value | Label | Cases | Percentage |
|---------|---|-------|------------------------------|
| 0 | No, I have never had it | 0 | |
| 1 | Yes | 7902 | <div><div></div></div> 41.8% |
| 2 | No | 11014 | <div><div></div></div> 58.2% |
| 3 | Yes, but not sure about the exact age | 0 | |
| 93 | Prefer not to answer | 0 | |
| 95 | Not had sex with this partner in the last 4 weeks | 0 | |
| 98 | Don't know | 0 | |
| Sysmiss | | 17976 | |

Warning: these figures indicate the number of cases found in the data file. They cannot be interpreted as summary statistics of the population of interest.

ca_refused_by: Who refuse participation?

| | |
|--------------------|---|
| Information | [Type= discrete] [Format=numeric] [Range= 1-96] [Missing=*] |
| Statistics [NW/ W] | [Valid=15106 /-] [Invalid=21786 /-] |

| Value | Label | Cases | Percentage |
|---------|----------------|-------|------------------------------|
| 1 | Self | 13670 | <div><div></div></div> 90.5% |
| 2 | Partner | 262 | <div><div></div></div> 1.7% |
| 3 | HH Head | 535 | <div><div></div></div> 3.5% |
| 4 | BS Owner | 111 | <div><div></div></div> 0.7% |
| 96 | Other, specify | 528 | <div><div></div></div> 3.5% |
| Sysmiss | | 21786 | |

Warning: these figures indicate the number of cases found in the data file. They cannot be interpreted as summary statistics of the population of interest.

ca_premature_comp: Was this a Pre-mature completion?

| | |
|--------------------|---|
| Information | [Type= discrete] [Format=numeric] [Range= 0-98] [Missing=*] |
| Statistics [NW/ W] | [Valid=36629 /-] [Invalid=263 /-] |

| Value | Label | Cases | Percentage |
|-------|---------------------------------------|-------|------------------------------|
| 0 | No, I have never had it | 0 | |
| 1 | Yes | 3858 | <div><div></div></div> 10.5% |
| 2 | No | 32771 | <div><div></div></div> 89.5% |
| 3 | Yes, but not sure about the exact age | 0 | |

File : AHRI.PIP.DREAMS_Componant.CombinedDataset.2017.v1

ca_premature_comp: Was this a Pre-mature completion?

| Value | Label | Cases | Percentage |
|---------|---|-------|------------|
| 93 | Prefer not to answer | 0 | |
| 95 | Not had sex with this partner in the last 4 weeks | 0 | |
| 98 | Don't know | 0 | |
| Sysmiss | | 263 | |

Warning: these figures indicate the number of cases found in the data file. They cannot be interpreted as summary statistics of the population of interest.

ca_premature_reas: Select reason for pre-mature completion

| | |
|--------------------|---|
| Information | [Type= discrete] [Format=numeric] [Range= 1-96] [Missing=*] |
| Statistics [NW/ W] | [Valid=3873 /-] [Invalid=33019 /-] |

| Value | Label | Cases | Percentage |
|---------|---|-------|------------|
| 1 | Reported dead? | 255 | 6.6% |
| 2 | Outmigrated outside PIPSA | 2938 | 75.9% |
| 3 | Mentally Disabled | 2 | 0.1% |
| 4 | Not found after 4 + 4 attempts | 0 | |
| 5 | Broken down/non-functional BS | 0 | |
| 6 | Very sick | 5 | 0.1% |
| 7 | Temporarily away for more than 2 months | 15 | 0.4% |
| 8 | Stay in currently Avoided BS/HH | 0 | |
| 9 | Outmigrated to unknown destination | 6 | 0.2% |
| 96 | Other, specify | 652 | 16.8% |
| Sysmiss | | 33019 | |

Warning: these figures indicate the number of cases found in the data file. They cannot be interpreted as summary statistics of the population of interest.

| # ca_field_handover_request: Fieldworker: Request handover of Non-Contact to Field Coordinator? | | | |
|---|--|-------|------------------------------|
| Information | [Type= discrete] [Format=numeric] [Range= 0-98] [Missing=*] | | |
| Statistics [NW/ W] | [Valid=35173 /-] [Invalid=1719 /-] | | |
| Value | Label | Cases | Percentage |
| 0 | No, I have never had it | 0 | |
| 1 | Yes | 12053 | <div><div></div></div> 34.3% |
| 2 | No | 23120 | <div><div></div></div> 65.7% |
| 3 | Yes, but not sure about the exact age | 0 | |
| 93 | Prefer not to answer | 0 | |
| 95 | Not had sex with this partner in the last 4 weeks | 0 | |
| 98 | Don't know | 0 | |
| Sysmiss | | 1719 | |
| Warning: these figures indicate the number of cases found in the data file. They cannot be interpreted as summary statistics of the population of interest. | | | |
| # ca_field_noncontact_reas: Select reason for non-contact in field | | | |
| Information | [Type= discrete] [Format=numeric] [Range= 3-96] [Missing=*] | | |
| Statistics [NW/ W] | [Valid=11681 /-] [Invalid=25211 /-] | | |
| Value | Label | Cases | Percentage |
| 3 | | 2 | 0.0% |
| 4 | Not found after 4 attempts | 4072 | <div><div></div></div> 34.9% |
| 6 | | 6 | 0.1% |
| 7 | Temporarily away for more than 2 months | 920 | <div><div></div></div> 7.9% |
| 8 | Stay in currently Avoided BS/HH | 41 | <div><div></div></div> 0.4% |
| 9 | Outmigrated to unknown destination | 551 | <div><div></div></div> 4.7% |
| 96 | Other, specify | 6089 | <div><div></div></div> 52.1% |
| Sysmiss | | 25211 | |
| Warning: these figures indicate the number of cases found in the data file. They cannot be interpreted as summary statistics of the population of interest. | | | |
| # ca_track_handover_request: Tracker: Request handover to Special Task Team Coordinator? | | | |
| Information | [Type= discrete] [Format=numeric] [Range= 1-2] [Missing=*] | | |
| Statistics [NW/ W] | [Valid=8444 /-] [Invalid=28448 /-] | | |
| # ca_track_noncontact_reas: Select reason for non-contact by Tracker | | | |
| Information | [Type= continuous] [Format=numeric] [Range= 4-96] [Missing=*] | | |
| Statistics [NW/ W] | [Valid=1540 /-] [Invalid=35352 /-] [Mean=77.168 /-] [StdDev=36.5 /-] | | |
| # ca_track_noncontct_reasoth: Specify other reason for non-contact by Tracker: | | | |
| Information | [Type= discrete] [Format=character] [Missing=*] | | |
| Statistics [NW/ W] | [Valid=1181 /-] | | |
| # ca_visitdate: Visit Date | | | |
| Information | [Type= discrete] [Format=character] [Missing=*] | | |
| Statistics [NW/ W] | [Valid=36655 /-] | | |
| # pd_dob: Date Of Birth | | | |
| Information | [Type= discrete] [Format=character] [Missing=*] | | |
| Statistics [NW/ W] | [Valid=36890 /-] | | |
| # pd_age: Age | | | |
| Information | [Type= discrete] [Format=character] [Missing=*] | | |

| | | | |
|---|-------------------------|---|------------------------------|
| # pd_age: Age | | | |
| Statistics [NW/ W] | | [Valid=13384 /-] [Invalid=0 /-] | |
| # pd_sex: Sex | | | |
| Information | | [Type= discrete] [Format=numeric] [Range= 1-2] [Missing=*] | |
| Statistics [NW/ W] | | [Valid=31426 /-] [Invalid=5466 /-] | |
| Value | Label | Cases | Percentage |
| 1 | Male | 13068 | <div><div></div></div> 41.6% |
| 2 | Female | 18358 | <div><div></div></div> 58.4% |
| Sysmiss | | 5466 | |
| Warning: these figures indicate the number of cases found in the data file. They cannot be interpreted as summary statistics of the population of interest. | | | |
| # ac_date: Capacity assessment date | | | |
| Information | | [Type= discrete] [Format=character] [Missing=*] | |
| Statistics [NW/ W] | | [Valid=13691 /-] | |
| # ac_assess_step1: HAPPY with Step 1? | | | |
| Information | | [Type= discrete] [Format=numeric] [Range= 1-2] [Missing=*] | |
| Statistics [NW/ W] | | [Valid=13571 /-] [Invalid=23321 /-] | |
| Value | Label | Cases | Percentage |
| 1 | Yes, seek signature | 13373 | <div><div></div></div> 98.5% |
| 2 | No, not happy | 198 | <div><div></div></div> 1.5% |
| Sysmiss | | 23321 | |
| Warning: these figures indicate the number of cases found in the data file. They cannot be interpreted as summary statistics of the population of interest. | | | |
| # ac_assess_step2: HAPPY with Step 2? | | | |
| Information | | [Type= discrete] [Format=numeric] [Range= 1-2] [Missing=*] | |
| Statistics [NW/ W] | | [Valid=202 /-] [Invalid=36690 /-] | |
| Value | Label | Cases | Percentage |
| 1 | Yes, seek signature | 22 | <div><div></div></div> 10.9% |
| 2 | No, not happy | 180 | <div><div></div></div> 89.1% |
| Sysmiss | | 36690 | |
| Warning: these figures indicate the number of cases found in the data file. They cannot be interpreted as summary statistics of the population of interest. | | | |
| # ac_assess_step3: HAPPY with Step 3? | | | |
| Information | | [Type= discrete] [Format=numeric] [Range= 1-2] [Missing=*] | |
| Statistics [NW/ W] | | [Valid=182 /-] [Invalid=36710 /-] | |
| Value | Label | Cases | Percentage |
| 1 | Yes, seek signature | 7 | <div><div></div></div> 3.8% |
| 2 | No, not happy | 175 | <div><div></div></div> 96.2% |
| Sysmiss | | 36710 | |
| Warning: these figures indicate the number of cases found in the data file. They cannot be interpreted as summary statistics of the population of interest. | | | |
| # ac_assess_result: Is this individual capable to participate? | | | |
| Information | | [Type= discrete] [Format=numeric] [Range= 0-98] [Missing=*] | |
| Statistics [NW/ W] | | [Valid=25531 /-] [Invalid=11361 /-] | |
| Value | Label | Cases | Percentage |
| 0 | No, I have never had it | 0 | |
| 1 | Yes | 12450 | <div><div></div></div> 48.8% |

| # ac_assess_result: Is this individual capable to participate? | | | |
|---|---|-------|------------|
| Value | Label | Cases | Percentage |
| 2 | No | 13081 | 51.2% |
| 3 | Yes, but not sure about the exact age | 0 | |
| 93 | Prefer not to answer | 0 | |
| 95 | Not had sex with this partner in the last 4 weeks | 0 | |
| 98 | Don't know | 0 | |
| Sysmiss | | 11361 | |
| Warning: these figures indicate the number of cases found in the data file. They cannot be interpreted as summary statistics of the population of interest. | | | |
| # ic_indv_dreamsincentive: Do you agree to receive R10 airline? | | | |
| Information | [Type= discrete] [Format=numeric] [Range= 0-98] [Missing=*] | | |
| Statistics [NW/ W] | [Valid=13356 /-] [Invalid=23536 /-] | | |
| Value | Label | Cases | Percentage |
| 0 | No, I have never had it | 0 | |
| 1 | Yes | 11586 | 86.7% |
| 2 | No | 1770 | 13.3% |
| 3 | Yes, but not sure about the exact age | 0 | |
| 93 | Prefer not to answer | 0 | |
| 95 | Not had sex with this partner in the last 4 weeks | 0 | |
| 98 | Don't know | 0 | |
| Sysmiss | | 23536 | |
| Warning: these figures indicate the number of cases found in the data file. They cannot be interpreted as summary statistics of the population of interest. | | | |
| # ic_indiv_dreamsquestions: Consent DREAMS questions | | | |
| Information | [Type= discrete] [Format=numeric] [Range= 0-98] [Missing=*] | | |
| Statistics [NW/ W] | [Valid=35058 /-] [Invalid=1834 /-] | | |
| Value | Label | Cases | Percentage |
| 0 | No, I have never had it | 0 | |
| 1 | Yes | 7631 | 21.8% |
| 2 | No | 27427 | 78.2% |
| 3 | Yes, but not sure about the exact age | 0 | |
| 93 | Prefer not to answer | 0 | |
| 95 | Not had sex with this partner in the last 4 weeks | 0 | |
| 98 | Don't know | 0 | |
| Sysmiss | | 1834 | |
| Warning: these figures indicate the number of cases found in the data file. They cannot be interpreted as summary statistics of the population of interest. | | | |
| # ie_inschool: Are you currently still in school? | | | |
| Information | [Type= discrete] [Format=numeric] [Range= 0-98] [Missing=*] | | |
| Statistics [NW/ W] | [Valid=7496 /-] [Invalid=29396 /-] | | |
| Value | Label | Cases | Percentage |
| 0 | No, I have never had it | 0 | |
| 1 | Yes | 1407 | 18.8% |
| 2 | No | 6036 | 80.5% |
| 3 | Yes, but not sure about the exact age | 0 | |
| 93 | Prefer not to answer | 53 | 0.7% |
| 95 | Not had sex with this partner in the last 4 weeks | 0 | |

| # ie_inschool: Are you currently still in school? | | | |
|---|---|-------|------------------------------|
| Value | Label | Cases | Percentage |
| 98 | Don't know | 0 | |
| Sysmiss | | 29396 | |
| Warning: these figures indicate the number of cases found in the data file. They cannot be interpreted as summary statistics of the population of interest. | | | |
| # ie_schoolgrade: In which grade are you? (Grade 1 | | | |
| Information | [Type= discrete] [Format=character] [Missing=*] | | |
| Statistics [NW/ W] | [Valid=1409 /-] [Invalid=0 /-] | | |
| # ie_wasabstsch: Were you absent from school for any number of days this year? | | | |
| Information | [Type= discrete] [Format=numeric] [Range= 0-98] [Missing=*] | | |
| Statistics [NW/ W] | [Valid=1410 /-] [Invalid=35482 /-] | | |
| Value | Label | Cases | Percentage |
| 0 | No, I have never had it | 0 | |
| 1 | Yes | 525 | <div><div></div></div> 37.2% |
| 2 | No | 878 | <div><div></div></div> 62.3% |
| 3 | Yes, but not sure about the exact age | 0 | |
| 93 | Prefer not to answer | 7 | <div><div></div></div> 0.5% |
| 95 | Not had sex with this partner in the last 4 weeks | 0 | |
| 98 | Don't know | 0 | |
| Sysmiss | | 35482 | |
| Warning: these figures indicate the number of cases found in the data file. They cannot be interpreted as summary statistics of the population of interest. | | | |
| # ie_daysabssch: How many days were you absent from school? | | | |
| Information | [Type= discrete] [Format=character] [Missing=*] | | |
| Statistics [NW/ W] | [Valid=525 /-] [Invalid=0 /-] | | |
| # ie_schabsreas_1: What were the main reasons why you were absent? [Don't read responses. Select al | | | |
| Information | [Type= discrete] [Format=character] [Missing=*] | | |
| Statistics [NW/ W] | [Valid=270 /-] [Invalid=0 /-] | | |
| # ie_schabsreas_12: What were the main reasons why you were absent? [Don't read responses. Select al | | | |
| Information | [Type= discrete] [Format=character] [Missing=*] | | |
| Statistics [NW/ W] | [Valid=10 /-] [Invalid=0 /-] | | |
| # ie_schabsreas_13: What were the main reasons why you were absent? [Don't read responses. Select al | | | |
| Information | [Type= discrete] [Format=character] [Missing=*] | | |
| Statistics [NW/ W] | [Valid=0 /-] [Invalid=0 /-] | | |
| # ie_schabsreas_14: What were the main reasons why you were absent? [Don't read responses. Select al | | | |
| Information | [Type= discrete] [Format=character] [Missing=*] | | |
| Statistics [NW/ W] | [Valid=6 /-] [Invalid=0 /-] | | |
| # ie_schabsreas_15: What were the main reasons why you were absent? [Don't read responses. Select al | | | |
| Information | [Type= discrete] [Format=character] [Missing=*] | | |
| Statistics [NW/ W] | [Valid=3 /-] [Invalid=0 /-] | | |
| # ie_schabsreas_2: What were the main reasons why you were absent? [Don't read responses. Select al | | | |
| Information | [Type= discrete] [Format=character] [Missing=*] | | |
| Statistics [NW/ W] | [Valid=164 /-] [Invalid=0 /-] | | |

| | | | |
|---|---|---|------------------------------|
| # ie_schabsreas_3: What were the main reasons why you were absent? [Don't read responses. Select al | | | |
| Information | | [Type= discrete] [Format=character] [Missing=*] | |
| Statistics [NW/ W] | | [Valid=21 /-] [Invalid=0 /-] | |
| # ie_schabsreas_4: What were the main reasons why you were absent? [Don't read responses. Select al | | | |
| Information | | [Type= discrete] [Format=character] [Missing=*] | |
| Statistics [NW/ W] | | [Valid=47 /-] [Invalid=0 /-] | |
| # ie_schabsreas_5: What were the main reasons why you were absent? [Don't read responses. Select al | | | |
| Information | | [Type= discrete] [Format=character] [Missing=*] | |
| Statistics [NW/ W] | | [Valid=10 /-] [Invalid=0 /-] | |
| # ie_schabsreas_6: What were the main reasons why you were absent? [Don't read responses. Select al | | | |
| Information | | [Type= discrete] [Format=character] [Missing=*] | |
| Statistics [NW/ W] | | [Valid=6 /-] [Invalid=0 /-] | |
| # ie_schabsreas_7: What were the main reasons why you were absent? [Don't read responses. Select al | | | |
| Information | | [Type= discrete] [Format=character] [Missing=*] | |
| Statistics [NW/ W] | | [Valid=6 /-] [Invalid=0 /-] | |
| # ie_schabsreas_8: What were the main reasons why you were absent? [Don't read responses. Select al | | | |
| Information | | [Type= discrete] [Format=character] [Missing=*] | |
| Statistics [NW/ W] | | [Valid=12 /-] [Invalid=0 /-] | |
| # ie_schabsreas_9: What were the main reasons why you were absent? [Don't read responses. Select al | | | |
| Information | | [Type= discrete] [Format=character] [Missing=*] | |
| Statistics [NW/ W] | | [Valid=2 /-] [Invalid=0 /-] | |
| # ie_schabsreas_96: What were the main reasons why you were absent? [Don't read responses. Select al | | | |
| Information | | [Type= discrete] [Format=character] [Missing=*] | |
| Statistics [NW/ W] | | [Valid=44 /-] [Invalid=0 /-] | |
| # ie_absschreasoth: Please specify the other reasons for being absent | | | |
| Information | | [Type= discrete] [Format=character] [Missing=*] | |
| Statistics [NW/ W] | | [Valid=45 /-] [Invalid=0 /-] | |
| # ie_foodfreq: In the last 12 months did you or any other individuals in your household ever cu | | | |
| Information | | [Type= discrete] [Format=numeric] [Range= 0-98] [Missing=*] | |
| Statistics [NW/ W] | | [Valid=7498 /-] [Invalid=29394 /-] | |
| Value | Label | Cases | Percentage |
| 0 | No, I have never had it | 0 | |
| 1 | Yes | 205 | <div><div></div></div> 2.7% |
| 2 | No | 7223 | <div><div></div></div> 96.3% |
| 3 | Yes, but not sure about the exact age | 0 | |
| 93 | Prefer not to answer | 70 | <div><div></div></div> 0.9% |
| 95 | Not had sex with this partner in the last 4 weeks | 0 | |
| 98 | Don't know | 0 | |
| Sysmiss | | 29394 | |
| Warning: these figures indicate the number of cases found in the data file. They cannot be interpreted as summary statistics of the population of interest. | | | |

| # ie_foodfreqskip: How often did this happen? | | | |
|---|---|-------|------------------------------|
| Information | [Type= discrete] [Format=numeric] [Range= 1-93] [Missing=*] | | |
| Statistics [NW/ W] | [Valid=205 /-] [Invalid=36687 /-] | | |
| Value | Label | Cases | Percentage |
| 1 | Every month | 69 | <div><div></div></div> 33.7% |
| 2 | Some months | 119 | <div><div></div></div> 58.0% |
| 3 | Ones or twice a month | 13 | <div><div></div></div> 6.3% |
| 93 | Prefer not to answer | 4 | <div><div></div></div> 2.0% |
| Sysmiss | | 36687 | |
| Warning: these figures indicate the number of cases found in the data file. They cannot be interpreted as summary statistics of the population of interest. | | | |
| # dm_aware_dreams: Have you heard of a program called 'DREAMS'? | | | |
| Information | [Type= discrete] [Format=numeric] [Range= 0-98] [Missing=*] | | |
| Statistics [NW/ W] | [Valid=7457 /-] [Invalid=29435 /-] | | |
| Value | Label | Cases | Percentage |
| 0 | No, I have never had it | 0 | |
| 1 | Yes | 490 | <div><div></div></div> 6.6% |
| 2 | No | 6742 | <div><div></div></div> 90.4% |
| 3 | Yes, but not sure about the exact age | 0 | |
| 93 | Prefer not to answer | 161 | <div><div></div></div> 2.2% |
| 95 | Not had sex with this partner in the last 4 weeks | 0 | |
| 98 | Don't know | 64 | <div><div></div></div> 0.9% |
| Sysmiss | | 29435 | |
| Warning: these figures indicate the number of cases found in the data file. They cannot be interpreted as summary statistics of the population of interest. | | | |
| # dm_source_1: From where / how did you hear about DREAMS? | | | |
| Information | [Type= discrete] [Format=character] [Missing=*] | | |
| Statistics [NW/ W] | [Valid=63 /-] [Invalid=0 /-] | | |
| # dm_source_2: From where / how did you hear about DREAMS? | | | |
| Information | [Type= discrete] [Format=character] [Missing=*] | | |
| Statistics [NW/ W] | [Valid=34 /-] [Invalid=0 /-] | | |
| # dm_source_3: From where / how did you hear about DREAMS? | | | |
| Information | [Type= discrete] [Format=character] [Missing=*] | | |
| Statistics [NW/ W] | [Valid=69 /-] [Invalid=0 /-] | | |
| # dm_source_4: From where / how did you hear about DREAMS? | | | |
| Information | [Type= discrete] [Format=character] [Missing=*] | | |
| Statistics [NW/ W] | [Valid=201 /-] [Invalid=0 /-] | | |
| # dm_source_5: From where / how did you hear about DREAMS? | | | |
| Information | [Type= discrete] [Format=character] [Missing=*] | | |
| Statistics [NW/ W] | [Valid=31 /-] [Invalid=0 /-] | | |
| # dm_source_6: From where / how did you hear about DREAMS? | | | |
| Information | [Type= discrete] [Format=character] [Missing=*] | | |
| Statistics [NW/ W] | [Valid=22 /-] [Invalid=0 /-] | | |

| | |
|---|---|
| # dm_source_7: From where / how did you hear about DREAMS? | |
| Information | [Type= discrete] [Format=character] [Missing=*] |
| Statistics [NW/ W] | [Valid=5 /-] [Invalid=0 /-] |
| # dm_source_8: From where / how did you hear about DREAMS? | |
| Information | [Type= discrete] [Format=character] [Missing=*] |
| Statistics [NW/ W] | [Valid=19 /-] [Invalid=0 /-] |
| # dm_source_9: From where / how did you hear about DREAMS? | |
| Information | [Type= discrete] [Format=character] [Missing=*] |
| Statistics [NW/ W] | [Valid=45 /-] [Invalid=0 /-] |
| # dm_source_96: From where / how did you hear about DREAMS? | |
| Information | [Type= discrete] [Format=character] [Missing=*] |
| Statistics [NW/ W] | [Valid=20 /-] [Invalid=0 /-] |
| # dm_source_other: Other, please specify from where / how did you hear about DREAMS? | |
| Information | [Type= discrete] [Format=character] [Missing=*] |
| Statistics [NW/ W] | [Valid=20 /-] [Invalid=0 /-] |
| # dm_have_dreamsid: Do you have a DREAMS identifier? It could be a reference number, ID or code? | |
| Information | [Type= continuous] [Format=numeric] [Range= 1-98] [Missing=*] |
| Statistics [NW/ W] | [Valid=491 /-] [Invalid=36401 /-] [Mean=2.536 /-] [StdDev=7.367 /-] |

| | | | |
|---|---|-------|------------------------------|
| # dm_willingprovideid: Are you willing to share your DREAMS ID [number or identifier] with us? We would | | | |
| Information | [Type= discrete] [Format=numeric] [Range= 0-98] [Missing=*] | | |
| Statistics [NW/ W] | [Valid=23 /-] [Invalid=36869 /-] | | |
| Value | Label | Cases | Percentage |
| 0 | No, I have never had it | 0 | |
| 1 | Yes | 6 | <div><div></div></div> 26.1% |
| 2 | No | 17 | <div><div></div></div> 73.9% |
| 3 | Yes, but not sure about the exact age | 0 | |
| 93 | Prefer not to answer | 0 | |
| 95 | Not had sex with this partner in the last 4 weeks | 0 | |
| 98 | Don't know | 0 | |
| Sysmiss | | 36869 | |
| Warning: these figures indicate the number of cases found in the data file. They cannot be interpreted as summary statistics of the population of interest. | | | |
| # dm_dreamsid: DREAMS ID | | | |
| Information | [Type= discrete] [Format=character] [Missing=*] | | |
| Statistics [NW/ W] | [Valid=6 /-] [Invalid=0 /-] | | |
| # dm_aware_safespace_prog: Are you aware of the following service / program? Safe Spaces for girls/young wo | | | |
| Information | [Type= discrete] [Format=numeric] [Range= 0-98] [Missing=*] | | |
| Statistics [NW/ W] | [Valid=1295 /-] [Invalid=35597 /-] | | |
| Value | Label | Cases | Percentage |
| 0 | No, I have never had it | 0 | |
| 1 | Yes | 83 | <div><div></div></div> 6.4% |
| 2 | No | 1192 | <div><div></div></div> 92.0% |
| 3 | Yes, but not sure about the exact age | 0 | |
| 93 | Prefer not to answer | 20 | <div><div></div></div> 1.5% |
| 95 | Not had sex with this partner in the last 4 weeks | 0 | |
| 98 | Don't know | 0 | |
| Sysmiss | | 35597 | |
| Warning: these figures indicate the number of cases found in the data file. They cannot be interpreted as summary statistics of the population of interest. | | | |
| # dm_partic_safespace_prog: Did you participate in this service / program? Safe Spaces | | | |
| Information | [Type= discrete] [Format=numeric] [Range= 0-98] [Missing=*] | | |
| Statistics [NW/ W] | [Valid=84 /-] [Invalid=36808 /-] | | |
| Value | Label | Cases | Percentage |
| 0 | No, I have never had it | 0 | |
| 1 | Yes | 29 | <div><div></div></div> 34.5% |
| 2 | No | 55 | <div><div></div></div> 65.5% |
| 3 | Yes, but not sure about the exact age | 0 | |
| 93 | Prefer not to answer | 0 | |
| 95 | Not had sex with this partner in the last 4 weeks | 0 | |
| 98 | Don't know | 0 | |
| Sysmiss | | 36808 | |
| Warning: these figures indicate the number of cases found in the data file. They cannot be interpreted as summary statistics of the population of interest. | | | |
| # dm_partic_safespace_12mts: Did you participate in this service / program in the last 12 months? Safe Spaces | | | |
| Information | [Type= discrete] [Format=numeric] [Range= 0-98] [Missing=*] | | |

| # dm_partic_safespace_12mts: Did you participate in this service / program in the last 12 months? Safe Spaces | | | |
|---|---|---|------------------------------|
| Statistics [NW/ W] | | [Valid=29 /-] [Invalid=36863 /-] | |
| Value | Label | Cases | Percentage |
| 0 | No, I have never had it | 0 | |
| 1 | Yes | 21 | <div><div></div></div> 72.4% |
| 2 | No | 8 | <div><div></div></div> 27.6% |
| 3 | Yes, but not sure about the exact age | 0 | |
| 93 | Prefer not to answer | 0 | |
| 95 | Not had sex with this partner in the last 4 weeks | 0 | |
| 98 | Don't know | 0 | |
| Sysmiss | | 36863 | |
| Warning: these figures indicate the number of cases found in the data file. They cannot be interpreted as summary statistics of the population of interest. | | | |
| # dm_safespace_wasdreams: Was this a DREAMS service / program? Safe Spaces | | | |
| Information | | [Type= discrete] [Format=numeric] [Range= 0-98] [Missing=*] | |
| Statistics [NW/ W] | | [Valid=21 /-] [Invalid=36871 /-] | |
| Value | Label | Cases | Percentage |
| 0 | No, I have never had it | 0 | |
| 1 | Yes | 10 | <div><div></div></div> 47.6% |
| 2 | No | 11 | <div><div></div></div> 52.4% |
| 3 | Yes, but not sure about the exact age | 0 | |
| 93 | Prefer not to answer | 0 | |
| 95 | Not had sex with this partner in the last 4 weeks | 0 | |
| 98 | Don't know | 0 | |
| Sysmiss | | 36871 | |
| Warning: these figures indicate the number of cases found in the data file. They cannot be interpreted as summary statistics of the population of interest. | | | |
| # dm_org_safespace_prog: Where / from which organisation was it provided? Safe Spaces | | | |
| Information | | [Type= discrete] [Format=numeric] [Range= 1-98] [Missing=*] | |
| Statistics [NW/ W] | | [Valid=21 /-] [Invalid=36871 /-] | |
| Value | Label | Cases | Percentage |
| 1 | DoH | 0 | |
| 2 | Private Doctor | 0 | |
| 3 | Pharmacy | 0 | |
| 4 | Africa Centre / AHRI | 1 | <div><div></div></div> 4.8% |
| 5 | FHI 360 | 0 | |
| 6 | Humana People to People South Africa (HPPSA) | 0 | |
| 7 | Hope International | 0 | |
| 8 | NACOSA | 0 | |
| 9 | EDI | 3 | <div><div></div></div> 14.3% |
| 10 | Ezibayeni | 0 | |
| 11 | Unyezi | 0 | |
| 12 | Isikondlakondla | 9 | <div><div></div></div> 42.9% |
| 13 | MatCH | 0 | |
| 14 | FPD | 0 | |
| 15 | AFSA | 0 | |
| 16 | TB/HIV Care Association | 0 | |

| # dm_org_safespace_prog: Where / from which organisation was it provided? Safe Spaces | | | |
|---|---|-------|------------------------------|
| Value | Label | Cases | Percentage |
| 17 | DoE | 2 | <div><div></div></div> 9.5% |
| 18 | Mpilonhle | 0 | |
| 19 | Star for Life | 0 | |
| 96 | Other, specify | 6 | <div><div></div></div> 28.6% |
| 98 | Don't know | 0 | |
| Sysmiss | | 36871 | |
| Warning: these figures indicate the number of cases found in the data file. They cannot be interpreted as summary statistics of the population of interest. | | | |
| # dm_org_safespace_oth: Please specify details of the other organization. Safe Spaces | | | |
| Information | [Type= discrete] [Format=character] [Missing=*] | | |
| Statistics [NW/ W] | [Valid=6 /-] [Invalid=0 /-] | | |
| # dm_aware_mentor_prog: Are you aware of the following service / program? Mentor Program | | | |
| Information | [Type= discrete] [Format=numeric] [Range= 0-98] [Missing=*] | | |
| Statistics [NW/ W] | [Valid=2208 /-] [Invalid=34684 /-] | | |
| Value | Label | Cases | Percentage |
| 0 | No, I have never had it | 0 | |
| 1 | Yes | 80 | <div><div></div></div> 3.6% |
| 2 | No | 2087 | <div><div></div></div> 94.5% |
| 3 | Yes, but not sure about the exact age | 0 | |
| 93 | Prefer not to answer | 41 | <div><div></div></div> 1.9% |
| 95 | Not had sex with this partner in the last 4 weeks | 0 | |
| 98 | Don't know | 0 | |
| Sysmiss | | 34684 | |
| Warning: these figures indicate the number of cases found in the data file. They cannot be interpreted as summary statistics of the population of interest. | | | |
| # dm_partic_mentor_prog: Did you participate in this service / program? Mentor Program | | | |
| Information | [Type= discrete] [Format=numeric] [Range= 0-98] [Missing=*] | | |
| Statistics [NW/ W] | [Valid=80 /-] [Invalid=36812 /-] | | |
| Value | Label | Cases | Percentage |
| 0 | No, I have never had it | 0 | |
| 1 | Yes | 12 | <div><div></div></div> 15.0% |
| 2 | No | 68 | <div><div></div></div> 85.0% |
| 3 | Yes, but not sure about the exact age | 0 | |
| 93 | Prefer not to answer | 0 | |
| 95 | Not had sex with this partner in the last 4 weeks | 0 | |
| 98 | Don't know | 0 | |
| Sysmiss | | 36812 | |
| Warning: these figures indicate the number of cases found in the data file. They cannot be interpreted as summary statistics of the population of interest. | | | |
| # dm_partic_mentor_12mts: Did you participate in this service / program in the last 12 months? Mentor Prog | | | |
| Information | [Type= discrete] [Format=numeric] [Range= 0-98] [Missing=*] | | |
| Statistics [NW/ W] | [Valid=12 /-] [Invalid=36880 /-] | | |
| Value | Label | Cases | Percentage |
| 0 | No, I have never had it | 0 | |
| 1 | Yes | 3 | <div><div></div></div> 25.0% |

| # dm_partic_mentor_12mts: Did you participate in this service / program in the last 12 months? Mentor Prog | | | |
|---|---|-------|------------|
| Value | Label | Cases | Percentage |
| 2 | No | 9 | 75.0% |
| 3 | Yes, but not sure about the exact age | 0 | |
| 93 | Prefer not to answer | 0 | |
| 95 | Not had sex with this partner in the last 4 weeks | 0 | |
| 98 | Don't know | 0 | |
| Sysmiss | | 36880 | |
| Warning: these figures indicate the number of cases found in the data file. They cannot be interpreted as summary statistics of the population of interest. | | | |
| # dm_mentor_wasdreams: Was this a DREAMS service / program? Mentor Program | | | |
| Information | [Type= discrete] [Format=numeric] [Range= 0-98] [Missing=*] | | |
| Statistics [NW/ W] | [Valid=3 /-] [Invalid=36889 /-] | | |
| Value | Label | Cases | Percentage |
| 0 | No, I have never had it | 0 | |
| 1 | Yes | 2 | 66.7% |
| 2 | No | 1 | 33.3% |
| 3 | Yes, but not sure about the exact age | 0 | |
| 93 | Prefer not to answer | 0 | |
| 95 | Not had sex with this partner in the last 4 weeks | 0 | |
| 98 | Don't know | 0 | |
| Sysmiss | | 36889 | |
| Warning: these figures indicate the number of cases found in the data file. They cannot be interpreted as summary statistics of the population of interest. | | | |
| # dm_org_mentor_prog: Where / from which organisation was it provided? Mentor Program | | | |
| Information | [Type= discrete] [Format=numeric] [Range= 1-98] [Missing=*] | | |
| Statistics [NW/ W] | [Valid=3 /-] [Invalid=36889 /-] | | |
| Value | Label | Cases | Percentage |
| 1 | DoH | 0 | |
| 2 | Private Doctor | 0 | |
| 3 | Pharmacy | 0 | |
| 4 | Africa Centre / AHRI | 0 | |
| 5 | FHI 360 | 0 | |
| 6 | Humana People to People South Africa (HPPSA) | 0 | |
| 7 | Hope International | 0 | |
| 8 | NACOSA | 0 | |
| 9 | EDI | 0 | |
| 10 | Ezibayeni | 0 | |
| 11 | Unyezi | 0 | |
| 12 | Isikondlakondla | 1 | 33.3% |
| 13 | MatCH | 0 | |
| 14 | FPD | 0 | |
| 15 | AFSA | 0 | |
| 16 | TB/HIV Care Association | 0 | |
| 17 | DoE | 1 | 33.3% |
| 18 | Mpilonhle | 0 | |
| 19 | Star for Life | 0 | |
| 96 | Other, specify | 1 | 33.3% |

| # dm_org_mentor_prog: Where / from which organisation was it provided? Mentor Program | | | |
|---|---|-------|-----------------------------|
| Value | Label | Cases | Percentage |
| 98 | Don't know | 0 | |
| Sysmiss | | 36889 | |
| Warning: these figures indicate the number of cases found in the data file. They cannot be interpreted as summary statistics of the population of interest. | | | |
| # dm_org_mentor_oth: Please specify details of the other organization. Mentor Program | | | |
| Information | [Type= discrete] [Format=character] [Missing=*] | | |
| Statistics [NW/ W] | [Valid=1 /-] [Invalid=0 /-] | | |
| # dm_aware_socassets_prog: Are you aware of the following service / program? Social Assets programs | | | |
| Information | [Type= discrete] [Format=numeric] [Range= 0-98] [Missing=*] | | |
| Statistics [NW/ W] | [Valid=2210 /-] [Invalid=34682 /-] | | |
| Value | Label | Cases | Percentage |
| 0 | No, I have never had it | 0 | |
| 1 | Yes | 92 | <div><div></div>4.2%</div> |
| 2 | No | 2073 | <div><div></div>93.8%</div> |
| 3 | Yes, but not sure about the exact age | 0 | |
| 93 | Prefer not to answer | 45 | <div><div></div>2.0%</div> |
| 95 | Not had sex with this partner in the last 4 weeks | 0 | |
| 98 | Don't know | 0 | |
| Sysmiss | | 34682 | |
| Warning: these figures indicate the number of cases found in the data file. They cannot be interpreted as summary statistics of the population of interest. | | | |
| # dm_partic_socassets_prog: Did you participate in this service / program? Social Assets programs | | | |
| Information | [Type= discrete] [Format=numeric] [Range= 0-98] [Missing=*] | | |
| Statistics [NW/ W] | [Valid=92 /-] [Invalid=36800 /-] | | |
| Value | Label | Cases | Percentage |
| 0 | No, I have never had it | 0 | |
| 1 | Yes | 16 | <div><div></div>17.4%</div> |
| 2 | No | 76 | <div><div></div>82.6%</div> |
| 3 | Yes, but not sure about the exact age | 0 | |
| 93 | Prefer not to answer | 0 | |
| 95 | Not had sex with this partner in the last 4 weeks | 0 | |
| 98 | Don't know | 0 | |
| Sysmiss | | 36800 | |
| Warning: these figures indicate the number of cases found in the data file. They cannot be interpreted as summary statistics of the population of interest. | | | |
| # dm_partic_socassets_12mts: Did you participate in this service / program in the last 12 months? Social Asse | | | |
| Information | [Type= discrete] [Format=numeric] [Range= 0-98] [Missing=*] | | |
| Statistics [NW/ W] | [Valid=16 /-] [Invalid=36876 /-] | | |
| Value | Label | Cases | Percentage |
| 0 | No, I have never had it | 0 | |
| 1 | Yes | 9 | <div><div></div>56.2%</div> |
| 2 | No | 7 | <div><div></div>43.8%</div> |
| 3 | Yes, but not sure about the exact age | 0 | |
| 93 | Prefer not to answer | 0 | |
| 95 | Not had sex with this partner in the last 4 weeks | 0 | |

| # dm_partic_socassets_12mts: Did you participate in this service / program in the last 12 months? Social Asse | | | |
|---|---|-------|-------------------|
| Value | Label | Cases | Percentage |
| 98 | Don't know | 0 | |
| Sysmiss | | 36876 | |
| Warning: these figures indicate the number of cases found in the data file. They cannot be interpreted as summary statistics of the population of interest. | | | |
| # dm_socassets_wasdreams: Was this a DREAMS service / program? Social Assets programs | | | |
| Information | [Type= discrete] [Format=numeric] [Range= 0-98] [Missing=*] | | |
| Statistics [NW/ W] | [Valid=9 /-] [Invalid=36883 /-] | | |
| Value | Label | Cases | Percentage |
| 0 | No, I have never had it | 0 | |
| 1 | Yes | 2 | <div></div> 22.2% |
| 2 | No | 6 | <div></div> 66.7% |
| 3 | Yes, but not sure about the exact age | 0 | |
| 93 | Prefer not to answer | 0 | |
| 95 | Not had sex with this partner in the last 4 weeks | 0 | |
| 98 | Don't know | 1 | <div></div> 11.1% |
| Sysmiss | | 36883 | |
| Warning: these figures indicate the number of cases found in the data file. They cannot be interpreted as summary statistics of the population of interest. | | | |
| # dm_org_socassets_prog: Where / from which organisation was it provided? Social Assets programs | | | |
| Information | [Type= discrete] [Format=numeric] [Range= 1-98] [Missing=*] | | |
| Statistics [NW/ W] | [Valid=8 /-] [Invalid=36884 /-] | | |
| Value | Label | Cases | Percentage |
| 1 | DoH | 0 | |
| 2 | Private Doctor | 0 | |
| 3 | Pharmacy | 0 | |
| 4 | Africa Centre / AHRI | 0 | |
| 5 | FHI 360 | 0 | |
| 6 | Humana People to People South Africa (HPPSA) | 0 | |
| 7 | Hope International | 0 | |
| 8 | NACOSA | 0 | |
| 9 | EDI | 0 | |
| 10 | Ezibayeni | 0 | |
| 11 | Unyezi | 0 | |
| 12 | Isikondlakondla | 4 | <div></div> 50.0% |
| 13 | MatCH | 0 | |
| 14 | FPD | 0 | |
| 15 | AFSA | 0 | |
| 16 | TB/HIV Care Association | 1 | <div></div> 12.5% |
| 17 | DoE | 2 | <div></div> 25.0% |
| 18 | Mpilonhle | 0 | |
| 19 | Star for Life | 0 | |
| 96 | Other, specify | 1 | <div></div> 12.5% |
| 98 | Don't know | 0 | |
| Sysmiss | | 36884 | |
| Warning: these figures indicate the number of cases found in the data file. They cannot be interpreted as summary statistics of the population of interest. | | | |

| # dm_org_socassets_oth: Please specify details of the other organization. Social Assets programs | | | |
|---|---|-------|------------------------------|
| Information | [Type= discrete] [Format=character] [Missing=*] | | |
| Statistics [NW/ W] | [Valid=1 -/] [Invalid=0 -/] | | |
| # dm_aware_hivtest_prog: Are you aware of the following service / program? Facility based HIV testing | | | |
| Information | [Type= discrete] [Format=numeric] [Range= 0-98] [Missing=*] | | |
| Statistics [NW/ W] | [Valid=7463 -/] [Invalid=29429 -/] | | |
| Value | Label | Cases | Percentage |
| 0 | No, I have never had it | 0 | |
| 1 | Yes | 1148 | <div><div></div></div> 15.4% |
| 2 | No | 6114 | <div><div></div></div> 81.9% |
| 3 | Yes, but not sure about the exact age | 0 | |
| 93 | Prefer not to answer | 201 | <div><div></div></div> 2.7% |
| 95 | Not had sex with this partner in the last 4 weeks | 0 | |
| 98 | Don't know | 0 | |
| Sysmiss | | 29429 | |
| Warning: these figures indicate the number of cases found in the data file. They cannot be interpreted as summary statistics of the population of interest. | | | |
| # dm_partic_hivtest_prog: Did you participate in this service / program? Facility based HIV testing | | | |
| Information | [Type= discrete] [Format=numeric] [Range= 0-98] [Missing=*] | | |
| Statistics [NW/ W] | [Valid=1150 -/] [Invalid=35742 -/] | | |
| Value | Label | Cases | Percentage |
| 0 | No, I have never had it | 0 | |
| 1 | Yes | 660 | <div><div></div></div> 57.4% |
| 2 | No | 487 | <div><div></div></div> 42.3% |
| 3 | Yes, but not sure about the exact age | 0 | |
| 93 | Prefer not to answer | 1 | <div><div></div></div> 0.1% |
| 95 | Not had sex with this partner in the last 4 weeks | 0 | |
| 98 | Don't know | 2 | <div><div></div></div> 0.2% |
| Sysmiss | | 35742 | |
| Warning: these figures indicate the number of cases found in the data file. They cannot be interpreted as summary statistics of the population of interest. | | | |
| # dm_partic_hivtest_12mts: Did you participate in this service / program in the last 12 months? Facility ba | | | |
| Information | [Type= discrete] [Format=numeric] [Range= 0-98] [Missing=*] | | |
| Statistics [NW/ W] | [Valid=661 -/] [Invalid=36231 -/] | | |
| Value | Label | Cases | Percentage |
| 0 | No, I have never had it | 0 | |
| 1 | Yes | 344 | <div><div></div></div> 52.0% |
| 2 | No | 312 | <div><div></div></div> 47.2% |
| 3 | Yes, but not sure about the exact age | 0 | |
| 93 | Prefer not to answer | 1 | <div><div></div></div> 0.2% |
| 95 | Not had sex with this partner in the last 4 weeks | 0 | |
| 98 | Don't know | 4 | <div><div></div></div> 0.6% |
| Sysmiss | | 36231 | |
| Warning: these figures indicate the number of cases found in the data file. They cannot be interpreted as summary statistics of the population of interest. | | | |
| # dm_hivtest_wasdreams: Was this a DREAMS service / program? Facility based HIV testing | | | |
| Information | [Type= discrete] [Format=numeric] [Range= 0-98] [Missing=*] | | |

| # dm_hivtest_wasdreams: Was this a DREAMS service / program? Facility based HIV testing | | | |
|---|---|---|------------------------------|
| Statistics [NW/ W] | | [Valid=344 /-] [Invalid=36548 /-] | |
| Value | Label | Cases | Percentage |
| 0 | No, I have never had it | 0 | |
| 1 | Yes | 10 | <div><div></div></div> 2.9% |
| 2 | No | 233 | <div><div></div></div> 67.7% |
| 3 | Yes, but not sure about the exact age | 0 | |
| 93 | Prefer not to answer | 1 | <div><div></div></div> 0.3% |
| 95 | Not had sex with this partner in the last 4 weeks | 0 | |
| 98 | Don't know | 100 | <div><div></div></div> 29.1% |
| Sysmiss | | 36548 | |
| Warning: these figures indicate the number of cases found in the data file. They cannot be interpreted as summary statistics of the population of interest. | | | |
| # dm_org_hivtest_prog: Where / from which organisation was it provided? Facility based HIV testing | | | |
| Information | | [Type= discrete] [Format=numeric] [Range= 1-98] [Missing=*] | |
| Statistics [NW/ W] | | [Valid=243 /-] [Invalid=36649 /-] | |
| Value | Label | Cases | Percentage |
| 1 | DoH | 223 | <div><div></div></div> 91.8% |
| 2 | Private Doctor | 4 | <div><div></div></div> 1.6% |
| 3 | Pharmacy | 0 | |
| 4 | Africa Centre / AHRI | 2 | <div><div></div></div> 0.8% |
| 5 | FHI 360 | 0 | |
| 6 | Humana People to People South Africa (HPPSA) | 4 | <div><div></div></div> 1.6% |
| 7 | Hope International | 0 | |
| 8 | NACOSA | 0 | |
| 9 | EDI | 2 | <div><div></div></div> 0.8% |
| 10 | Ezibayeni | 0 | |
| 11 | Unyezi | 0 | |
| 12 | Isikondlakondla | 3 | <div><div></div></div> 1.2% |
| 13 | MatCH | 1 | <div><div></div></div> 0.4% |
| 14 | FPD | 0 | |
| 15 | AFSA | 0 | |
| 16 | TB/HIV Care Association | 0 | |
| 17 | DoE | 1 | <div><div></div></div> 0.4% |
| 18 | Mpilonhle | 0 | |
| 19 | Star for Life | 0 | |
| 96 | Other, specify | 3 | <div><div></div></div> 1.2% |
| 98 | Don't know | 0 | |
| Sysmiss | | 36649 | |
| Warning: these figures indicate the number of cases found in the data file. They cannot be interpreted as summary statistics of the population of interest. | | | |
| # dm_org_hivtest_oth: Please specify details of the other organization. Facility based HIV testing | | | |
| Information | | [Type= discrete] [Format=character] [Missing=*] | |
| Statistics [NW/ W] | | [Valid=3 /-] [Invalid=0 /-] | |
| # dm_aware_mobiletest_prog: Are you aware of the following service / program? Mobile clinic HIV testing | | | |
| Information | | [Type= discrete] [Format=numeric] [Range= 0-98] [Missing=*] | |
| Statistics [NW/ W] | | [Valid=7465 /-] [Invalid=29427 /-] | |

| # dm_aware_mobiletest_prog: Are you aware of the following service / program? Mobile clinic HIV testing | | | |
|---|---|---|------------------------------|
| Value | Label | Cases | Percentage |
| 0 | No, I have never had it | 0 | |
| 1 | Yes | 2273 | <div><div></div></div> 30.4% |
| 2 | No | 4997 | <div><div></div></div> 66.9% |
| 3 | Yes, but not sure about the exact age | 0 | |
| 93 | Prefer not to answer | 195 | <div><div></div></div> 2.6% |
| 95 | Not had sex with this partner in the last 4 weeks | 0 | |
| 98 | Don't know | 0 | |
| Sysmiss | | 29427 | |
| Warning: these figures indicate the number of cases found in the data file. They cannot be interpreted as summary statistics of the population of interest. | | | |
| # dm_partic_mobiletest_prog: Did you participate in this service / program? Mobile clinic HIV testing | | | |
| Information | | [Type= discrete] [Format=numeric] [Range= 0-98] [Missing=*] | |
| Statistics [NW/ W] | | [Valid=2276 /-] [Invalid=34616 /-] | |
| Value | Label | Cases | Percentage |
| 0 | No, I have never had it | 0 | |
| 1 | Yes | 654 | <div><div></div></div> 28.7% |
| 2 | No | 1621 | <div><div></div></div> 71.2% |
| 3 | Yes, but not sure about the exact age | 0 | |
| 93 | Prefer not to answer | 1 | <div><div></div></div> 0.0% |
| 95 | Not had sex with this partner in the last 4 weeks | 0 | |
| 98 | Don't know | 0 | |
| Sysmiss | | 34616 | |
| Warning: these figures indicate the number of cases found in the data file. They cannot be interpreted as summary statistics of the population of interest. | | | |
| # dm_partic_mobiletest_12mts: Did you participate in this service / program in the last 12 months? Mobile clin | | | |
| Information | | [Type= discrete] [Format=numeric] [Range= 0-98] [Missing=*] | |
| Statistics [NW/ W] | | [Valid=654 /-] [Invalid=36238 /-] | |
| Value | Label | Cases | Percentage |
| 0 | No, I have never had it | 0 | |
| 1 | Yes | 301 | <div><div></div></div> 46.0% |
| 2 | No | 346 | <div><div></div></div> 52.9% |
| 3 | Yes, but not sure about the exact age | 0 | |
| 93 | Prefer not to answer | 0 | |
| 95 | Not had sex with this partner in the last 4 weeks | 0 | |
| 98 | Don't know | 7 | <div><div></div></div> 1.1% |
| Sysmiss | | 36238 | |
| Warning: these figures indicate the number of cases found in the data file. They cannot be interpreted as summary statistics of the population of interest. | | | |
| # dm_mobiletest_wasdreams: Where / from which organisation was it provided? Mobile clinic HIV testing | | | |
| Information | | [Type= discrete] [Format=numeric] [Range= 0-98] [Missing=*] | |
| Statistics [NW/ W] | | [Valid=301 /-] [Invalid=36591 /-] | |
| Value | Label | Cases | Percentage |
| 0 | No, I have never had it | 0 | |
| 1 | Yes | 13 | <div><div></div></div> 4.3% |
| 2 | No | 209 | <div><div></div></div> 69.4% |
| 3 | Yes, but not sure about the exact age | 0 | |

| # dm_mobiletest_wasdreams: Where / from which organisation was it provided? Mobile clinic HIV testing | | | |
|---|---|-------|------------|
| Value | Label | Cases | Percentage |
| 93 | Prefer not to answer | 2 | 0.7% |
| 95 | Not had sex with this partner in the last 4 weeks | 0 | |
| 98 | Don't know | 77 | 25.6% |
| Sysmiss | | 36591 | |
| Warning: these figures indicate the number of cases found in the data file. They cannot be interpreted as summary statistics of the population of interest. | | | |
| # dm_org_mobiletest_prog: Was this a DREAMS service / program? Mobile clinic HIV testing | | | |
| Information | [Type= discrete] [Format=numeric] [Range= 1-98] [Missing=*] | | |
| Statistics [NW/ W] | [Valid=222 /-] [Invalid=36670 /-] | | |
| Value | Label | Cases | Percentage |
| 1 | DoH | 191 | 86.0% |
| 2 | Private Doctor | 2 | 0.9% |
| 3 | Pharmacy | 0 | |
| 4 | Africa Centre / AHRI | 8 | 3.6% |
| 5 | FHI 360 | 2 | 0.9% |
| 6 | Humana People to People South Africa (HPPSA) | 1 | 0.5% |
| 7 | Hope International | 0 | |
| 8 | NACOSA | 1 | 0.5% |
| 9 | EDI | 1 | 0.5% |
| 10 | Ezibayeni | 0 | |
| 11 | Unyezi | 0 | |
| 12 | Isikondlakondla | 6 | 2.7% |
| 13 | MatCH | 1 | 0.5% |
| 14 | FPD | 0 | |
| 15 | AFSA | 0 | |
| 16 | TB/HIV Care Association | 1 | 0.5% |
| 17 | DoE | 2 | 0.9% |
| 18 | Mpilonhle | 0 | |
| 19 | Star for Life | 0 | |
| 96 | Other, specify | 6 | 2.7% |
| 98 | Don't know | 0 | |
| Sysmiss | | 36670 | |
| Warning: these figures indicate the number of cases found in the data file. They cannot be interpreted as summary statistics of the population of interest. | | | |
| # dm_org_mobiletest_oth: Please specify details of the other organization. Mobile clinic HIV testing | | | |
| Information | [Type= discrete] [Format=character] [Missing=*] | | |
| Statistics [NW/ W] | [Valid=6 /-] [Invalid=0 /-] | | |
| # dm_aware_hometest_prog: Are you aware of the following service / program? HIV Testing at Home | | | |
| Information | [Type= discrete] [Format=numeric] [Range= 0-98] [Missing=*] | | |
| Statistics [NW/ W] | [Valid=7465 /-] [Invalid=29427 /-] | | |
| Value | Label | Cases | Percentage |
| 0 | No, I have never had it | 0 | |
| 1 | Yes | 1676 | 22.5% |
| 2 | No | 5587 | 74.8% |
| 3 | Yes, but not sure about the exact age | 0 | |

| # dm_aware_hometest_prog: Are you aware of the following service / program? HIV Testing at Home | | | |
|---|---|-------|------------------------------|
| Value | Label | Cases | Percentage |
| 93 | Prefer not to answer | 202 | <div><div></div></div> 2.7% |
| 95 | Not had sex with this partner in the last 4 weeks | 0 | |
| 98 | Don't know | 0 | |
| Sysmiss | | 29427 | |
| Warning: these figures indicate the number of cases found in the data file. They cannot be interpreted as summary statistics of the population of interest. | | | |
| # dm_partic_hometest_prog: Did you participate in this service / program? HIV Testing at Home | | | |
| Information | [Type= discrete] [Format=numeric] [Range= 0-98] [Missing=*] | | |
| Statistics [NW/ W] | [Valid=1680 /-] [Invalid=35212 /-] | | |
| Value | Label | Cases | Percentage |
| 0 | No, I have never had it | 0 | |
| 1 | Yes | 627 | <div><div></div></div> 37.3% |
| 2 | No | 1048 | <div><div></div></div> 62.4% |
| 3 | Yes, but not sure about the exact age | 0 | |
| 93 | Prefer not to answer | 0 | |
| 95 | Not had sex with this partner in the last 4 weeks | 0 | |
| 98 | Don't know | 5 | <div><div></div></div> 0.3% |
| Sysmiss | | 35212 | |
| Warning: these figures indicate the number of cases found in the data file. They cannot be interpreted as summary statistics of the population of interest. | | | |
| # dm_partic_hometest_12mts: Did you participate in this service / program in the last 12 months? HIV Testing | | | |
| Information | [Type= discrete] [Format=numeric] [Range= 0-98] [Missing=*] | | |
| Statistics [NW/ W] | [Valid=628 /-] [Invalid=36264 /-] | | |
| Value | Label | Cases | Percentage |
| 0 | No, I have never had it | 0 | |
| 1 | Yes | 359 | <div><div></div></div> 57.2% |
| 2 | No | 212 | <div><div></div></div> 33.8% |
| 3 | Yes, but not sure about the exact age | 0 | |
| 93 | Prefer not to answer | 0 | |
| 95 | Not had sex with this partner in the last 4 weeks | 0 | |
| 98 | Don't know | 57 | <div><div></div></div> 9.1% |
| Sysmiss | | 36264 | |
| Warning: these figures indicate the number of cases found in the data file. They cannot be interpreted as summary statistics of the population of interest. | | | |
| # dm_hometest_wasdreams: Was this a DREAMS service / program? HIV Testing at Home | | | |
| Information | [Type= discrete] [Format=numeric] [Range= 0-98] [Missing=*] | | |
| Statistics [NW/ W] | [Valid=361 /-] [Invalid=36531 /-] | | |
| Value | Label | Cases | Percentage |
| 0 | No, I have never had it | 0 | |
| 1 | Yes | 14 | <div><div></div></div> 3.9% |
| 2 | No | 323 | <div><div></div></div> 89.5% |
| 3 | Yes, but not sure about the exact age | 0 | |
| 93 | Prefer not to answer | 2 | <div><div></div></div> 0.6% |
| 95 | Not had sex with this partner in the last 4 weeks | 0 | |
| 98 | Don't know | 22 | <div><div></div></div> 6.1% |
| Sysmiss | | 36531 | |











| # dm_hometest_wasdreams: Was this a DREAMS service / program? HIV Testing at Home | | | |
|---|---|---|------------------------------|
| Warning: these figures indicate the number of cases found in the data file. They cannot be interpreted as summary statistics of the population of interest. | | | |
| # dm_org_hometest_prog: Where / from which organisation was it provided? HIV Testing at Home | | | |
| Information | | [Type= discrete] [Format=numeric] [Range= 1-98] [Missing=*] | |
| Statistics [NW/ W] | | [Valid=336 /-] [Invalid=36556 /-] | |
| Value | Label | Cases | Percentage |
| 1 | DoH | 51 | <div><div></div></div> 15.2% |
| 2 | Private Doctor | 1 | <div><div></div></div> 0.3% |
| 3 | Pharmacy | 0 | |
| 4 | Africa Centre / AHRI | 255 | <div><div></div></div> 75.9% |
| 5 | FHI 360 | 6 | <div><div></div></div> 1.8% |
| 6 | Humana People to People South Africa (HPPSA) | 11 | <div><div></div></div> 3.3% |
| 7 | Hope International | 0 | |
| 8 | NACOSA | 2 | <div><div></div></div> 0.6% |
| 9 | EDI | 0 | |
| 10 | Ezibayeni | 0 | |
| 11 | Unyezi | 0 | |
| 12 | Isikondlakondla | 0 | |
| 13 | MatCH | 0 | |
| 14 | FPD | 0 | |
| 15 | AFSA | 0 | |
| 16 | TB/HIV Care Association | 1 | <div><div></div></div> 0.3% |
| 17 | DoE | 1 | <div><div></div></div> 0.3% |
| 18 | Mpilonhle | 0 | |
| 19 | Star for Life | 0 | |
| 96 | Other, specify | 8 | <div><div></div></div> 2.4% |
| 98 | Don't know | 0 | |
| Sysmiss | | 36556 | |
| Warning: these figures indicate the number of cases found in the data file. They cannot be interpreted as summary statistics of the population of interest. | | | |
| # dm_org_hometest_oth: Please specify details of the other organization. HIV Testing at Home | | | |
| Information | | [Type= discrete] [Format=character] [Missing=*] | |
| Statistics [NW/ W] | | [Valid=8 /-] [Invalid=0 /-] | |
| # dm_aware_familytest_prog: Are you aware of the following service / program? Family testing | | | |
| Information | | [Type= discrete] [Format=numeric] [Range= 0-98] [Missing=*] | |
| Statistics [NW/ W] | | [Valid=7463 /-] [Invalid=29429 /-] | |
| Value | Label | Cases | Percentage |
| 0 | No, I have never had it | 0 | |
| 1 | Yes | 469 | <div><div></div></div> 6.3% |
| 2 | No | 6785 | <div><div></div></div> 90.9% |
| 3 | Yes, but not sure about the exact age | 0 | |
| 93 | Prefer not to answer | 209 | <div><div></div></div> 2.8% |
| 95 | Not had sex with this partner in the last 4 weeks | 0 | |
| 98 | Don't know | 0 | |
| Sysmiss | | 29429 | |
| Warning: these figures indicate the number of cases found in the data file. They cannot be interpreted as summary statistics of the population of interest. | | | |

| # dm_partic_familytest_prog: Did you participate in this service / program? Family testing | | | |
|---|---|-------|------------------------------|
| Information | [Type= discrete] [Format=numeric] [Range= 0-98] [Missing=*] | | |
| Statistics [NW/ W] | [Valid=469 /-] [Invalid=36423 /-] | | |
| Value | Label | Cases | Percentage |
| 0 | No, I have never had it | 0 | |
| 1 | Yes | 52 | <div><div></div></div> 11.1% |
| 2 | No | 412 | <div><div></div></div> 87.8% |
| 3 | Yes, but not sure about the exact age | 0 | |
| 93 | Prefer not to answer | 1 | <div><div></div></div> 0.2% |
| 95 | Not had sex with this partner in the last 4 weeks | 0 | |
| 98 | Don't know | 4 | <div><div></div></div> 0.9% |
| Sysmiss | | 36423 | |
| Warning: these figures indicate the number of cases found in the data file. They cannot be interpreted as summary statistics of the population of interest. | | | |
| # dm_partic_familytest_12mts: Did you participate in this service / program in the last 12 months? Family test | | | |
| Information | [Type= discrete] [Format=numeric] [Range= 0-98] [Missing=*] | | |
| Statistics [NW/ W] | [Valid=53 /-] [Invalid=36839 /-] | | |
| Value | Label | Cases | Percentage |
| 0 | No, I have never had it | 0 | |
| 1 | Yes | 15 | <div><div></div></div> 28.3% |
| 2 | No | 36 | <div><div></div></div> 67.9% |
| 3 | Yes, but not sure about the exact age | 0 | |
| 93 | Prefer not to answer | 0 | |
| 95 | Not had sex with this partner in the last 4 weeks | 0 | |
| 98 | Don't know | 2 | <div><div></div></div> 3.8% |
| Sysmiss | | 36839 | |
| Warning: these figures indicate the number of cases found in the data file. They cannot be interpreted as summary statistics of the population of interest. | | | |
| # dm_familytest_wasdreams: Was this a DREAMS service / program? Family testing | | | |
| Information | [Type= discrete] [Format=numeric] [Range= 0-98] [Missing=*] | | |
| Statistics [NW/ W] | [Valid=15 /-] [Invalid=36877 /-] | | |
| Value | Label | Cases | Percentage |
| 0 | No, I have never had it | 0 | |
| 1 | Yes | 2 | <div><div></div></div> 13.3% |
| 2 | No | 11 | <div><div></div></div> 73.3% |
| 3 | Yes, but not sure about the exact age | 0 | |
| 93 | Prefer not to answer | 0 | |
| 95 | Not had sex with this partner in the last 4 weeks | 0 | |
| 98 | Don't know | 2 | <div><div></div></div> 13.3% |
| Sysmiss | | 36877 | |
| Warning: these figures indicate the number of cases found in the data file. They cannot be interpreted as summary statistics of the population of interest. | | | |
| # dm_org_familytest_prog: Where / from which organisation was it provided? Family testing | | | |
| Information | [Type= discrete] [Format=numeric] [Range= 1-98] [Missing=*] | | |
| Statistics [NW/ W] | [Valid=13 /-] [Invalid=36879 /-] | | |
| Value | Label | Cases | Percentage |
| 1 | DoH | 8 | <div><div></div></div> 61.5% |

| # dm_org_familytest_prog: Where / from which organisation was it provided? Family testing | | | |
|---|---|-------|------------------------------|
| Value | Label | Cases | Percentage |
| 2 | Private Doctor | 0 | <div><div></div></div> 15.4% |
| 3 | Pharmacy | 0 | |
| 4 | Africa Centre / AHRI | 2 | |
| 5 | FHI 360 | 0 | |
| 6 | Humana People to People South Africa (HPPSA) | 0 | <div><div></div></div> 7.7% |
| 7 | Hope International | 0 | |
| 8 | NACOSA | 1 | |
| 9 | EDI | 2 | |
| 10 | Ezibayeni | 0 | <div><div></div></div> 15.4% |
| 11 | Unyezi | 0 | |
| 12 | Isikondlakondla | 0 | |
| 13 | MatCH | 0 | |
| 14 | FPD | 0 | |
| 15 | AFSA | 0 | |
| 16 | TB/HIV Care Association | 0 | |
| 17 | DoE | 0 | |
| 18 | Mpilonhle | 0 | |
| 19 | Star for Life | 0 | |
| 96 | Other, specify | 0 | |
| 98 | Don't know | 0 | |
| Sysmiss | | 36879 | |
| Warning: these figures indicate the number of cases found in the data file. They cannot be interpreted as summary statistics of the population of interest. | | | |
| # dm_org_familytest_oth: Please specify details of the other organization. Family testing | | | |
| Information | [Type= discrete] [Format=character] [Missing=*] | | |
| Statistics [NW/ W] | [Valid=0 /-] [Invalid=0 /-] | | |
| # dm_aware_selftest_prog: Are you aware of the following service / program? HIV Self testing | | | |
| Information | [Type= discrete] [Format=numeric] [Range= 0-98] [Missing=*] | | |
| Statistics [NW/ W] | [Valid=7465 /-] [Invalid=29427 /-] | | |
| Value | Label | Cases | Percentage |
| 0 | No, I have never had it | 0 | <div><div></div></div> 10.4% |
| 1 | Yes | 776 | |
| 2 | No | 6477 | <div><div></div></div> 86.8% |
| 3 | Yes, but not sure about the exact age | 0 | <div><div></div></div> 2.8% |
| 93 | Prefer not to answer | 212 | |
| 95 | Not had sex with this partner in the last 4 weeks | 0 | |
| 98 | Don't know | 0 | |
| Sysmiss | | 29427 | |
| Warning: these figures indicate the number of cases found in the data file. They cannot be interpreted as summary statistics of the population of interest. | | | |
| # dm_partic_selftest_prog: Did you participate in this service / program? HIV Self testing | | | |
| Information | [Type= discrete] [Format=numeric] [Range= 0-98] [Missing=*] | | |
| Statistics [NW/ W] | [Valid=776 /-] [Invalid=36116 /-] | | |
| Value | Label | Cases | Percentage |
| 0 | No, I have never had it | 0 | |

| # dm_partic_selftest_prog: Did you participate in this service / program? HIV Self testing | | | |
|---|---|-------|------------------------------|
| Value | Label | Cases | Percentage |
| 1 | Yes | 144 | <div><div></div></div> 18.6% |
| 2 | No | 627 | <div><div></div></div> 80.8% |
| 3 | Yes, but not sure about the exact age | 0 | |
| 93 | Prefer not to answer | 3 | <div><div></div></div> 0.4% |
| 95 | Not had sex with this partner in the last 4 weeks | 0 | |
| 98 | Don't know | 2 | <div><div></div></div> 0.3% |
| Sysmiss | | 36116 | |
| Warning: these figures indicate the number of cases found in the data file. They cannot be interpreted as summary statistics of the population of interest. | | | |
| # dm_partic_selftest_12mts: Did you participate in this service / program in the last 12 months? HIV Self te | | | |
| Information | [Type= discrete] [Format=numeric] [Range= 0-98] [Missing=*] | | |
| Statistics [NW/ W] | [Valid=144 /-] [Invalid=36748 /-] | | |
| Value | Label | Cases | Percentage |
| 0 | No, I have never had it | 0 | |
| 1 | Yes | 58 | <div><div></div></div> 40.3% |
| 2 | No | 83 | <div><div></div></div> 57.6% |
| 3 | Yes, but not sure about the exact age | 0 | |
| 93 | Prefer not to answer | 1 | <div><div></div></div> 0.7% |
| 95 | Not had sex with this partner in the last 4 weeks | 0 | |
| 98 | Don't know | 2 | <div><div></div></div> 1.4% |
| Sysmiss | | 36748 | |
| Warning: these figures indicate the number of cases found in the data file. They cannot be interpreted as summary statistics of the population of interest. | | | |
| # dm_selftest_wasdreams: Was this a DREAMS service / program? HIV Self testing | | | |
| Information | [Type= discrete] [Format=numeric] [Range= 0-98] [Missing=*] | | |
| Statistics [NW/ W] | [Valid=58 /-] [Invalid=36834 /-] | | |
| Value | Label | Cases | Percentage |
| 0 | No, I have never had it | 0 | |
| 1 | Yes | 8 | <div><div></div></div> 13.8% |
| 2 | No | 45 | <div><div></div></div> 77.6% |
| 3 | Yes, but not sure about the exact age | 0 | |
| 93 | Prefer not to answer | 4 | <div><div></div></div> 6.9% |
| 95 | Not had sex with this partner in the last 4 weeks | 0 | |
| 98 | Don't know | 1 | <div><div></div></div> 1.7% |
| Sysmiss | | 36834 | |
| Warning: these figures indicate the number of cases found in the data file. They cannot be interpreted as summary statistics of the population of interest. | | | |
| # dm_org_selftest_prog: Where / from which organisation was it provided? HIV Self testing | | | |
| Information | [Type= discrete] [Format=numeric] [Range= 1-98] [Missing=*] | | |
| Statistics [NW/ W] | [Valid=53 /-] [Invalid=36839 /-] | | |
| Value | Label | Cases | Percentage |
| 1 | DoH | 36 | <div><div></div></div> 67.9% |
| 2 | Private Doctor | 1 | <div><div></div></div> 1.9% |
| 3 | Pharmacy | 1 | <div><div></div></div> 1.9% |
| 4 | Africa Centre / AHRI | 4 | <div><div></div></div> 7.5% |
| 5 | FHI 360 | 1 | <div><div></div></div> 1.9% |

| # dm_org_selftest_prog: Where / from which organisation was it provided? HIV Self testing | | | |
|---|---|-------|------------|
| Value | Label | Cases | Percentage |
| 6 | Humana People to People South Africa (HPPSA) | 0 | |
| 7 | Hope International | 0 | |
| 8 | NACOSA | 0 | |
| 9 | EDI | 0 | |
| 10 | Ezibayeni | 0 | |
| 11 | Unyezi | 0 | |
| 12 | Isikondlakondla | 1 | 1.9% |
| 13 | MatCH | 0 | |
| 14 | FPD | 0 | |
| 15 | AFSA | 0 | |
| 16 | TB/HIV Care Association | 0 | |
| 17 | DoE | 2 | 3.8% |
| 18 | Mpilonhle | 0 | |
| 19 | Star for Life | 0 | |
| 96 | Other, specify | 7 | 13.2% |
| 98 | Don't know | 0 | |
| Sysmiss | | 36839 | |
| Warning: these figures indicate the number of cases found in the data file. They cannot be interpreted as summary statistics of the population of interest. | | | |
| # dm_org_selftest_oth: Please specify details of the other organization. HIV Self testing | | | |
| Information | [Type= discrete] [Format=character] [Missing=*] | | |
| Statistics [NW/ W] | [Valid=7 /-] [Invalid=0 /-] | | |

| # dm_aware_partest_prog: Are you aware of the following service / program? Partner testing | | | |
|---|---|-------|---|
| Information | [Type= discrete] [Format=numeric] [Range= 0-98] [Missing=*] | | |
| Statistics [NW/ W] | [Valid=7462 /-] [Invalid=29430 /-] | | |
| Value | Label | Cases | Percentage |
| 0 | No, I have never had it | 0 | |
| 1 | Yes | 1040 |  13.9% |
| 2 | No | 6202 |  83.1% |
| 3 | Yes, but not sure about the exact age | 0 | |
| 93 | Prefer not to answer | 220 |  2.9% |
| 95 | Not had sex with this partner in the last 4 weeks | 0 | |
| 98 | Don't know | 0 | |
| Sysmiss | | 29430 | |
| Warning: these figures indicate the number of cases found in the data file. They cannot be interpreted as summary statistics of the population of interest. | | | |
| # dm_partic_partest_prog: Did you participate in this service / program? Partner testing | | | |
| Information | [Type= discrete] [Format=numeric] [Range= 0-98] [Missing=*] | | |
| Statistics [NW/ W] | [Valid=1040 /-] [Invalid=35852 /-] | | |
| Value | Label | Cases | Percentage |
| 0 | No, I have never had it | 0 | |
| 1 | Yes | 157 |  15.1% |
| 2 | No | 881 |  84.7% |
| 3 | Yes, but not sure about the exact age | 0 | |
| 93 | Prefer not to answer | 1 |  0.1% |
| 95 | Not had sex with this partner in the last 4 weeks | 0 | |
| 98 | Don't know | 1 |  0.1% |
| Sysmiss | | 35852 | |
| Warning: these figures indicate the number of cases found in the data file. They cannot be interpreted as summary statistics of the population of interest. | | | |
| # dm_partic_partest_12mts: Did you participate in this service / program in the last 12 months? Partner tes | | | |
| Information | [Type= discrete] [Format=numeric] [Range= 0-98] [Missing=*] | | |
| Statistics [NW/ W] | [Valid=157 /-] [Invalid=36735 /-] | | |
| Value | Label | Cases | Percentage |
| 0 | No, I have never had it | 0 | |
| 1 | Yes | 60 |  38.2% |
| 2 | No | 93 |  59.2% |
| 3 | Yes, but not sure about the exact age | 0 | |
| 93 | Prefer not to answer | 0 | |
| 95 | Not had sex with this partner in the last 4 weeks | 0 | |
| 98 | Don't know | 4 |  2.5% |
| Sysmiss | | 36735 | |
| Warning: these figures indicate the number of cases found in the data file. They cannot be interpreted as summary statistics of the population of interest. | | | |
| # dm_partest_wasdreams: Was this a DREAMS service / program? Partner testing | | | |
| Information | [Type= discrete] [Format=numeric] [Range= 0-98] [Missing=*] | | |
| Statistics [NW/ W] | [Valid=60 /-] [Invalid=36832 /-] | | |
| Value | Label | Cases | Percentage |
| 0 | No, I have never had it | 0 | |

| # dm_partest_wasdreams: Was this a DREAMS service / program? Partner testing | | | |
|---|---|-------|------------------------------|
| Value | Label | Cases | Percentage |
| 1 | Yes | 2 | <div><div></div></div> 3.3% |
| 2 | No | 53 | <div><div></div></div> 88.3% |
| 3 | Yes, but not sure about the exact age | 0 | |
| 93 | Prefer not to answer | 1 | <div><div></div></div> 1.7% |
| 95 | Not had sex with this partner in the last 4 weeks | 0 | |
| 98 | Don't know | 4 | <div><div></div></div> 6.7% |
| Sysmiss | | 36832 | |
| Warning: these figures indicate the number of cases found in the data file. They cannot be interpreted as summary statistics of the population of interest. | | | |
| # dm_org_partest_prog: Where / from which organisation was it provided? Partner testing | | | |
| Information | [Type= discrete] [Format=numeric] [Range= 1-98] [Missing=*] | | |
| Statistics [NW/ W] | [Valid=55 /-] [Invalid=36837 /-] | | |
| Value | Label | Cases | Percentage |
| 1 | DoH | 50 | <div><div></div></div> 90.9% |
| 2 | Private Doctor | 2 | <div><div></div></div> 3.6% |
| 3 | Pharmacy | 0 | |
| 4 | Africa Centre / AHRI | 2 | <div><div></div></div> 3.6% |
| 5 | FHI 360 | 0 | |
| 6 | Humana People to People South Africa (HPPSA) | 0 | |
| 7 | Hope International | 0 | |
| 8 | NACOSA | 0 | |
| 9 | EDI | 0 | |
| 10 | Ezibayeni | 0 | |
| 11 | Unyezi | 0 | |
| 12 | Isikondlakondla | 0 | |
| 13 | MatCH | 0 | |
| 14 | FPD | 0 | |
| 15 | AFSA | 0 | |
| 16 | TB/HIV Care Association | 0 | |
| 17 | DoE | 0 | |
| 18 | Mpilonhle | 0 | |
| 19 | Star for Life | 0 | |
| 96 | Other, specify | 1 | <div><div></div></div> 1.8% |
| 98 | Don't know | 0 | |
| Sysmiss | | 36837 | |
| Warning: these figures indicate the number of cases found in the data file. They cannot be interpreted as summary statistics of the population of interest. | | | |
| # dm_org_partest_oth: Please specify details of the other organization. Partner testing | | | |
| Information | [Type= discrete] [Format=character] [Missing=*] | | |
| Statistics [NW/ W] | [Valid=1 /-] [Invalid=0 /-] | | |
| # dm_aware_condprov_prog: Are you aware of the following service / program? Condom provision | | | |
| Information | [Type= discrete] [Format=numeric] [Range= 0-98] [Missing=*] | | |
| Statistics [NW/ W] | [Valid=7465 /-] [Invalid=29427 /-] | | |
| Value | Label | Cases | Percentage |
| 0 | No, I have never had it | 0 | |

| # dm_aware_condprov_prog: Are you aware of the following service / program? Condom provision | | | |
|---|---|-------|------------------------------|
| Value | Label | Cases | Percentage |
| 1 | Yes | 2853 | <div><div></div></div> 38.2% |
| 2 | No | 4395 | <div><div></div></div> 58.9% |
| 3 | Yes, but not sure about the exact age | 0 | |
| 93 | Prefer not to answer | 217 | <div><div></div></div> 2.9% |
| 95 | Not had sex with this partner in the last 4 weeks | 0 | |
| 98 | Don't know | 0 | |
| Sysmiss | | 29427 | |
| Warning: these figures indicate the number of cases found in the data file. They cannot be interpreted as summary statistics of the population of interest. | | | |
| # dm_partic_condprov_prog: Did you participate in this service / program? Condom provision | | | |
| Information | [Type= discrete] [Format=numeric] [Range= 0-98] [Missing=*] | | |
| Statistics [NW/ W] | [Valid=2857 /-] [Invalid=34035 /-] | | |
| Value | Label | Cases | Percentage |
| 0 | No, I have never had it | 0 | |
| 1 | Yes | 863 | <div><div></div></div> 30.2% |
| 2 | No | 1985 | <div><div></div></div> 69.5% |
| 3 | Yes, but not sure about the exact age | 0 | |
| 93 | Prefer not to answer | 7 | <div><div></div></div> 0.2% |
| 95 | Not had sex with this partner in the last 4 weeks | 0 | |
| 98 | Don't know | 2 | <div><div></div></div> 0.1% |
| Sysmiss | | 34035 | |
| Warning: these figures indicate the number of cases found in the data file. They cannot be interpreted as summary statistics of the population of interest. | | | |
| # dm_partic_condprov_12mts: Did you participate in this service / program in the last 12 months? Condom prov | | | |
| Information | [Type= discrete] [Format=numeric] [Range= 0-98] [Missing=*] | | |
| Statistics [NW/ W] | [Valid=865 /-] [Invalid=36027 /-] | | |
| Value | Label | Cases | Percentage |
| 0 | No, I have never had it | 0 | |
| 1 | Yes | 572 | <div><div></div></div> 66.1% |
| 2 | No | 283 | <div><div></div></div> 32.7% |
| 3 | Yes, but not sure about the exact age | 0 | |
| 93 | Prefer not to answer | 2 | <div><div></div></div> 0.2% |
| 95 | Not had sex with this partner in the last 4 weeks | 0 | |
| 98 | Don't know | 8 | <div><div></div></div> 0.9% |
| Sysmiss | | 36027 | |
| Warning: these figures indicate the number of cases found in the data file. They cannot be interpreted as summary statistics of the population of interest. | | | |
| # dm_condprov_wasdreams: Was this a DREAMS service / program? Condom provision | | | |
| Information | [Type= discrete] [Format=numeric] [Range= 0-98] [Missing=*] | | |
| Statistics [NW/ W] | [Valid=574 /-] [Invalid=36318 /-] | | |
| Value | Label | Cases | Percentage |
| 0 | No, I have never had it | 0 | |
| 1 | Yes | 17 | <div><div></div></div> 3.0% |
| 2 | No | 474 | <div><div></div></div> 82.6% |
| 3 | Yes, but not sure about the exact age | 0 | |
| 93 | Prefer not to answer | 6 | <div><div></div></div> 1.0% |

| # dm_condprov_wasdreams: Was this a DREAMS service / program? Condom provision | | | |
|---|---|-------|-------------------|
| Value | Label | Cases | Percentage |
| 95 | Not had sex with this partner in the last 4 weeks | 0 | |
| 98 | Don't know | 77 | <div></div> 13.4% |
| Sysmiss | | 36318 | |
| Warning: these figures indicate the number of cases found in the data file. They cannot be interpreted as summary statistics of the population of interest. | | | |
| # dm_org_condprov_prog: Where / from which organisation was it provided? Condom provision | | | |
| Information | [Type= discrete] [Format=numeric] [Range= 1-98] [Missing=*] | | |
| Statistics [NW/ W] | [Valid=491 /-] [Invalid=36401 /-] | | |
| Value | Label | Cases | Percentage |
| 1 | DoH | 449 | <div></div> 91.4% |
| 2 | Private Doctor | 0 | |
| 3 | Pharmacy | 7 | <div></div> 1.4% |
| 4 | Africa Centre / AHRI | 14 | <div></div> 2.9% |
| 5 | FHI 360 | 0 | |
| 6 | Humana People to People South Africa (HPPSA) | 1 | <div></div> 0.2% |
| 7 | Hope International | 0 | |
| 8 | NACOSA | 1 | <div></div> 0.2% |
| 9 | EDI | 2 | <div></div> 0.4% |
| 10 | Ezibayeni | 0 | |
| 11 | Unyezi | 0 | |
| 12 | Isikondlakondla | 0 | |
| 13 | MatCH | 1 | <div></div> 0.2% |
| 14 | FPD | 0 | |
| 15 | AFSA | 0 | |
| 16 | TB/HIV Care Association | 3 | <div></div> 0.6% |
| 17 | DoE | 4 | <div></div> 0.8% |
| 18 | Mpilonhle | 0 | |
| 19 | Star for Life | 0 | |
| 96 | Other, specify | 9 | <div></div> 1.8% |
| 98 | Don't know | 0 | |
| Sysmiss | | 36401 | |
| Warning: these figures indicate the number of cases found in the data file. They cannot be interpreted as summary statistics of the population of interest. | | | |
| # dm_org_condprov_oth: Please specify details of the other organization. Condom provision | | | |
| Information | [Type= discrete] [Format=character] [Missing=*] | | |
| Statistics [NW/ W] | [Valid=9 /-] [Invalid=0 /-] | | |
| # dm_aware_condcomm_prog: Are you aware of the following service / program? Condom provision in the commun | | | |
| Information | [Type= discrete] [Format=numeric] [Range= 0-98] [Missing=*] | | |
| Statistics [NW/ W] | [Valid=7468 /-] [Invalid=29424 /-] | | |
| Value | Label | Cases | Percentage |
| 0 | No, I have never had it | 0 | |
| 1 | Yes | 1643 | <div></div> 22.0% |
| 2 | No | 5594 | <div></div> 74.9% |
| 3 | Yes, but not sure about the exact age | 0 | |
| 93 | Prefer not to answer | 231 | <div></div> 3.1% |

| # dm_aware_condcomm_prog: Are you aware of the following service / program? Condom provision in the commun | | | |
|---|---|-------|------------------------------|
| Value | Label | Cases | Percentage |
| 95 | Not had sex with this partner in the last 4 weeks | 0 | |
| 98 | Don't know | 0 | |
| Sysmiss | | 29424 | |
| Warning: these figures indicate the number of cases found in the data file. They cannot be interpreted as summary statistics of the population of interest. | | | |
| # dm_partic_condcomm_prog: Have you ever used (participated in) the service / intervention? Condom provisio | | | |
| Information | [Type= discrete] [Format=numeric] [Range= 0-98] [Missing=*] | | |
| Statistics [NW/ W] | [Valid=1644 /-] [Invalid=35248 /-] | | |
| Value | Label | Cases | Percentage |
| 0 | No, I have never had it | 0 | |
| 1 | Yes | 294 | <div><div></div></div> 17.9% |
| 2 | No | 1343 | <div><div></div></div> 81.7% |
| 3 | Yes, but not sure about the exact age | 0 | |
| 93 | Prefer not to answer | 2 | <div><div></div></div> 0.1% |
| 95 | Not had sex with this partner in the last 4 weeks | 0 | |
| 98 | Don't know | 5 | <div><div></div></div> 0.3% |
| Sysmiss | | 35248 | |
| Warning: these figures indicate the number of cases found in the data file. They cannot be interpreted as summary statistics of the population of interest. | | | |
| # dm_partic_condcomm_12mts: Did you use/ participate in the service in the past 12 months? Condom provision | | | |
| Information | [Type= discrete] [Format=numeric] [Range= 0-98] [Missing=*] | | |
| Statistics [NW/ W] | [Valid=294 /-] [Invalid=36598 /-] | | |
| Value | Label | Cases | Percentage |
| 0 | No, I have never had it | 0 | |
| 1 | Yes | 176 | <div><div></div></div> 59.9% |
| 2 | No | 116 | <div><div></div></div> 39.5% |
| 3 | Yes, but not sure about the exact age | 0 | |
| 93 | Prefer not to answer | 0 | |
| 95 | Not had sex with this partner in the last 4 weeks | 0 | |
| 98 | Don't know | 2 | <div><div></div></div> 0.7% |
| Sysmiss | | 36598 | |
| Warning: these figures indicate the number of cases found in the data file. They cannot be interpreted as summary statistics of the population of interest. | | | |
| # dm_condcomm_wasdreams: When you used the service in the last 12 months, was it a 'DREAMS' program? Cond | | | |
| Information | [Type= discrete] [Format=numeric] [Range= 0-98] [Missing=*] | | |
| Statistics [NW/ W] | [Valid=176 /-] [Invalid=36716 /-] | | |
| Value | Label | Cases | Percentage |
| 0 | No, I have never had it | 0 | |
| 1 | Yes | 9 | <div><div></div></div> 5.1% |
| 2 | No | 149 | <div><div></div></div> 84.7% |
| 3 | Yes, but not sure about the exact age | 0 | |
| 93 | Prefer not to answer | 0 | |
| 95 | Not had sex with this partner in the last 4 weeks | 0 | |
| 98 | Don't know | 18 | <div><div></div></div> 10.2% |
| Sysmiss | | 36716 | |
| Warning: these figures indicate the number of cases found in the data file. They cannot be interpreted as summary statistics of the population of interest. | | | |

| # dm_org_condcomm_prog: Where / from which organisation was it provided? Condom provision in the communi | | | |
|---|---|---|------------------------------|
| Information | | [Type= discrete] [Format=numeric] [Range= 1-98] [Missing=*] | |
| Statistics [NW/ W] | | [Valid=158 -/] [Invalid=36734 -/] | |
| Value | Label | Cases | Percentage |
| 1 | DoH | 99 | <div><div></div></div> 62.7% |
| 2 | Private Doctor | 1 | <div><div></div></div> 0.6% |
| 3 | Pharmacy | 36 | <div><div></div></div> 22.8% |
| 4 | Africa Centre / AHRI | 4 | <div><div></div></div> 2.5% |
| 5 | FHI 360 | 0 | |
| 6 | Humana People to People South Africa (HPPSA) | 2 | <div><div></div></div> 1.3% |
| 7 | Hope International | 0 | |
| 8 | NACOSA | 1 | <div><div></div></div> 0.6% |
| 9 | EDI | 1 | <div><div></div></div> 0.6% |
| 10 | Ezibayeni | 0 | |
| 11 | Unyezi | 0 | |
| 12 | Isikondlakondla | 2 | <div><div></div></div> 1.3% |
| 13 | MatCH | 1 | <div><div></div></div> 0.6% |
| 14 | FPD | 0 | |
| 15 | AFSA | 0 | |
| 16 | TB/HIV Care Association | 2 | <div><div></div></div> 1.3% |
| 17 | DoE | 2 | <div><div></div></div> 1.3% |
| 18 | Mpilonhle | 0 | |
| 19 | Star for Life | 0 | |
| 96 | Other, specify | 7 | <div><div></div></div> 4.4% |
| 98 | Don't know | 0 | |
| Sysmiss | | 36734 | |
| Warning: these figures indicate the number of cases found in the data file. They cannot be interpreted as summary statistics of the population of interest. | | | |
| # dm_org_condcomm_oth: Please specify details of the other organization. Condom provision in the commun | | | |
| Information | | [Type= discrete] [Format=character] [Missing=*] | |
| Statistics [NW/ W] | | [Valid=7 -/] [Invalid=0 -/] | |
| # dm_aware_counsl_prov_prog: Are you aware of the following service / program? Counselling and provision of c | | | |
| Information | | [Type= discrete] [Format=numeric] [Range= 0-98] [Missing=*] | |
| Statistics [NW/ W] | | [Valid=7459 -/] [Invalid=29433 -/] | |
| Value | Label | Cases | Percentage |
| 0 | No, I have never had it | 0 | |
| 1 | Yes | 1602 | <div><div></div></div> 21.5% |
| 2 | No | 5628 | <div><div></div></div> 75.5% |
| 3 | Yes, but not sure about the exact age | 0 | |
| 93 | Prefer not to answer | 229 | <div><div></div></div> 3.1% |
| 95 | Not had sex with this partner in the last 4 weeks | 0 | |
| 98 | Don't know | 0 | |
| Sysmiss | | 29433 | |
| Warning: these figures indicate the number of cases found in the data file. They cannot be interpreted as summary statistics of the population of interest. | | | |
| # dm_partic_counsl_prov_prog: Did you participate in this service / program? Contraception / family planning | | | |
| Information | | [Type= discrete] [Format=numeric] [Range= 0-98] [Missing=*] | |

| # dm_partic_counsl_prov_prog: Did you participate in this service / program? Contraception / family planning | | | |
|---|---|---|------------------------------|
| Statistics [NW/ W] | | [Valid=1602 /-] [Invalid=35290 /-] | |
| Value | Label | Cases | Percentage |
| 0 | No, I have never had it | 0 | |
| 1 | Yes | 505 | <div><div></div></div> 31.5% |
| 2 | No | 1092 | <div><div></div></div> 68.2% |
| 3 | Yes, but not sure about the exact age | 0 | |
| 93 | Prefer not to answer | 3 | <div><div></div></div> 0.2% |
| 95 | Not had sex with this partner in the last 4 weeks | 0 | |
| 98 | Don't know | 2 | <div><div></div></div> 0.1% |
| Sysmiss | | 35290 | |
| Warning: these figures indicate the number of cases found in the data file. They cannot be interpreted as summary statistics of the population of interest. | | | |
| # dm_partic_counsl_prv_12mts: Did you participate in this service / program in the last 12 months? Contracepti | | | |
| Information | | [Type= discrete] [Format=numeric] [Range= 0-98] [Missing=*] | |
| Statistics [NW/ W] | | [Valid=505 /-] [Invalid=36387 /-] | |
| Value | Label | Cases | Percentage |
| 0 | No, I have never had it | 0 | |
| 1 | Yes | 278 | <div><div></div></div> 55.0% |
| 2 | No | 219 | <div><div></div></div> 43.4% |
| 3 | Yes, but not sure about the exact age | 0 | |
| 93 | Prefer not to answer | 2 | <div><div></div></div> 0.4% |
| 95 | Not had sex with this partner in the last 4 weeks | 0 | |
| 98 | Don't know | 6 | <div><div></div></div> 1.2% |
| Sysmiss | | 36387 | |
| Warning: these figures indicate the number of cases found in the data file. They cannot be interpreted as summary statistics of the population of interest. | | | |
| # dm_counsl_prov_wasdreams: Was this a DREAMS service / program? Contraception / family planning | | | |
| Information | | [Type= discrete] [Format=numeric] [Range= 0-98] [Missing=*] | |
| Statistics [NW/ W] | | [Valid=278 /-] [Invalid=36614 /-] | |
| Value | Label | Cases | Percentage |
| 0 | No, I have never had it | 0 | |
| 1 | Yes | 11 | <div><div></div></div> 4.0% |
| 2 | No | 238 | <div><div></div></div> 85.6% |
| 3 | Yes, but not sure about the exact age | 0 | |
| 93 | Prefer not to answer | 3 | <div><div></div></div> 1.1% |
| 95 | Not had sex with this partner in the last 4 weeks | 0 | |
| 98 | Don't know | 26 | <div><div></div></div> 9.4% |
| Sysmiss | | 36614 | |
| Warning: these figures indicate the number of cases found in the data file. They cannot be interpreted as summary statistics of the population of interest. | | | |
| # dm_org_counsl_prov_prog: Where / from which organisation was it provided? Contraception / family planning | | | |
| Information | | [Type= discrete] [Format=numeric] [Range= 1-98] [Missing=*] | |
| Statistics [NW/ W] | | [Valid=249 /-] [Invalid=36643 /-] | |
| Value | Label | Cases | Percentage |
| 1 | DoH | 237 | <div><div></div></div> 95.2% |
| 2 | Private Doctor | 0 | |
| 3 | Pharmacy | 3 | <div><div></div></div> 1.2% |

| # dm_org_counsl_prov_prog: Where / from which organisation was it provided? Contraception / family planning | | | | |
|---|---|-------|----------------------------|------|
| Value | Label | Cases | Percentage | |
| 4 | Africa Centre / AHRI | 6 | <div><div></div>2.4%</div> | |
| 5 | FHI 360 | 0 | | |
| 6 | Humana People to People South Africa (HPPSA) | 0 | | |
| 7 | Hope International | 0 | | |
| 8 | NACOSA | 1 | | 0.4% |
| 9 | EDI | 0 | | |
| 10 | Ezibayeni | 0 | | |
| 11 | Unyezi | 0 | | |
| 12 | Isikondlakondla | 0 | | |
| 13 | MatCH | 0 | | |
| 14 | FPD | 0 | | |
| 15 | AFSA | 0 | | |
| 16 | TB/HIV Care Association | 0 | | |
| 17 | DoE | 0 | | |
| 18 | Mpilonhle | 0 | | |
| 19 | Star for Life | 0 | | |
| 96 | Other, specify | 2 | | 0.8% |
| 98 | Don't know | 0 | | |
| Sysmiss | | 36643 | | |
| Warning: these figures indicate the number of cases found in the data file. They cannot be interpreted as summary statistics of the population of interest. | | | | |
| # dm_org_counsl_prov_oth: Please specify details of the other organization. Contraception / family plannin | | | | |
| Information | [Type= discrete] [Format=character] [Missing=*] | | | |
| Statistics [NW/ W] | [Valid=2 /-] [Invalid=0 /-] | | | |
| # dm_aware_contrameth_prog: Are you aware of the following service / program? Provision of contraceptive met | | | | |
| Information | [Type= continuous] [Format=numeric] [Range= 1-93] [Missing=*] | | | |
| Statistics [NW/ W] | [Valid=7465 /-] [Invalid=29427 /-] [Mean=4.662 /-] [StdDev=15.862 /-] | | | |
| # dm_partic_contrameth_prog: Have you ever used (participated in) the service / intervention? Provision of co | | | | |
| Information | [Type= continuous] [Format=numeric] [Range= 1-98] [Missing=*] | | | |
| Statistics [NW/ W] | [Valid=1333 /-] [Invalid=35559 /-] [Mean=2.041 /-] [StdDev=5.727 /-] | | | |
| # dm_partic_contrameth_12mts: Did you use/ participate in the service in the past 12 months? Provision of cont | | | | |
| Information | [Type= continuous] [Format=numeric] [Range= 1-98] [Missing=*] | | | |
| Statistics [NW/ W] | [Valid=411 /-] [Invalid=36481 /-] [Mean=3.024 /-] [StdDev=12.526 /-] | | | |
| # dm_contrameth_wasdreams: When you used the service in the last 12 months, was it a 'DREAMS' program? Prov | | | | |
| Information | [Type= continuous] [Format=numeric] [Range= 1-98] [Missing=*] | | | |
| Statistics [NW/ W] | [Valid=251 /-] [Invalid=36641 /-] [Mean=9.598 /-] [StdDev=25.993 /-] | | | |
| # dm_org_contrameth_prog: Where / from which organisation was it provided? Provision of contraceptive meth | | | | |
| Information | [Type= continuous] [Format=numeric] [Range= 1-96] [Missing=*] | | | |
| Statistics [NW/ W] | [Valid=231 /-] [Invalid=36661 /-] [Mean=1.528 /-] [StdDev=6.291 /-] | | | |
| # dm_org_contrameth_oth: Please specify details of the other organization. Provision of contraceptive met | | | | |
| Information | [Type= discrete] [Format=character] [Missing=*] | | | |
| Statistics [NW/ W] | [Valid=1 /-] [Invalid=0 /-] | | | |

| # dm_aware_adolfriend_prog: Are you aware of the following service / program? Adolescent friendly services | | | |
|---|---|-------|------------|
| Information | [Type= discrete] [Format=numeric] [Range= 0-98] [Missing=*] | | |
| Statistics [NW/ W] | [Valid=2202 /-] [Invalid=34690 /-] | | |
| Value | Label | Cases | Percentage |
| 0 | No, I have never had it | 0 | |
| 1 | Yes | 51 | 2.3% |
| 2 | No | 2092 | 95.0% |
| 3 | Yes, but not sure about the exact age | 0 | |
| 93 | Prefer not to answer | 59 | 2.7% |
| 95 | Not had sex with this partner in the last 4 weeks | 0 | |
| 98 | Don't know | 0 | |
| Sysmiss | | 34690 | |
| Warning: these figures indicate the number of cases found in the data file. They cannot be interpreted as summary statistics of the population of interest. | | | |
| # dm_partic_adolfriend_prog: Did you participate in this service / program? Adolescent friendly services | | | |
| Information | [Type= discrete] [Format=numeric] [Range= 0-98] [Missing=*] | | |
| Statistics [NW/ W] | [Valid=51 /-] [Invalid=36841 /-] | | |
| Value | Label | Cases | Percentage |
| 0 | No, I have never had it | 0 | |
| 1 | Yes | 12 | 23.5% |
| 2 | No | 38 | 74.5% |
| 3 | Yes, but not sure about the exact age | 0 | |
| 93 | Prefer not to answer | 1 | 2.0% |
| 95 | Not had sex with this partner in the last 4 weeks | 0 | |
| 98 | Don't know | 0 | |
| Sysmiss | | 36841 | |
| Warning: these figures indicate the number of cases found in the data file. They cannot be interpreted as summary statistics of the population of interest. | | | |
| # dm_partic_adolfriend_12mts: Did you participate in this service / program in the last 12 months? Adolescent | | | |
| Information | [Type= discrete] [Format=numeric] [Range= 0-98] [Missing=*] | | |
| Statistics [NW/ W] | [Valid=13 /-] [Invalid=36879 /-] | | |
| Value | Label | Cases | Percentage |
| 0 | No, I have never had it | 0 | |
| 1 | Yes | 5 | 38.5% |
| 2 | No | 8 | 61.5% |
| 3 | Yes, but not sure about the exact age | 0 | |
| 93 | Prefer not to answer | 0 | |
| 95 | Not had sex with this partner in the last 4 weeks | 0 | |
| 98 | Don't know | 0 | |
| Sysmiss | | 36879 | |
| Warning: these figures indicate the number of cases found in the data file. They cannot be interpreted as summary statistics of the population of interest. | | | |
| # dm_adolfriend_wasdreams: Was this a DREAMS service / program? Adolescent friendly services | | | |
| Information | [Type= discrete] [Format=numeric] [Range= 0-98] [Missing=*] | | |
| Statistics [NW/ W] | [Valid=5 /-] [Invalid=36887 /-] | | |
| Value | Label | Cases | Percentage |
| 0 | No, I have never had it | 0 | |

| # dm_adolfriend_wasdreams: Was this a DREAMS service / program? Adolescent friendly services | | | |
|---|---|-------|-------------------|
| Value | Label | Cases | Percentage |
| 1 | Yes | 0 | |
| 2 | No | 4 | <div></div> 80.0% |
| 3 | Yes, but not sure about the exact age | 0 | |
| 93 | Prefer not to answer | 0 | |
| 95 | Not had sex with this partner in the last 4 weeks | 0 | |
| 98 | Don't know | 1 | <div></div> 20.0% |
| Sysmiss | | 36887 | |
| Warning: these figures indicate the number of cases found in the data file. They cannot be interpreted as summary statistics of the population of interest. | | | |
| # dm_org_adolfriend_prog: Where / from which organisation was it provided? Adolescent friendly services | | | |
| Information | [Type= discrete] [Format=numeric] [Range= 1-98] [Missing=*] | | |
| Statistics [NW/ W] | [Valid=4 -] [Invalid=36888 -] | | |
| Value | Label | Cases | Percentage |
| 1 | DoH | 1 | <div></div> 25.0% |
| 2 | Private Doctor | 0 | |
| 3 | Pharmacy | 0 | |
| 4 | Africa Centre / AHRI | 0 | |
| 5 | FHI 360 | 0 | |
| 6 | Humana People to People South Africa (HPPSA) | 0 | |
| 7 | Hope International | 0 | |
| 8 | NACOSA | 0 | |
| 9 | EDI | 0 | |
| 10 | Ezibayeni | 0 | |
| 11 | Unyezi | 0 | |
| 12 | Isikondlakondla | 0 | |
| 13 | MatCH | 0 | |
| 14 | FPD | 0 | |
| 15 | AFSA | 0 | |
| 16 | TB/HIV Care Association | 1 | <div></div> 25.0% |
| 17 | DoE | 2 | <div></div> 50.0% |
| 18 | Mpilonhle | 0 | |
| 19 | Star for Life | 0 | |
| 96 | Other, specify | 0 | |
| 98 | Don't know | 0 | |
| Sysmiss | | 36888 | |
| Warning: these figures indicate the number of cases found in the data file. They cannot be interpreted as summary statistics of the population of interest. | | | |
| # dm_org_adolfriend_oth: Please specify details of the other organization. Adolescent friendly services | | | |
| Information | [Type= discrete] [Format=character] [Missing=*] | | |
| Statistics [NW/ W] | [Valid=0 -] [Invalid=0 -] | | |
| # dm_aware_pep_prog: Did you participate in this service / program? Post-exposure prophylaxis (PEP) | | | |
| Information | [Type= discrete] [Format=numeric] [Range= 0-98] [Missing=*] | | |
| Statistics [NW/ W] | [Valid=7465 -] [Invalid=29427 -] | | |
| Value | Label | Cases | Percentage |
| 0 | No, I have never had it | 0 | |

| # dm_aware_pep_prog: Did you participate in this service / program? Post-exposure prophylaxis (PEP) | | | |
|---|---|-------|------------------------------|
| Value | Label | Cases | Percentage |
| 1 | Yes | 266 | <div><div></div></div> 3.6% |
| 2 | No | 6973 | <div><div></div></div> 93.4% |
| 3 | Yes, but not sure about the exact age | 0 | |
| 93 | Prefer not to answer | 226 | <div><div></div></div> 3.0% |
| 95 | Not had sex with this partner in the last 4 weeks | 0 | |
| 98 | Don't know | 0 | |
| Sysmiss | | 29427 | |
| Warning: these figures indicate the number of cases found in the data file. They cannot be interpreted as summary statistics of the population of interest. | | | |
| # dm_partic_pep_prog: Are you aware of the following service / program? Post-exposure prophylaxis (PEP) | | | |
| Information | [Type= discrete] [Format=numeric] [Range= 0-98] [Missing=*] | | |
| Statistics [NW/ W] | [Valid=267 /-] [Invalid=36625 /-] | | |
| Value | Label | Cases | Percentage |
| 0 | No, I have never had it | 0 | |
| 1 | Yes | 14 | <div><div></div></div> 5.2% |
| 2 | No | 251 | <div><div></div></div> 94.0% |
| 3 | Yes, but not sure about the exact age | 0 | |
| 93 | Prefer not to answer | 0 | |
| 95 | Not had sex with this partner in the last 4 weeks | 0 | |
| 98 | Don't know | 2 | <div><div></div></div> 0.7% |
| Sysmiss | | 36625 | |
| Warning: these figures indicate the number of cases found in the data file. They cannot be interpreted as summary statistics of the population of interest. | | | |
| # dm_partic_pep_12mts: Did you participate in this service / program in the last 12 months? Post-exposu | | | |
| Information | [Type= discrete] [Format=numeric] [Range= 0-98] [Missing=*] | | |
| Statistics [NW/ W] | [Valid=14 /-] [Invalid=36878 /-] | | |
| Value | Label | Cases | Percentage |
| 0 | No, I have never had it | 0 | |
| 1 | Yes | 8 | <div><div></div></div> 57.1% |
| 2 | No | 6 | <div><div></div></div> 42.9% |
| 3 | Yes, but not sure about the exact age | 0 | |
| 93 | Prefer not to answer | 0 | |
| 95 | Not had sex with this partner in the last 4 weeks | 0 | |
| 98 | Don't know | 0 | |
| Sysmiss | | 36878 | |
| Warning: these figures indicate the number of cases found in the data file. They cannot be interpreted as summary statistics of the population of interest. | | | |
| # dm_pep_wasdreams: Was this a DREAMS service / program? Post-exposure prophylaxis (PEP) | | | |
| Information | [Type= discrete] [Format=numeric] [Range= 0-98] [Missing=*] | | |
| Statistics [NW/ W] | [Valid=8 /-] [Invalid=36884 /-] | | |
| Value | Label | Cases | Percentage |
| 0 | No, I have never had it | 0 | |
| 1 | Yes | 4 | <div><div></div></div> 50.0% |
| 2 | No | 4 | <div><div></div></div> 50.0% |
| 3 | Yes, but not sure about the exact age | 0 | |
| 93 | Prefer not to answer | 0 | |

| # dm_pep_wasdreams: Was this a DREAMS service / program? Post-exposure prophylaxis (PEP) | | | | |
|---|---|-------|-------------------|-------------------|
| Value | Label | Cases | Percentage | |
| 95 | Not had sex with this partner in the last 4 weeks | 0 | | |
| 98 | Don't know | 0 | | |
| Sysmiss | | 36884 | | |
| Warning: these figures indicate the number of cases found in the data file. They cannot be interpreted as summary statistics of the population of interest. | | | | |
| # dm_org_pep_prog: Where / from which organisation was it provided? Post-exposure prophylaxis (PEP) | | | | |
| Information | [Type= discrete] [Format=numeric] [Range= 1-98] [Missing=*] | | | |
| Statistics [NW/ W] | [Valid=8 /-] [Invalid=36884 /-] | | | |
| Value | Label | Cases | Percentage | |
| 1 | DoH | 5 | <div></div> 62.5% | |
| 2 | Private Doctor | 0 | | |
| 3 | Pharmacy | 0 | | |
| 4 | Africa Centre / AHRI | 0 | | |
| 5 | FHI 360 | 0 | | |
| 6 | Humana People to People South Africa (HPPSA) | 0 | | |
| 7 | Hope International | 0 | | |
| 8 | NACOSA | 1 | | <div></div> 12.5% |
| 9 | EDI | 0 | | |
| 10 | Ezibayeni | 0 | | |
| 11 | Unyezi | 0 | | |
| 12 | Isikondlakondla | 0 | | |
| 13 | MatCH | 0 | | |
| 14 | FPD | 0 | | |
| 15 | AFSA | 0 | | |
| 16 | TB/HIV Care Association | 0 | | |
| 17 | DoE | 1 | | <div></div> 12.5% |
| 18 | Mpilonhle | 0 | | |
| 19 | Star for Life | 0 | | |
| 96 | Other, specify | 1 | | <div></div> 12.5% |
| 98 | Don't know | 0 | | |
| Sysmiss | | 36884 | | |
| Warning: these figures indicate the number of cases found in the data file. They cannot be interpreted as summary statistics of the population of interest. | | | | |
| # dm_org_pep_oth: Please specify details of the other organization. Post-exposure prophylaxis (PEP) | | | | |
| Information | [Type= discrete] [Format=character] [Missing=*] | | | |
| Statistics [NW/ W] | [Valid=1 /-] [Invalid=0 /-] | | | |
| # dm_aware_stiscreen_prog: Are you aware of the following service / program? STI Screening | | | | |
| Information | [Type= discrete] [Format=numeric] [Range= 0-98] [Missing=*] | | | |
| Statistics [NW/ W] | [Valid=7465 /-] [Invalid=29427 /-] | | | |
| Value | Label | Cases | Percentage | |
| 0 | No, I have never had it | 0 | | |
| 1 | Yes | 1351 | | <div></div> 18.1% |
| 2 | No | 5881 | | <div></div> 78.8% |
| 3 | Yes, but not sure about the exact age | 0 | | |
| 93 | Prefer not to answer | 233 | | <div></div> 3.1% |

| # dm_aware_stiscreen_prog: Are you aware of the following service / program? STI Screening | | | |
|---|---|-------|------------|
| Value | Label | Cases | Percentage |
| 95 | Not had sex with this partner in the last 4 weeks | 0 | |
| 98 | Don't know | 0 | |
| Sysmiss | | 29427 | |
| Warning: these figures indicate the number of cases found in the data file. They cannot be interpreted as summary statistics of the population of interest. | | | |
| # dm_partic_stiscreen_prog: Have you ever used (participated in) the service / intervention? STI Screening | | | |
| Information | [Type= discrete] [Format=numeric] [Range= 0-98] [Missing=*] | | |
| Statistics [NW/ W] | [Valid=1349 /-] [Invalid=35543 /-] | | |
| Value | Label | Cases | Percentage |
| 0 | No, I have never had it | 0 | |
| 1 | Yes | 85 | 6.3% |
| 2 | No | 1258 | 93.3% |
| 3 | Yes, but not sure about the exact age | 0 | |
| 93 | Prefer not to answer | 2 | 0.1% |
| 95 | Not had sex with this partner in the last 4 weeks | 0 | |
| 98 | Don't know | 4 | 0.3% |
| Sysmiss | | 35543 | |
| Warning: these figures indicate the number of cases found in the data file. They cannot be interpreted as summary statistics of the population of interest. | | | |
| # dm_partic_stiscreen_12mts: Did you use/ participate in the service in the past 12 months? STI Screening | | | |
| Information | [Type= discrete] [Format=numeric] [Range= 0-98] [Missing=*] | | |
| Statistics [NW/ W] | [Valid=87 /-] [Invalid=36805 /-] | | |
| Value | Label | Cases | Percentage |
| 0 | No, I have never had it | 0 | |
| 1 | Yes | 30 | 34.5% |
| 2 | No | 56 | 64.4% |
| 3 | Yes, but not sure about the exact age | 0 | |
| 93 | Prefer not to answer | 0 | |
| 95 | Not had sex with this partner in the last 4 weeks | 0 | |
| 98 | Don't know | 1 | 1.1% |
| Sysmiss | | 36805 | |
| Warning: these figures indicate the number of cases found in the data file. They cannot be interpreted as summary statistics of the population of interest. | | | |
| # dm_stiscreen_wasdreams: When you used the service in the last 12 months, was it a 'DREAMS' program? STI | | | |
| Information | [Type= discrete] [Format=numeric] [Range= 0-98] [Missing=*] | | |
| Statistics [NW/ W] | [Valid=30 /-] [Invalid=36862 /-] | | |
| Value | Label | Cases | Percentage |
| 0 | No, I have never had it | 0 | |
| 1 | Yes | 2 | 6.7% |
| 2 | No | 23 | 76.7% |
| 3 | Yes, but not sure about the exact age | 0 | |
| 93 | Prefer not to answer | 0 | |
| 95 | Not had sex with this partner in the last 4 weeks | 0 | |
| 98 | Don't know | 5 | 16.7% |
| Sysmiss | | 36862 | |
| Warning: these figures indicate the number of cases found in the data file. They cannot be interpreted as summary statistics of the population of interest. | | | |

| # dm_org_stiscreen_prog: Where / from which organisation was it provided? STI Screening | | | |
|---|---|-------|-------------------|
| Information | [Type= discrete] [Format=numeric] [Range= 1-98] [Missing=*] | | |
| Statistics [NW/ W] | [Valid=25 /-] [Invalid=36867 /-] | | |
| Value | Label | Cases | Percentage |
| 1 | DoH | 22 | <div></div> 88.0% |
| 2 | Private Doctor | 0 | |
| 3 | Pharmacy | 0 | |
| 4 | Africa Centre / AHRI | 0 | |
| 5 | FHI 360 | 0 | |
| 6 | Humana People to People South Africa (HPPSA) | 0 | |
| 7 | Hope International | 0 | |
| 8 | NACOSA | 1 | <div></div> 4.0% |
| 9 | EDI | 0 | |
| 10 | Ezibayeni | 0 | |
| 11 | Unyezi | 0 | |
| 12 | Isikondlakondla | 0 | |
| 13 | MatCH | 0 | |
| 14 | FPD | 0 | |
| 15 | AFSA | 0 | |
| 16 | TB/HIV Care Association | 0 | |
| 17 | DoE | 0 | |
| 18 | Mpilonhle | 0 | |
| 19 | Star for Life | 0 | |
| 96 | Other, specify | 2 | <div></div> 8.0% |
| 98 | Don't know | 0 | |
| Sysmiss | | 36867 | |
| Warning: these figures indicate the number of cases found in the data file. They cannot be interpreted as summary statistics of the population of interest. | | | |
| # dm_org_stiscreen_oth: Please specify details of the other organization. STI Screening | | | |
| Information | [Type= discrete] [Format=character] [Missing=*] | | |
| Statistics [NW/ W] | [Valid=2 /-] [Invalid=0 /-] | | |
| # dm_aware_stitreat_prog: Are you aware of the following service / program? STI Treatment | | | |
| Information | [Type= discrete] [Format=numeric] [Range= 0-98] [Missing=*] | | |
| Statistics [NW/ W] | [Valid=7467 /-] [Invalid=29425 /-] | | |
| Value | Label | Cases | Percentage |
| 0 | No, I have never had it | 0 | |
| 1 | Yes | 1459 | <div></div> 19.5% |
| 2 | No | 5776 | <div></div> 77.4% |
| 3 | Yes, but not sure about the exact age | 0 | |
| 93 | Prefer not to answer | 232 | <div></div> 3.1% |
| 95 | Not had sex with this partner in the last 4 weeks | 0 | |
| 98 | Don't know | 0 | |
| Sysmiss | | 29425 | |
| Warning: these figures indicate the number of cases found in the data file. They cannot be interpreted as summary statistics of the population of interest. | | | |
| # dm_partic_stitreat_prog: Have you ever used (participated in) the service / intervention? STI Treatment | | | |
| Information | [Type= discrete] [Format=numeric] [Range= 0-98] [Missing=*] | | |

| # dm_partic_stitreat_prog: Have you ever used (participated in) the service / intervention? STI Treatment | | | |
|---|---|------------------------------------|------------------------------|
| Statistics [NW/ W] | | [Valid=1459 /-] [Invalid=35433 /-] | |
| Value | Label | Cases | Percentage |
| 0 | No, I have never had it | 0 | |
| 1 | Yes | 92 | <div><div></div></div> 6.3% |
| 2 | No | 1362 | <div><div></div></div> 93.4% |
| 3 | Yes, but not sure about the exact age | 0 | |
| 93 | Prefer not to answer | 1 | <div><div></div></div> 0.1% |
| 95 | Not had sex with this partner in the last 4 weeks | 0 | |
| 98 | Don't know | 4 | <div><div></div></div> 0.3% |
| Sysmiss | | 35433 | |
| Warning: these figures indicate the number of cases found in the data file. They cannot be interpreted as summary statistics of the population of interest. | | | |

| # dm_partic_stitreat_12mts: Did you use/ participate in the service in the past 12 months? STI Treatment | | | |
|---|---|-------|------------------------------|
| Information | [Type= discrete] [Format=numeric] [Range= 0-98] [Missing=*] | | |
| Statistics [NW/ W] | [Valid=93 /-] [Invalid=36799 /-] | | |
| Value | Label | Cases | Percentage |
| 0 | No, I have never had it | 0 | |
| 1 | Yes | 25 | <div><div></div></div> 26.9% |
| 2 | No | 65 | <div><div></div></div> 69.9% |
| 3 | Yes, but not sure about the exact age | 0 | |
| 93 | Prefer not to answer | 0 | |
| 95 | Not had sex with this partner in the last 4 weeks | 0 | |
| 98 | Don't know | 3 | <div><div></div></div> 3.2% |
| Sysmiss | | 36799 | |
| Warning: these figures indicate the number of cases found in the data file. They cannot be interpreted as summary statistics of the population of interest. | | | |
| # dm_stitreat_wasdreams: When you used the service in the last 12 months, was it a 'DREAMS' program? STI | | | |
| Information | [Type= discrete] [Format=numeric] [Range= 0-98] [Missing=*] | | |
| Statistics [NW/ W] | [Valid=25 /-] [Invalid=36867 /-] | | |
| Value | Label | Cases | Percentage |
| 0 | No, I have never had it | 0 | |
| 1 | Yes | 3 | <div><div></div></div> 12.0% |
| 2 | No | 20 | <div><div></div></div> 80.0% |
| 3 | Yes, but not sure about the exact age | 0 | |
| 93 | Prefer not to answer | 0 | |
| 95 | Not had sex with this partner in the last 4 weeks | 0 | |
| 98 | Don't know | 2 | <div><div></div></div> 8.0% |
| Sysmiss | | 36867 | |
| Warning: these figures indicate the number of cases found in the data file. They cannot be interpreted as summary statistics of the population of interest. | | | |
| # dm_org_stitreat_prog: Where / from which organisation was it provided? STI Treatment | | | |
| Information | [Type= discrete] [Format=numeric] [Range= 1-98] [Missing=*] | | |
| Statistics [NW/ W] | [Valid=23 /-] [Invalid=36869 /-] | | |
| Value | Label | Cases | Percentage |
| 1 | DoH | 21 | <div><div></div></div> 91.3% |
| 2 | Private Doctor | 0 | |
| 3 | Pharmacy | 0 | |
| 4 | Africa Centre / AHRI | 0 | |
| 5 | FHI 360 | 0 | |
| 6 | Humana People to People South Africa (HPPSA) | 0 | |
| 7 | Hope International | 0 | |
| 8 | NACOSA | 1 | <div><div></div></div> 4.3% |
| 9 | EDI | 0 | |
| 10 | Ezibayeni | 0 | |
| 11 | Unyezi | 0 | |
| 12 | Isikondlakondla | 0 | |
| 13 | MatCH | 0 | |
| 14 | FPD | 0 | |
| 15 | AFSA | 0 | |

| # dm_org_stitreat_prog: Where / from which organisation was it provided? STI Treatment | | | |
|---|---|-------|------------------------------|
| Value | Label | Cases | Percentage |
| 16 | TB/HIV Care Association | 0 | |
| 17 | DoE | 1 | <div><div></div></div> 4.3% |
| 18 | Mpilonhle | 0 | |
| 19 | Star for Life | 0 | |
| 96 | Other, specify | 0 | |
| 98 | Don't know | 0 | |
| Sysmiss | | 36869 | |
| Warning: these figures indicate the number of cases found in the data file. They cannot be interpreted as summary statistics of the population of interest. | | | |
| # dm_org_stitreat_oth: Please specify details of the other organization. STI Treatment | | | |
| Information | [Type= discrete] [Format=character] [Missing=*] | | |
| Statistics [NW/ W] | [Valid=0 /-] [Invalid=0 /-] | | |
| # dm_partic_pepserv_prog: Are you aware of the following service / program? Linkage into ART | | | |
| Information | [Type= discrete] [Format=numeric] [Range= 0-98] [Missing=*] | | |
| Statistics [NW/ W] | [Valid=7466 /-] [Invalid=29426 /-] | | |
| Value | Label | Cases | Percentage |
| 0 | No, I have never had it | 0 | |
| 1 | Yes | 1751 | <div><div></div></div> 23.5% |
| 2 | No | 5489 | <div><div></div></div> 73.5% |
| 3 | Yes, but not sure about the exact age | 0 | |
| 93 | Prefer not to answer | 226 | <div><div></div></div> 3.0% |
| 95 | Not had sex with this partner in the last 4 weeks | 0 | |
| 98 | Don't know | 0 | |
| Sysmiss | | 29426 | |
| Warning: these figures indicate the number of cases found in the data file. They cannot be interpreted as summary statistics of the population of interest. | | | |
| # dm_aware_pepserv_prog: Did you participate in this service / program? Linkage into ART | | | |
| Information | [Type= discrete] [Format=numeric] [Range= 0-98] [Missing=*] | | |
| Statistics [NW/ W] | [Valid=1752 /-] [Invalid=35140 /-] | | |
| Value | Label | Cases | Percentage |
| 0 | No, I have never had it | 0 | |
| 1 | Yes | 526 | <div><div></div></div> 30.0% |
| 2 | No | 1216 | <div><div></div></div> 69.4% |
| 3 | Yes, but not sure about the exact age | 0 | |
| 93 | Prefer not to answer | 9 | <div><div></div></div> 0.5% |
| 95 | Not had sex with this partner in the last 4 weeks | 0 | |
| 98 | Don't know | 1 | <div><div></div></div> 0.1% |
| Sysmiss | | 35140 | |
| Warning: these figures indicate the number of cases found in the data file. They cannot be interpreted as summary statistics of the population of interest. | | | |
| # dm_partic_pepserv_12mts: Did you participate in this service / program in the last 12 months? Linkage int | | | |
| Information | [Type= discrete] [Format=numeric] [Range= 0-98] [Missing=*] | | |
| Statistics [NW/ W] | [Valid=525 /-] [Invalid=36367 /-] | | |
| Value | Label | Cases | Percentage |
| 0 | No, I have never had it | 0 | |

| # dm_partic_pepserv_12mts: Did you participate in this service / program in the last 12 months? Linkage int | | | |
|---|---|-------|------------------------------|
| Value | Label | Cases | Percentage |
| 1 | Yes | 399 | <div><div></div></div> 76.0% |
| 2 | No | 118 | <div><div></div></div> 22.5% |
| 3 | Yes, but not sure about the exact age | 0 | |
| 93 | Prefer not to answer | 0 | |
| 95 | Not had sex with this partner in the last 4 weeks | 0 | |
| 98 | Don't know | 8 | <div><div></div></div> 1.5% |
| Sysmiss | | 36367 | |
| Warning: these figures indicate the number of cases found in the data file. They cannot be interpreted as summary statistics of the population of interest. | | | |
| # dm_pepserv_wasdreams: Was this a DREAMS service / program? Linkage into ART | | | |
| Information | [Type= discrete] [Format=numeric] [Range= 0-98] [Missing=*] | | |
| Statistics [NW/ W] | [Valid=400 /-] [Invalid=36492 /-] | | |
| Value | Label | Cases | Percentage |
| 0 | No, I have never had it | 0 | |
| 1 | Yes | 17 | <div><div></div></div> 4.2% |
| 2 | No | 314 | <div><div></div></div> 78.5% |
| 3 | Yes, but not sure about the exact age | 0 | |
| 93 | Prefer not to answer | 4 | <div><div></div></div> 1.0% |
| 95 | Not had sex with this partner in the last 4 weeks | 0 | |
| 98 | Don't know | 65 | <div><div></div></div> 16.2% |
| Sysmiss | | 36492 | |
| Warning: these figures indicate the number of cases found in the data file. They cannot be interpreted as summary statistics of the population of interest. | | | |
| # dm_org_pepserv_prog: Where / from which organisation was it provided? Linkage into ART | | | |
| Information | [Type= discrete] [Format=numeric] [Range= 1-98] [Missing=*] | | |
| Statistics [NW/ W] | [Valid=331 /-] [Invalid=36561 /-] | | |
| Value | Label | Cases | Percentage |
| 1 | DoH | 312 | <div><div></div></div> 94.3% |
| 2 | Private Doctor | 1 | <div><div></div></div> 0.3% |
| 3 | Pharmacy | 0 | |
| 4 | Africa Centre / AHRI | 4 | <div><div></div></div> 1.2% |
| 5 | FHI 360 | 1 | <div><div></div></div> 0.3% |
| 6 | Humana People to People South Africa (HPPSA) | 1 | <div><div></div></div> 0.3% |
| 7 | Hope International | 0 | |
| 8 | NACOSA | 1 | <div><div></div></div> 0.3% |
| 9 | EDI | 0 | |
| 10 | Ezibayeni | 0 | |
| 11 | Unyezi | 0 | |
| 12 | Isikondlakondla | 0 | |
| 13 | MatCH | 0 | |
| 14 | FPD | 0 | |
| 15 | AFSA | 0 | |
| 16 | TB/HIV Care Association | 4 | <div><div></div></div> 1.2% |
| 17 | DoE | 0 | |
| 18 | Mpilonhle | 0 | |
| 19 | Star for Life | 0 | |

| # dm_org_pepserv_prog: Where / from which organisation was it provided? Linkage into ART | | | |
|---|---|-------|------------------------------|
| Value | Label | Cases | Percentage |
| 96 | Other, specify | 7 | <div><div></div></div> 2.1% |
| 98 | Don't know | 0 | |
| Sysmiss | | 36561 | |
| Warning: these figures indicate the number of cases found in the data file. They cannot be interpreted as summary statistics of the population of interest. | | | |
| # dm_org_pepserv_oth: Please specify details of the other organization. Linkage into ART | | | |
| Information | [Type= discrete] [Format=character] [Missing=*] | | |
| Statistics [NW/ W] | [Valid=7 /-] [Invalid=0 /-] | | |
| # dm_aware_artadhere_prog: Are you aware of the following service / program? Support for adherence to ART | | | |
| Information | [Type= discrete] [Format=numeric] [Range= 0-98] [Missing=*] | | |
| Statistics [NW/ W] | [Valid=7464 /-] [Invalid=29428 /-] | | |
| Value | Label | Cases | Percentage |
| 0 | No, I have never had it | 0 | |
| 1 | Yes | 1236 | <div><div></div></div> 16.6% |
| 2 | No | 5988 | <div><div></div></div> 80.2% |
| 3 | Yes, but not sure about the exact age | 0 | |
| 93 | Prefer not to answer | 240 | <div><div></div></div> 3.2% |
| 95 | Not had sex with this partner in the last 4 weeks | 0 | |
| 98 | Don't know | 0 | |
| Sysmiss | | 29428 | |
| Warning: these figures indicate the number of cases found in the data file. They cannot be interpreted as summary statistics of the population of interest. | | | |
| # dm_partic_artadhere_prog: Did you participate in this service / program? Support for adherence to ART | | | |
| Information | [Type= discrete] [Format=numeric] [Range= 0-98] [Missing=*] | | |
| Statistics [NW/ W] | [Valid=1238 /-] [Invalid=35654 /-] | | |
| Value | Label | Cases | Percentage |
| 0 | No, I have never had it | 0 | |
| 1 | Yes | 362 | <div><div></div></div> 29.2% |
| 2 | No | 865 | <div><div></div></div> 69.9% |
| 3 | Yes, but not sure about the exact age | 0 | |
| 93 | Prefer not to answer | 8 | <div><div></div></div> 0.6% |
| 95 | Not had sex with this partner in the last 4 weeks | 0 | |
| 98 | Don't know | 3 | <div><div></div></div> 0.2% |
| Sysmiss | | 35654 | |
| Warning: these figures indicate the number of cases found in the data file. They cannot be interpreted as summary statistics of the population of interest. | | | |
| # dm_partic_artadhere_12mts: Did you participate in this service / program in the last 12 months? Support for | | | |
| Information | [Type= discrete] [Format=numeric] [Range= 0-98] [Missing=*] | | |
| Statistics [NW/ W] | [Valid=362 /-] [Invalid=36530 /-] | | |
| Value | Label | Cases | Percentage |
| 0 | No, I have never had it | 0 | |
| 1 | Yes | 246 | <div><div></div></div> 68.0% |
| 2 | No | 108 | <div><div></div></div> 29.8% |
| 3 | Yes, but not sure about the exact age | 0 | |
| 93 | Prefer not to answer | 0 | |

| # dm_partic_artadhere_12mts: Did you participate in this service / program in the last 12 months? Support for | | | |
|---|---|-------|------------|
| Value | Label | Cases | Percentage |
| 95 | Not had sex with this partner in the last 4 weeks | 0 | |
| 98 | Don't know | 8 | 2.2% |
| Sysmiss | | 36530 | |
| Warning: these figures indicate the number of cases found in the data file. They cannot be interpreted as summary statistics of the population of interest. | | | |
| # dm_artadhere_wasdreams: Was this a DREAMS service / program? Support for adherence to ART | | | |
| Information | [Type= discrete] [Format=numeric] [Range= 0-98] [Missing=*] | | |
| Statistics [NW/ W] | [Valid=246 /-] [Invalid=36646 /-] | | |
| Value | Label | Cases | Percentage |
| 0 | No, I have never had it | 0 | |
| 1 | Yes | 10 | 4.1% |
| 2 | No | 189 | 76.8% |
| 3 | Yes, but not sure about the exact age | 0 | |
| 93 | Prefer not to answer | 6 | 2.4% |
| 95 | Not had sex with this partner in the last 4 weeks | 0 | |
| 98 | Don't know | 41 | 16.7% |
| Sysmiss | | 36646 | |
| Warning: these figures indicate the number of cases found in the data file. They cannot be interpreted as summary statistics of the population of interest. | | | |
| # dm_org_artadhere_prog: Where / from which organisation was it provided? Support for adherence to ART | | | |
| Information | [Type= discrete] [Format=numeric] [Range= 1-98] [Missing=*] | | |
| Statistics [NW/ W] | [Valid=199 /-] [Invalid=36693 /-] | | |
| Value | Label | Cases | Percentage |
| 1 | DoH | 188 | 94.5% |
| 2 | Private Doctor | 1 | 0.5% |
| 3 | Pharmacy | 0 | |
| 4 | Africa Centre / AHRI | 3 | 1.5% |
| 5 | FHI 360 | 0 | |
| 6 | Humana People to People South Africa (HPPSA) | 0 | |
| 7 | Hope International | 0 | |
| 8 | NACOSA | 1 | 0.5% |
| 9 | EDI | 0 | |
| 10 | Ezibayeni | 0 | |
| 11 | Unyezi | 0 | |
| 12 | Isikondlakondla | 0 | |
| 13 | MatCH | 0 | |
| 14 | FPD | 0 | |
| 15 | AFSA | 0 | |
| 16 | TB/HIV Care Association | 0 | |
| 17 | DoE | 1 | 0.5% |
| 18 | Mpilonhle | 0 | |
| 19 | Star for Life | 0 | |
| 96 | Other, specify | 5 | 2.5% |
| 98 | Don't know | 0 | |
| Sysmiss | | 36693 | |
| Warning: these figures indicate the number of cases found in the data file. They cannot be interpreted as summary statistics of the population of interest. | | | |

| # dm_org_artadhere_oth: Please specify details of the other organization. Support for adherence to ART | | | |
|---|---|-------|-----------------------------|
| Information | [Type= discrete] [Format=character] [Missing=*] | | |
| Statistics [NW/ W] | [Valid=5 -/] [Invalid=0 -/] | | |
| # dm_aware_pvedu_prog: Are you aware of the following service / program? Violence prevention-related tr | | | |
| Information | [Type= continuous] [Format=numeric] [Range= 1-93] [Missing=*] | | |
| Statistics [NW/ W] | [Valid=7466 -/] [Invalid=29426 -/] [Mean=4.921 -/] [StdDev=16.123 -/] | | |
| # dm_partic_pvedu_prog: Have you ever used (participated in) the service / intervention? Violence preven | | | |
| Information | [Type= discrete] [Format=numeric] [Range= 1-2] [Missing=*] | | |
| Statistics [NW/ W] | [Valid=218 -/] [Invalid=36674 -/] | | |
| # dm_partic_pvedu_12mts: Did you use/ participate in the service in the past 12 months? Violence preventi | | | |
| Information | [Type= continuous] [Format=numeric] [Range= 1-98] [Missing=*] | | |
| Statistics [NW/ W] | [Valid=20 -/] [Invalid=36872 -/] [Mean=6.5 -/] [StdDev=21.542 -/] | | |
| # dm_pvedu_wasdreams: When you used the service in the last 12 months, was it a 'DREAMS' program? Viol | | | |
| Information | [Type= discrete] [Format=numeric] [Range= 1-2] [Missing=*] | | |
| Statistics [NW/ W] | [Valid=6 -/] [Invalid=36886 -/] | | |
| # dm_org_pvedu_prog: Where / from which organisation was it provided? Violence prevention-related tra | | | |
| Information | [Type= continuous] [Format=numeric] [Range= 1-96] [Missing=*] | | |
| Statistics [NW/ W] | [Valid=6 -/] [Invalid=36886 -/] [Mean=21.167 -/] [StdDev=37.145 -/] | | |
| # dm_org_pvedu_oth: Please specify details of the other organization. Violence prevention-related tr | | | |
| Information | [Type= discrete] [Format=character] [Missing=*] | | |
| Statistics [NW/ W] | [Valid=1 -/] [Invalid=0 -/] | | |
| # dm_aware_sasa_prog: Are you aware of the following service / program? SASA! program to reduce violen | | | |
| Information | [Type= discrete] [Format=numeric] [Range= 0-98] [Missing=*] | | |
| Statistics [NW/ W] | [Valid=7463 -/] [Invalid=29429 -/] | | |
| Value | Label | Cases | Percentage |
| 0 | No, I have never had it | 0 | |
| 1 | Yes | 334 | <div><div></div>4.5%</div> |
| 2 | No | 6912 | <div><div></div>92.6%</div> |
| 3 | Yes, but not sure about the exact age | 0 | |
| 93 | Prefer not to answer | 217 | <div><div></div>2.9%</div> |
| 95 | Not had sex with this partner in the last 4 weeks | 0 | |
| 98 | Don't know | 0 | |
| Sysmiss | | 29429 | |
| Warning: these figures indicate the number of cases found in the data file. They cannot be interpreted as summary statistics of the population of interest. | | | |
| # dm_partic_sasa_prog: Have you ever used (participated in) the service / intervention? SASA! program t | | | |
| Information | [Type= discrete] [Format=numeric] [Range= 0-98] [Missing=*] | | |
| Statistics [NW/ W] | [Valid=334 -/] [Invalid=36558 -/] | | |
| Value | Label | Cases | Percentage |
| 0 | No, I have never had it | 0 | |
| 1 | Yes | 81 | <div><div></div>24.3%</div> |
| 2 | No | 250 | <div><div></div>74.9%</div> |
| 3 | Yes, but not sure about the exact age | 0 | |

| # dm_partic_sasa_prog: Have you ever used (participated in) the service / intervention? SASA! program t | | | |
|---|---|-------|------------|
| Value | Label | Cases | Percentage |
| 93 | Prefer not to answer | 0 | |
| 95 | Not had sex with this partner in the last 4 weeks | 0 | |
| 98 | Don't know | 3 | 0.9% |
| Sysmiss | | 36558 | |
| Warning: these figures indicate the number of cases found in the data file. They cannot be interpreted as summary statistics of the population of interest. | | | |
| # dm_partic_sasa_12mts: Did you use/ participate in the service in the past 12 months? SASA! program to | | | |
| Information | [Type= discrete] [Format=numeric] [Range= 0-98] [Missing=*] | | |
| Statistics [NW/ W] | [Valid=81 /-] [Invalid=36811 /-] | | |
| Value | Label | Cases | Percentage |
| 0 | No, I have never had it | 0 | |
| 1 | Yes | 11 | 13.6% |
| 2 | No | 67 | 82.7% |
| 3 | Yes, but not sure about the exact age | 0 | |
| 93 | Prefer not to answer | 2 | 2.5% |
| 95 | Not had sex with this partner in the last 4 weeks | 0 | |
| 98 | Don't know | 1 | 1.2% |
| Sysmiss | | 36811 | |
| Warning: these figures indicate the number of cases found in the data file. They cannot be interpreted as summary statistics of the population of interest. | | | |
| # dm_sasa_wasdreams: When you used the service in the last 12 months, was it a 'DREAMS' program? STI | | | |
| Information | [Type= discrete] [Format=numeric] [Range= 0-98] [Missing=*] | | |
| Statistics [NW/ W] | [Valid=11 /-] [Invalid=36881 /-] | | |
| Value | Label | Cases | Percentage |
| 0 | No, I have never had it | 0 | |
| 1 | Yes | 5 | 45.5% |
| 2 | No | 6 | 54.5% |
| 3 | Yes, but not sure about the exact age | 0 | |
| 93 | Prefer not to answer | 0 | |
| 95 | Not had sex with this partner in the last 4 weeks | 0 | |
| 98 | Don't know | 0 | |
| Sysmiss | | 36881 | |
| Warning: these figures indicate the number of cases found in the data file. They cannot be interpreted as summary statistics of the population of interest. | | | |
| # dm_org_sasa_prog: Where / from which organisation was it provided? SASA! program to reduce violenc | | | |
| Information | [Type= discrete] [Format=numeric] [Range= 1-98] [Missing=*] | | |
| Statistics [NW/ W] | [Valid=11 /-] [Invalid=36881 /-] | | |
| Value | Label | Cases | Percentage |
| 1 | DoH | 3 | 27.3% |
| 2 | Private Doctor | 0 | |
| 3 | Pharmacy | 0 | |
| 4 | Africa Centre / AHRI | 1 | 9.1% |
| 5 | FHI 360 | 0 | |
| 6 | Humana People to People South Africa (HPPSA) | 5 | 45.5% |
| 7 | Hope International | 0 | |
| 8 | NACOSA | 1 | 9.1% |

dm_org_sasa_prog: Where / from which organisation was it provided? SASA! program to reduce violenc

| Value | Label | Cases | Percentage |
|---------|-------------------------|-------|------------|
| 9 | EDI | 0 | |
| 10 | Ezibayeni | 0 | |
| 11 | Unyezi | 0 | |
| 12 | Isikondlakondla | 0 | |
| 13 | MatCH | 0 | |
| 14 | FPD | 0 | |
| 15 | AFSA | 0 | |
| 16 | TB/HIV Care Association | 0 | |
| 17 | DoE | 1 | 9.1% |
| 18 | Mpilonhle | 0 | |
| 19 | Star for Life | 0 | |
| 96 | Other, specify | 0 | |
| 98 | Don't know | 0 | |
| Sysmiss | | 36881 | |

Warning: these figures indicate the number of cases found in the data file. They cannot be interpreted as summary statistics of the population of interest.

dm_org_sasa_oth: Please specify details of the other organization. SASA! program to reduce violen

| | |
|--------------------|---|
| Information | [Type= discrete] [Format=character] [Missing=*] |
| Statistics [NW/ W] | [Valid=0 /-] [Invalid=0 /-] |

dm_partic_genorm_prog: Did you participate in this service / program? Gender norms

| | |
|--------------------|---|
| Information | [Type= discrete] [Format=numeric] [Range= 0-98] [Missing=*] |
| Statistics [NW/ W] | [Valid=69 /-] [Invalid=36823 /-] |

| Value | Label | Cases | Percentage |
|---------|---|-------|------------|
| 0 | No, I have never had it | 0 | |
| 1 | Yes | 12 | 17.4% |
| 2 | No | 57 | 82.6% |
| 3 | Yes, but not sure about the exact age | 0 | |
| 93 | Prefer not to answer | 0 | |
| 95 | Not had sex with this partner in the last 4 weeks | 0 | |
| 98 | Don't know | 0 | |
| Sysmiss | | 36823 | |

Warning: these figures indicate the number of cases found in the data file. They cannot be interpreted as summary statistics of the population of interest.

dm_aware_genorm_prog: Are you aware of the following service / program? Gender norms and Violence prev

| | |
|--------------------|---|
| Information | [Type= discrete] [Format=numeric] [Range= 0-98] [Missing=*] |
| Statistics [NW/ W] | [Valid=7460 /-] [Invalid=29432 /-] |

| Value | Label | Cases | Percentage |
|---------|---|-------|------------|
| 0 | No, I have never had it | 0 | |
| 1 | Yes | 69 | 0.9% |
| 2 | No | 7391 | 99.1% |
| 3 | Yes, but not sure about the exact age | 0 | |
| 93 | Prefer not to answer | 0 | |
| 95 | Not had sex with this partner in the last 4 weeks | 0 | |
| 98 | Don't know | 0 | |
| Sysmiss | | 29432 | |

| # dm_aware_genorm_prog: Are you aware of the following service / program? Gender norms and Violence prev | | | |
|---|---|-------|------------------------------|
| Warning: these figures indicate the number of cases found in the data file. They cannot be interpreted as summary statistics of the population of interest. | | | |
| # dm_partic_genorm_12mts: Did you participate in this service / program in the last 12 months? Gender norm | | | |
| Information | [Type= discrete] [Format=numeric] [Range= 0-98] [Missing=*] | | |
| Statistics [NW/ W] | [Valid=12 /-] [Invalid=36880 /-] | | |
| Value | Label | Cases | Percentage |
| 0 | No, I have never had it | 0 | |
| 1 | Yes | 6 | <div><div></div></div> 50.0% |
| 2 | No | 6 | <div><div></div></div> 50.0% |
| 3 | Yes, but not sure about the exact age | 0 | |
| 93 | Prefer not to answer | 0 | |
| 95 | Not had sex with this partner in the last 4 weeks | 0 | |
| 98 | Don't know | 0 | |
| Sysmiss | | 36880 | |
| Warning: these figures indicate the number of cases found in the data file. They cannot be interpreted as summary statistics of the population of interest. | | | |
| # dm_genorm_wasdreams: Was this a DREAMS service / program? Gender norms | | | |
| Information | [Type= discrete] [Format=numeric] [Range= 0-98] [Missing=*] | | |
| Statistics [NW/ W] | [Valid=6 /-] [Invalid=36886 /-] | | |
| Value | Label | Cases | Percentage |
| 0 | No, I have never had it | 0 | |
| 1 | Yes | 2 | <div><div></div></div> 33.3% |
| 2 | No | 4 | <div><div></div></div> 66.7% |
| 3 | Yes, but not sure about the exact age | 0 | |
| 93 | Prefer not to answer | 0 | |
| 95 | Not had sex with this partner in the last 4 weeks | 0 | |
| 98 | Don't know | 0 | |
| Sysmiss | | 36886 | |
| Warning: these figures indicate the number of cases found in the data file. They cannot be interpreted as summary statistics of the population of interest. | | | |
| # dm_org_genorm_prog: Where / from which organisation was it provided? Gender norms | | | |
| Information | [Type= discrete] [Format=character] [Missing=*] | | |
| Statistics [NW/ W] | [Valid=6 /-] [Invalid=0 /-] | | |
| # dm_org_genorm_oth: Please specify details of the other organization. Gender norms | | | |
| Information | [Type= discrete] [Format=character] [Missing=*] | | |
| Statistics [NW/ W] | [Valid=0 /-] [Invalid=0 /-] | | |
| # dm_aware_hivsti_prog: Are you aware of the following service / program?OTHER DREAMS services/programs | | | |
| Information | [Type= discrete] [Format=numeric] [Range= 0-98] [Missing=*] | | |
| Statistics [NW/ W] | [Valid=2005 /-] [Invalid=34887 /-] | | |
| Value | Label | Cases | Percentage |
| 0 | No, I have never had it | 0 | |
| 1 | Yes | 31 | <div><div></div></div> 1.5% |
| 2 | No | 1913 | <div><div></div></div> 95.4% |
| 3 | Yes, but not sure about the exact age | 0 | |
| 93 | Prefer not to answer | 61 | <div><div></div></div> 3.0% |
| 95 | Not had sex with this partner in the last 4 weeks | 0 | |

| # dm_aware_hivsti_prog: Are you aware of the following service / program? OTHER DREAMS services/programs | | | |
|---|---|-------|------------------------------|
| Value | Label | Cases | Percentage |
| 98 | Don't know | 0 | |
| Sysmiss | | 34887 | |
| Warning: these figures indicate the number of cases found in the data file. They cannot be interpreted as summary statistics of the population of interest. | | | |
| # dm_partic_hivsti_prog: Have you ever used (participated in) the service / intervention? OTHER DREAMS se | | | |
| Information | [Type= discrete] [Format=numeric] [Range= 0-98] [Missing=*] | | |
| Statistics [NW/ W] | [Valid=31 /-] [Invalid=36861 /-] | | |
| Value | Label | Cases | Percentage |
| 0 | No, I have never had it | 0 | |
| 1 | Yes | 4 | <div><div></div></div> 12.9% |
| 2 | No | 27 | <div><div></div></div> 87.1% |
| 3 | Yes, but not sure about the exact age | 0 | |
| 93 | Prefer not to answer | 0 | |
| 95 | Not had sex with this partner in the last 4 weeks | 0 | |
| 98 | Don't know | 0 | |
| Sysmiss | | 36861 | |
| Warning: these figures indicate the number of cases found in the data file. They cannot be interpreted as summary statistics of the population of interest. | | | |
| # dm_partic_hivsti_12mts: Did you use/ participate in the service in the past 12 months? OTHER DREAMS serv | | | |
| Information | [Type= discrete] [Format=numeric] [Range= 0-98] [Missing=*] | | |
| Statistics [NW/ W] | [Valid=4 /-] [Invalid=36888 /-] | | |
| Value | Label | Cases | Percentage |
| 0 | No, I have never had it | 0 | |
| 1 | Yes | 3 | <div><div></div></div> 75.0% |
| 2 | No | 1 | <div><div></div></div> 25.0% |
| 3 | Yes, but not sure about the exact age | 0 | |
| 93 | Prefer not to answer | 0 | |
| 95 | Not had sex with this partner in the last 4 weeks | 0 | |
| 98 | Don't know | 0 | |
| Sysmiss | | 36888 | |
| Warning: these figures indicate the number of cases found in the data file. They cannot be interpreted as summary statistics of the population of interest. | | | |
| # dm_hivsti_wasdreams: When you used the service in the last 12 months, was it a 'DREAMS' program? OTHE | | | |
| Information | [Type= discrete] [Format=numeric] [Range= 0-98] [Missing=*] | | |
| Statistics [NW/ W] | [Valid=3 /-] [Invalid=36889 /-] | | |
| Value | Label | Cases | Percentage |
| 0 | No, I have never had it | 0 | |
| 1 | Yes | 1 | <div><div></div></div> 33.3% |
| 2 | No | 2 | <div><div></div></div> 66.7% |
| 3 | Yes, but not sure about the exact age | 0 | |
| 93 | Prefer not to answer | 0 | |
| 95 | Not had sex with this partner in the last 4 weeks | 0 | |
| 98 | Don't know | 0 | |
| Sysmiss | | 36889 | |
| Warning: these figures indicate the number of cases found in the data file. They cannot be interpreted as summary statistics of the population of interest. | | | |

| # dm_org_hivsti_prog: Where / from which organisation was it provided? OTHER DREAMS services/programs | | | | |
|---|---|---|-------------|-------|
| Information | | [Type= discrete] [Format=numeric] [Range= 1-98] [Missing=*] | | |
| Statistics [NW/ W] | | [Valid=3 -/] [Invalid=36889 -/] | | |
| Value | Label | Cases | Percentage | |
| 1 | DoH | 1 | <div></div> | 33.3% |
| 2 | Private Doctor | 1 | <div></div> | 33.3% |
| 3 | Pharmacy | 0 | | |
| 4 | Africa Centre / AHRI | 0 | | |
| 5 | FHI 360 | 0 | | |
| 6 | Humana People to People South Africa (HPPSA) | 0 | | |
| 7 | Hope International | 0 | | |
| 8 | NACOSA | 1 | <div></div> | 33.3% |
| 9 | EDI | 0 | | |
| 10 | Ezibayeni | 0 | | |
| 11 | Unyezi | 0 | | |
| 12 | Isikondlakondla | 0 | | |
| 13 | MatCH | 0 | | |
| 14 | FPD | 0 | | |
| 15 | AFSA | 0 | | |
| 16 | TB/HIV Care Association | 0 | | |
| 17 | DoE | 0 | | |
| 18 | Mpilonhle | 0 | | |
| 19 | Star for Life | 0 | | |
| 96 | Other, specify | 0 | | |
| 98 | Don't know | 0 | | |
| Sysmiss | | 36889 | | |
| Warning: these figures indicate the number of cases found in the data file. They cannot be interpreted as summary statistics of the population of interest. | | | | |
| # dm_org_hivsti_oth: Please specify details of the other organization. OTHER DREAMS services/programs | | | | |
| Information | | [Type= discrete] [Format=character] [Missing=*] | | |
| Statistics [NW/ W] | | [Valid=0 -/] [Invalid=0 -/] | | |
| # dm_aware_schooledu_prog: Are you aware of the following service / program? HIV education or Life skills | | | | |
| Information | | [Type= discrete] [Format=numeric] [Range= 0-98] [Missing=*] | | |
| Statistics [NW/ W] | | [Valid=1362 -/] [Invalid=35530 -/] | | |
| Value | Label | Cases | Percentage | |
| 0 | No, I have never had it | 0 | | |
| 1 | Yes | 396 | <div></div> | 29.1% |
| 2 | No | 941 | <div></div> | 69.1% |
| 3 | Yes, but not sure about the exact age | 0 | | |
| 93 | Prefer not to answer | 25 | <div></div> | 1.8% |
| 95 | Not had sex with this partner in the last 4 weeks | 0 | | |
| 98 | Don't know | 0 | | |
| Sysmiss | | 35530 | | |
| Warning: these figures indicate the number of cases found in the data file. They cannot be interpreted as summary statistics of the population of interest. | | | | |
| # dm_partic_schooledu_prog: Did you participate in this service / program? HIV education | | | | |
| Information | | [Type= discrete] [Format=numeric] [Range= 0-98] [Missing=*] | | |

| # dm_partic_schooledu_prog: Did you participate in this service / program? HIV education | | | |
|---|---|---|------------------------------|
| Statistics [NW/ W] | | [Valid=396 /-] [Invalid=36496 /-] | |
| Value | Label | Cases | Percentage |
| 0 | No, I have never had it | 0 | |
| 1 | Yes | 256 | <div><div></div></div> 64.6% |
| 2 | No | 137 | <div><div></div></div> 34.6% |
| 3 | Yes, but not sure about the exact age | 0 | |
| 93 | Prefer not to answer | 0 | |
| 95 | Not had sex with this partner in the last 4 weeks | 0 | |
| 98 | Don't know | 3 | <div><div></div></div> 0.8% |
| Sysmiss | | 36496 | |
| Warning: these figures indicate the number of cases found in the data file. They cannot be interpreted as summary statistics of the population of interest. | | | |
| # dm_partic_schooledu_12mts: Did you participate in this service / program in the last 12 months? HIV educati | | | |
| Information | | [Type= discrete] [Format=numeric] [Range= 0-98] [Missing=*] | |
| Statistics [NW/ W] | | [Valid=256 /-] [Invalid=36636 /-] | |
| Value | Label | Cases | Percentage |
| 0 | No, I have never had it | 0 | |
| 1 | Yes | 167 | <div><div></div></div> 65.2% |
| 2 | No | 88 | <div><div></div></div> 34.4% |
| 3 | Yes, but not sure about the exact age | 0 | |
| 93 | Prefer not to answer | 0 | |
| 95 | Not had sex with this partner in the last 4 weeks | 0 | |
| 98 | Don't know | 1 | <div><div></div></div> 0.4% |
| Sysmiss | | 36636 | |
| Warning: these figures indicate the number of cases found in the data file. They cannot be interpreted as summary statistics of the population of interest. | | | |
| # dm_schooledu_wasdreams: Was this a DREAMS service / program? HIV education | | | |
| Information | | [Type= discrete] [Format=numeric] [Range= 0-98] [Missing=*] | |
| Statistics [NW/ W] | | [Valid=167 /-] [Invalid=36725 /-] | |
| Value | Label | Cases | Percentage |
| 0 | No, I have never had it | 0 | |
| 1 | Yes | 7 | <div><div></div></div> 4.2% |
| 2 | No | 150 | <div><div></div></div> 89.8% |
| 3 | Yes, but not sure about the exact age | 0 | |
| 93 | Prefer not to answer | 0 | |
| 95 | Not had sex with this partner in the last 4 weeks | 0 | |
| 98 | Don't know | 10 | <div><div></div></div> 6.0% |
| Sysmiss | | 36725 | |
| Warning: these figures indicate the number of cases found in the data file. They cannot be interpreted as summary statistics of the population of interest. | | | |
| # dm_org_schooledu_prog: Where / from which organisation was it provided? HIV education | | | |
| Information | | [Type= discrete] [Format=numeric] [Range= 1-98] [Missing=*] | |
| Statistics [NW/ W] | | [Valid=157 /-] [Invalid=36735 /-] | |
| Value | Label | Cases | Percentage |
| 1 | DoH | 11 | <div><div></div></div> 7.0% |
| 2 | Private Doctor | 1 | <div><div></div></div> 0.6% |
| 3 | Pharmacy | 0 | |

| # dm_org_schooledu_prog: Where / from which organisation was it provided? HIV education | | | |
|---|---|-------|------------|
| Value | Label | Cases | Percentage |
| 4 | Africa Centre / AHRI | 0 | |
| 5 | FHI 360 | 0 | |
| 6 | Humana People to People South Africa (HPPSA) | 2 | 1.3% |
| 7 | Hope International | 0 | |
| 8 | NACOSA | 0 | |
| 9 | EDI | 1 | 0.6% |
| 10 | Ezibayeni | 0 | |
| 11 | Unyezi | 0 | |
| 12 | Isikondlakondla | 3 | 1.9% |
| 13 | MatCH | 0 | |
| 14 | FPD | 0 | |
| 15 | AFSA | 0 | |
| 16 | TB/HIV Care Association | 0 | |
| 17 | DoE | 129 | 82.2% |
| 18 | Mpilonhle | 0 | |
| 19 | Star for Life | 0 | |
| 96 | Other, specify | 10 | 6.4% |
| 98 | Don't know | 0 | |
| Sysmiss | | 36735 | |
| Warning: these figures indicate the number of cases found in the data file. They cannot be interpreted as summary statistics of the population of interest. | | | |
| # mv_money_spent_1: In the last one year, when you spent money on your daily needs, other odds and e | | | |
| Information | [Type= discrete] [Format=numeric] [Range= 1-98] [Missing=*] | | |
| Statistics [NW/ W] | [Valid=2277 /-] [Invalid=34615 /-] | | |
| Value | Label | Cases | Percentage |
| 1 | My own earnings | 2277 | 100.0% |
| 2 | Mother | 0 | |
| 3 | Father | 0 | |
| 4 | Guardian you live with | 0 | |
| 5 | Grandparents | 0 | |
| 6 | Other relatives | 0 | |
| 7 | Friend | 0 | |
| 8 | Boyfriend/ girlfriend | 0 | |
| 9 | Husband/wife | 0 | |
| 10 | Own savings | 0 | |
| 11 | Savings group stockvel | 0 | |
| 12 | Casual jobs/chores | 0 | |
| 13 | Steady job | 0 | |
| 14 | Cash transfers | 0 | |
| 93 | Prefer not to answer | 0 | |
| 96 | Social grants other | 0 | |
| 98 | Don't know | 0 | |
| Sysmiss | | 34615 | |
| Warning: these figures indicate the number of cases found in the data file. They cannot be interpreted as summary statistics of the population of interest. | | | |

| # mv_money_spent_2: In the last one year, when you spent money on your daily needs, other odds and e | | | |
|---|------------------------|---|-------------------------------|
| Information | | [Type= discrete] [Format=numeric] [Range= 1-98] [Missing=*] | |
| Statistics [NW/ W] | | [Valid=1729 /-] [Invalid=35163 /-] | |
| Value | Label | Cases | Percentage |
| 1 | My own earnings | 0 | <div><div></div></div> 100.0% |
| 2 | Mother | 1729 | |
| 3 | Father | 0 | |
| 4 | Guardian you live with | 0 | |
| 5 | Grandparents | 0 | |
| 6 | Other relatives | 0 | |
| 7 | Friend | 0 | |
| 8 | Boyfriend/ girlfriend | 0 | |
| 9 | Husband/wife | 0 | |
| 10 | Own savings | 0 | |
| 11 | Savings group stockvel | 0 | |
| 12 | Casual jobs/chores | 0 | |
| 13 | Steady job | 0 | |
| 14 | Cash transfers | 0 | |
| 93 | Prefer not to answer | 0 | |
| 96 | Social grants other | 0 | |
| 98 | Don't know | 0 | |
| Sysmiss | | 35163 | |
| Warning: these figures indicate the number of cases found in the data file. They cannot be interpreted as summary statistics of the population of interest. | | | |
| # mv_money_spent_3: In the last one year, when you spent money on your daily needs, other odds and e | | | |
| Information | | [Type= discrete] [Format=numeric] [Range= 1-98] [Missing=*] | |
| Statistics [NW/ W] | | [Valid=456 /-] [Invalid=36436 /-] | |
| Value | Label | Cases | Percentage |
| 1 | My own earnings | 0 | <div><div></div></div> 100.0% |
| 2 | Mother | 0 | |
| 3 | Father | 456 | |
| 4 | Guardian you live with | 0 | |
| 5 | Grandparents | 0 | |
| 6 | Other relatives | 0 | |
| 7 | Friend | 0 | |
| 8 | Boyfriend/ girlfriend | 0 | |
| 9 | Husband/wife | 0 | |
| 10 | Own savings | 0 | |
| 11 | Savings group stockvel | 0 | |
| 12 | Casual jobs/chores | 0 | |
| 13 | Steady job | 0 | |
| 14 | Cash transfers | 0 | |
| 93 | Prefer not to answer | 0 | |
| 96 | Social grants other | 0 | |
| 98 | Don't know | 0 | |
| Sysmiss | | 36436 | |
| Warning: these figures indicate the number of cases found in the data file. They cannot be interpreted as summary statistics of the population of interest. | | | |

| # mv_money_spent_4: In the last one year, when you spent money on your daily needs, other odds and e | | | |
|---|---|-------|------------|
| Information | [Type= discrete] [Format=numeric] [Range= 1-98] [Missing=*] | | |
| Statistics [NW/ W] | [Valid=161 /-] [Invalid=36731 /-] | | |
| Value | Label | Cases | Percentage |
| 1 | My own earnings | 0 | |
| 2 | Mother | 0 | |
| 3 | Father | 0 | |
| 4 | Guardian you live with | 161 | 100.0% |
| 5 | Grandparents | 0 | |
| 6 | Other relatives | 0 | |
| 7 | Friend | 0 | |
| 8 | Boyfriend/ girlfriend | 0 | |
| 9 | Husband/wife | 0 | |
| 10 | Own savings | 0 | |
| 11 | Savings group stockvel | 0 | |
| 12 | Casual jobs/chores | 0 | |
| 13 | Steady job | 0 | |
| 14 | Cash transfers | 0 | |
| 93 | Prefer not to answer | 0 | |
| 96 | Social grants other | 0 | |
| 98 | Don't know | 0 | |
| Sysmiss | | 36731 | |
| Warning: these figures indicate the number of cases found in the data file. They cannot be interpreted as summary statistics of the population of interest. | | | |
| # mv_money_spent_5: In the last one year, when you spent money on your daily needs, other odds and e | | | |
| Information | [Type= discrete] [Format=numeric] [Range= 1-98] [Missing=*] | | |
| Statistics [NW/ W] | [Valid=223 /-] [Invalid=36669 /-] | | |
| Value | Label | Cases | Percentage |
| 1 | My own earnings | 0 | |
| 2 | Mother | 0 | |
| 3 | Father | 0 | |
| 4 | Guardian you live with | 0 | |
| 5 | Grandparents | 223 | 100.0% |
| 6 | Other relatives | 0 | |
| 7 | Friend | 0 | |
| 8 | Boyfriend/ girlfriend | 0 | |
| 9 | Husband/wife | 0 | |
| 10 | Own savings | 0 | |
| 11 | Savings group stockvel | 0 | |
| 12 | Casual jobs/chores | 0 | |
| 13 | Steady job | 0 | |
| 14 | Cash transfers | 0 | |
| 93 | Prefer not to answer | 0 | |
| 96 | Social grants other | 0 | |
| 98 | Don't know | 0 | |
| Sysmiss | | 36669 | |
| Warning: these figures indicate the number of cases found in the data file. They cannot be interpreted as summary statistics of the population of interest. | | | |

| # mv_money_spent_6: In the last one year, when you spent money on your daily needs, other odds and e | | | |
|---|---|-------|------------|
| Information | [Type= discrete] [Format=numeric] [Range= 1-98] [Missing=*] | | |
| Statistics [NW/ W] | [Valid=226 /-] [Invalid=36666 /-] | | |
| Value | Label | Cases | Percentage |
| 1 | My own earnings | 0 | |
| 2 | Mother | 0 | |
| 3 | Father | 0 | |
| 4 | Guardian you live with | 0 | |
| 5 | Grandparents | 0 | |
| 6 | Other relatives | 226 | 100.0% |
| 7 | Friend | 0 | |
| 8 | Boyfriend/ girlfriend | 0 | |
| 9 | Husband/wife | 0 | |
| 10 | Own savings | 0 | |
| 11 | Savings group stockvel | 0 | |
| 12 | Casual jobs/chores | 0 | |
| 13 | Steady job | 0 | |
| 14 | Cash transfers | 0 | |
| 93 | Prefer not to answer | 0 | |
| 96 | Social grants other | 0 | |
| 98 | Don't know | 0 | |
| Sysmiss | | 36666 | |
| Warning: these figures indicate the number of cases found in the data file. They cannot be interpreted as summary statistics of the population of interest. | | | |
| # mv_money_spent_7: In the last one year, when you spent money on your daily needs, other odds and e | | | |
| Information | [Type= discrete] [Format=numeric] [Range= 1-98] [Missing=*] | | |
| Statistics [NW/ W] | [Valid=64 /-] [Invalid=36828 /-] | | |
| Value | Label | Cases | Percentage |
| 1 | My own earnings | 0 | |
| 2 | Mother | 0 | |
| 3 | Father | 0 | |
| 4 | Guardian you live with | 0 | |
| 5 | Grandparents | 0 | |
| 6 | Other relatives | 0 | |
| 7 | Friend | 64 | 100.0% |
| 8 | Boyfriend/ girlfriend | 0 | |
| 9 | Husband/wife | 0 | |
| 10 | Own savings | 0 | |
| 11 | Savings group stockvel | 0 | |
| 12 | Casual jobs/chores | 0 | |
| 13 | Steady job | 0 | |
| 14 | Cash transfers | 0 | |
| 93 | Prefer not to answer | 0 | |
| 96 | Social grants other | 0 | |
| 98 | Don't know | 0 | |
| Sysmiss | | 36828 | |
| Warning: these figures indicate the number of cases found in the data file. They cannot be interpreted as summary statistics of the population of interest. | | | |

| # mv_money_spent_8: In the last one year, when you spent money on your daily needs, other odds and e | | | |
|---|---|-------|------------|
| Information | [Type= discrete] [Format=numeric] [Range= 1-98] [Missing=*] | | |
| Statistics [NW/ W] | [Valid=582 /-] [Invalid=36310 /-] | | |
| Value | Label | Cases | Percentage |
| 1 | My own earnings | 0 | |
| 2 | Mother | 0 | |
| 3 | Father | 0 | |
| 4 | Guardian you live with | 0 | |
| 5 | Grandparents | 0 | |
| 6 | Other relatives | 0 | |
| 7 | Friend | 0 | |
| 8 | Boyfriend/ girlfriend | 582 | 100.0% |
| 9 | Husband/wife | 0 | |
| 10 | Own savings | 0 | |
| 11 | Savings group stockvel | 0 | |
| 12 | Casual jobs/chores | 0 | |
| 13 | Steady job | 0 | |
| 14 | Cash transfers | 0 | |
| 93 | Prefer not to answer | 0 | |
| 96 | Social grants other | 0 | |
| 98 | Don't know | 0 | |
| Sysmiss | | 36310 | |
| Warning: these figures indicate the number of cases found in the data file. They cannot be interpreted as summary statistics of the population of interest. | | | |
| # mv_money_spent_9: In the last one year, when you spent money on your daily needs, other odds and e | | | |
| Information | [Type= discrete] [Format=numeric] [Range= 1-98] [Missing=*] | | |
| Statistics [NW/ W] | [Valid=448 /-] [Invalid=36444 /-] | | |
| Value | Label | Cases | Percentage |
| 1 | My own earnings | 0 | |
| 2 | Mother | 0 | |
| 3 | Father | 0 | |
| 4 | Guardian you live with | 0 | |
| 5 | Grandparents | 0 | |
| 6 | Other relatives | 0 | |
| 7 | Friend | 0 | |
| 8 | Boyfriend/ girlfriend | 0 | |
| 9 | Husband/wife | 448 | 100.0% |
| 10 | Own savings | 0 | |
| 11 | Savings group stockvel | 0 | |
| 12 | Casual jobs/chores | 0 | |
| 13 | Steady job | 0 | |
| 14 | Cash transfers | 0 | |
| 93 | Prefer not to answer | 0 | |
| 96 | Social grants other | 0 | |
| 98 | Don't know | 0 | |
| Sysmiss | | 36444 | |
| Warning: these figures indicate the number of cases found in the data file. They cannot be interpreted as summary statistics of the population of interest. | | | |

| # mv_money_spent_10: In the last one year, when you spent money on your daily needs, other odds and e | | | |
|---|---|-------|--------------------|
| Information | [Type= discrete] [Format=numeric] [Range= 1-98] [Missing=*] | | |
| Statistics [NW/ W] | [Valid=60 /-] [Invalid=36832 /-] | | |
| Value | Label | Cases | Percentage |
| 1 | My own earnings | 0 | |
| 2 | Mother | 0 | |
| 3 | Father | 0 | |
| 4 | Guardian you live with | 0 | |
| 5 | Grandparents | 0 | |
| 6 | Other relatives | 0 | |
| 7 | Friend | 0 | |
| 8 | Boyfriend/ girlfriend | 0 | |
| 9 | Husband/wife | 0 | |
| 10 | Own savings | 60 | <div></div> 100.0% |
| 11 | Savings group stockvel | 0 | |
| 12 | Casual jobs/chores | 0 | |
| 13 | Steady job | 0 | |
| 14 | Cash transfers | 0 | |
| 93 | Prefer not to answer | 0 | |
| 96 | Social grants other | 0 | |
| 98 | Don't know | 0 | |
| Sysmiss | | 36832 | |
| Warning: these figures indicate the number of cases found in the data file. They cannot be interpreted as summary statistics of the population of interest. | | | |
| # mv_money_spent_11: In the last one year, when you spent money on your daily needs, other odds and e | | | |
| Information | [Type= discrete] [Format=numeric] [Range= 1-98] [Missing=*] | | |
| Statistics [NW/ W] | [Valid=32 /-] [Invalid=36860 /-] | | |
| Value | Label | Cases | Percentage |
| 1 | My own earnings | 0 | |
| 2 | Mother | 0 | |
| 3 | Father | 0 | |
| 4 | Guardian you live with | 0 | |
| 5 | Grandparents | 0 | |
| 6 | Other relatives | 0 | |
| 7 | Friend | 0 | |
| 8 | Boyfriend/ girlfriend | 0 | |
| 9 | Husband/wife | 0 | |
| 10 | Own savings | 0 | |
| 11 | Savings group stockvel | 32 | <div></div> 100.0% |
| 12 | Casual jobs/chores | 0 | |
| 13 | Steady job | 0 | |
| 14 | Cash transfers | 0 | |
| 93 | Prefer not to answer | 0 | |
| 96 | Social grants other | 0 | |
| 98 | Don't know | 0 | |
| Sysmiss | | 36860 | |
| Warning: these figures indicate the number of cases found in the data file. They cannot be interpreted as summary statistics of the population of interest. | | | |

| # mv_money_spent_12: In the last one year, when you spent money on your daily needs, other odds and e | | | |
|---|------------------------|---|------------|
| Information | | [Type= discrete] [Format=numeric] [Range= 1-98] [Missing=*] | |
| Statistics [NW/ W] | | [Valid=477 /-] [Invalid=36415 /-] | |
| Value | Label | Cases | Percentage |
| 1 | My own earnings | 0 | |
| 2 | Mother | 0 | |
| 3 | Father | 0 | |
| 4 | Guardian you live with | 0 | |
| 5 | Grandparents | 0 | |
| 6 | Other relatives | 0 | |
| 7 | Friend | 0 | |
| 8 | Boyfriend/ girlfriend | 0 | |
| 9 | Husband/wife | 0 | |
| 10 | Own savings | 0 | |
| 11 | Savings group stockvel | 0 | |
| 12 | Casual jobs/chores | 477 | 100.0% |
| 13 | Steady job | 0 | |
| 14 | Cash transfers | 0 | |
| 93 | Prefer not to answer | 0 | |
| 96 | Social grants other | 0 | |
| 98 | Don't know | 0 | |
| Sysmiss | | 36415 | |
| Warning: these figures indicate the number of cases found in the data file. They cannot be interpreted as summary statistics of the population of interest. | | | |
| # mv_money_spent_13: In the last one year, when you spent money on your daily needs, other odds and e | | | |
| Information | | [Type= discrete] [Format=numeric] [Range= 1-98] [Missing=*] | |
| Statistics [NW/ W] | | [Valid=54 /-] [Invalid=36838 /-] | |
| Value | Label | Cases | Percentage |
| 1 | My own earnings | 0 | |
| 2 | Mother | 0 | |
| 3 | Father | 0 | |
| 4 | Guardian you live with | 0 | |
| 5 | Grandparents | 0 | |
| 6 | Other relatives | 0 | |
| 7 | Friend | 0 | |
| 8 | Boyfriend/ girlfriend | 0 | |
| 9 | Husband/wife | 0 | |
| 10 | Own savings | 0 | |
| 11 | Savings group stockvel | 0 | |
| 12 | Casual jobs/chores | 0 | |
| 13 | Steady job | 54 | 100.0% |
| 14 | Cash transfers | 0 | |
| 93 | Prefer not to answer | 0 | |
| 96 | Social grants other | 0 | |
| 98 | Don't know | 0 | |
| Sysmiss | | 36838 | |
| Warning: these figures indicate the number of cases found in the data file. They cannot be interpreted as summary statistics of the population of interest. | | | |

| # mv_money_spent_14: In the last one year, when you spent money on your daily needs, other odds and e | | | |
|---|---|-------|------------|
| Information | [Type= discrete] [Format=numeric] [Range= 1-98] [Missing=*] | | |
| Statistics [NW/ W] | [Valid=1482 /-] [Invalid=35410 /-] | | |
| Value | Label | Cases | Percentage |
| 1 | My own earnings | 0 | |
| 2 | Mother | 0 | |
| 3 | Father | 0 | |
| 4 | Guardian you live with | 0 | |
| 5 | Grandparents | 0 | |
| 6 | Other relatives | 0 | |
| 7 | Friend | 0 | |
| 8 | Boyfriend/ girlfriend | 0 | |
| 9 | Husband/wife | 0 | |
| 10 | Own savings | 0 | |
| 11 | Savings group stockvel | 0 | |
| 12 | Casual jobs/chores | 0 | |
| 13 | Steady job | 0 | |
| 14 | Cash transfers | 1482 | 100.0% |
| 93 | Prefer not to answer | 0 | |
| 96 | Social grants other | 0 | |
| 98 | Don't know | 0 | |
| Sysmiss | | 35410 | |
| Warning: these figures indicate the number of cases found in the data file. They cannot be interpreted as summary statistics of the population of interest. | | | |
| # mv_money_spent_96: In the last one year, when you spent money on your daily needs, other odds and e | | | |
| Information | [Type= discrete] [Format=numeric] [Range= 1-98] [Missing=*] | | |
| Statistics [NW/ W] | [Valid=91 /-] [Invalid=36801 /-] | | |
| Value | Label | Cases | Percentage |
| 1 | My own earnings | 0 | |
| 2 | Mother | 0 | |
| 3 | Father | 0 | |
| 4 | Guardian you live with | 0 | |
| 5 | Grandparents | 0 | |
| 6 | Other relatives | 0 | |
| 7 | Friend | 0 | |
| 8 | Boyfriend/ girlfriend | 0 | |
| 9 | Husband/wife | 0 | |
| 10 | Own savings | 0 | |
| 11 | Savings group stockvel | 0 | |
| 12 | Casual jobs/chores | 0 | |
| 13 | Steady job | 0 | |
| 14 | Cash transfers | 0 | |
| 93 | Prefer not to answer | 0 | |
| 96 | Social grants other | 91 | 100.0% |
| 98 | Don't know | 0 | |
| Sysmiss | | 36801 | |
| Warning: these figures indicate the number of cases found in the data file. They cannot be interpreted as summary statistics of the population of interest. | | | |

| | | | |
|---|---|-------|------------------------------|
| # mv_money_grantoth: Please specify more details on other grants: | | | |
| Information | [Type= discrete] [Format=character] [Missing=*] | | |
| Statistics [NW/ W] | [Valid=91 -/] [Invalid=0 -/] | | |
| # mv_6mth_savemoney: In the past six months, have you saved, or put money aside to use at a later tim | | | |
| Information | [Type= discrete] [Format=numeric] [Range= 0-98] [Missing=*] | | |
| Statistics [NW/ W] | [Valid=7478 -/] [Invalid=29414 -/] | | |
| Value | Label | Cases | Percentage |
| 0 | No, I have never had it | 0 | |
| 1 | Yes | 706 | <div><div></div></div> 9.4% |
| 2 | No | 6396 | <div><div></div></div> 85.5% |
| 3 | Yes, but not sure about the exact age | 0 | |
| 93 | Prefer not to answer | 373 | <div><div></div></div> 5.0% |
| 95 | Not had sex with this partner in the last 4 weeks | 0 | |
| 98 | Don't know | 3 | <div><div></div></div> 0.0% |
| Sysmiss | | 29414 | |
| Warning: these figures indicate the number of cases found in the data file. They cannot be interpreted as summary statistics of the population of interest. | | | |
| # mv_control_savemoney: Do you have control over these savings? (i.e., Where and how they are stored, an | | | |
| Information | [Type= discrete] [Format=numeric] [Range= 0-98] [Missing=*] | | |
| Statistics [NW/ W] | [Valid=707 -/] [Invalid=36185 -/] | | |
| Value | Label | Cases | Percentage |
| 0 | No, I have never had it | 0 | |
| 1 | Yes | 672 | <div><div></div></div> 95.0% |
| 2 | No | 32 | <div><div></div></div> 4.5% |
| 3 | Yes, but not sure about the exact age | 0 | |
| 93 | Prefer not to answer | 3 | <div><div></div></div> 0.4% |
| 95 | Not had sex with this partner in the last 4 weeks | 0 | |
| 98 | Don't know | 0 | |
| Sysmiss | | 36185 | |
| Warning: these figures indicate the number of cases found in the data file. They cannot be interpreted as summary statistics of the population of interest. | | | |
| # mv_borrmoney_fem: Is there is a female in your community from whom you can borrow money in an emer | | | |
| Information | [Type= discrete] [Format=numeric] [Range= 0-98] [Missing=*] | | |
| Statistics [NW/ W] | [Valid=1293 -/] [Invalid=35599 -/] | | |
| Value | Label | Cases | Percentage |
| 0 | No, I have never had it | 0 | |
| 1 | Yes | 220 | <div><div></div></div> 17.0% |
| 2 | No | 1055 | <div><div></div></div> 81.6% |
| 3 | Yes, but not sure about the exact age | 0 | |
| 93 | Prefer not to answer | 18 | <div><div></div></div> 1.4% |
| 95 | Not had sex with this partner in the last 4 weeks | 0 | |
| 98 | Don't know | 0 | |
| Sysmiss | | 35599 | |
| Warning: these figures indicate the number of cases found in the data file. They cannot be interpreted as summary statistics of the population of interest. | | | |
| # mv_privmeetplace_fem: Do you have a safe and private place to meet with girls and young women who are | | | |
| Information | [Type= discrete] [Format=numeric] [Range= 0-98] [Missing=*] | | |

| # mv_privmeetplace_fem: Do you have a safe and private place to meet with girls and young women who are | | | |
|---|---|---|------------------------------|
| Statistics [NW/ W] | | [Valid=1293 /-] [Invalid=35599 /-] | |
| Value | Label | Cases | Percentage |
| 0 | No, I have never had it | 0 | |
| 1 | Yes | 159 | <div><div></div></div> 12.3% |
| 2 | No | 1114 | <div><div></div></div> 86.2% |
| 3 | Yes, but not sure about the exact age | 0 | |
| 93 | Prefer not to answer | 20 | <div><div></div></div> 1.5% |
| 95 | Not had sex with this partner in the last 4 weeks | 0 | |
| 98 | Don't know | 0 | |
| Sysmiss | | 35599 | |
| Warning: these figures indicate the number of cases found in the data file. They cannot be interpreted as summary statistics of the population of interest. | | | |
| # mv_privmeetregul_fem: If yes, do you meet regularly in such place on a regular basis? | | | |
| Information | | [Type= discrete] [Format=numeric] [Range= 0-98] [Missing=*] | |
| Statistics [NW/ W] | | [Valid=159 /-] [Invalid=36733 /-] | |
| Value | Label | Cases | Percentage |
| 0 | No, I have never had it | 0 | |
| 1 | Yes | 111 | <div><div></div></div> 69.8% |
| 2 | No | 48 | <div><div></div></div> 30.2% |
| 3 | Yes, but not sure about the exact age | 0 | |
| 93 | Prefer not to answer | 0 | |
| 95 | Not had sex with this partner in the last 4 weeks | 0 | |
| 98 | Don't know | 0 | |
| Sysmiss | | 36733 | |
| Warning: these figures indicate the number of cases found in the data file. They cannot be interpreted as summary statistics of the population of interest. | | | |
| # mv_trustfriend_fem: Do you have at least one trusted female friend? | | | |
| Information | | [Type= discrete] [Format=numeric] [Range= 0-98] [Missing=*] | |
| Statistics [NW/ W] | | [Valid=1291 /-] [Invalid=35601 /-] | |
| Value | Label | Cases | Percentage |
| 0 | No, I have never had it | 0 | |
| 1 | Yes | 652 | <div><div></div></div> 50.5% |
| 2 | No | 619 | <div><div></div></div> 47.9% |
| 3 | Yes, but not sure about the exact age | 0 | |
| 93 | Prefer not to answer | 20 | <div><div></div></div> 1.5% |
| 95 | Not had sex with this partner in the last 4 weeks | 0 | |
| 98 | Don't know | 0 | |
| Sysmiss | | 35601 | |
| Warning: these figures indicate the number of cases found in the data file. They cannot be interpreted as summary statistics of the population of interest. | | | |
| # mv_knowguard_fem: Do you know a woman in your community, other than a mother or guardian, whom you | | | |
| Information | | [Type= discrete] [Format=numeric] [Range= 0-98] [Missing=*] | |
| Statistics [NW/ W] | | [Valid=1293 /-] [Invalid=35599 /-] | |
| Value | Label | Cases | Percentage |
| 0 | No, I have never had it | 0 | |
| 1 | Yes | 449 | <div><div></div></div> 34.7% |
| 2 | No | 824 | <div><div></div></div> 63.7% |

| # mv_knowguard_fem: Do you know a woman in your community, other than a mother or guardian, whom you | | | |
|---|---|-------|------------|
| Value | Label | Cases | Percentage |
| 3 | Yes, but not sure about the exact age | 0 | |
| 93 | Prefer not to answer | 20 | 1.5% |
| 95 | Not had sex with this partner in the last 4 weeks | 0 | |
| 98 | Don't know | 0 | |
| Sysmiss | | 35599 | |
| Warning: these figures indicate the number of cases found in the data file. They cannot be interpreted as summary statistics of the population of interest. | | | |
| # mv_borrmoney_mal: For Males: Is there is a male in your community from whom you can borrow money i | | | |
| Information | [Type= discrete] [Format=numeric] [Range= 0-98] [Missing=*] | | |
| Statistics [NW/ W] | [Valid=913 /-] [Invalid=35979 /-] | | |
| Value | Label | Cases | Percentage |
| 0 | No, I have never had it | 0 | |
| 1 | Yes | 118 | 12.9% |
| 2 | No | 781 | 85.5% |
| 3 | Yes, but not sure about the exact age | 0 | |
| 93 | Prefer not to answer | 14 | 1.5% |
| 95 | Not had sex with this partner in the last 4 weeks | 0 | |
| 98 | Don't know | 0 | |
| Sysmiss | | 35979 | |
| Warning: these figures indicate the number of cases found in the data file. They cannot be interpreted as summary statistics of the population of interest. | | | |
| # mv_privmeetplace_mal: Do you have a safe and private place to meet with boys and young men who are lik | | | |
| Information | [Type= discrete] [Format=numeric] [Range= 0-98] [Missing=*] | | |
| Statistics [NW/ W] | [Valid=914 /-] [Invalid=35978 /-] | | |
| Value | Label | Cases | Percentage |
| 0 | No, I have never had it | 0 | |
| 1 | Yes | 222 | 24.3% |
| 2 | No | 680 | 74.4% |
| 3 | Yes, but not sure about the exact age | 0 | |
| 93 | Prefer not to answer | 12 | 1.3% |
| 95 | Not had sex with this partner in the last 4 weeks | 0 | |
| 98 | Don't know | 0 | |
| Sysmiss | | 35978 | |
| Warning: these figures indicate the number of cases found in the data file. They cannot be interpreted as summary statistics of the population of interest. | | | |
| # mv_privmeetregul_mal: If yes, do you meet regularly in such place on a regular basis? | | | |
| Information | [Type= discrete] [Format=numeric] [Range= 0-98] [Missing=*] | | |
| Statistics [NW/ W] | [Valid=224 /-] [Invalid=36668 /-] | | |
| Value | Label | Cases | Percentage |
| 0 | No, I have never had it | 0 | |
| 1 | Yes | 174 | 77.7% |
| 2 | No | 50 | 22.3% |
| 3 | Yes, but not sure about the exact age | 0 | |
| 93 | Prefer not to answer | 0 | |
| 95 | Not had sex with this partner in the last 4 weeks | 0 | |
| 98 | Don't know | 0 | |

| # mv_privmeetregul_mal: If yes, do you meet regularly in such place on a regular basis? | | | |
|---|---|---|------------------------------|
| Value | Label | Cases | Percentage |
| Sysmiss | | 36668 | |
| Warning: these figures indicate the number of cases found in the data file. They cannot be interpreted as summary statistics of the population of interest. | | | |
| # mv_knowguard_mal: Do who know a man in your community, other than a father or guardian, whom you c | | | |
| Information | | [Type= discrete] [Format=numeric] [Range= 0-98] [Missing=*] | |
| Statistics [NW/ W] | | [Valid=915 /-] [Invalid=35977 /-] | |
| Value | Label | Cases | Percentage |
| 0 | No, I have never had it | 0 | |
| 1 | Yes | 274 | <div><div></div></div> 29.9% |
| 2 | No | 627 | <div><div></div></div> 68.5% |
| 3 | Yes, but not sure about the exact age | 0 | |
| 93 | Prefer not to answer | 14 | <div><div></div></div> 1.5% |
| 95 | Not had sex with this partner in the last 4 weeks | 0 | |
| 98 | Don't know | 0 | |
| Sysmiss | | 35977 | |
| Warning: these figures indicate the number of cases found in the data file. They cannot be interpreted as summary statistics of the population of interest. | | | |
| # mv_closefriend_fem: How many females of your age or a similar age do you consider close friends? (By | | | |
| Information | | [Type= discrete] [Format=character] [Missing=*] | |
| Statistics [NW/ W] | | [Valid=1290 /-] [Invalid=0 /-] | |
| # mv_closefriend_mal: For Males: How many males of your age or a similar age do you consider close fri | | | |
| Information | | [Type= discrete] [Format=character] [Missing=*] | |
| Statistics [NW/ W] | | [Valid=912 /-] [Invalid=0 /-] | |
| # hq_hiv_gettestwhere: Would you be able to get a HIV test if you wanted one? | | | |
| Information | | [Type= discrete] [Format=numeric] [Range= 0-98] [Missing=*] | |
| Statistics [NW/ W] | | [Valid=7488 /-] [Invalid=29404 /-] | |
| Value | Label | Cases | Percentage |
| 0 | No, I have never had it | 0 | |
| 1 | Yes | 5632 | <div><div></div></div> 75.2% |
| 2 | No | 1778 | <div><div></div></div> 23.7% |
| 3 | Yes, but not sure about the exact age | 0 | |
| 93 | Prefer not to answer | 78 | <div><div></div></div> 1.0% |
| 95 | Not had sex with this partner in the last 4 weeks | 0 | |
| 98 | Don't know | 0 | |
| Sysmiss | | 29404 | |
| Warning: these figures indicate the number of cases found in the data file. They cannot be interpreted as summary statistics of the population of interest. | | | |
| # hq_hiv_knwstatus: Do you think that it is important for people to know their status? | | | |
| Information | | [Type= discrete] [Format=numeric] [Range= 0-98] [Missing=*] | |
| Statistics [NW/ W] | | [Valid=7490 /-] [Invalid=29402 /-] | |
| Value | Label | Cases | Percentage |
| 0 | No, I have never had it | 0 | |
| 1 | Yes | 7043 | <div><div></div></div> 94.0% |
| 2 | No | 353 | <div><div></div></div> 4.7% |
| 3 | Yes, but not sure about the exact age | 0 | |

| # hq_hiv_knwstatus: Do you think that it is important for people to know their status? | | | |
|---|---|-------|-------------------------------|
| Value | Label | Cases | Percentage |
| 93 | Prefer not to answer | 94 | <div><div></div></div> 1.3% |
| 95 | Not had sex with this partner in the last 4 weeks | 0 | |
| 98 | Don't know | 0 | |
| Sysmiss | | 29402 | |
| Warning: these figures indicate the number of cases found in the data file. They cannot be interpreted as summary statistics of the population of interest. | | | |
| # hq_hiv_impctest_1: Why is it important to be HIV tested? | | | |
| Information | [Type= discrete] [Format=numeric] [Range= 1-96] [Missing=*] | | |
| Statistics [NW/ W] | [Valid=6279 /-] [Invalid=30613 /-] | | |
| Value | Label | Cases | Percentage |
| 1 | To protect/take care of yourself | 6279 | <div><div></div></div> 100.0% |
| 2 | To protect your partner | 0 | |
| 3 | To protect unborn/future children | 0 | |
| 4 | To plan for the future | 0 | |
| 96 | Other, specify | 0 | |
| Sysmiss | | 30613 | |
| Warning: these figures indicate the number of cases found in the data file. They cannot be interpreted as summary statistics of the population of interest. | | | |
| # hq_hiv_impctest_2: Why is it important to be HIV tested? | | | |
| Information | [Type= discrete] [Format=numeric] [Range= 1-96] [Missing=*] | | |
| Statistics [NW/ W] | [Valid=659 /-] [Invalid=36233 /-] | | |
| Value | Label | Cases | Percentage |
| 1 | To protect/take care of yourself | 0 | <div><div></div></div> 100.0% |
| 2 | To protect your partner | 659 | |
| 3 | To protect unborn/future children | 0 | |
| 4 | To plan for the future | 0 | |
| 96 | Other, specify | 0 | |
| Sysmiss | | 36233 | |
| Warning: these figures indicate the number of cases found in the data file. They cannot be interpreted as summary statistics of the population of interest. | | | |
| # hq_hiv_impctest_3: Why is it important to be HIV tested? | | | |
| Information | [Type= discrete] [Format=character] [Missing=*] | | |
| Statistics [NW/ W] | [Valid=479 /-] [Invalid=0 /-] | | |
| # hq_hiv_impctest_4: Why is it important to be HIV tested? | | | |
| Information | [Type= discrete] [Format=character] [Missing=*] | | |
| Statistics [NW/ W] | [Valid=1068 /-] [Invalid=0 /-] | | |
| # hq_hiv_impctest_96: Why is it important to be HIV tested? | | | |
| Information | [Type= discrete] [Format=character] [Missing=*] | | |
| Statistics [NW/ W] | [Valid=16 /-] [Invalid=0 /-] | | |
| # hq_hiv_imptestoth: Please specify detail on the other reason you think it is important to get teste | | | |
| Information | [Type= discrete] [Format=character] [Missing=*] | | |
| Statistics [NW/ W] | [Valid=16 /-] [Invalid=0 /-] | | |
| # hq_hiv_testwhere: Where did your last HIV test take place? | | | |
| Information | [Type= discrete] [Format=numeric] [Range= 1-96] [Missing=*] | | |

| # hq_hiv_testwhere: Where did your last HIV test take place? | | | |
|---|---------------------------------------|---|------------------------------|
| Statistics [NW/ W] | | [Valid=5641 /-] [Invalid=31251 /-] | |
| Value | Label | Cases | Percentage |
| 1 | At a fixed health facility | 5075 | <div><div></div></div> 90.0% |
| 2 | At a mobile health facility | 238 | <div><div></div></div> 4.2% |
| 3 | At home | 183 | <div><div></div></div> 3.2% |
| 96 | Other, specify | 145 | <div><div></div></div> 2.6% |
| Sysmiss | | 31251 | |
| Warning: these figures indicate the number of cases found in the data file. They cannot be interpreted as summary statistics of the population of interest. | | | |
| # hq_hiv_testwhereoth: Please specify detail on the other place where you were tested for HIV: | | | |
| Information | | [Type= discrete] [Format=character] [Missing=*] | |
| Statistics [NW/ W] | | [Valid=145 /-] [Invalid=0 /-] | |
| # hq_hiv_testoffered: Was the last HIV test offered, required or did you ask for the test? | | | |
| Information | | [Type= discrete] [Format=numeric] [Range= 1-3] [Missing=*] | |
| Statistics [NW/ W] | | [Valid=5636 /-] [Invalid=31256 /-] | |
| Value | Label | Cases | Percentage |
| 1 | It was offered | 1392 | <div><div></div></div> 24.7% |
| 2 | It was required | 1489 | <div><div></div></div> 26.4% |
| 3 | I asked for a test | 2755 | <div><div></div></div> 48.9% |
| Sysmiss | | 31256 | |
| Warning: these figures indicate the number of cases found in the data file. They cannot be interpreted as summary statistics of the population of interest. | | | |
| # hq_hiv_testreas: What was the main reason for your last HIV test? | | | |
| Information | | [Type= discrete] [Format=numeric] [Range= 1-96] [Missing=*] | |
| Statistics [NW/ W] | | [Valid=5634 /-] [Invalid=31258 /-] | |
| Value | Label | Cases | Percentage |
| 1 | To protect/take care of yourself | 4426 | <div><div></div></div> 78.6% |
| 2 | To protect your partner | 93 | <div><div></div></div> 1.7% |
| 3 | To protect unborn/future children | 424 | <div><div></div></div> 7.5% |
| 4 | To plan for the future | 579 | <div><div></div></div> 10.3% |
| 96 | Other, specify | 112 | <div><div></div></div> 2.0% |
| Sysmiss | | 31258 | |
| Warning: these figures indicate the number of cases found in the data file. They cannot be interpreted as summary statistics of the population of interest. | | | |
| # hq_hiv_testreasoht: Please specify detail on the other main reason for having your last HIV test: | | | |
| Information | | [Type= discrete] [Format=character] [Missing=*] | |
| Statistics [NW/ W] | | [Valid=112 /-] [Invalid=0 /-] | |
| # hq_hiv_priorcounsel: Did you receive any counselling prior to your last HIV test? | | | |
| Information | | [Type= discrete] [Format=numeric] [Range= 0-98] [Missing=*] | |
| Statistics [NW/ W] | | [Valid=5633 /-] [Invalid=31259 /-] | |
| Value | Label | Cases | Percentage |
| 0 | No, I have never had it | 0 | |
| 1 | Yes | 5287 | <div><div></div></div> 93.9% |
| 2 | No | 318 | <div><div></div></div> 5.6% |
| 3 | Yes, but not sure about the exact age | 0 | |

| # hq_hiv_priorcounsel: Did you receive any counselling prior to your last HIV test? | | | |
|---|---|-------|------------|
| Value | Label | Cases | Percentage |
| 93 | Prefer not to answer | 28 | 0.5% |
| 95 | Not had sex with this partner in the last 4 weeks | 0 | |
| 98 | Don't know | 0 | |
| Sysmiss | | 31259 | |
| Warning: these figures indicate the number of cases found in the data file. They cannot be interpreted as summary statistics of the population of interest. | | | |
| # hq_refertreatm: Were you referred to HIV treatment services? | | | |
| Information | [Type= discrete] [Format=numeric] [Range= 0-98] [Missing=*] | | |
| Statistics [NW/ W] | [Valid=1657 /-] [Invalid=35235 /-] | | |
| Value | Label | Cases | Percentage |
| 0 | No, I have never had it | 0 | |
| 1 | Yes | 1523 | 91.9% |
| 2 | No | 120 | 7.2% |
| 3 | Yes, but not sure about the exact age | 0 | |
| 93 | Prefer not to answer | 14 | 0.8% |
| 95 | Not had sex with this partner in the last 4 weeks | 0 | |
| 98 | Don't know | 0 | |
| Sysmiss | | 35235 | |
| Warning: these figures indicate the number of cases found in the data file. They cannot be interpreted as summary statistics of the population of interest. | | | |
| # hq_prev_arttreat: Have you ever taken ART for your own health? | | | |
| Information | [Type= discrete] [Format=numeric] [Range= 0-98] [Missing=*] | | |
| Statistics [NW/ W] | [Valid=1654 /-] [Invalid=35238 /-] | | |
| Value | Label | Cases | Percentage |
| 0 | No, I have never had it | 0 | |
| 1 | Yes | 1410 | 85.2% |
| 2 | No | 230 | 13.9% |
| 3 | Yes, but not sure about the exact age | 0 | |
| 93 | Prefer not to answer | 14 | 0.8% |
| 95 | Not had sex with this partner in the last 4 weeks | 0 | |
| 98 | Don't know | 0 | |
| Sysmiss | | 35238 | |
| Warning: these figures indicate the number of cases found in the data file. They cannot be interpreted as summary statistics of the population of interest. | | | |
| # hq_art_takenmtct: Have you ever taken ART to prevent Mother To Child Transmission (MTCT)? | | | |
| Information | [Type= discrete] [Format=numeric] [Range= 0-98] [Missing=*] | | |
| Statistics [NW/ W] | [Valid=1397 /-] [Invalid=35495 /-] | | |
| Value | Label | Cases | Percentage |
| 0 | No, I have never had it | 0 | |
| 1 | Yes | 619 | 44.3% |
| 2 | No | 761 | 54.5% |
| 3 | Yes, but not sure about the exact age | 0 | |
| 93 | Prefer not to answer | 17 | 1.2% |
| 95 | Not had sex with this partner in the last 4 weeks | 0 | |
| 98 | Don't know | 0 | |
| Sysmiss | | 35495 | |

| # hq_art_takenmtct: Have you ever taken ART to prevent Mother To Child Transmission (MTCT)? | | | |
|---|---|---|------------------------------|
| Warning: these figures indicate the number of cases found in the data file. They cannot be interpreted as summary statistics of the population of interest. | | | |
| # hq_art_takenstop: Have you ever had to stop ART? | | | |
| Information | | [Type= discrete] [Format=numeric] [Range= 0-98] [Missing=*] | |
| Statistics [NW/ W] | | [Valid=1410 /-] [Invalid=35482 /-] | |
| Value | Label | Cases | Percentage |
| 0 | No, I have never had it | 0 | |
| 1 | Yes | 46 | <div><div></div></div> 3.3% |
| 2 | No | 1362 | <div><div></div></div> 96.6% |
| 3 | Yes, but not sure about the exact age | 0 | |
| 93 | Prefer not to answer | 2 | <div><div></div></div> 0.1% |
| 95 | Not had sex with this partner in the last 4 weeks | 0 | |
| 98 | Don't know | 0 | |
| Sysmiss | | 35482 | |
| Warning: these figures indicate the number of cases found in the data file. They cannot be interpreted as summary statistics of the population of interest. | | | |
| # hq_art_reastakenstop: Please provide the reason for stopping ART: | | | |
| Information | | [Type= discrete] [Format=character] [Missing=*] | |
| Statistics [NW/ W] | | [Valid=46 /-] | |
| # hq_art_exttimetake: How often do you take your ART drugs at the exact time prescribed by your doctor | | | |
| Information | | [Type= discrete] [Format=numeric] [Range= 1-3] [Missing=*] | |
| Statistics [NW/ W] | | [Valid=1507 /-] [Invalid=35385 /-] | |
| Value | Label | Cases | Percentage |
| 1 | Often | 878 | <div><div></div></div> 58.3% |
| 2 | Sometimes | 43 | <div><div></div></div> 2.9% |
| 3 | Always | 586 | <div><div></div></div> 38.9% |
| Sysmiss | | 35385 | |
| Warning: these figures indicate the number of cases found in the data file. They cannot be interpreted as summary statistics of the population of interest. | | | |
| # hq_prep_knowof: Have you ever heard of PrEP? (These are tablets that people who do not have HIV | | | |
| Information | | [Type= discrete] [Format=numeric] [Range= 0-98] [Missing=*] | |
| Statistics [NW/ W] | | [Valid=7489 /-] [Invalid=29403 /-] | |
| Value | Label | Cases | Percentage |
| 0 | No, I have never had it | 0 | |
| 1 | Yes | 116 | <div><div></div></div> 1.5% |
| 2 | No | 7335 | <div><div></div></div> 97.9% |
| 3 | Yes, but not sure about the exact age | 0 | |
| 93 | Prefer not to answer | 38 | <div><div></div></div> 0.5% |
| 95 | Not had sex with this partner in the last 4 weeks | 0 | |
| 98 | Don't know | 0 | |
| Sysmiss | | 29403 | |
| Warning: these figures indicate the number of cases found in the data file. They cannot be interpreted as summary statistics of the population of interest. | | | |
| # hq_prep_heardwhere: Where did you hear about PrEP? | | | |
| Information | | [Type= discrete] [Format=character] [Missing=*] | |
| Statistics [NW/ W] | | [Valid=116 /-] [Invalid=0 /-] | |

| # hq_prep_offered: Have you ever been offered PrEP? | | | |
|---|---|---|-----------------------------|
| Information | | [Type= discrete] [Format=numeric] [Range= 0-98] [Missing=*] | |
| Statistics [NW/ W] | | [Valid=117 /-] [Invalid=36775 /-] | |
| Value | Label | Cases | Percentage |
| 0 | No, I have never had it | 0 | |
| 1 | Yes | 8 | <div><div></div>6.8%</div> |
| 2 | No | 109 | <div><div></div>93.2%</div> |
| 3 | Yes, but not sure about the exact age | 0 | |
| 93 | Prefer not to answer | 0 | |
| 95 | Not had sex with this partner in the last 4 weeks | 0 | |
| 98 | Don't know | 0 | |
| Sysmiss | | 36775 | |
| Warning: these figures indicate the number of cases found in the data file. They cannot be interpreted as summary statistics of the population of interest. | | | |
| # hq_prep_taken12mths: Did you use/ participate in the service in the past 12 months? | | | |
| Information | | [Type= discrete] [Format=numeric] [Range= 0-98] [Missing=*] | |
| Statistics [NW/ W] | | [Valid=8 /-] [Invalid=36884 /-] | |
| Value | Label | Cases | Percentage |
| 0 | No, I have never had it | 0 | |
| 1 | Yes | 6 | <div><div></div>75.0%</div> |
| 2 | No | 2 | <div><div></div>25.0%</div> |
| 3 | Yes, but not sure about the exact age | 0 | |
| 93 | Prefer not to answer | 0 | |
| 95 | Not had sex with this partner in the last 4 weeks | 0 | |
| 98 | Don't know | 0 | |
| Sysmiss | | 36884 | |
| Warning: these figures indicate the number of cases found in the data file. They cannot be interpreted as summary statistics of the population of interest. | | | |
| # hq_prep_takenfromdreams: When you used the service in the last 12 months, was it a 'DREAMS' program? | | | |
| Information | | [Type= discrete] [Format=numeric] [Range= 0-98] [Missing=*] | |
| Statistics [NW/ W] | | [Valid=6 /-] [Invalid=36886 /-] | |
| Value | Label | Cases | Percentage |
| 0 | No, I have never had it | 0 | |
| 1 | Yes | 1 | <div><div></div>16.7%</div> |
| 2 | No | 5 | <div><div></div>83.3%</div> |
| 3 | Yes, but not sure about the exact age | 0 | |
| 93 | Prefer not to answer | 0 | |
| 95 | Not had sex with this partner in the last 4 weeks | 0 | |
| 98 | Don't know | 0 | |
| Sysmiss | | 36886 | |
| Warning: these figures indicate the number of cases found in the data file. They cannot be interpreted as summary statistics of the population of interest. | | | |
| # hq_prep_currtaken: Are you currently taking PrEP to prevent HIV? | | | |
| Information | | [Type= discrete] [Format=numeric] [Range= 0-98] [Missing=*] | |
| Statistics [NW/ W] | | [Valid=117 /-] [Invalid=36775 /-] | |
| Value | Label | Cases | Percentage |
| 0 | No, I have never had it | 0 | |

| # hq_prep_currtaken: Are you currently taking PrEP to prevent HIV? | | | |
|--|---|--------------|------------------------------|
| Value | Label | Cases | Percentage |
| 1 | Yes | 1 | <div><div></div></div> 0.9% |
| 2 | No | 116 | <div><div></div></div> 99.1% |
| 3 | Yes, but not sure about the exact age | 0 | |
| 93 | Prefer not to answer | 0 | |
| 95 | Not had sex with this partner in the last 4 weeks | 0 | |
| 98 | Don't know | 0 | |
| Sysmiss | | 36775 | |
| <i>Warning: these figures indicate the number of cases found in the data file. They cannot be interpreted as summary statistics of the population of interest.</i> | | | |

| # hq_prep_reasnottaken: Why did you decide not to take PrEP? | | | |
|---|--|-------|---|
| Information | [Type= discrete] [Format=numeric] [Range= 1-96] [Missing=*] | | |
| Statistics [NW/ W] | [Valid=0 /-] [Invalid=36892 /-] | | |
| Value | Label | Cases | Percentage |
| 1 | I do not feel that I need it | 0 | |
| 2 | I am worried about its side effects or safety | 0 | |
| 3 | It is inconvenient to go through the process at the | 0 | |
| 93 | Prefer not to answer | 0 | |
| 96 | Other, specify | 0 | |
| Sysmiss | | 36892 | |
| Warning: these figures indicate the number of cases found in the data file. They cannot be interpreted as summary statistics of the population of interest. | | | |
| # hq_prep_reasnototh: Please specify detail on the other reason why you did not take PrEP | | | |
| Information | [Type= discrete] [Format=character] [Missing=*] | | |
| Statistics [NW/ W] | [Valid=0 /-] [Invalid=0 /-] | | |
| # hq_prep_getwhere: Where are you receiving PrEP? Please tell us the name of the clinic/organisation | | | |
| Information | [Type= discrete] [Format=numeric] [Range= 1-996] [Missing=*] | | |
| Statistics [NW/ W] | [Valid=1 /-] [Invalid=36891 /-] | | |
| Value | Label | Cases | Percentage |
| 1 | Esiyembeni | 0 | <div><div></div><div>100.0%</div></div> |
| 2 | Gunjaneni | 0 | |
| 3 | Kwamsane | 0 | |
| 4 | Machibini | 0 | |
| 5 | Madwaleni | 0 | |
| 6 | Mpukunyoni | 1 | |
| 7 | Mtubatuba | 0 | |
| 8 | Nkundusi | 0 | |
| 9 | Ntondweni | 0 | |
| 10 | Somkhele | 0 | |
| 11 | Another place outside of the surveillance area | 0 | |
| 12 | Doctor | 0 | |
| 13 | Pharmacy | 0 | |
| 14 | Africa Centre / AHRI | 0 | |
| 15 | FHI 360 | 0 | |
| 16 | Humana People to People South Africa (HPPSA) | 0 | |
| 17 | Hope International | 0 | |
| 18 | NACOSA | 0 | |
| 19 | EDI | 0 | |
| 20 | Ezibayeni | 0 | |
| 21 | Unyezi | 0 | |
| 22 | Isikondlakondla | 0 | |
| 23 | MatCH | 0 | |
| 24 | FPD | 0 | |
| 25 | AFSA | 0 | |
| 26 | TB/HIV Care Association | 0 | |
| 27 | School/DOE | 0 | |

| # hq_prep_getwhere: Where are you receiving PrEP? Please tell us the name of the clinic/organisation | | | |
|---|---|-------|--------------------|
| Value | Label | Cases | Percentage |
| 96 | Another place within the surveillance area | 0 | |
| 996 | other organization | 0 | |
| Sysmiss | | 36891 | |
| Warning: these figures indicate the number of cases found in the data file. They cannot be interpreted as summary statistics of the population of interest. | | | |
| # hq_prep_getwhereoth_in: Please specify details of the place you receive PrEP | | | |
| Information | [Type= discrete] [Format=character] [Missing=*] | | |
| Statistics [NW/ W] | [Valid=0 /-] [Invalid=0 /-] | | |
| # hq_prep_getwhereoth_out: Please specify details of the place you receive PrEP | | | |
| Information | [Type= discrete] [Format=character] [Missing=*] | | |
| Statistics [NW/ W] | [Valid=0 /-] [Invalid=0 /-] | | |
| # hq_prep_getwhereoth_org: Please specify details of the other organization | | | |
| Information | [Type= discrete] [Format=character] [Missing=*] | | |
| Statistics [NW/ W] | [Valid=0 /-] [Invalid=0 /-] | | |
| # hq_prep_takendaily: Do you take PrEP every day? | | | |
| Information | [Type= discrete] [Format=numeric] [Range= 0-98] [Missing=*] | | |
| Statistics [NW/ W] | [Valid=1 /-] [Invalid=36891 /-] | | |
| Value | Label | Cases | Percentage |
| 0 | No, I have never had it | 0 | |
| 1 | Yes | 1 | <div></div> 100.0% |
| 2 | No | 0 | |
| 3 | Yes, but not sure about the exact age | 0 | |
| 93 | Prefer not to answer | 0 | |
| 95 | Not had sex with this partner in the last 4 weeks | 0 | |
| 98 | Don't know | 0 | |
| Sysmiss | | 36891 | |
| Warning: these figures indicate the number of cases found in the data file. They cannot be interpreted as summary statistics of the population of interest. | | | |
| # hq_prep_taketime: When you take your PrEP do you usually take it at the same time? | | | |
| Information | [Type= discrete] [Format=numeric] [Range= 0-98] [Missing=*] | | |
| Statistics [NW/ W] | [Valid=1 /-] [Invalid=36891 /-] | | |
| Value | Label | Cases | Percentage |
| 0 | No, I have never had it | 0 | |
| 1 | Yes | 1 | <div></div> 100.0% |
| 2 | No | 0 | |
| 3 | Yes, but not sure about the exact age | 0 | |
| 93 | Prefer not to answer | 0 | |
| 95 | Not had sex with this partner in the last 4 weeks | 0 | |
| 98 | Don't know | 0 | |
| Sysmiss | | 36891 | |
| Warning: these figures indicate the number of cases found in the data file. They cannot be interpreted as summary statistics of the population of interest. | | | |
| # hq_prep_takenstrug_2: Are you struggling to take you PrEP drugs as advised by the doctor because (plea | | | |
| Information | [Type= discrete] [Format=character] [Missing=*] | | |

| | | | |
|--|---|---|-------------------------------|
| # hq_prep_takenstrug_2: Are you struggling to take you PrEP drugs as advised by the doctor because (plea | | | |
| Statistics [NW/ W] | | [Valid=1 /-] [Invalid=0 /-] | |
| Value | Label | Cases | Percentage |
| 2 | | 1 | <div><div></div></div> 100.0% |
| <i>Warning: these figures indicate the number of cases found in the data file. They cannot be interpreted as summary statistics of the population of interest.</i> | | | |
| # hq_prep_takenstrugpoth: Please specify other reason for not taking your PrEP as described: | | | |
| Information | | [Type= discrete] [Format=character] [Missing=*] | |
| Statistics [NW/ W] | | [Valid=0 /-] [Invalid=0 /-] | |
| # hq_prep_takensupp: Have you been supported by [name of intervention/NGO etc] to take your PrEP dru | | | |
| Information | | [Type= discrete] [Format=numeric] [Range= 0-98] [Missing=*] | |
| Statistics [NW/ W] | | [Valid=1 /-] [Invalid=36891 /-] | |
| Value | Label | Cases | Percentage |
| 0 | No, I have never had it | 0 | |
| 1 | Yes | 1 | <div><div></div></div> 100.0% |
| 2 | No | 0 | |
| 3 | Yes, but not sure about the exact age | 0 | |
| 93 | Prefer not to answer | 0 | |
| 95 | Not had sex with this partner in the last 4 weeks | 0 | |
| 98 | Don't know | 0 | |
| Sysmiss | | 36891 | |
| <i>Warning: these figures indicate the number of cases found in the data file. They cannot be interpreted as summary statistics of the population of interest.</i> | | | |
| # hq_everSmoke: In your whole life up to now, have you ever smoked a cigarette? | | | |
| Information | | [Type= discrete] [Format=numeric] [Range= 0-98] [Missing=*] | |
| Statistics [NW/ W] | | [Valid=7487 /-] [Invalid=29405 /-] | |
| Value | Label | Cases | Percentage |
| 0 | No, I have never had it | 0 | |
| 1 | Yes | 484 | <div><div></div></div> 6.5% |
| 2 | No | 6951 | <div><div></div></div> 92.8% |
| 3 | Yes, but not sure about the exact age | 0 | |
| 93 | Prefer not to answer | 52 | <div><div></div></div> 0.7% |
| 95 | Not had sex with this partner in the last 4 weeks | 0 | |
| 98 | Don't know | 0 | |
| Sysmiss | | 29405 | |
| <i>Warning: these figures indicate the number of cases found in the data file. They cannot be interpreted as summary statistics of the population of interest.</i> | | | |
| # hq_frstsmoke_age: How old were you when you smoked your first cigarette? If you can't remember, pl | | | |
| Information | | [Type= discrete] [Format=character] [Missing=*] | |
| Statistics [NW/ W] | | [Valid=484 /-] [Invalid=0 /-] | |
| # hq_dayssmoked_mths: How many days have you smoked at least one cigarette in the past month? [number | | | |
| Information | | [Type= discrete] [Format=character] [Missing=*] | |
| Statistics [NW/ W] | | [Valid=484 /-] [Invalid=0 /-] | |
| # hq_smokless_tabac: Have you used smokeless tobacco products such as snuff or chewing tobacco in the | | | |
| Information | | [Type= discrete] [Format=numeric] [Range= 0-98] [Missing=*] | |
| Statistics [NW/ W] | | [Valid=484 /-] [Invalid=36408 /-] | |

| # hq_smokless_tabac: Have you used smokeless tobacco products such as snuff or chewing tobacco in the | | | |
|---|---|---|------------------------------|
| Value | Label | Cases | Percentage |
| 0 | No, I have never had it | 0 | |
| 1 | Yes | 37 | <div><div></div></div> 7.6% |
| 2 | No | 445 | <div><div></div></div> 91.9% |
| 3 | Yes, but not sure about the exact age | 0 | |
| 93 | Prefer not to answer | 2 | <div><div></div></div> 0.4% |
| 95 | Not had sex with this partner in the last 4 weeks | 0 | |
| 98 | Don't know | 0 | |
| Sysmiss | | 36408 | |
| Warning: these figures indicate the number of cases found in the data file. They cannot be interpreted as summary statistics of the population of interest. | | | |
| # hq_everdrink: In your whole life up to now, have you ever drunk one "drink" of alcohol (e.g. a | | | |
| Information | | [Type= discrete] [Format=numeric] [Range= 0-98] [Missing=*] | |
| Statistics [NW/ W] | | [Valid=7490 /-] [Invalid=29402 /-] | |
| Value | Label | Cases | Percentage |
| 0 | No, I have never had it | 0 | |
| 1 | Yes | 972 | <div><div></div></div> 13.0% |
| 2 | No | 6441 | <div><div></div></div> 86.0% |
| 3 | Yes, but not sure about the exact age | 0 | |
| 93 | Prefer not to answer | 77 | <div><div></div></div> 1.0% |
| 95 | Not had sex with this partner in the last 4 weeks | 0 | |
| 98 | Don't know | 0 | |
| Sysmiss | | 29402 | |
| Warning: these figures indicate the number of cases found in the data file. They cannot be interpreted as summary statistics of the population of interest. | | | |
| # hq_frstdrink_age: How old were you when you drank your first drink? If you can't remember, please | | | |
| Information | | [Type= discrete] [Format=character] [Missing=*] | |
| Statistics [NW/ W] | | [Valid=970 /-] [Invalid=0 /-] | |
| # hq_daysdrunk_mths: How many days have you drunk at least one drink in the past month? [number of da | | | |
| Information | | [Type= discrete] [Format=character] [Missing=*] | |
| Statistics [NW/ W] | | [Valid=971 /-] [Invalid=0 /-] | |
| # hq_more5drinks_day: How many days have you drunk 5 or more drinks (in succession) on one or more day | | | |
| Information | | [Type= discrete] [Format=character] [Missing=*] | |
| Statistics [NW/ W] | | [Valid=970 /-] [Invalid=0 /-] | |
| # hq_everuse_cannab: In your whole life up to now, have you ever used cannabis (dagga)? | | | |
| Information | | [Type= discrete] [Format=numeric] [Range= 0-98] [Missing=*] | |
| Statistics [NW/ W] | | [Valid=7488 /-] [Invalid=29404 /-] | |
| Value | Label | Cases | Percentage |
| 0 | No, I have never had it | 0 | |
| 1 | Yes | 137 | <div><div></div></div> 1.8% |
| 2 | No | 7303 | <div><div></div></div> 97.5% |
| 3 | Yes, but not sure about the exact age | 0 | |
| 93 | Prefer not to answer | 48 | <div><div></div></div> 0.6% |
| 95 | Not had sex with this partner in the last 4 weeks | 0 | |
| 98 | Don't know | 0 | |

| # hq_everuse_cannab: In your whole life up to now, have you ever used cannabis (dagga)? | | | |
|---|---|-------|--------------------|
| Value | Label | Cases | Percentage |
| Sysmiss | | 29404 | |
| Warning: these figures indicate the number of cases found in the data file. They cannot be interpreted as summary statistics of the population of interest. | | | |
| # hq_frstcannab_age: How old were you when you used cannabis (dagga)? If you can't remember, please g | | | |
| Information | [Type= discrete] [Format=character] [Missing=*] | | |
| Statistics [NW/ W] | [Valid=137 /-] [Invalid=0 /-] | | |
| # hq_dayscannab_mths: How many days have you used cannabis in the past month? [number of days] | | | |
| Information | [Type= discrete] [Format=character] [Missing=*] | | |
| Statistics [NW/ W] | [Valid=137 /-] [Invalid=0 /-] | | |
| # hq_usedoth_drugs_2: Have you ever used other drugs such as (Tick all that apply) | | | |
| Information | [Type= discrete] [Format=numeric] [Range= 2-96] [Missing=*] | | |
| Statistics [NW/ W] | [Valid=7453 /-] [Invalid=29439 /-] | | |
| Value | Label | Cases | Percentage |
| 2 | No | 7453 | <div></div> 100.0% |
| 3 | Inhalants like glue, paint thinners, benzine or petrol | 0 | |
| 4 | Methaqualone (Mandrax) | 0 | |
| 5 | Cocaine | 0 | |
| 6 | Heroin | 0 | |
| 7 | Club drugs, Specify | 0 | |
| 8 | Over-the counter drugs, Specify | 0 | |
| 9 | Prescription drugs, Specify | 0 | |
| 93 | Prefer not to answer | 0 | |
| 96 | Other, Specify | 0 | |
| Sysmiss | | 29439 | |
| Warning: these figures indicate the number of cases found in the data file. They cannot be interpreted as summary statistics of the population of interest. | | | |
| # hq_usedoth_drugs_3: Have you ever used other drugs such as (Tick all that apply) | | | |
| Information | [Type= discrete] [Format=numeric] [Range= 2-96] [Missing=*] | | |
| Statistics [NW/ W] | [Valid=5 /-] [Invalid=36887 /-] | | |
| Value | Label | Cases | Percentage |
| 2 | No | 0 | |
| 3 | Inhalants like glue, paint thinners, benzine or petrol | 5 | <div></div> 100.0% |
| 4 | Methaqualone (Mandrax) | 0 | |
| 5 | Cocaine | 0 | |
| 6 | Heroin | 0 | |
| 7 | Club drugs, Specify | 0 | |
| 8 | Over-the counter drugs, Specify | 0 | |
| 9 | Prescription drugs, Specify | 0 | |
| 93 | Prefer not to answer | 0 | |
| 96 | Other, Specify | 0 | |
| Sysmiss | | 36887 | |
| Warning: these figures indicate the number of cases found in the data file. They cannot be interpreted as summary statistics of the population of interest. | | | |
| # hq_usedoth_drugs_4: Have you ever used other drugs such as (Tick all that apply) | | | |
| Information | [Type= discrete] [Format=numeric] [Range= 2-96] [Missing=*] | | |

| # hq_usedoth_drugs_4: Have you ever used other drugs such as (Tick all that apply) | | | |
|---|--|---|------------|
| Statistics [NW/ W] | | [Valid=2 /-] [Invalid=36890 /-] | |
| Value | Label | Cases | Percentage |
| 2 | No | 0 | |
| 3 | Inhalants like glue, paint thinners, benzine or petrol | 0 | |
| 4 | Methaqualone (Mandrax) | 2 | 100.0% |
| 5 | Cocaine | 0 | |
| 6 | Heroin | 0 | |
| 7 | Club drugs, Specify | 0 | |
| 8 | Over-the counter drugs, Specify | 0 | |
| 9 | Prescription drugs, Specify | 0 | |
| 93 | Prefer not to answer | 0 | |
| 96 | Other, Specify | 0 | |
| Sysmiss | | 36890 | |
| Warning: these figures indicate the number of cases found in the data file. They cannot be interpreted as summary statistics of the population of interest. | | | |
| # hq_usedoth_drugs_5: Have you ever used other drugs such as (Tick all that apply) | | | |
| Information | | [Type= discrete] [Format=numeric] [Range= 2-96] [Missing=*] | |
| Statistics [NW/ W] | | [Valid=3 /-] [Invalid=36889 /-] | |
| Value | Label | Cases | Percentage |
| 2 | No | 0 | |
| 3 | Inhalants like glue, paint thinners, benzine or petrol | 0 | |
| 4 | Methaqualone (Mandrax) | 0 | |
| 5 | Cocaine | 3 | 100.0% |
| 6 | Heroin | 0 | |
| 7 | Club drugs, Specify | 0 | |
| 8 | Over-the counter drugs, Specify | 0 | |
| 9 | Prescription drugs, Specify | 0 | |
| 93 | Prefer not to answer | 0 | |
| 96 | Other, Specify | 0 | |
| Sysmiss | | 36889 | |
| Warning: these figures indicate the number of cases found in the data file. They cannot be interpreted as summary statistics of the population of interest. | | | |
| # hq_usedoth_drugs_6: Have you ever used other drugs such as (Tick all that apply) | | | |
| Information | | [Type= discrete] [Format=numeric] [Range= 2-96] [Missing=*] | |
| Statistics [NW/ W] | | [Valid=1 /-] [Invalid=36891 /-] | |
| Value | Label | Cases | Percentage |
| 2 | No | 0 | |
| 3 | Inhalants like glue, paint thinners, benzine or petrol | 0 | |
| 4 | Methaqualone (Mandrax) | 0 | |
| 5 | Cocaine | 0 | |
| 6 | Heroin | 1 | 100.0% |
| 7 | Club drugs, Specify | 0 | |
| 8 | Over-the counter drugs, Specify | 0 | |
| 9 | Prescription drugs, Specify | 0 | |
| 93 | Prefer not to answer | 0 | |
| 96 | Other, Specify | 0 | |

| # hq_usedoth_drugs_6: Have you ever used other drugs such as (Tick all that apply) | | | |
|---|---|-------|------------|
| Value | Label | Cases | Percentage |
| Sysmiss | | 36891 | |
| Warning: these figures indicate the number of cases found in the data file. They cannot be interpreted as summary statistics of the population of interest. | | | |
| # hq_usedoth_drugs_7: Have you ever used other drugs such as (Tick all that apply) | | | |
| Information | [Type= discrete] [Format=numeric] [Range= 2-96] [Missing=*] | | |
| Statistics [NW/ W] | [Valid=1 /-] [Invalid=36891 /-] | | |
| Value | Label | Cases | Percentage |
| 2 | No | 0 | |
| 3 | Inhalants like glue, paint thinners, benzine or petrol | 0 | |
| 4 | Methaqualone (Mandrax) | 0 | |
| 5 | Cocaine | 0 | |
| 6 | Heroin | 0 | |
| 7 | Club drugs, Specify | 1 | 100.0% |
| 8 | Over-the counter drugs, Specify | 0 | |
| 9 | Prescription drugs, Specify | 0 | |
| 93 | Prefer not to answer | 0 | |
| 96 | Other, Specify | 0 | |
| Sysmiss | | 36891 | |
| Warning: these figures indicate the number of cases found in the data file. They cannot be interpreted as summary statistics of the population of interest. | | | |
| # hq_usedoth_drugs_9: Have you ever used other drugs such as (Tick all that apply) | | | |
| Information | [Type= discrete] [Format=numeric] [Range= 2-96] [Missing=*] | | |
| Statistics [NW/ W] | [Valid=2 /-] [Invalid=36890 /-] | | |
| Value | Label | Cases | Percentage |
| 2 | No | 0 | |
| 3 | Inhalants like glue, paint thinners, benzine or petrol | 0 | |
| 4 | Methaqualone (Mandrax) | 0 | |
| 5 | Cocaine | 0 | |
| 6 | Heroin | 0 | |
| 7 | Club drugs, Specify | 0 | |
| 8 | Over-the counter drugs, Specify | 0 | |
| 9 | Prescription drugs, Specify | 2 | 100.0% |
| 93 | Prefer not to answer | 0 | |
| 96 | Other, Specify | 0 | |
| Sysmiss | | 36890 | |
| Warning: these figures indicate the number of cases found in the data file. They cannot be interpreted as summary statistics of the population of interest. | | | |
| # hq_usedoth_drugs_93: Have you ever used other drugs such as (Tick all that apply) | | | |
| Information | [Type= discrete] [Format=numeric] [Range= 2-96] [Missing=*] | | |
| Statistics [NW/ W] | [Valid=23 /-] [Invalid=36869 /-] | | |
| Value | Label | Cases | Percentage |
| 2 | No | 0 | |
| 3 | Inhalants like glue, paint thinners, benzine or petrol | 0 | |
| 4 | Methaqualone (Mandrax) | 0 | |
| 5 | Cocaine | 0 | |
| 6 | Heroin | 0 | |

| # hq_usedoth_drugs_93: Have you ever used other drugs such as (Tick all that apply) | | | |
|---|--|---|--------------------|
| Value | Label | Cases | Percentage |
| 7 | Club drugs, Specify | 0 | |
| 8 | Over-the counter drugs, Specify | 0 | |
| 9 | Prescription drugs, Specify | 0 | |
| 93 | Prefer not to answer | 23 | <div></div> 100.0% |
| 96 | Other, Specify | 0 | |
| Sysmiss | | 36869 | |
| Warning: these figures indicate the number of cases found in the data file. They cannot be interpreted as summary statistics of the population of interest. | | | |
| # hq_usedoth_drugs_96: Have you ever used other drugs such as (Tick all that apply) | | | |
| Information | | [Type= discrete] [Format=numeric] [Range= 2-96] [Missing=*] | |
| Statistics [NW/ W] | | [Valid=11 /-] [Invalid=36881 /-] | |
| Value | Label | Cases | Percentage |
| 2 | No | 0 | |
| 3 | Inhalants like glue, paint thinners, benzine or petrol | 0 | |
| 4 | Methaqualone (Mandrax) | 0 | |
| 5 | Cocaine | 0 | |
| 6 | Heroin | 0 | |
| 7 | Club drugs, Specify | 0 | |
| 8 | Over-the counter drugs, Specify | 0 | |
| 9 | Prescription drugs, Specify | 0 | |
| 93 | Prefer not to answer | 0 | |
| 96 | Other, Specify | 11 | <div></div> 100.0% |
| Sysmiss | | 36881 | |
| Warning: these figures indicate the number of cases found in the data file. They cannot be interpreted as summary statistics of the population of interest. | | | |
| # hq_inhal_oth: Please specify what inhalants like glue, paint thinners, benzine or petrol were | | | |
| Information | | [Type= discrete] [Format=character] [Missing=*] | |
| Statistics [NW/ W] | | [Valid=5 /-] [Invalid=0 /-] | |
| # hq_clubdrug_oth: Please specify what kind of club drugs you have used? | | | |
| Information | | [Type= discrete] [Format=character] [Missing=*] | |
| Statistics [NW/ W] | | [Valid=1 /-] [Invalid=0 /-] | |
| # hq_overcount_oth: Please specify what kind of over | | | |
| Information | | [Type= discrete] [Format=character] [Missing=*] | |
| Statistics [NW/ W] | | [Valid=0 /-] [Invalid=0 /-] | |
| # hq_perscription_oth: Please specify what kind of prescription drugs you have used? | | | |
| Information | | [Type= discrete] [Format=character] [Missing=*] | |
| Statistics [NW/ W] | | [Valid=3 /-] [Invalid=0 /-] | |
| # hq_othdrug_oth: Please specify more details on the kind of other drugs you have used? | | | |
| Information | | [Type= discrete] [Format=character] [Missing=*] | |
| Statistics [NW/ W] | | [Valid=11 /-] [Invalid=0 /-] | |
| # sr_share_agefather: Are you willing to share how old were you the first time you made someone pregna | | | |
| Information | | [Type= continuous] [Format=numeric] [Range= 1-93] [Missing=*] | |
| Statistics [NW/ W] | | [Valid=289 /-] [Invalid=36603 /-] [Mean=11.017 /-] [StdDev=28.469 /-] | |

| | | | |
|---|---|-------|------------------------------|
| # sr_agefather: How old were you when you first made someone pregnant? | | | |
| Information | [Type= discrete] [Format=character] [Missing=*] | | |
| Statistics [NW/ W] | [Valid=215 -/] [Invalid=0 -/] | | |
| # sr_circum_where: Where were you circumcised? | | | |
| Information | [Type= discrete] [Format=numeric] [Range= 1-96] [Missing=*] | | |
| Statistics [NW/ W] | [Valid=438 -/] [Invalid=36454 -/] | | |
| Value | Label | Cases | Percentage |
| 1 | Health facility | 376 | <div><div></div></div> 85.8% |
| 2 | Mountain | 13 | <div><div></div></div> 3.0% |
| 3 | Church | 8 | <div><div></div></div> 1.8% |
| 96 | Other, specify | 41 | <div><div></div></div> 9.4% |
| Sysmiss | | 36454 | |
| Warning: these figures indicate the number of cases found in the data file. They cannot be interpreted as summary statistics of the population of interest. | | | |
| # sr_circum_whereoth: Please specify more details on where you were circumcised: | | | |
| Information | [Type= discrete] [Format=character] [Missing=*] | | |
| Statistics [NW/ W] | [Valid=41 -/] [Invalid=0 -/] | | |
| # sr_circum_who: Who performed the circumcision on you? | | | |
| Information | [Type= discrete] [Format=numeric] [Range= 1-3] [Missing=*] | | |
| Statistics [NW/ W] | [Valid=438 -/] [Invalid=36454 -/] | | |
| Value | Label | Cases | Percentage |
| 1 | Doctor | 171 | <div><div></div></div> 39.0% |
| 2 | Nurse | 243 | <div><div></div></div> 55.5% |
| 3 | Traditional ceremony | 24 | <div><div></div></div> 5.5% |
| Sysmiss | | 36454 | |
| Warning: these figures indicate the number of cases found in the data file. They cannot be interpreted as summary statistics of the population of interest. | | | |
| # sr_circum_pay: Did you pay to get circumcised? | | | |
| Information | [Type= discrete] [Format=numeric] [Range= 0-98] [Missing=*] | | |
| Statistics [NW/ W] | [Valid=438 -/] [Invalid=36454 -/] | | |
| Value | Label | Cases | Percentage |
| 0 | No, I have never had it | 0 | |
| 1 | Yes | 17 | <div><div></div></div> 3.9% |
| 2 | No | 348 | <div><div></div></div> 79.5% |
| 3 | Yes, but not sure about the exact age | 72 | <div><div></div></div> 16.4% |
| 93 | Prefer not to answer | 1 | <div><div></div></div> 0.2% |
| 95 | Not had sex with this partner in the last 4 weeks | 0 | |
| 98 | Don't know | 0 | |
| Sysmiss | | 36454 | |
| Warning: these figures indicate the number of cases found in the data file. They cannot be interpreted as summary statistics of the population of interest. | | | |
| # sr_circum_numweeksex: How long after circumcision before you started having sex? [number of weeks] If | | | |
| Information | [Type= discrete] [Format=character] [Missing=*] | | |
| Statistics [NW/ W] | [Valid=434 -/] [Invalid=0 -/] | | |
| # sr_circum_enjoy_mal: What is the relative enjoyment of sex before and after circumcision? | | | |
| Information | [Type= discrete] [Format=numeric] [Range= 1-4] [Missing=*] | | |

| # sr_circum_enjoy_mal: What is the relative enjoyment of sex before and after circumcision? | | | |
|---|---|---|------------------------------|
| Statistics [NW/ W] | | [Valid=214 -/] [Invalid=36678 -/] | |
| Value | Label | Cases | Percentage |
| 1 | Great | 87 | <div><div></div></div> 40.7% |
| 2 | Average | 30 | <div><div></div></div> 14.0% |
| 3 | The same (no change) | 84 | <div><div></div></div> 39.3% |
| 4 | Poor | 13 | <div><div></div></div> 6.1% |
| Sysmiss | | 36678 | |
| Warning: these figures indicate the number of cases found in the data file. They cannot be interpreted as summary statistics of the population of interest. | | | |
| # sr_circum_enjoy_partn: What is the relative enjoyment of sex for partner before and after circumcision? | | | |
| Information | | [Type= discrete] [Format=numeric] [Range= 1-4] [Missing=*] | |
| Statistics [NW/ W] | | [Valid=212 -/] [Invalid=36680 -/] | |
| Value | Label | Cases | Percentage |
| 1 | Great | 90 | <div><div></div></div> 42.5% |
| 2 | Average | 32 | <div><div></div></div> 15.1% |
| 3 | The same (no change) | 84 | <div><div></div></div> 39.6% |
| 4 | Poor | 6 | <div><div></div></div> 2.8% |
| Sysmiss | | 36680 | |
| Warning: these figures indicate the number of cases found in the data file. They cannot be interpreted as summary statistics of the population of interest. | | | |
| # sr_circum_condmuse: Have you used condom since your circumcision? | | | |
| Information | | [Type= discrete] [Format=numeric] [Range= 0-98] [Missing=*] | |
| Statistics [NW/ W] | | [Valid=220 -/] [Invalid=36672 -/] | |
| Value | Label | Cases | Percentage |
| 0 | No, I have never had it | 0 | |
| 1 | Yes | 148 | <div><div></div></div> 67.3% |
| 2 | No | 59 | <div><div></div></div> 26.8% |
| 3 | Yes, but not sure about the exact age | 0 | |
| 93 | Prefer not to answer | 13 | <div><div></div></div> 5.9% |
| 95 | Not had sex with this partner in the last 4 weeks | 0 | |
| 98 | Don't know | 0 | |
| Sysmiss | | 36672 | |
| Warning: these figures indicate the number of cases found in the data file. They cannot be interpreted as summary statistics of the population of interest. | | | |
| # sr_currpregnant: Are you currently pregnant? | | | |
| Information | | [Type= discrete] [Format=numeric] [Range= 0-98] [Missing=*] | |
| Statistics [NW/ W] | | [Valid=2353 -/] [Invalid=34539 -/] | |
| Value | Label | Cases | Percentage |
| 0 | No, I have never had it | 0 | |
| 1 | Yes | 90 | <div><div></div></div> 3.8% |
| 2 | No | 2235 | <div><div></div></div> 95.0% |
| 3 | Yes, but not sure about the exact age | 0 | |
| 93 | Prefer not to answer | 12 | <div><div></div></div> 0.5% |
| 95 | Not had sex with this partner in the last 4 weeks | 0 | |
| 98 | Don't know | 16 | <div><div></div></div> 0.7% |
| Sysmiss | | 34539 | |
| Warning: these figures indicate the number of cases found in the data file. They cannot be interpreted as summary statistics of the population of interest. | | | |

| # sr_share_agepregnant: Are you willing to share how old were you the first time you got pregnant? | | | |
|---|---|---|------------------------------|
| Information | | [Type= discrete] [Format=numeric] [Range= 0-98] [Missing=*] | |
| Statistics [NW/ W] | | [Valid=2086 /-] [Invalid=34806 /-] | |
| Value | Label | Cases | Percentage |
| 0 | No, I have never had it | 0 | |
| 1 | Yes | 1762 | <div><div></div></div> 84.5% |
| 2 | No | 237 | <div><div></div></div> 11.4% |
| 3 | Yes, but not sure about the exact age | 0 | |
| 93 | Prefer not to answer | 87 | <div><div></div></div> 4.2% |
| 95 | Not had sex with this partner in the last 4 weeks | 0 | |
| 98 | Don't know | 0 | |
| Sysmiss | | 34806 | |
| Warning: these figures indicate the number of cases found in the data file. They cannot be interpreted as summary statistics of the population of interest. | | | |
| # sr_agepregnant: How old were you the first time you got pregnant? [age in years] | | | |
| Information | | [Type= discrete] [Format=character] [Missing=*] | |
| Statistics [NW/ W] | | [Valid=1763 /-] [Invalid=0 /-] | |
| # sr_times_pregnant: How many times have you been pregnant? (including pregnancies that did not go to | | | |
| Information | | [Type= discrete] [Format=character] [Missing=*] | |
| Statistics [NW/ W] | | [Valid=1706 /-] [Invalid=0 /-] | |

| | | | |
|---|---|-------|------------------------------|
| # sr_times_birth: How many times have you given birth? (include both live births and stillbirths. | | | |
| Information | [Type= discrete] [Format=character] [Missing=*] | | |
| Statistics [NW/ W] | [Valid=1707 /-] [Invalid=0 /-] | | |
| # sr_another_child: FOR NON PREGNANT / UNSURE / NEVER PREGNANT BEFORE, ASK Would you like to have (a | | | |
| Information | [Type= discrete] [Format=numeric] [Range= 1-98] [Missing=*] | | |
| Statistics [NW/ W] | [Valid=2253 /-] [Invalid=34639 /-] | | |
| Value | Label | Cases | Percentage |
| 1 | Yes | 442 | <div><div></div></div> 19.6% |
| 2 | No | 1298 | <div><div></div></div> 57.6% |
| 3 | No More | 326 | <div><div></div></div> 14.5% |
| 4 | Cannot get pregnant (infertile or sterilized) | 64 | <div><div></div></div> 2.8% |
| 5 | Undecided | 86 | <div><div></div></div> 3.8% |
| 93 | Prefer not to answer | 0 | |
| 98 | Don't know | 37 | <div><div></div></div> 1.6% |
| Sysmiss | | 34639 | |
| Warning: these figures indicate the number of cases found in the data file. They cannot be interpreted as summary statistics of the population of interest. | | | |
| # sr_waitbrf_another: If Yes, How long would you like to wait from now before the birth of (a/another) | | | |
| Information | [Type= discrete] [Format=numeric] [Range= 1-98] [Missing=*] | | |
| Statistics [NW/ W] | [Valid=441 /-] [Invalid=36451 /-] | | |
| Value | Label | Cases | Percentage |
| 1 | Less than 1 year | 40 | <div><div></div></div> 9.1% |
| 2 | 1 to 2 years | 44 | <div><div></div></div> 10.0% |
| 3 | Greater than 2 years | 83 | <div><div></div></div> 18.8% |
| 4 | Undecided | 190 | <div><div></div></div> 43.1% |
| 98 | Don't know | 84 | <div><div></div></div> 19.0% |
| Sysmiss | | 36451 | |
| Warning: these figures indicate the number of cases found in the data file. They cannot be interpreted as summary statistics of the population of interest. | | | |
| # sr_aftbrth_more: FOR CURRENTLY PREGNANT ASK After the birth of this child you are expecting would | | | |
| Information | [Type= discrete] [Format=numeric] [Range= 1-98] [Missing=*] | | |
| Statistics [NW/ W] | [Valid=90 /-] [Invalid=36802 /-] | | |
| Value | Label | Cases | Percentage |
| 1 | Yes | 21 | <div><div></div></div> 23.3% |
| 2 | No | 59 | <div><div></div></div> 65.6% |
| 3 | No More | 0 | |
| 4 | Cannot get pregnant (infertile or sterilized) | 0 | |
| 5 | Undecided | 0 | |
| 93 | Prefer not to answer | 1 | <div><div></div></div> 1.1% |
| 98 | Don't know | 9 | <div><div></div></div> 10.0% |
| Sysmiss | | 36802 | |
| Warning: these figures indicate the number of cases found in the data file. They cannot be interpreted as summary statistics of the population of interest. | | | |
| # sr_waitbrf_birth: If yes, After the birth of the child you are expecting now, how long would you l | | | |
| Information | [Type= discrete] [Format=numeric] [Range= 1-98] [Missing=*] | | |
| Statistics [NW/ W] | [Valid=21 /-] [Invalid=36871 /-] | | |

| # sr_waitbrf_birth: If yes, After the birth of the child you are expecting now, how long would you l | | | |
|---|---|-------|-------------------------------|
| Value | Label | Cases | Percentage |
| 1 | Less than 1 year | 1 | <div><div></div></div> 4.8% |
| 2 | 1 to 2 years | 1 | <div><div></div></div> 4.8% |
| 3 | Greater than 2 years | 9 | <div><div></div></div> 42.9% |
| 4 | Undecided | 1 | <div><div></div></div> 4.8% |
| 98 | Don't know | 9 | <div><div></div></div> 42.9% |
| Sysmiss | | 36871 | |
| Warning: these figures indicate the number of cases found in the data file. They cannot be interpreted as summary statistics of the population of interest. | | | |
| # sr_nomore_children_1: What are the reasons why you would not like to have (a/another) child? | | | |
| Information | [Type= discrete] [Format=numeric] [Range= 1-98] [Missing=*] | | |
| Statistics [NW/ W] | [Valid=529 /-] [Invalid=36363 /-] | | |
| Value | Label | Cases | Percentage |
| 1 | Economic reasons | 529 | <div><div></div></div> 100.0% |
| 2 | Self: reached desired family size | 0 | |
| 3 | Partner reached desired family size | 0 | |
| 4 | Health concerns | 0 | |
| 5 | Not yet ready for a child | 0 | |
| 93 | Don?t want to answer | 0 | |
| 98 | Don?t know | 0 | |
| Sysmiss | | 36363 | |
| Warning: these figures indicate the number of cases found in the data file. They cannot be interpreted as summary statistics of the population of interest. | | | |
| # sr_nomore_children_2: What are the reasons why you would not like to have (a/another) child? | | | |
| Information | [Type= discrete] [Format=numeric] [Range= 1-98] [Missing=*] | | |
| Statistics [NW/ W] | [Valid=199 /-] [Invalid=36693 /-] | | |
| Value | Label | Cases | Percentage |
| 1 | Economic reasons | 0 | |
| 2 | Self: reached desired family size | 199 | <div><div></div></div> 100.0% |
| 3 | Partner reached desired family size | 0 | |
| 4 | Health concerns | 0 | |
| 5 | Not yet ready for a child | 0 | |
| 93 | Don?t want to answer | 0 | |
| 98 | Don?t know | 0 | |
| Sysmiss | | 36693 | |
| Warning: these figures indicate the number of cases found in the data file. They cannot be interpreted as summary statistics of the population of interest. | | | |
| # sr_nomore_children_3: What are the reasons why you would not like to have (a/another) child? | | | |
| Information | [Type= discrete] [Format=numeric] [Range= 1-98] [Missing=*] | | |
| Statistics [NW/ W] | [Valid=51 /-] [Invalid=36841 /-] | | |
| Value | Label | Cases | Percentage |
| 1 | Economic reasons | 0 | |
| 2 | Self: reached desired family size | 0 | |
| 3 | Partner reached desired family size | 51 | <div><div></div></div> 100.0% |
| 4 | Health concerns | 0 | |
| 5 | Not yet ready for a child | 0 | |
| 93 | Don?t want to answer | 0 | |

| # sr_nomore_children_3: What are the reasons why you would not like to have (a/another) child? | | | |
|---|---|-------|------------|
| Value | Label | Cases | Percentage |
| 98 | Don?t know | 0 | |
| Sysmiss | | 36841 | |
| Warning: these figures indicate the number of cases found in the data file. They cannot be interpreted as summary statistics of the population of interest. | | | |
| # sr_nomore_children_4: What are the reasons why you would not like to have (a/another) child? | | | |
| Information | [Type= discrete] [Format=numeric] [Range= 1-98] [Missing=*] | | |
| Statistics [NW/ W] | [Valid=136 /-] [Invalid=36756 /-] | | |
| Value | Label | Cases | Percentage |
| 1 | Economic reasons | 0 | |
| 2 | Self: reached desired family size | 0 | |
| 3 | Partner reached desired family size | 0 | |
| 4 | Health concerns | 136 | 100.0% |
| 5 | Not yet ready for a child | 0 | |
| 93 | Don?t want to answer | 0 | |
| 98 | Don?t know | 0 | |
| Sysmiss | | 36756 | |
| Warning: these figures indicate the number of cases found in the data file. They cannot be interpreted as summary statistics of the population of interest. | | | |
| # sr_nomore_children_5: What are the reasons why you would not like to have (a/another) child? | | | |
| Information | [Type= discrete] [Format=numeric] [Range= 1-98] [Missing=*] | | |
| Statistics [NW/ W] | [Valid=371 /-] [Invalid=36521 /-] | | |
| Value | Label | Cases | Percentage |
| 1 | Economic reasons | 0 | |
| 2 | Self: reached desired family size | 0 | |
| 3 | Partner reached desired family size | 0 | |
| 4 | Health concerns | 0 | |
| 5 | Not yet ready for a child | 371 | 100.0% |
| 93 | Don?t want to answer | 0 | |
| 98 | Don?t know | 0 | |
| Sysmiss | | 36521 | |
| Warning: these figures indicate the number of cases found in the data file. They cannot be interpreted as summary statistics of the population of interest. | | | |
| # sr_nomore_children_93: What are the reasons why you would not like to have (a/another) child? | | | |
| Information | [Type= discrete] [Format=numeric] [Range= 1-98] [Missing=*] | | |
| Statistics [NW/ W] | [Valid=148 /-] [Invalid=36744 /-] | | |
| Value | Label | Cases | Percentage |
| 1 | Economic reasons | 0 | |
| 2 | Self: reached desired family size | 0 | |
| 3 | Partner reached desired family size | 0 | |
| 4 | Health concerns | 0 | |
| 5 | Not yet ready for a child | 0 | |
| 93 | Don?t want to answer | 148 | 100.0% |
| 98 | Don?t know | 0 | |
| Sysmiss | | 36744 | |
| Warning: these figures indicate the number of cases found in the data file. They cannot be interpreted as summary statistics of the population of interest. | | | |

| # sr_nomore_children_98: What are the reasons why you would not like to have (a/another) child? | | | |
|---|---|-------|-------------------------------|
| Information | [Type= discrete] [Format=numeric] [Range= 1-98] [Missing=*] | | |
| Statistics [NW/ W] | [Valid=49 /-] [Invalid=36843 /-] | | |
| Value | Label | Cases | Percentage |
| 1 | Economic reasons | 0 | |
| 2 | Self: reached desired family size | 0 | |
| 3 | Partner reached desired family size | 0 | |
| 4 | Health concerns | 0 | |
| 5 | Not yet ready for a child | 0 | |
| 93 | Don?t want to answer | 0 | |
| 98 | Don?t know | 49 | <div><div></div></div> 100.0% |
| Sysmiss | | 36843 | |
| Warning: these figures indicate the number of cases found in the data file. They cannot be interpreted as summary statistics of the population of interest. | | | |
| # sr_areusemeth_avoidpreg: Are you currently using any contraceptive methods to prevent pregnancy? | | | |
| Information | [Type= discrete] [Format=numeric] [Range= 0-98] [Missing=*] | | |
| Statistics [NW/ W] | [Valid=2243 /-] [Invalid=34649 /-] | | |
| Value | Label | Cases | Percentage |
| 0 | No, I have never had it | 0 | |
| 1 | Yes | 1024 | <div><div></div></div> 45.7% |
| 2 | No | 1180 | <div><div></div></div> 52.6% |
| 3 | Yes, but not sure about the exact age | 0 | |
| 93 | Prefer not to answer | 39 | <div><div></div></div> 1.7% |
| 95 | Not had sex with this partner in the last 4 weeks | 0 | |
| 98 | Don't know | 0 | |
| Sysmiss | | 34649 | |
| Warning: these figures indicate the number of cases found in the data file. They cannot be interpreted as summary statistics of the population of interest. | | | |
| # sr_notusemeth_avoidpreg: If no, What is the main reason why you are not using a method of contraception | | | |
| Information | [Type= discrete] [Format=numeric] [Range= 1-98] [Missing=*] | | |
| Statistics [NW/ W] | [Valid=1184 /-] [Invalid=35708 /-] | | |
| Value | Label | Cases | Percentage |
| 1 | Not married | 213 | <div><div></div></div> 18.0% |
| 2 | Intend to marry | 21 | <div><div></div></div> 1.8% |
| 3 | Not intend to marry | 2 | <div><div></div></div> 0.2% |
| 4 | Fertility related reasons | 15 | <div><div></div></div> 1.3% |
| 5 | Not having sex | 558 | <div><div></div></div> 47.1% |
| 6 | Infrequent sex | 98 | <div><div></div></div> 8.3% |
| 7 | Menopausal/hysterectomy | 46 | <div><div></div></div> 3.9% |
| 8 | Subfecund/infecund | 14 | <div><div></div></div> 1.2% |
| 9 | Postpartum/breastfeeding | 36 | <div><div></div></div> 3.0% |
| 10 | Wants (more) children | 7 | <div><div></div></div> 0.6% |
| 11 | Pregnancy | 0 | |
| 12 | Opposition to use | 0 | |
| 13 | Respondent opposed | 8 | <div><div></div></div> 0.7% |
| 14 | Husband opposed | 10 | <div><div></div></div> 0.8% |
| 15 | Others opposed | 1 | <div><div></div></div> 0.1% |

| # sr_notusemeth_avoidpreg: If no, What is the main reason why you are not using a method of contraception | | | |
|---|---|-------|------------|
| Value | Label | Cases | Percentage |
| 16 | Religious prohibition | 6 | 0.5% |
| 17 | Lack of knowledge | 5 | 0.4% |
| 18 | Knows no method | 0 | |
| 19 | Knows no source | 4 | 0.3% |
| 20 | Method related reasons | 9 | 0.8% |
| 21 | Health concerns | 0 | |
| 22 | Fear of side effects | 10 | 0.8% |
| 23 | Lack of access/too far | 1 | 0.1% |
| 24 | Cost too much | 3 | 0.3% |
| 25 | Inconvenient to use | 2 | 0.2% |
| 26 | Interferes with body?s normal processes | 7 | 0.6% |
| 27 | Method failure | 4 | 0.3% |
| 96 | Other, specify | 55 | 4.6% |
| 98 | Don't know | 49 | 4.1% |
| Sysmiss | | 35708 | |
| Warning: these figures indicate the number of cases found in the data file. They cannot be interpreted as summary statistics of the population of interest. | | | |
| # sr_notusemeth_otherspec: Other reason not using any method of contraception, please specify: | | | |
| Information | [Type= discrete] [Format=character] [Missing=*] | | |
| Statistics [NW/ W] | [Valid=57 /-] [Invalid=0 /-] | | |
| # sr_meth_avoidpreg12mth_0: Which methods were you using? | | | |
| Information | [Type= discrete] [Format=numeric] [Range= 0-96] [Missing=*] | | |
| Statistics [NW/ W] | [Valid=28 /-] [Invalid=36864 /-] | | |
| Value | Label | Cases | Percentage |
| 0 | None | 28 | 100.0% |
| 1 | Male condom | 0 | |
| 2 | Female condom | 0 | |
| 3 | Female sterilization (?tubal ligation?) | 0 | |
| 4 | Male sterilization (?vasectomy?) | 0 | |
| 5 | IUD/loop | 0 | |
| 6 | Injectable contraceptives | 0 | |
| 7 | Implants | 0 | |
| 8 | Oral contraceptive pills | 0 | |
| 9 | Douching after sex | 0 | |
| 10 | Traditional methods | 0 | |
| 93 | Prefer not to answer | 0 | |
| 96 | Other, specify | 0 | |
| Sysmiss | | 36864 | |
| Warning: these figures indicate the number of cases found in the data file. They cannot be interpreted as summary statistics of the population of interest. | | | |
| # sr_meth_avoidpreg12mth_1: Which methods were you using? | | | |
| Information | [Type= discrete] [Format=numeric] [Range= 0-96] [Missing=*] | | |
| Statistics [NW/ W] | [Valid=397 /-] [Invalid=36495 /-] | | |
| Value | Label | Cases | Percentage |
| 0 | None | 0 | |

| # sr_meth_avoidpreg12mth_1: Which methods were you using? | | | |
|---|---|---|-------------------------------|
| Value | Label | Cases | Percentage |
| 1 | Male condom | 397 | <div><div></div></div> 100.0% |
| 2 | Female condom | 0 | |
| 3 | Female sterilization (?tubal ligation?) | 0 | |
| 4 | Male sterilization (?vasectomy?) | 0 | |
| 5 | IUD/loop | 0 | |
| 6 | Injectable contraceptives | 0 | |
| 7 | Implants | 0 | |
| 8 | Oral contraceptive pills | 0 | |
| 9 | Douching after sex | 0 | |
| 10 | Traditional methods | 0 | |
| 93 | Prefer not to answer | 0 | |
| 96 | Other, specify | 0 | |
| Sysmiss | | 36495 | |
| Warning: these figures indicate the number of cases found in the data file. They cannot be interpreted as summary statistics of the population of interest. | | | |
| # sr_meth_avoidpreg12mth_2: Which methods were you using? | | | |
| Information | | [Type= discrete] [Format=numeric] [Range= 0-96] [Missing=*] | |
| Statistics [NW/ W] | | [Valid=13 /-] [Invalid=36879 /-] | |
| Value | Label | Cases | Percentage |
| 0 | None | 0 | <div><div></div></div> 100.0% |
| 1 | Male condom | 0 | |
| 2 | Female condom | 13 | |
| 3 | Female sterilization (?tubal ligation?) | 0 | |
| 4 | Male sterilization (?vasectomy?) | 0 | |
| 5 | IUD/loop | 0 | |
| 6 | Injectable contraceptives | 0 | |
| 7 | Implants | 0 | |
| 8 | Oral contraceptive pills | 0 | |
| 9 | Douching after sex | 0 | |
| 10 | Traditional methods | 0 | |
| 93 | Prefer not to answer | 0 | |
| 96 | Other, specify | 0 | |
| Sysmiss | | 36879 | |
| Warning: these figures indicate the number of cases found in the data file. They cannot be interpreted as summary statistics of the population of interest. | | | |
| # sr_meth_avoidpreg12mth_3: Which methods were you using? | | | |
| Information | | [Type= discrete] [Format=numeric] [Range= 0-96] [Missing=*] | |
| Statistics [NW/ W] | | [Valid=23 /-] [Invalid=36869 /-] | |
| Value | Label | Cases | Percentage |
| 0 | None | 0 | <div><div></div></div> 100.0% |
| 1 | Male condom | 0 | |
| 2 | Female condom | 0 | |
| 3 | Female sterilization (?tubal ligation?) | 23 | |
| 4 | Male sterilization (?vasectomy?) | 0 | |
| 5 | IUD/loop | 0 | |
| 6 | Injectable contraceptives | 0 | |

| # sr_meth_avoidpreg12mth_3: Which methods were you using? | | | |
|---|---|---|------------|
| Value | Label | Cases | Percentage |
| 7 | Implants | 0 | |
| 8 | Oral contraceptive pills | 0 | |
| 9 | Douching after sex | 0 | |
| 10 | Traditional methods | 0 | |
| 93 | Prefer not to answer | 0 | |
| 96 | Other, specify | 0 | |
| Sysmiss | | 36869 | |
| Warning: these figures indicate the number of cases found in the data file. They cannot be interpreted as summary statistics of the population of interest. | | | |
| # sr_meth_avoidpreg12mth_4: Which methods were you using? | | | |
| Information | | [Type= discrete] [Format=numeric] [Range= 0-96] [Missing=*] | |
| Statistics [NW/ W] | | [Valid=3 /-] [Invalid=36889 /-] | |
| Value | Label | Cases | Percentage |
| 0 | None | 0 | |
| 1 | Male condom | 0 | |
| 2 | Female condom | 0 | |
| 3 | Female sterilization (?tubal ligation?) | 0 | |
| 4 | Male sterilization (?vasectomy?) | 3 | 100.0% |
| 5 | IUD/loop | 0 | |
| 6 | Injectable contraceptives | 0 | |
| 7 | Implants | 0 | |
| 8 | Oral contraceptive pills | 0 | |
| 9 | Douching after sex | 0 | |
| 10 | Traditional methods | 0 | |
| 93 | Prefer not to answer | 0 | |
| 96 | Other, specify | 0 | |
| Sysmiss | | 36889 | |
| Warning: these figures indicate the number of cases found in the data file. They cannot be interpreted as summary statistics of the population of interest. | | | |
| # sr_meth_avoidpreg12mth_5: Which methods were you using? | | | |
| Information | | [Type= discrete] [Format=numeric] [Range= 0-96] [Missing=*] | |
| Statistics [NW/ W] | | [Valid=7 /-] [Invalid=36885 /-] | |
| Value | Label | Cases | Percentage |
| 0 | None | 0 | |
| 1 | Male condom | 0 | |
| 2 | Female condom | 0 | |
| 3 | Female sterilization (?tubal ligation?) | 0 | |
| 4 | Male sterilization (?vasectomy?) | 0 | |
| 5 | IUD/loop | 7 | 100.0% |
| 6 | Injectable contraceptives | 0 | |
| 7 | Implants | 0 | |
| 8 | Oral contraceptive pills | 0 | |
| 9 | Douching after sex | 0 | |
| 10 | Traditional methods | 0 | |
| 93 | Prefer not to answer | 0 | |
| 96 | Other, specify | 0 | |

| # sr_meth_avoidpreg12mth_5: Which methods were you using? | | | |
|---|---|-------|------------|
| Value | Label | Cases | Percentage |
| Sysmiss | | 36885 | |
| Warning: these figures indicate the number of cases found in the data file. They cannot be interpreted as summary statistics of the population of interest. | | | |
| # sr_meth_avoidpreg12mth_6: Which methods were you using? | | | |
| Information | [Type= discrete] [Format=numeric] [Range= 0-96] [Missing=*] | | |
| Statistics [NW/ W] | [Valid=439 /-] [Invalid=36453 /-] | | |
| Value | Label | Cases | Percentage |
| 0 | None | 0 | |
| 1 | Male condom | 0 | |
| 2 | Female condom | 0 | |
| 3 | Female sterilization (?tubal ligation?) | 0 | |
| 4 | Male sterilization (?vasectomy?) | 0 | |
| 5 | IUD/loop | 0 | |
| 6 | Injectable contraceptives | 439 | 100.0% |
| 7 | Implants | 0 | |
| 8 | Oral contraceptive pills | 0 | |
| 9 | Douching after sex | 0 | |
| 10 | Traditional methods | 0 | |
| 93 | Prefer not to answer | 0 | |
| 96 | Other, specify | 0 | |
| Sysmiss | | 36453 | |
| Warning: these figures indicate the number of cases found in the data file. They cannot be interpreted as summary statistics of the population of interest. | | | |
| # sr_meth_avoidpreg12mth_7: Which methods were you using? | | | |
| Information | [Type= discrete] [Format=numeric] [Range= 0-96] [Missing=*] | | |
| Statistics [NW/ W] | [Valid=64 /-] [Invalid=36828 /-] | | |
| Value | Label | Cases | Percentage |
| 0 | None | 0 | |
| 1 | Male condom | 0 | |
| 2 | Female condom | 0 | |
| 3 | Female sterilization (?tubal ligation?) | 0 | |
| 4 | Male sterilization (?vasectomy?) | 0 | |
| 5 | IUD/loop | 0 | |
| 6 | Injectable contraceptives | 0 | |
| 7 | Implants | 64 | 100.0% |
| 8 | Oral contraceptive pills | 0 | |
| 9 | Douching after sex | 0 | |
| 10 | Traditional methods | 0 | |
| 93 | Prefer not to answer | 0 | |
| 96 | Other, specify | 0 | |
| Sysmiss | | 36828 | |
| Warning: these figures indicate the number of cases found in the data file. They cannot be interpreted as summary statistics of the population of interest. | | | |
| # sr_meth_avoidpreg12mth_8: Which methods were you using? | | | |
| Information | [Type= discrete] [Format=numeric] [Range= 0-96] [Missing=*] | | |
| Statistics [NW/ W] | [Valid=49 /-] [Invalid=36843 /-] | | |

| # sr_meth_avoidpreg12mth_8: Which methods were you using? | | | |
|---|---|-------|------------|
| Value | Label | Cases | Percentage |
| 0 | None | 0 | |
| 1 | Male condom | 0 | |
| 2 | Female condom | 0 | |
| 3 | Female sterilization (?tubal ligation?) | 0 | |
| 4 | Male sterilization (?vasectomy?) | 0 | |
| 5 | IUD/loop | 0 | |
| 6 | Injectable contraceptives | 0 | |
| 7 | Implants | 0 | |
| 8 | Oral contraceptive pills | 49 | 100.0% |
| 9 | Douching after sex | 0 | |
| 10 | Traditional methods | 0 | |
| 93 | Prefer not to answer | 0 | |
| 96 | Other, specify | 0 | |
| Sysmiss | | 36843 | |
| Warning: these figures indicate the number of cases found in the data file. They cannot be interpreted as summary statistics of the population of interest. | | | |
| # sr_meth_avoidpreg12mth_9: Which methods were you using? | | | |
| Information | [Type= discrete] [Format=numeric] [Range= 0-96] [Missing=*] | | |
| Statistics [NW/ W] | [Valid=5 /-] [Invalid=36887 /-] | | |
| Value | Label | Cases | Percentage |
| 0 | None | 0 | |
| 1 | Male condom | 0 | |
| 2 | Female condom | 0 | |
| 3 | Female sterilization (?tubal ligation?) | 0 | |
| 4 | Male sterilization (?vasectomy?) | 0 | |
| 5 | IUD/loop | 0 | |
| 6 | Injectable contraceptives | 0 | |
| 7 | Implants | 0 | |
| 8 | Oral contraceptive pills | 0 | |
| 9 | Douching after sex | 5 | 100.0% |
| 10 | Traditional methods | 0 | |
| 93 | Prefer not to answer | 0 | |
| 96 | Other, specify | 0 | |
| Sysmiss | | 36887 | |
| Warning: these figures indicate the number of cases found in the data file. They cannot be interpreted as summary statistics of the population of interest. | | | |
| # sr_meth_avoidpreg12mth_93: Which methods were you using? | | | |
| Information | [Type= discrete] [Format=numeric] [Range= 0-96] [Missing=*] | | |
| Statistics [NW/ W] | [Valid=4 /-] [Invalid=36888 /-] | | |
| Value | Label | Cases | Percentage |
| 0 | None | 0 | |
| 1 | Male condom | 0 | |
| 2 | Female condom | 0 | |
| 3 | Female sterilization (?tubal ligation?) | 0 | |
| 4 | Male sterilization (?vasectomy?) | 0 | |

| # sr_meth_avoidpreg12mth_93: Which methods were you using? | | | |
|---|---|---|-------------------|
| Value | Label | Cases | Percentage |
| 5 | IUD/loop | 0 | <div></div> |
| 6 | Injectable contraceptives | 0 | |
| 7 | Implants | 0 | |
| 8 | Oral contraceptive pills | 0 | |
| 9 | Douching after sex | 0 | |
| 10 | Traditional methods | 0 | |
| 93 | Prefer not to answer | 4 | |
| 96 | Other, specify | 0 | |
| Sysmiss | | 36888 | |
| Warning: these figures indicate the number of cases found in the data file. They cannot be interpreted as summary statistics of the population of interest. | | | |
| # sr_meth_avoidpreg12mth_96: Which methods were you using? | | | |
| Information | | [Type= discrete] [Format=numeric] [Range= 0-96] [Missing=*] | |
| Statistics [NW/ W] | | [Valid=3 /-] [Invalid=36889 /-] | |
| Value | Label | Cases | Percentage |
| 0 | None | 0 | <div></div> |
| 1 | Male condom | 0 | |
| 2 | Female condom | 0 | |
| 3 | Female sterilization (?tubal ligation?) | 0 | |
| 4 | Male sterilization (?vasectomy?) | 0 | |
| 5 | IUD/loop | 0 | |
| 6 | Injectable contraceptives | 0 | |
| 7 | Implants | 0 | |
| 8 | Oral contraceptive pills | 0 | |
| 9 | Douching after sex | 0 | |
| 10 | Traditional methods | 0 | |
| 93 | Prefer not to answer | 0 | |
| 96 | Other, specify | 3 | |
| Sysmiss | | 36889 | |
| Warning: these figures indicate the number of cases found in the data file. They cannot be interpreted as summary statistics of the population of interest. | | | |
| # sr_meth_otherspec12mth: Other method, please specify: | | | |
| Information | | [Type= discrete] [Format=character] [Missing=*] | |
| Statistics [NW/ W] | | [Valid=4 /-] [Invalid=0 /-] | |
| # sr_hivknw_onepartn: Can the risk of HIV transmission be reduced by having sex with only one uninfected partner? | | | |
| Information | | [Type= discrete] [Format=numeric] [Range= 0-98] [Missing=*] | |
| Statistics [NW/ W] | | [Valid=3295 /-] [Invalid=33597 /-] | |
| Value | Label | Cases | Percentage |
| 0 | No, I have never had it | 0 | <div></div> 86.7% |
| 1 | Yes | 2856 | |
| 2 | No | 274 | <div></div> 8.3% |
| 3 | Yes, but not sure about the exact age | 0 | <div></div> 1.3% |
| 93 | Prefer not to answer | 43 | |
| 95 | Not had sex with this partner in the last 4 weeks | 0 | |
| 98 | Don't know | 122 | <div></div> 3.7% |

| # sr_hivknw_onepartn: Can the risk of HIV transmission be reduced by having sex with only one uninfected | | | |
|---|---|-------|------------------------------|
| Value | Label | Cases | Percentage |
| Sysmiss | | 33597 | |
| Warning: these figures indicate the number of cases found in the data file. They cannot be interpreted as summary statistics of the population of interest. | | | |
| # sr_hivknw_usecondm: Can a person reduce the risk of getting HIV by using a condom every time they have sex? | | | |
| Information | [Type= discrete] [Format=numeric] [Range= 0-98] [Missing=*] | | |
| Statistics [NW/ W] | [Valid=3296 /-] [Invalid=33596 /-] | | |
| Value | Label | Cases | Percentage |
| 0 | No, I have never had it | 0 | |
| 1 | Yes | 3074 | <div><div></div></div> 93.3% |
| 2 | No | 149 | <div><div></div></div> 4.5% |
| 3 | Yes, but not sure about the exact age | 0 | |
| 93 | Prefer not to answer | 32 | <div><div></div></div> 1.0% |
| 95 | Not had sex with this partner in the last 4 weeks | 0 | |
| 98 | Don't know | 41 | <div><div></div></div> 1.2% |
| Sysmiss | | 33596 | |
| Warning: these figures indicate the number of cases found in the data file. They cannot be interpreted as summary statistics of the population of interest. | | | |
| # sr_hivknw_healthpersn: Can a healthy-looking person have HIV? | | | |
| Information | [Type= discrete] [Format=numeric] [Range= 0-98] [Missing=*] | | |
| Statistics [NW/ W] | [Valid=3295 /-] [Invalid=33597 /-] | | |
| Value | Label | Cases | Percentage |
| 0 | No, I have never had it | 0 | |
| 1 | Yes | 2980 | <div><div></div></div> 90.4% |
| 2 | No | 226 | <div><div></div></div> 6.9% |
| 3 | Yes, but not sure about the exact age | 0 | |
| 93 | Prefer not to answer | 28 | <div><div></div></div> 0.8% |
| 95 | Not had sex with this partner in the last 4 weeks | 0 | |
| 98 | Don't know | 61 | <div><div></div></div> 1.9% |
| Sysmiss | | 33597 | |
| Warning: these figures indicate the number of cases found in the data file. They cannot be interpreted as summary statistics of the population of interest. | | | |
| # sr_hivknw_mosqu: Can a person get HIV from mosquito bites? | | | |
| Information | [Type= discrete] [Format=numeric] [Range= 0-98] [Missing=*] | | |
| Statistics [NW/ W] | [Valid=3295 /-] [Invalid=33597 /-] | | |
| Value | Label | Cases | Percentage |
| 0 | No, I have never had it | 0 | |
| 1 | Yes | 403 | <div><div></div></div> 12.2% |
| 2 | No | 2525 | <div><div></div></div> 76.6% |
| 3 | Yes, but not sure about the exact age | 0 | |
| 93 | Prefer not to answer | 32 | <div><div></div></div> 1.0% |
| 95 | Not had sex with this partner in the last 4 weeks | 0 | |
| 98 | Don't know | 335 | <div><div></div></div> 10.2% |
| Sysmiss | | 33597 | |
| Warning: these figures indicate the number of cases found in the data file. They cannot be interpreted as summary statistics of the population of interest. | | | |
| # sr_hivknw_sharefood: Can a person get HIV by sharing food with someone who is infected? | | | |
| Information | [Type= discrete] [Format=numeric] [Range= 0-98] [Missing=*] | | |

| # sr_hivknw_sharefood: Can a person get HIV by sharing food with someone who is infected? | | | |
|---|---|---|------------------------------|
| Statistics [NW/ W] | | [Valid=3297 /-] [Invalid=33595 /-] | |
| Value | Label | Cases | Percentage |
| 0 | No, I have never had it | 0 | |
| 1 | Yes | 97 | <div><div></div></div> 2.9% |
| 2 | No | 3057 | <div><div></div></div> 92.7% |
| 3 | Yes, but not sure about the exact age | 0 | |
| 93 | Prefer not to answer | 33 | <div><div></div></div> 1.0% |
| 95 | Not had sex with this partner in the last 4 weeks | 0 | |
| 98 | Don't know | 110 | <div><div></div></div> 3.3% |
| Sysmiss | | 33595 | |
| Warning: these figures indicate the number of cases found in the data file. They cannot be interpreted as summary statistics of the population of interest. | | | |
| # srs_self_interviewed: We would like you to complete the following few questions by yourself. The inter | | | |
| Information | | [Type= discrete] [Format=numeric] [Range= 0-98] [Missing=*] | |
| Statistics [NW/ W] | | [Valid=4100 /-] [Invalid=32792 /-] | |
| Value | Label | Cases | Percentage |
| 0 | No, I have never had it | 0 | |
| 1 | Yes | 3087 | <div><div></div></div> 75.3% |
| 2 | No | 913 | <div><div></div></div> 22.3% |
| 3 | Yes, but not sure about the exact age | 0 | |
| 93 | Prefer not to answer | 100 | <div><div></div></div> 2.4% |
| 95 | Not had sex with this partner in the last 4 weeks | 0 | |
| 98 | Don't know | 0 | |
| Sysmiss | | 32792 | |
| Warning: these figures indicate the number of cases found in the data file. They cannot be interpreted as summary statistics of the population of interest. | | | |
| # srs_share_partnagetfirstsex: Are you willing to share how old was the person you first had sex with, even if | | | |
| Information | | [Type= discrete] [Format=numeric] [Range= 0-98] [Missing=*] | |
| Statistics [NW/ W] | | [Valid=3132 /-] [Invalid=33760 /-] | |
| Value | Label | Cases | Percentage |
| 0 | No, I have never had it | 0 | |
| 1 | Yes | 937 | <div><div></div></div> 29.9% |
| 2 | No | 912 | <div><div></div></div> 29.1% |
| 3 | Yes, but not sure about the exact age | 865 | <div><div></div></div> 27.6% |
| 93 | Prefer not to answer | 418 | <div><div></div></div> 13.3% |
| 95 | Not had sex with this partner in the last 4 weeks | 0 | |
| 98 | Don't know | 0 | |
| Sysmiss | | 33760 | |
| Warning: these figures indicate the number of cases found in the data file. They cannot be interpreted as summary statistics of the population of interest. | | | |
| # srs_partnagetfirstsex: How old was the person you first had sex with, even if it was forced or not your | | | |
| Information | | [Type= discrete] [Format=character] [Missing=*] | |
| Statistics [NW/ W] | | [Valid=933 /-] [Invalid=0 /-] | |
| # srs_firstestmage: Was this person: | | | |
| Information | | [Type= discrete] [Format=numeric] [Range= 0-2] [Missing=*] | |
| Statistics [NW/ W] | | [Valid=865 /-] [Invalid=36027 /-] | |

| # srs_firstestimage: Was this person: | | | |
|---|---|-------|-------------------|
| Value | Label | Cases | Percentage |
| 0 | Older | 601 | <div></div> 69.5% |
| 1 | Younger | 128 | <div></div> 14.8% |
| 2 | Same age | 136 | <div></div> 15.7% |
| Sysmiss | | 36027 | |
| Warning: these figures indicate the number of cases found in the data file. They cannot be interpreted as summary statistics of the population of interest. | | | |
| # srs_firstestmyears: How many years younger/older? | | | |
| Information | [Type= discrete] [Format=numeric] [Range= 1-4] [Missing=*] | | |
| Statistics [NW/ W] | [Valid=861 /-] [Invalid=36031 /-] | | |
| Value | Label | Cases | Percentage |
| 1 | 1-2 years | 364 | <div></div> 42.3% |
| 2 | 3-4 years | 303 | <div></div> 35.2% |
| 3 | 5-10 years | 119 | <div></div> 13.8% |
| 4 | 10+ years | 75 | <div></div> 8.7% |
| Sysmiss | | 36031 | |
| Warning: these figures indicate the number of cases found in the data file. They cannot be interpreted as summary statistics of the population of interest. | | | |
| # srs_share_agesecndsex: Are you willing to share how old you were when you first had sex with your secon | | | |
| Information | [Type= discrete] [Format=numeric] [Range= 0-98] [Missing=*] | | |
| Statistics [NW/ W] | [Valid=2514 /-] [Invalid=34378 /-] | | |
| Value | Label | Cases | Percentage |
| 0 | No, I have never had it | 0 | |
| 1 | Yes | 739 | <div></div> 29.4% |
| 2 | No | 1016 | <div></div> 40.4% |
| 3 | Yes, but not sure about the exact age | 0 | |
| 93 | Prefer not to answer | 759 | <div></div> 30.2% |
| 95 | Not had sex with this partner in the last 4 weeks | 0 | |
| 98 | Don't know | 0 | |
| Sysmiss | | 34378 | |
| Warning: these figures indicate the number of cases found in the data file. They cannot be interpreted as summary statistics of the population of interest. | | | |
| # srs_agesecndsex: How old were you the first time you had sex with your second sexual partner? If | | | |
| Information | [Type= discrete] [Format=character] [Missing=*] | | |
| Statistics [NW/ W] | [Valid=732 /-] [Invalid=0 /-] | | |
| # srs_transsex_women: In the past 12 months, have you ever had sex with anyone (for a short period of | | | |
| Information | [Type= discrete] [Format=numeric] [Range= 0-98] [Missing=*] | | |
| Statistics [NW/ W] | [Valid=1933 /-] [Invalid=34959 /-] | | |
| Value | Label | Cases | Percentage |
| 0 | No, I have never had it | 0 | |
| 1 | Yes | 259 | <div></div> 13.4% |
| 2 | No | 1418 | <div></div> 73.4% |
| 3 | Yes, but not sure about the exact age | 0 | |
| 93 | Prefer not to answer | 256 | <div></div> 13.2% |
| 95 | Not had sex with this partner in the last 4 weeks | 0 | |
| 98 | Don't know | 0 | |

| # srs_transsex_women: In the past 12 months, have you ever had sex with anyone (for a short period of | | | |
|---|---|---|------------------------------|
| Value | Label | Cases | Percentage |
| Sysmiss | | 34959 | |
| Warning: these figures indicate the number of cases found in the data file. They cannot be interpreted as summary statistics of the population of interest. | | | |
| # srs_transsex_men: In the past 12 months have you provided a woman who is not a sex worker with hel | | | |
| Information | | [Type= discrete] [Format=numeric] [Range= 0-98] [Missing=*] | |
| Statistics [NW/ W] | | [Valid=934 -/] [Invalid=35958 -/] | |
| Value | Label | Cases | Percentage |
| 0 | No, I have never had it | 0 | |
| 1 | Yes | 30 | <div><div></div></div> 3.2% |
| 2 | No | 871 | <div><div></div></div> 93.3% |
| 3 | Yes, but not sure about the exact age | 0 | |
| 93 | Prefer not to answer | 33 | <div><div></div></div> 3.5% |
| 95 | Not had sex with this partner in the last 4 weeks | 0 | |
| 98 | Don't know | 0 | |
| Sysmiss | | 35958 | |
| Warning: these figures indicate the number of cases found in the data file. They cannot be interpreted as summary statistics of the population of interest. | | | |
| # srs_share_transsex: Are you willing to share with how many different people have you become sexually | | | |
| Information | | [Type= discrete] [Format=numeric] [Range= 0-98] [Missing=*] | |
| Statistics [NW/ W] | | [Valid=2526 -/] [Invalid=34366 -/] | |
| Value | Label | Cases | Percentage |
| 0 | No, I have never had it | 0 | |
| 1 | Yes | 471 | <div><div></div></div> 18.6% |
| 2 | No | 1658 | <div><div></div></div> 65.6% |
| 3 | Yes, but not sure about the exact age | 0 | |
| 93 | Prefer not to answer | 397 | <div><div></div></div> 15.7% |
| 95 | Not had sex with this partner in the last 4 weeks | 0 | |
| 98 | Don't know | 0 | |
| Sysmiss | | 34366 | |
| Warning: these figures indicate the number of cases found in the data file. They cannot be interpreted as summary statistics of the population of interest. | | | |
| # srs_transsex_num: In the past 12 months how many different people have you become sexually involve | | | |
| Information | | [Type= discrete] [Format=character] [Missing=*] | |
| Statistics [NW/ W] | | [Valid=466 -/] [Invalid=0 -/] | |
| # srs_sexworker: Some people have sex with other people for a living; would you consider yourself | | | |
| Information | | [Type= discrete] [Format=numeric] [Range= 0-98] [Missing=*] | |
| Statistics [NW/ W] | | [Valid=1937 -/] [Invalid=34955 -/] | |
| Value | Label | Cases | Percentage |
| 0 | No, I have never had it | 0 | |
| 1 | Yes | 30 | <div><div></div></div> 1.5% |
| 2 | No | 1814 | <div><div></div></div> 93.6% |
| 3 | Yes, but not sure about the exact age | 0 | |
| 93 | Prefer not to answer | 93 | <div><div></div></div> 4.8% |
| 95 | Not had sex with this partner in the last 4 weeks | 0 | |
| 98 | Don't know | 0 | |

| # srs_sexworker: Some people have sex with other people for a living; would you consider yourself | | | |
|---|---|-------|------------------------------|
| Value | Label | Cases | Percentage |
| Sysmiss | | 34955 | |
| Warning: these figures indicate the number of cases found in the data file. They cannot be interpreted as summary statistics of the population of interest. | | | |
| # srs_evermalecondom: Have you ever used a male condom when you had sex (whether it was forced or agree | | | |
| Information | [Type= discrete] [Format=numeric] [Range= 0-98] [Missing=*] | | |
| Statistics [NW/ W] | [Valid=2531 /-] [Invalid=34361 /-] | | |
| Value | Label | Cases | Percentage |
| 0 | No, I have never had it | 0 | |
| 1 | Yes | 1328 | <div><div></div></div> 52.5% |
| 2 | No | 1047 | <div><div></div></div> 41.4% |
| 3 | Yes, but not sure about the exact age | 0 | |
| 93 | Prefer not to answer | 156 | <div><div></div></div> 6.2% |
| 95 | Not had sex with this partner in the last 4 weeks | 0 | |
| 98 | Don't know | 0 | |
| Sysmiss | | 34361 | |
| Warning: these figures indicate the number of cases found in the data file. They cannot be interpreted as summary statistics of the population of interest. | | | |
| # srs_usecondom3months: Have you used a condom during sex in the past 3 months? | | | |
| Information | [Type= discrete] [Format=numeric] [Range= 0-98] [Missing=*] | | |
| Statistics [NW/ W] | [Valid=1328 /-] [Invalid=35564 /-] | | |
| Value | Label | Cases | Percentage |
| 0 | No, I have never had it | 0 | |
| 1 | Yes | 899 | <div><div></div></div> 67.7% |
| 2 | No | 377 | <div><div></div></div> 28.4% |
| 3 | Yes, but not sure about the exact age | 0 | |
| 93 | Prefer not to answer | 52 | <div><div></div></div> 3.9% |
| 95 | Not had sex with this partner in the last 4 weeks | 0 | |
| 98 | Don't know | 0 | |
| Sysmiss | | 35564 | |
| Warning: these figures indicate the number of cases found in the data file. They cannot be interpreted as summary statistics of the population of interest. | | | |
| # srs_usecondomlasttime: Did you use a condom the LAST time you had sex (whether it was forced or agreed) | | | |
| Information | [Type= discrete] [Format=numeric] [Range= 0-98] [Missing=*] | | |
| Statistics [NW/ W] | [Valid=1326 /-] [Invalid=35566 /-] | | |
| Value | Label | Cases | Percentage |
| 0 | No, I have never had it | 0 | |
| 1 | Yes | 913 | <div><div></div></div> 68.9% |
| 2 | No | 383 | <div><div></div></div> 28.9% |
| 3 | Yes, but not sure about the exact age | 0 | |
| 93 | Prefer not to answer | 30 | <div><div></div></div> 2.3% |
| 95 | Not had sex with this partner in the last 4 weeks | 0 | |
| 98 | Don't know | 0 | |
| Sysmiss | | 35566 | |
| Warning: these figures indicate the number of cases found in the data file. They cannot be interpreted as summary statistics of the population of interest. | | | |
| # srs_gems01: A woman's most important role is to take care of her home and cook for her famil | | | |
| Information | [Type= discrete] [Format=numeric] [Range= 1-93] [Missing=*] | | |

| # srs_gems01: A woman's most important role is to take care of her home and cook for her famil | | | |
|---|----------------------|---|-------------------|
| Statistics [NW/ W] | | [Valid=936 /-] [Invalid=35956 /-] | |
| Value | Label | Cases | Percentage |
| 1 | Agree | 659 | <div></div> 70.4% |
| 2 | Disagree | 277 | <div></div> 29.6% |
| 93 | Prefer not to answer | 0 | |
| Sysmiss | | 35956 | |
| Warning: these figures indicate the number of cases found in the data file. They cannot be interpreted as summary statistics of the population of interest. | | | |
| # srs_gems02: Changing nappies/diapers, giving the children a bath, and feeding the children a | | | |
| Information | | [Type= discrete] [Format=numeric] [Range= 1-93] [Missing=*] | |
| Statistics [NW/ W] | | [Valid=937 /-] [Invalid=35955 /-] | |
| Value | Label | Cases | Percentage |
| 1 | Agree | 555 | <div></div> 59.2% |
| 2 | Disagree | 382 | <div></div> 40.8% |
| 93 | Prefer not to answer | 0 | |
| Sysmiss | | 35955 | |
| Warning: these figures indicate the number of cases found in the data file. They cannot be interpreted as summary statistics of the population of interest. | | | |

| # srs_gems03: A man should have the final word about decisions in the home | | | |
|---|---|-------|------------|
| Information | [Type= discrete] [Format=numeric] [Range= 1-93] [Missing=*] | | |
| Statistics [NW/ W] | [Valid=935 /-] [Invalid=35957 /-] | | |
| Value | Label | Cases | Percentage |
| 1 | Agree | 558 | 59.7% |
| 2 | Disagree | 377 | 40.3% |
| 93 | Prefer not to answer | 0 | |
| Sysmiss | | 35957 | |
| Warning: these figures indicate the number of cases found in the data file. They cannot be interpreted as summary statistics of the population of interest. | | | |
| # srs_gems04: It is important that a father is present in the lives of his children, even if h | | | |
| Information | [Type= discrete] [Format=numeric] [Range= 1-93] [Missing=*] | | |
| Statistics [NW/ W] | [Valid=936 /-] [Invalid=35956 /-] | | |
| Value | Label | Cases | Percentage |
| 1 | Agree | 769 | 82.2% |
| 2 | Disagree | 167 | 17.8% |
| 93 | Prefer not to answer | 0 | |
| Sysmiss | | 35956 | |
| Warning: these figures indicate the number of cases found in the data file. They cannot be interpreted as summary statistics of the population of interest. | | | |
| # srs_gems05: The husband should decide to buy the major household items | | | |
| Information | [Type= discrete] [Format=numeric] [Range= 1-93] [Missing=*] | | |
| Statistics [NW/ W] | [Valid=938 /-] [Invalid=35954 /-] | | |
| Value | Label | Cases | Percentage |
| 1 | Agree | 492 | 52.5% |
| 2 | Disagree | 446 | 47.5% |
| 93 | Prefer not to answer | 0 | |
| Sysmiss | | 35954 | |
| Warning: these figures indicate the number of cases found in the data file. They cannot be interpreted as summary statistics of the population of interest. | | | |
| # srs_gems06: A woman should obey her husband in all things | | | |
| Information | [Type= discrete] [Format=numeric] [Range= 1-93] [Missing=*] | | |
| Statistics [NW/ W] | [Valid=934 /-] [Invalid=35958 /-] | | |
| Value | Label | Cases | Percentage |
| 1 | Agree | 636 | 68.1% |
| 2 | Disagree | 298 | 31.9% |
| 93 | Prefer not to answer | 0 | |
| Sysmiss | | 35958 | |
| Warning: these figures indicate the number of cases found in the data file. They cannot be interpreted as summary statistics of the population of interest. | | | |
| # srs_gems07: Males and females have an equal right to finish school | | | |
| Information | [Type= discrete] [Format=numeric] [Range= 1-93] [Missing=*] | | |
| Statistics [NW/ W] | [Valid=938 /-] [Invalid=35954 /-] | | |
| Value | Label | Cases | Percentage |
| 1 | Agree | 766 | 81.7% |
| 2 | Disagree | 172 | 18.3% |
| 93 | Prefer not to answer | 0 | |
| Sysmiss | | 35954 | |

| | | | |
|---|---|-------|------------------------------|
| # srs_gems07: Males and females have an equal right to finish school | | | |
| Warning: these figures indicate the number of cases found in the data file. They cannot be interpreted as summary statistics of the population of interest. | | | |
| # srs_gems08: Females should have their own source of income | | | |
| Information | [Type= discrete] [Format=numeric] [Range= 1-93] [Missing=*] | | |
| Statistics [NW/ W] | [Valid=936 /-] [Invalid=35956 /-] | | |
| Value | Label | Cases | Percentage |
| 1 | Agree | 557 | <div><div></div></div> 59.5% |
| 2 | Disagree | 379 | <div><div></div></div> 40.5% |
| 93 | Prefer not to answer | 0 | |
| Sysmiss | | 35956 | |
| Warning: these figures indicate the number of cases found in the data file. They cannot be interpreted as summary statistics of the population of interest. | | | |
| # srs_gems09: It is the man who decides what type of sex to have | | | |
| Information | [Type= discrete] [Format=numeric] [Range= 1-93] [Missing=*] | | |
| Statistics [NW/ W] | [Valid=934 /-] [Invalid=35958 /-] | | |
| Value | Label | Cases | Percentage |
| 1 | Agree | 364 | <div><div></div></div> 39.0% |
| 2 | Disagree | 570 | <div><div></div></div> 61.0% |
| 93 | Prefer not to answer | 0 | |
| Sysmiss | | 35958 | |
| Warning: these figures indicate the number of cases found in the data file. They cannot be interpreted as summary statistics of the population of interest. | | | |
| # srs_gems10: Men need sex more than women do | | | |
| Information | [Type= discrete] [Format=numeric] [Range= 1-93] [Missing=*] | | |
| Statistics [NW/ W] | [Valid=935 /-] [Invalid=35957 /-] | | |
| Value | Label | Cases | Percentage |
| 1 | Agree | 524 | <div><div></div></div> 56.0% |
| 2 | Disagree | 411 | <div><div></div></div> 44.0% |
| 93 | Prefer not to answer | 0 | |
| Sysmiss | | 35957 | |
| Warning: these figures indicate the number of cases found in the data file. They cannot be interpreted as summary statistics of the population of interest. | | | |
| # srs_gems11: You don't talk about sex, you just do it | | | |
| Information | [Type= discrete] [Format=numeric] [Range= 1-93] [Missing=*] | | |
| Statistics [NW/ W] | [Valid=935 /-] [Invalid=35957 /-] | | |
| Value | Label | Cases | Percentage |
| 1 | Agree | 746 | <div><div></div></div> 79.8% |
| 2 | Disagree | 189 | <div><div></div></div> 20.2% |
| 93 | Prefer not to answer | 0 | |
| Sysmiss | | 35957 | |
| Warning: these figures indicate the number of cases found in the data file. They cannot be interpreted as summary statistics of the population of interest. | | | |
| # srs_gems12: Men are always ready to have sex | | | |
| Information | [Type= discrete] [Format=numeric] [Range= 1-93] [Missing=*] | | |
| Statistics [NW/ W] | [Valid=936 /-] [Invalid=35956 /-] | | |
| Value | Label | Cases | Percentage |
| 1 | Agree | 720 | <div><div></div></div> 76.9% |
| 2 | Disagree | 216 | <div><div></div></div> 23.1% |





| # srs_gems12: Men are always ready to have sex | | | |
|---|---|-------|-------------------|
| Value | Label | Cases | Percentage |
| 93 | Prefer not to answer | 0 | |
| Sysmiss | | 35956 | |
| Warning: these figures indicate the number of cases found in the data file. They cannot be interpreted as summary statistics of the population of interest. | | | |
| # srs_gems13: A man should know what his partner likes during sex | | | |
| Information | [Type= discrete] [Format=numeric] [Range= 1-93] [Missing=*] | | |
| Statistics [NW/ W] | [Valid=936 /-] [Invalid=35956 /-] | | |
| Value | Label | Cases | Percentage |
| 1 | Agree | 786 | <div></div> 84.0% |
| 2 | Disagree | 150 | <div></div> 16.0% |
| 93 | Prefer not to answer | 0 | |
| Sysmiss | | 35956 | |
| Warning: these figures indicate the number of cases found in the data file. They cannot be interpreted as summary statistics of the population of interest. | | | |
| # srs_gems14: A woman who has sex before she marries does not deserve respect | | | |
| Information | [Type= discrete] [Format=numeric] [Range= 1-93] [Missing=*] | | |
| Statistics [NW/ W] | [Valid=936 /-] [Invalid=35956 /-] | | |
| Value | Label | Cases | Percentage |
| 1 | Agree | 750 | <div></div> 80.1% |
| 2 | Disagree | 186 | <div></div> 19.9% |
| 93 | Prefer not to answer | 0 | |
| Sysmiss | | 35956 | |
| Warning: these figures indicate the number of cases found in the data file. They cannot be interpreted as summary statistics of the population of interest. | | | |
| # srs_gems15: A woman should not initiate sex | | | |
| Information | [Type= discrete] [Format=numeric] [Range= 1-93] [Missing=*] | | |
| Statistics [NW/ W] | [Valid=935 /-] [Invalid=35957 /-] | | |
| Value | Label | Cases | Percentage |
| 1 | Agree | 259 | <div></div> 27.7% |
| 2 | Disagree | 676 | <div></div> 72.3% |
| 93 | Prefer not to answer | 0 | |
| Sysmiss | | 35957 | |
| Warning: these figures indicate the number of cases found in the data file. They cannot be interpreted as summary statistics of the population of interest. | | | |
| # srs_gems16: Women who carry condoms are "easy" | | | |
| Information | [Type= discrete] [Format=numeric] [Range= 1-93] [Missing=*] | | |
| Statistics [NW/ W] | [Valid=937 /-] [Invalid=35955 /-] | | |
| Value | Label | Cases | Percentage |
| 1 | Agree | 175 | <div></div> 18.7% |
| 2 | Disagree | 762 | <div></div> 81.3% |
| 93 | Prefer not to answer | 0 | |
| Sysmiss | | 35955 | |
| Warning: these figures indicate the number of cases found in the data file. They cannot be interpreted as summary statistics of the population of interest. | | | |
| # srs_gems17: It is a woman's responsibility to avoid getting pregnant | | | |
| Information | [Type= discrete] [Format=numeric] [Range= 1-93] [Missing=*] | | |
| Statistics [NW/ W] | [Valid=936 /-] [Invalid=35956 /-] | | |

| # srs_gems17: It is a woman's responsibility to avoid getting pregnant | | | |
|---|---|-------|-------------------|
| Value | Label | Cases | Percentage |
| 1 | Agree | 682 | <div></div> 72.9% |
| 2 | Disagree | 254 | <div></div> 27.1% |
| 93 | Prefer not to answer | 0 | |
| Sysmiss | | 35956 | |
| Warning: these figures indicate the number of cases found in the data file. They cannot be interpreted as summary statistics of the population of interest. | | | |
| # srs_gems18: A couple should decide together if they want to have children | | | |
| Information | [Type= discrete] [Format=numeric] [Range= 1-93] [Missing=*] | | |
| Statistics [NW/ W] | [Valid=936 /-] [Invalid=35956 /-] | | |
| Value | Label | Cases | Percentage |
| 1 | Agree | 194 | <div></div> 20.7% |
| 2 | Disagree | 742 | <div></div> 79.3% |
| 93 | Prefer not to answer | 0 | |
| Sysmiss | | 35956 | |
| Warning: these figures indicate the number of cases found in the data file. They cannot be interpreted as summary statistics of the population of interest. | | | |
| # srs_gems19: In my opinion, a woman can suggest using condoms just like a man can | | | |
| Information | [Type= discrete] [Format=numeric] [Range= 1-93] [Missing=*] | | |
| Statistics [NW/ W] | [Valid=936 /-] [Invalid=35956 /-] | | |
| Value | Label | Cases | Percentage |
| 1 | Agree | 297 | <div></div> 31.7% |
| 2 | Disagree | 639 | <div></div> 68.3% |
| 93 | Prefer not to answer | 0 | |
| Sysmiss | | 35956 | |
| Warning: these figures indicate the number of cases found in the data file. They cannot be interpreted as summary statistics of the population of interest. | | | |
| # srs_gems20: If a man gets a woman pregnant, the child is the responsibility of both | | | |
| Information | [Type= discrete] [Format=numeric] [Range= 1-93] [Missing=*] | | |
| Statistics [NW/ W] | [Valid=936 /-] [Invalid=35956 /-] | | |
| Value | Label | Cases | Percentage |
| 1 | Agree | 284 | <div></div> 30.3% |
| 2 | Disagree | 652 | <div></div> 69.7% |
| 93 | Prefer not to answer | 0 | |
| Sysmiss | | 35956 | |
| Warning: these figures indicate the number of cases found in the data file. They cannot be interpreted as summary statistics of the population of interest. | | | |
| # srs_gems21: A man and a woman should decide together what type of contraceptive to use | | | |
| Information | [Type= discrete] [Format=numeric] [Range= 1-93] [Missing=*] | | |
| Statistics [NW/ W] | [Valid=935 /-] [Invalid=35957 /-] | | |
| Value | Label | Cases | Percentage |
| 1 | Agree | 373 | <div></div> 39.9% |
| 2 | Disagree | 562 | <div></div> 60.1% |
| 93 | Prefer not to answer | 0 | |
| Sysmiss | | 35957 | |
| Warning: these figures indicate the number of cases found in the data file. They cannot be interpreted as summary statistics of the population of interest. | | | |

| # srs_gems22: Only when a woman has a child is she a real woman | | | |
|---|---|-------|-------------------|
| Information | [Type= discrete] [Format=numeric] [Range= 1-93] [Missing=*] | | |
| Statistics [NW/ W] | [Valid=935 /-] [Invalid=35957 /-] | | |
| Value | Label | Cases | Percentage |
| 1 | Agree | 377 | <div></div> 40.3% |
| 2 | Disagree | 558 | <div></div> 59.7% |
| 93 | Prefer not to answer | 0 | |
| Sysmiss | | 35957 | |
| Warning: these figures indicate the number of cases found in the data file. They cannot be interpreted as summary statistics of the population of interest. | | | |
| # srs_gems23: A real man produces a male child | | | |
| Information | [Type= discrete] [Format=numeric] [Range= 1-93] [Missing=*] | | |
| Statistics [NW/ W] | [Valid=936 /-] [Invalid=35956 /-] | | |
| Value | Label | Cases | Percentage |
| 1 | Agree | 238 | <div></div> 25.4% |
| 2 | Disagree | 698 | <div></div> 74.6% |
| 93 | Prefer not to answer | 0 | |
| Sysmiss | | 35956 | |
| Warning: these figures indicate the number of cases found in the data file. They cannot be interpreted as summary statistics of the population of interest. | | | |
| # srs_gems24: A man and woman should decide together whether to use a condom | | | |
| Information | [Type= discrete] [Format=numeric] [Range= 1-93] [Missing=*] | | |
| Statistics [NW/ W] | [Valid=938 /-] [Invalid=35954 /-] | | |
| Value | Label | Cases | Percentage |
| 1 | Agree | 233 | <div></div> 24.8% |
| 2 | Disagree | 705 | <div></div> 75.2% |
| 93 | Prefer not to answer | 0 | |
| Sysmiss | | 35954 | |
| Warning: these figures indicate the number of cases found in the data file. They cannot be interpreted as summary statistics of the population of interest. | | | |
| # srs_gems25: There are times when a woman deserves to be beaten | | | |
| Information | [Type= discrete] [Format=numeric] [Range= 1-93] [Missing=*] | | |
| Statistics [NW/ W] | [Valid=937 /-] [Invalid=35955 /-] | | |
| Value | Label | Cases | Percentage |
| 1 | Agree | 159 | <div></div> 17.0% |
| 2 | Disagree | 778 | <div></div> 83.0% |
| 93 | Prefer not to answer | 0 | |
| Sysmiss | | 35955 | |
| Warning: these figures indicate the number of cases found in the data file. They cannot be interpreted as summary statistics of the population of interest. | | | |
| # srs_gems26: A woman should tolerate violence in order to keep her family together | | | |
| Information | [Type= discrete] [Format=numeric] [Range= 1-93] [Missing=*] | | |
| Statistics [NW/ W] | [Valid=937 /-] [Invalid=35955 /-] | | |
| Value | Label | Cases | Percentage |
| 1 | Agree | 327 | <div></div> 34.9% |
| 2 | Disagree | 610 | <div></div> 65.1% |
| 93 | Prefer not to answer | 0 | |
| Sysmiss | | 35955 | |

| # srs_gems26: A woman should tolerate violence in order to keep her family together | | | |
|---|---|-------|------------|
| Warning: these figures indicate the number of cases found in the data file. They cannot be interpreted as summary statistics of the population of interest. | | | |
| # srs_expr_pv: In the past 12 months have you experienced any of the following examples of phys | | | |
| Information | [Type= discrete] [Format=numeric] [Range= 0-98] [Missing=*] | | |
| Statistics [NW/ W] | [Valid=4065 /-] [Invalid=32827 /-] | | |
| Value | Label | Cases | Percentage |
| 0 | No, I have never had it | 0 | |
| 1 | Yes | 166 | 4.1% |
| 2 | No | 3720 | 91.5% |
| 3 | Yes, but not sure about the exact age | 0 | |
| 93 | Prefer not to answer | 158 | 3.9% |
| 95 | Not had sex with this partner in the last 4 weeks | 0 | |
| 98 | Don't know | 21 | 0.5% |
| Sysmiss | | 32827 | |
| Warning: these figures indicate the number of cases found in the data file. They cannot be interpreted as summary statistics of the population of interest. | | | |
| # srs_relationto_pv_1: The most recent time that someone was physically violent to you, was this person | | | |
| Information | [Type= discrete] [Format=numeric] [Range= 1-93] [Missing=*] | | |
| Statistics [NW/ W] | [Valid=60 /-] [Invalid=36832 /-] | | |
| Value | Label | Cases | Percentage |
| 1 | Someone you were, or had been, in a relationship with | 60 | 100.0% |
| 2 | Someone known to you as a family member or friend | 0 | |
| 3 | Someone known to you but not as a family member or friend | 0 | |
| 4 | Someone you didn't know | 0 | |
| 93 | Prefer not to answer | 0 | |
| Sysmiss | | 36832 | |
| Warning: these figures indicate the number of cases found in the data file. They cannot be interpreted as summary statistics of the population of interest. | | | |
| # srs_relationto_pv_2: The most recent time that someone was physically violent to you, was this person | | | |
| Information | [Type= discrete] [Format=numeric] [Range= 1-93] [Missing=*] | | |
| Statistics [NW/ W] | [Valid=29 /-] [Invalid=36863 /-] | | |
| Value | Label | Cases | Percentage |
| 1 | Someone you were, or had been, in a relationship with | 0 | |
| 2 | Someone known to you as a family member or friend | 29 | 100.0% |
| 3 | Someone known to you but not as a family member or friend | 0 | |
| 4 | Someone you didn't know | 0 | |
| 93 | Prefer not to answer | 0 | |
| Sysmiss | | 36863 | |
| Warning: these figures indicate the number of cases found in the data file. They cannot be interpreted as summary statistics of the population of interest. | | | |
| # srs_relationto_pv_3: The most recent time that someone was physically violent to you, was this person | | | |
| Information | [Type= discrete] [Format=numeric] [Range= 1-93] [Missing=*] | | |
| Statistics [NW/ W] | [Valid=38 /-] [Invalid=36854 /-] | | |
| Value | Label | Cases | Percentage |
| 1 | Someone you were, or had been, in a relationship with | 0 | |
| 2 | Someone known to you as a family member or friend | 0 | |
| 3 | Someone known to you but not as a family member or friend | 38 | 100.0% |

| # srs_relationto_pv_3: The most recent time that someone was physically violent to you, was this person | | | |
|---|---|-------|------------|
| Value | Label | Cases | Percentage |
| 4 | Someone you didn't know | 0 | |
| 93 | Prefer not to answer | 0 | |
| Sysmiss | | 36854 | |
| Warning: these figures indicate the number of cases found in the data file. They cannot be interpreted as summary statistics of the population of interest. | | | |
| # srs_relationto_pv_4: The most recent time that someone was physically violent to you, was this person | | | |
| Information | [Type= discrete] [Format=numeric] [Range= 1-93] [Missing=*] | | |
| Statistics [NW/ W] | [Valid=26 /-] [Invalid=36866 /-] | | |
| Value | Label | Cases | Percentage |
| 1 | Someone you were, or had been, in a relationship with | 0 | |
| 2 | Someone known to you as a family member or friend | 0 | |
| 3 | Someone known to you but not as a family member or friend | 0 | |
| 4 | Someone you didn't know | 26 | 100.0% |
| 93 | Prefer not to answer | 0 | |
| Sysmiss | | 36866 | |
| Warning: these figures indicate the number of cases found in the data file. They cannot be interpreted as summary statistics of the population of interest. | | | |
| # srs_relationto_pv_93: The most recent time that someone was physically violent to you, was this person | | | |
| Information | [Type= discrete] [Format=numeric] [Range= 1-93] [Missing=*] | | |
| Statistics [NW/ W] | [Valid=16 /-] [Invalid=36876 /-] | | |
| Value | Label | Cases | Percentage |
| 1 | Someone you were, or had been, in a relationship with | 0 | |
| 2 | Someone known to you as a family member or friend | 0 | |
| 3 | Someone known to you but not as a family member or friend | 0 | |
| 4 | Someone you didn't know | 0 | |
| 93 | Prefer not to answer | 16 | 100.0% |
| Sysmiss | | 36876 | |
| Warning: these figures indicate the number of cases found in the data file. They cannot be interpreted as summary statistics of the population of interest. | | | |
| # srs_madehave_sex: In the past 12 months has anyone made you have sex with them, against your will? | | | |
| Information | [Type= discrete] [Format=numeric] [Range= 0-98] [Missing=*] | | |
| Statistics [NW/ W] | [Valid=4077 /-] [Invalid=32815 /-] | | |
| Value | Label | Cases | Percentage |
| 0 | No, I have never had it | 0 | |
| 1 | Yes | 30 | 0.7% |
| 2 | No | 3885 | 95.3% |
| 3 | Yes, but not sure about the exact age | 0 | |
| 93 | Prefer not to answer | 149 | 3.7% |
| 95 | Not had sex with this partner in the last 4 weeks | 0 | |
| 98 | Don't know | 13 | 0.3% |
| Sysmiss | | 32815 | |
| Warning: these figures indicate the number of cases found in the data file. They cannot be interpreted as summary statistics of the population of interest. | | | |
| # srs_relation_madesex_1: The most recent time that someone made you have sex against your will, was this | | | |
| Information | [Type= discrete] [Format=numeric] [Range= 1-93] [Missing=*] | | |
| Statistics [NW/ W] | [Valid=8 /-] [Invalid=36884 /-] | | |

| # srs_relation_madesex_1: The most recent time that someone made you have sex against your will, was this | | | |
|--|---|-------|--|
| Value | Label | Cases | Percentage |
| 1 | Someone you were, or had been, in a relationship with | 8 |  100.0% |
| 2 | Someone known to you as a family member or friend | 0 | |
| 3 | Someone known to you but not as a family member or friend | 0 | |
| 4 | Someone you didn't know | 0 | |
| 93 | Prefer not to answer | 0 | |
| Sysmiss | | 36884 | |
| <i>Warning: these figures indicate the number of cases found in the data file. They cannot be interpreted as summary statistics of the population of interest.</i> | | | |
| # srs_relation_madesex_2: The most recent time that someone made you have sex against your will, was this | | | |
| Information | [Type= discrete] [Format=numeric] [Range= 1-93] [Missing=*] | | |
| Statistics [NW/ W] | [Valid=6 /-] [Invalid=36886 /-] | | |
| Value | Label | Cases | Percentage |
| 1 | Someone you were, or had been, in a relationship with | 0 |  100.0% |
| 2 | Someone known to you as a family member or friend | 6 | |
| 3 | Someone known to you but not as a family member or friend | 0 | |
| 4 | Someone you didn't know | 0 | |
| 93 | Prefer not to answer | 0 | |
| Sysmiss | | 36886 | |
| <i>Warning: these figures indicate the number of cases found in the data file. They cannot be interpreted as summary statistics of the population of interest.</i> | | | |
| # srs_relation_madesex_3: The most recent time that someone made you have sex against your will, was this | | | |
| Information | [Type= discrete] [Format=numeric] [Range= 1-93] [Missing=*] | | |
| Statistics [NW/ W] | [Valid=2 /-] [Invalid=36890 /-] | | |
| Value | Label | Cases | Percentage |
| 1 | Someone you were, or had been, in a relationship with | 0 |  100.0% |
| 2 | Someone known to you as a family member or friend | 0 | |
| 3 | Someone known to you but not as a family member or friend | 2 | |
| 4 | Someone you didn't know | 0 | |
| 93 | Prefer not to answer | 0 | |
| Sysmiss | | 36890 | |
| <i>Warning: these figures indicate the number of cases found in the data file. They cannot be interpreted as summary statistics of the population of interest.</i> | | | |
| # srs_relation_madesex_4: The most recent time that someone made you have sex against your will, was this | | | |
| Information | [Type= discrete] [Format=numeric] [Range= 1-93] [Missing=*] | | |
| Statistics [NW/ W] | [Valid=7 /-] [Invalid=36885 /-] | | |
| Value | Label | Cases | Percentage |
| 1 | Someone you were, or had been, in a relationship with | 0 |  100.0% |
| 2 | Someone known to you as a family member or friend | 0 | |
| 3 | Someone known to you but not as a family member or friend | 0 | |
| 4 | Someone you didn't know | 7 | |
| 93 | Prefer not to answer | 0 | |
| Sysmiss | | 36885 | |
| <i>Warning: these figures indicate the number of cases found in the data file. They cannot be interpreted as summary statistics of the population of interest.</i> | | | |
| # srs_relation_madesex_93: The most recent time that someone made you have sex against your will, was this | | | |
| Information | [Type= discrete] [Format=numeric] [Range= 1-93] [Missing=*] | | |

| # srs_relation_madesex_93: The most recent time that someone made you have sex against your will, was this | | | |
|---|--|---|------------|
| Statistics [NW/ W] | | [Valid=5 /-] [Invalid=36887 /-] | |
| Value | Label | Cases | Percentage |
| 1 | Someone you were, or had been, in a relationship with | 0 | |
| 2 | Someone known to you as a family member or friend | 0 | |
| 3 | Someone known to you but not as a family member or friend | 0 | |
| 4 | Someone you didn't know | 0 | |
| 93 | Prefer not to answer | 5 | 100.0% |
| Sysmiss | | 36887 | |
| Warning: these figures indicate the number of cases found in the data file. They cannot be interpreted as summary statistics of the population of interest. | | | |
| # srs_female_violence_0: Has any male ever done any of the following things to you: | | | |
| Information | | [Type= discrete] [Format=numeric] [Range= 0-16] [Missing=*] | |
| Statistics [NW/ W] | | [Valid=26 /-] [Invalid=36866 /-] | |
| Value | Label | Cases | Percentage |
| 0 | Say or do something to humiliate you in front of others? | 26 | 100.0% |
| 2 | No | 0 | |
| 3 | Threaten to hurt or harm you or someone close to you? | 0 | |
| 4 | Insult you or make you feel bad about yourself? | 0 | |
| 5 | Push you, shake you, or throw something at you | 0 | |
| 6 | Slap you | 0 | |
| 7 | Twist your arm or pull your hair | 0 | |
| 8 | Punch you with his fist or something that could hurt you | 0 | |
| 9 | Kick you, drag you, or beat you up | 0 | |
| 10 | Try to choke you or burn you on purpose | 0 | |
| 11 | Threatened to attack you with a knife or other weapon | 0 | |
| 12 | Attacked you with a weapon | 0 | |
| 13 | Touched you in a sexual way (e.g. kissing, grabbing, or fondling), when you did not want them to | 0 | |
| 14 | Try to have sexual intercourse with you when you did not want to but did not succeed | 0 | |
| 15 | Physically forced you to have sexual intercourse even when you did not want to | 0 | |
| 16 | Forced you to perform sexual acts when you did not want to | 0 | |
| Sysmiss | | 36866 | |
| Warning: these figures indicate the number of cases found in the data file. They cannot be interpreted as summary statistics of the population of interest. | | | |
| # srs_female_violence_2: Has any male ever done any of the following things to you: | | | |
| Information | | [Type= discrete] [Format=numeric] [Range= 0-16] [Missing=*] | |
| Statistics [NW/ W] | | [Valid=2223 /-] [Invalid=34669 /-] | |
| Value | Label | Cases | Percentage |
| 0 | Say or do something to humiliate you in front of others? | 0 | |
| 2 | No | 2223 | 100.0% |
| 3 | Threaten to hurt or harm you or someone close to you? | 0 | |
| 4 | Insult you or make you feel bad about yourself? | 0 | |
| 5 | Push you, shake you, or throw something at you | 0 | |
| 6 | Slap you | 0 | |
| 7 | Twist your arm or pull your hair | 0 | |

| # srs_female_violence_2: Has any male ever done any of the following things to you: | | | |
|---|--|-------|------------|
| Value | Label | Cases | Percentage |
| 8 | Punch you with his fist or something that could hurt you | 0 | |
| 9 | Kick you, drag you, or beat you up | 0 | |
| 10 | Try to choke you or burn you on purpose | 0 | |
| 11 | Threatened to attack you with a knife or other weapon | 0 | |
| 12 | Attacked you with a weapon | 0 | |
| 13 | Touched you in a sexual way (e.g. kissing, grabbing, or fondling), when you did not want them to | 0 | |
| 14 | Try to have sexual intercourse with you when you did not want to but did not succeed | 0 | |
| 15 | Physically forced you to have sexual intercourse even when you did not want to | 0 | |
| 16 | Forced you to perform sexual acts when you did not want to | 0 | |
| Sysmiss | | 34669 | |
| Warning: these figures indicate the number of cases found in the data file. They cannot be interpreted as summary statistics of the population of interest. | | | |
| # srs_female_violence_3: Has any male ever done any of the following things to you: | | | |
| Information | [Type= discrete] [Format=numeric] [Range= 0-16] [Missing=*] | | |
| Statistics [NW/ W] | [Valid=20 /-] [Invalid=36872 /-] | | |
| Value | Label | Cases | Percentage |
| 0 | Say or do something to humiliate you in front of others? | 0 | |
| 2 | No | 0 | |
| 3 | Threaten to hurt or harm you or someone close to you? | 20 | 100.0% |
| 4 | Insult you or make you feel bad about yourself? | 0 | |
| 5 | Push you, shake you, or throw something at you | 0 | |
| 6 | Slap you | 0 | |
| 7 | Twist your arm or pull your hair | 0 | |
| 8 | Punch you with his fist or something that could hurt you | 0 | |
| 9 | Kick you, drag you, or beat you up | 0 | |
| 10 | Try to choke you or burn you on purpose | 0 | |
| 11 | Threatened to attack you with a knife or other weapon | 0 | |
| 12 | Attacked you with a weapon | 0 | |
| 13 | Touched you in a sexual way (e.g. kissing, grabbing, or fondling), when you did not want them to | 0 | |
| 14 | Try to have sexual intercourse with you when you did not want to but did not succeed | 0 | |
| 15 | Physically forced you to have sexual intercourse even when you did not want to | 0 | |
| 16 | Forced you to perform sexual acts when you did not want to | 0 | |
| Sysmiss | | 36872 | |
| Warning: these figures indicate the number of cases found in the data file. They cannot be interpreted as summary statistics of the population of interest. | | | |
| # srs_female_violence_4: Has any male ever done any of the following things to you: | | | |
| Information | [Type= discrete] [Format=numeric] [Range= 0-16] [Missing=*] | | |
| Statistics [NW/ W] | [Valid=33 /-] [Invalid=36859 /-] | | |
| Value | Label | Cases | Percentage |
| 0 | Say or do something to humiliate you in front of others? | 0 | |
| 2 | No | 0 | |
| 3 | Threaten to hurt or harm you or someone close to you? | 0 | |

| # srs_female_violence_4: Has any male ever done any of the following things to you: | | | | |
|---|--|-------|-------------------------------|--|
| Value | Label | Cases | Percentage | |
| 4 | Insult you or make you feel bad about yourself? | 33 | <div><div></div></div> 100.0% | |
| 5 | Push you, shake you, or throw something at you | 0 | | |
| 6 | Slap you | 0 | | |
| 7 | Twist your arm or pull your hair | 0 | | |
| 8 | Punch you with his fist or something that could hurt you | 0 | | |
| 9 | Kick you, drag you, or beat you up | 0 | | |
| 10 | Try to choke you or burn you on purpose | 0 | | |
| 11 | Threatened to attack you with a knife or other weapon | 0 | | |
| 12 | Attacked you with a weapon | 0 | | |
| 13 | Touched you in a sexual way (e.g. kissing, grabbing, or fondling), when you did not want them to | 0 | | |
| 14 | Try to have sexual intercourse with you when you did not want to but did not succeed | 0 | | |
| 15 | Physically forced you to have sexual intercourse even when you did not want to | 0 | | |
| 16 | Forced you to perform sexual acts when you did not want to | 0 | | |
| Sysmiss | | 36859 | | |
| Warning: these figures indicate the number of cases found in the data file. They cannot be interpreted as summary statistics of the population of interest. | | | | |
| # srs_female_violence_5: Has any male ever done any of the following things to you: | | | | |
| Information | [Type= discrete] [Format=numeric] [Range= 0-16] [Missing=*] | | | |
| Statistics [NW/ W] | [Valid=10 /-] [Invalid=36882 /-] | | | |
| Value | Label | Cases | Percentage | |
| 0 | Say or do something to humiliate you in front of others? | 0 | <div><div></div></div> 100.0% | |
| 2 | No | 0 | | |
| 3 | Threaten to hurt or harm you or someone close to you? | 0 | | |
| 4 | Insult you or make you feel bad about yourself? | 0 | | |
| 5 | Push you, shake you, or throw something at you | 10 | | |
| 6 | Slap you | 0 | | |
| 7 | Twist your arm or pull your hair | 0 | | |
| 8 | Punch you with his fist or something that could hurt you | 0 | | |
| 9 | Kick you, drag you, or beat you up | 0 | | |
| 10 | Try to choke you or burn you on purpose | 0 | | |
| 11 | Threatened to attack you with a knife or other weapon | 0 | | |
| 12 | Attacked you with a weapon | 0 | | |
| 13 | Touched you in a sexual way (e.g. kissing, grabbing, or fondling), when you did not want them to | 0 | | |
| 14 | Try to have sexual intercourse with you when you did not want to but did not succeed | 0 | | |
| 15 | Physically forced you to have sexual intercourse even when you did not want to | 0 | | |
| 16 | Forced you to perform sexual acts when you did not want to | 0 | | |
| Sysmiss | | 36882 | | |
| Warning: these figures indicate the number of cases found in the data file. They cannot be interpreted as summary statistics of the population of interest. | | | | |
| # srs_female_violence_6: Has any male ever done any of the following things to you: | | | | |
| Information | [Type= discrete] [Format=numeric] [Range= 0-16] [Missing=*] | | | |
| Statistics [NW/ W] | [Valid=41 /-] [Invalid=36851 /-] | | | |

srs_female_violence_6: Has any male ever done any of the following things to you:

| Value | Label | Cases | Percentage |
|---------|--|-------|------------|
| 0 | Say or do something to humiliate you in front of others? | 0 | |
| 2 | No | 0 | |
| 3 | Threaten to hurt or harm you or someone close to you? | 0 | |
| 4 | Insult you or make you feel bad about yourself? | 0 | |
| 5 | Push you, shake you, or throw something at you | 0 | |
| 6 | Slap you | 41 | 100.0% |
| 7 | Twist your arm or pull your hair | 0 | |
| 8 | Punch you with his fist or something that could hurt you | 0 | |
| 9 | Kick you, drag you, or beat you up | 0 | |
| 10 | Try to choke you or burn you on purpose | 0 | |
| 11 | Threatened to attack you with a knife or other weapon | 0 | |
| 12 | Attacked you with a weapon | 0 | |
| 13 | Touched you in a sexual way (e.g. kissing, grabbing, or fondling), when you did not want them to | 0 | |
| 14 | Try to have sexual intercourse with you when you did not want to but did not succeed | 0 | |
| 15 | Physically forced you to have sexual intercourse even when you did not want to | 0 | |
| 16 | Forced you to perform sexual acts when you did not want to | 0 | |
| Sysmiss | | 36851 | |

Warning: these figures indicate the number of cases found in the data file. They cannot be interpreted as summary statistics of the population of interest.

srs_female_violence_7: Has any male ever done any of the following things to you:

| | |
|--------------------|---|
| Information | [Type= discrete] [Format=numeric] [Range= 0-16] [Missing=*] |
| Statistics [NW/ W] | [Valid=17 /-] [Invalid=36875 /-] |

| Value | Label | Cases | Percentage |
|---------|--|-------|------------|
| 0 | Say or do something to humiliate you in front of others? | 0 | |
| 2 | No | 0 | |
| 3 | Threaten to hurt or harm you or someone close to you? | 0 | |
| 4 | Insult you or make you feel bad about yourself? | 0 | |
| 5 | Push you, shake you, or throw something at you | 0 | |
| 6 | Slap you | 0 | |
| 7 | Twist your arm or pull your hair | 17 | 100.0% |
| 8 | Punch you with his fist or something that could hurt you | 0 | |
| 9 | Kick you, drag you, or beat you up | 0 | |
| 10 | Try to choke you or burn you on purpose | 0 | |
| 11 | Threatened to attack you with a knife or other weapon | 0 | |
| 12 | Attacked you with a weapon | 0 | |
| 13 | Touched you in a sexual way (e.g. kissing, grabbing, or fondling), when you did not want them to | 0 | |
| 14 | Try to have sexual intercourse with you when you did not want to but did not succeed | 0 | |
| 15 | Physically forced you to have sexual intercourse even when you did not want to | 0 | |
| 16 | Forced you to perform sexual acts when you did not want to | 0 | |
| Sysmiss | | 36875 | |

Warning: these figures indicate the number of cases found in the data file. They cannot be interpreted as summary statistics of the population of interest.

srs_female_violence_8: Has any male ever done any of the following things to you:

| | |
|---------------------------|---|
| Information | [Type= discrete] [Format=numeric] [Range= 0-16] [Missing=*] |
| Statistics [NW/ W] | [Valid=14 /-] [Invalid=36878 /-] |

| Value | Label | Cases | Percentage |
|---------|--|-------|-------------------------------|
| 0 | Say or do something to humiliate you in front of others? | 0 | |
| 2 | No | 0 | |
| 3 | Threaten to hurt or harm you or someone close to you? | 0 | |
| 4 | Insult you or make you feel bad about yourself? | 0 | |
| 5 | Push you, shake you, or throw something at you | 0 | |
| 6 | Slap you | 0 | |
| 7 | Twist your arm or pull your hair | 0 | |
| 8 | Punch you with his fist or something that could hurt you | 14 | <div><div></div></div> 100.0% |
| 9 | Kick you, drag you, or beat you up | 0 | |
| 10 | Try to choke you or burn you on purpose | 0 | |
| 11 | Threatened to attack you with a knife or other weapon | 0 | |
| 12 | Attacked you with a weapon | 0 | |
| 13 | Touched you in a sexual way (e.g. kissing, grabbing, or fondling), when you did not want them to | 0 | |
| 14 | Try to have sexual intercourse with you when you did not want to but did not succeed | 0 | |
| 15 | Physically forced you to have sexual intercourse even when you did not want to | 0 | |
| 16 | Forced you to perform sexual acts when you did not want to | 0 | |
| Sysmiss | | 36878 | |

Warning: these figures indicate the number of cases found in the data file. They cannot be interpreted as summary statistics of the population of interest.

srs_female_violence_9: Has any male ever done any of the following things to you:

| | |
|---------------------------|---|
| Information | [Type= discrete] [Format=numeric] [Range= 0-16] [Missing=*] |
| Statistics [NW/ W] | [Valid=16 /-] [Invalid=36876 /-] |

| Value | Label | Cases | Percentage |
|-------|--|-------|-------------------------------|
| 0 | Say or do something to humiliate you in front of others? | 0 | |
| 2 | No | 0 | |
| 3 | Threaten to hurt or harm you or someone close to you? | 0 | |
| 4 | Insult you or make you feel bad about yourself? | 0 | |
| 5 | Push you, shake you, or throw something at you | 0 | |
| 6 | Slap you | 0 | |
| 7 | Twist your arm or pull your hair | 0 | |
| 8 | Punch you with his fist or something that could hurt you | 0 | |
| 9 | Kick you, drag you, or beat you up | 16 | <div><div></div></div> 100.0% |
| 10 | Try to choke you or burn you on purpose | 0 | |
| 11 | Threatened to attack you with a knife or other weapon | 0 | |
| 12 | Attacked you with a weapon | 0 | |
| 13 | Touched you in a sexual way (e.g. kissing, grabbing, or fondling), when you did not want them to | 0 | |
| 14 | Try to have sexual intercourse with you when you did not want to but did not succeed | 0 | |
| 15 | Physically forced you to have sexual intercourse even when you did not want to | 0 | |
| 16 | Forced you to perform sexual acts when you did not want to | 0 | |

| # srs_female_violence_9: Has any male ever done any of the following things to you: | | | |
|---|--|-------|------------|
| Value | Label | Cases | Percentage |
| Sysmiss | | 36876 | |
| Warning: these figures indicate the number of cases found in the data file. They cannot be interpreted as summary statistics of the population of interest. | | | |
| # srs_female_violence_10: Has any male ever done any of the following things to you: | | | |
| Information | [Type= discrete] [Format=numeric] [Range= 0-16] [Missing=*] | | |
| Statistics [NW/ W] | [Valid=9 /-] [Invalid=36883 /-] | | |
| Value | Label | Cases | Percentage |
| 0 | Say or do something to humiliate you in front of others? | 0 | |
| 2 | No | 0 | |
| 3 | Threaten to hurt or harm you or someone close to you? | 0 | |
| 4 | Insult you or make you feel bad about yourself? | 0 | |
| 5 | Push you, shake you, or throw something at you | 0 | |
| 6 | Slap you | 0 | |
| 7 | Twist your arm or pull your hair | 0 | |
| 8 | Punch you with his fist or something that could hurt you | 0 | |
| 9 | Kick you, drag you, or beat you up | 0 | |
| 10 | Try to choke you or burn you on purpose | 9 | 100.0% |
| 11 | Threatened to attack you with a knife or other weapon | 0 | |
| 12 | Attacked you with a weapon | 0 | |
| 13 | Touched you in a sexual way (e.g. kissing, grabbing, or fondling), when you did not want them to | 0 | |
| 14 | Try to have sexual intercourse with you when you did not want to but did not succeed | 0 | |
| 15 | Physically forced you to have sexual intercourse even when you did not want to | 0 | |
| 16 | Forced you to perform sexual acts when you did not want to | 0 | |
| Sysmiss | | 36883 | |
| Warning: these figures indicate the number of cases found in the data file. They cannot be interpreted as summary statistics of the population of interest. | | | |
| # srs_female_violence_11: Has any male ever done any of the following things to you: | | | |
| Information | [Type= discrete] [Format=numeric] [Range= 0-16] [Missing=*] | | |
| Statistics [NW/ W] | [Valid=13 /-] [Invalid=36879 /-] | | |
| Value | Label | Cases | Percentage |
| 0 | Say or do something to humiliate you in front of others? | 0 | |
| 2 | No | 0 | |
| 3 | Threaten to hurt or harm you or someone close to you? | 0 | |
| 4 | Insult you or make you feel bad about yourself? | 0 | |
| 5 | Push you, shake you, or throw something at you | 0 | |
| 6 | Slap you | 0 | |
| 7 | Twist your arm or pull your hair | 0 | |
| 8 | Punch you with his fist or something that could hurt you | 0 | |
| 9 | Kick you, drag you, or beat you up | 0 | |
| 10 | Try to choke you or burn you on purpose | 0 | |
| 11 | Threatened to attack you with a knife or other weapon | 13 | 100.0% |
| 12 | Attacked you with a weapon | 0 | |
| 13 | Touched you in a sexual way (e.g. kissing, grabbing, or fondling), when you did not want them to | 0 | |

| # srs_female_violence_11: Has any male ever done any of the following things to you: | | | |
|---|--|-------|------------|
| Value | Label | Cases | Percentage |
| 14 | Try to have sexual intercourse with you when you did not want to but did not succeed | 0 | |
| 15 | Physically forced you to have sexual intercourse even when you did not want to | 0 | |
| 16 | Forced you to perform sexual acts when you did not want to | 0 | |
| Sysmiss | | 36879 | |
| Warning: these figures indicate the number of cases found in the data file. They cannot be interpreted as summary statistics of the population of interest. | | | |
| # srs_female_violence_12: Has any male ever done any of the following things to you: | | | |
| Information | [Type= discrete] [Format=numeric] [Range= 0-16] [Missing=*] | | |
| Statistics [NW/ W] | [Valid=7 /-] [Invalid=36885 /-] | | |
| Value | Label | Cases | Percentage |
| 0 | Say or do something to humiliate you in front of others? | 0 | |
| 2 | No | 0 | |
| 3 | Threaten to hurt or harm you or someone close to you? | 0 | |
| 4 | Insult you or make you feel bad about yourself? | 0 | |
| 5 | Push you, shake you, or throw something at you | 0 | |
| 6 | Slap you | 0 | |
| 7 | Twist your arm or pull your hair | 0 | |
| 8 | Punch you with his fist or something that could hurt you | 0 | |
| 9 | Kick you, drag you, or beat you up | 0 | |
| 10 | Try to choke you or burn you on purpose | 0 | |
| 11 | Threatened to attack you with a knife or other weapon | 0 | |
| 12 | Attacked you with a weapon | 7 | 100.0% |
| 13 | Touched you in a sexual way (e.g. kissing, grabbing, or fondling), when you did not want them to | 0 | |
| 14 | Try to have sexual intercourse with you when you did not want to but did not succeed | 0 | |
| 15 | Physically forced you to have sexual intercourse even when you did not want to | 0 | |
| 16 | Forced you to perform sexual acts when you did not want to | 0 | |
| Sysmiss | | 36885 | |
| Warning: these figures indicate the number of cases found in the data file. They cannot be interpreted as summary statistics of the population of interest. | | | |
| # srs_female_violence_13: Has any male ever done any of the following things to you: | | | |
| Information | [Type= discrete] [Format=numeric] [Range= 0-16] [Missing=*] | | |
| Statistics [NW/ W] | [Valid=16 /-] [Invalid=36876 /-] | | |
| Value | Label | Cases | Percentage |
| 0 | Say or do something to humiliate you in front of others? | 0 | |
| 2 | No | 0 | |
| 3 | Threaten to hurt or harm you or someone close to you? | 0 | |
| 4 | Insult you or make you feel bad about yourself? | 0 | |
| 5 | Push you, shake you, or throw something at you | 0 | |
| 6 | Slap you | 0 | |
| 7 | Twist your arm or pull your hair | 0 | |
| 8 | Punch you with his fist or something that could hurt you | 0 | |
| 9 | Kick you, drag you, or beat you up | 0 | |

srs_female_violence_13: Has any male ever done any of the following things to you:

| Value | Label | Cases | Percentage |
|---------|--|-------|------------|
| 10 | Try to choke you or burn you on purpose | 0 | |
| 11 | Threatened to attack you with a knife or other weapon | 0 | |
| 12 | Attacked you with a weapon | 0 | |
| 13 | Touched you in a sexual way (e.g. kissing, grabbing, or fondling), when you did not want them to | 16 | 100.0% |
| 14 | Try to have sexual intercourse with you when you did not want to but did not succeed | 0 | |
| 15 | Physically forced you to have sexual intercourse even when you did not want to | 0 | |
| 16 | Forced you to perform sexual acts when you did not want to | 0 | |
| Sysmiss | | 36876 | |

Warning: these figures indicate the number of cases found in the data file. They cannot be interpreted as summary statistics of the population of interest.



srs_female_violence_14: Has any male ever done any of the following things to you:

| | |
|---------------------------|---|
| Information | [Type= discrete] [Format=numeric] [Range= 0-16] [Missing=*] |
| Statistics [NW/ W] | [Valid=12 /-] [Invalid=36880 /-] |

| Value | Label | Cases | Percentage |
|---------|--|-------|------------|
| 0 | Say or do something to humiliate you in front of others? | 0 | |
| 2 | No | 0 | |
| 3 | Threaten to hurt or harm you or someone close to you? | 0 | |
| 4 | Insult you or make you feel bad about yourself? | 0 | |
| 5 | Push you, shake you, or throw something at you | 0 | |
| 6 | Slap you | 0 | |
| 7 | Twist your arm or pull your hair | 0 | |
| 8 | Punch you with his fist or something that could hurt you | 0 | |
| 9 | Kick you, drag you, or beat you up | 0 | |
| 10 | Try to choke you or burn you on purpose | 0 | |
| 11 | Threatened to attack you with a knife or other weapon | 0 | |
| 12 | Attacked you with a weapon | 0 | |
| 13 | Touched you in a sexual way (e.g. kissing, grabbing, or fondling), when you did not want them to | 0 | |
| 14 | Try to have sexual intercourse with you when you did not want to but did not succeed | 12 | 100.0% |
| 15 | Physically forced you to have sexual intercourse even when you did not want to | 0 | |
| 16 | Forced you to perform sexual acts when you did not want to | 0 | |
| Sysmiss | | 36880 | |

Warning: these figures indicate the number of cases found in the data file. They cannot be interpreted as summary statistics of the population of interest.

| # srs_female_violence_15: Has any male ever done any of the following things to you: | | | |
|---|--|-------|------------|
| Information | [Type= discrete] [Format=numeric] [Range= 0-16] [Missing=*] | | |
| Statistics [NW/ W] | [Valid=10 /-] [Invalid=36882 /-] | | |
| Value | Label | Cases | Percentage |
| 0 | Say or do something to humiliate you in front of others? | 0 | |
| 2 | No | 0 | |
| 3 | Threaten to hurt or harm you or someone close to you? | 0 | |
| 4 | Insult you or make you feel bad about yourself? | 0 | |
| 5 | Push you, shake you, or throw something at you | 0 | |
| 6 | Slap you | 0 | |
| 7 | Twist your arm or pull your hair | 0 | |
| 8 | Punch you with his fist or something that could hurt you | 0 | |
| 9 | Kick you, drag you, or beat you up | 0 | |
| 10 | Try to choke you or burn you on purpose | 0 | |
| 11 | Threatened to attack you with a knife or other weapon | 0 | |
| 12 | Attacked you with a weapon | 0 | |
| 13 | Touched you in a sexual way (e.g. kissing, grabbing, or fondling), when you did not want them to | 0 | |
| 14 | Try to have sexual intercourse with you when you did not want to but did not succeed | 0 | |
| 15 | Physically forced you to have sexual intercourse even when you did not want to | 10 | 100.0% |
| 16 | Forced you to perform sexual acts when you did not want to | 0 | |
| Sysmiss | | 36882 | |
| Warning: these figures indicate the number of cases found in the data file. They cannot be interpreted as summary statistics of the population of interest. | | | |
| # srs_female_violence_16: Has any male ever done any of the following things to you: | | | |
| Information | [Type= discrete] [Format=numeric] [Range= 0-16] [Missing=*] | | |
| Statistics [NW/ W] | [Valid=15 /-] [Invalid=36877 /-] | | |
| Value | Label | Cases | Percentage |
| 0 | Say or do something to humiliate you in front of others? | 0 | |
| 2 | No | 0 | |
| 3 | Threaten to hurt or harm you or someone close to you? | 0 | |
| 4 | Insult you or make you feel bad about yourself? | 0 | |
| 5 | Push you, shake you, or throw something at you | 0 | |
| 6 | Slap you | 0 | |
| 7 | Twist your arm or pull your hair | 0 | |
| 8 | Punch you with his fist or something that could hurt you | 0 | |
| 9 | Kick you, drag you, or beat you up | 0 | |
| 10 | Try to choke you or burn you on purpose | 0 | |
| 11 | Threatened to attack you with a knife or other weapon | 0 | |
| 12 | Attacked you with a weapon | 0 | |
| 13 | Touched you in a sexual way (e.g. kissing, grabbing, or fondling), when you did not want them to | 0 | |
| 14 | Try to have sexual intercourse with you when you did not want to but did not succeed | 0 | |
| 15 | Physically forced you to have sexual intercourse even when you did not want to | 0 | |
| 16 | Forced you to perform sexual acts when you did not want to | 15 | 100.0% |

| # srs_female_violence_16: Has any male ever done any of the following things to you: | | | |
|---|--|-------|--|
| Value | Label | Cases | Percentage |
| Sysmiss | | 36877 | |
| Warning: these figures indicate the number of cases found in the data file. They cannot be interpreted as summary statistics of the population of interest. | | | |
| # srs_male_violence_0: Has anyone ever done any of the following things to you: | | | |
| Information | [Type= discrete] [Format=numeric] [Range= 0-16] [Missing=*] | | |
| Statistics [NW/ W] | [Valid=18 /-] [Invalid=36874 /-] | | |
| Value | Label | Cases | Percentage |
| 0 | Say or do something to humiliate you in front of others? | 18 |  100.0% |
| 2 | No | 0 | |
| 3 | Threaten to hurt or harm you or someone close to you? | 0 | |
| 4 | Insult you or make you feel bad about yourself? | 0 | |
| 5 | Push you, shake you, or throw something at you | 0 | |
| 6 | Slap you | 0 | |
| 7 | Twist your arm or pull your hair | 0 | |
| 8 | Punch you with his fist or something that could hurt you | 0 | |
| 9 | Kick you, drag you, or beat you up | 0 | |
| 10 | Try to choke you or burn you on purpose | 0 | |
| 11 | Threatened to attack you with a knife or other weapon | 0 | |
| 12 | Attacked you with a weapon | 0 | |
| 13 | Touched you in a sexual way (e.g. kissing, grabbing, or fondling), when you did not want them to | 0 | |
| 14 | Try to have sexual intercourse with you when you did not want to but did not succeed | 0 | |
| 15 | Physically forced you to have sexual intercourse even when you did not want to | 0 | |
| 16 | Forced you to perform sexual acts when you did not want to | 0 | |
| Sysmiss | | 36874 | |
| Warning: these figures indicate the number of cases found in the data file. They cannot be interpreted as summary statistics of the population of interest. | | | |
| # srs_male_violence_2: Has anyone ever done any of the following things to you: | | | |
| Information | [Type= discrete] [Format=numeric] [Range= 0-16] [Missing=*] | | |
| Statistics [NW/ W] | [Valid=886 /-] [Invalid=36006 /-] | | |
| Value | Label | Cases | Percentage |
| 0 | Say or do something to humiliate you in front of others? | 0 |  100.0% |
| 2 | No | 886 | |
| 3 | Threaten to hurt or harm you or someone close to you? | 0 | |
| 4 | Insult you or make you feel bad about yourself? | 0 | |
| 5 | Push you, shake you, or throw something at you | 0 | |
| 6 | Slap you | 0 | |
| 7 | Twist your arm or pull your hair | 0 | |
| 8 | Punch you with his fist or something that could hurt you | 0 | |
| 9 | Kick you, drag you, or beat you up | 0 | |
| 10 | Try to choke you or burn you on purpose | 0 | |
| 11 | Threatened to attack you with a knife or other weapon | 0 | |
| 12 | Attacked you with a weapon | 0 | |
| 13 | Touched you in a sexual way (e.g. kissing, grabbing, or fondling), when you did not want them to | 0 | |

| # srs_male_violence_2: Has anyone ever done any of the following things to you: | | | |
|---|--|-------|------------|
| Value | Label | Cases | Percentage |
| 14 | Try to have sexual intercourse with you when you did not want to but did not succeed | 0 | |
| 15 | Physically forced you to have sexual intercourse even when you did not want to | 0 | |
| 16 | Forced you to perform sexual acts when you did not want to | 0 | |
| Sysmiss | | 36006 | |
| Warning: these figures indicate the number of cases found in the data file. They cannot be interpreted as summary statistics of the population of interest. | | | |
| # srs_male_violence_3: Has anyone ever done any of the following things to you: | | | |
| Information | [Type= discrete] [Format=numeric] [Range= 0-16] [Missing=*] | | |
| Statistics [NW/ W] | [Valid=12 /-] [Invalid=36880 /-] | | |
| Value | Label | Cases | Percentage |
| 0 | Say or do something to humiliate you in front of others? | 0 | |
| 2 | No | 0 | |
| 3 | Threaten to hurt or harm you or someone close to you? | 12 | 100.0% |
| 4 | Insult you or make you feel bad about yourself? | 0 | |
| 5 | Push you, shake you, or throw something at you | 0 | |
| 6 | Slap you | 0 | |
| 7 | Twist your arm or pull your hair | 0 | |
| 8 | Punch you with his fist or something that could hurt you | 0 | |
| 9 | Kick you, drag you, or beat you up | 0 | |
| 10 | Try to choke you or burn you on purpose | 0 | |
| 11 | Threatened to attack you with a knife or other weapon | 0 | |
| 12 | Attacked you with a weapon | 0 | |
| 13 | Touched you in a sexual way (e.g. kissing, grabbing, or fondling), when you did not want them to | 0 | |
| 14 | Try to have sexual intercourse with you when you did not want to but did not succeed | 0 | |
| 15 | Physically forced you to have sexual intercourse even when you did not want to | 0 | |
| 16 | Forced you to perform sexual acts when you did not want to | 0 | |
| Sysmiss | | 36880 | |
| Warning: these figures indicate the number of cases found in the data file. They cannot be interpreted as summary statistics of the population of interest. | | | |
| # srs_male_violence_4: Has anyone ever done any of the following things to you: | | | |
| Information | [Type= discrete] [Format=numeric] [Range= 0-16] [Missing=*] | | |
| Statistics [NW/ W] | [Valid=21 /-] [Invalid=36871 /-] | | |
| Value | Label | Cases | Percentage |
| 0 | Say or do something to humiliate you in front of others? | 0 | |
| 2 | No | 0 | |
| 3 | Threaten to hurt or harm you or someone close to you? | 0 | |
| 4 | Insult you or make you feel bad about yourself? | 21 | 100.0% |
| 5 | Push you, shake you, or throw something at you | 0 | |
| 6 | Slap you | 0 | |
| 7 | Twist your arm or pull your hair | 0 | |
| 8 | Punch you with his fist or something that could hurt you | 0 | |
| 9 | Kick you, drag you, or beat you up | 0 | |

srs_male_violence_4: Has anyone ever done any of the following things to you:

| Value | Label | Cases | Percentage |
|---------|--|-------|------------|
| 10 | Try to choke you or burn you on purpose | 0 | |
| 11 | Threatened to attack you with a knife or other weapon | 0 | |
| 12 | Attacked you with a weapon | 0 | |
| 13 | Touched you in a sexual way (e.g. kissing, grabbing, or fondling), when you did not want them to | 0 | |
| 14 | Try to have sexual intercourse with you when you did not want to but did not succeed | 0 | |
| 15 | Physically forced you to have sexual intercourse even when you did not want to | 0 | |
| 16 | Forced you to perform sexual acts when you did not want to | 0 | |
| Sysmiss | | 36871 | |

Warning: these figures indicate the number of cases found in the data file. They cannot be interpreted as summary statistics of the population of interest.

srs_male_violence_5: Has anyone ever done any of the following things to you:

| | |
|--------------------|---|
| Information | [Type= discrete] [Format=numeric] [Range= 0-16] [Missing=*] |
| Statistics [NW/ W] | [Valid=9 /-] [Invalid=36883 /-] |

| Value | Label | Cases | Percentage |
|---------|--|-------|------------|
| 0 | Say or do something to humiliate you in front of others? | 0 | |
| 2 | No | 0 | |
| 3 | Threaten to hurt or harm you or someone close to you? | 0 | |
| 4 | Insult you or make you feel bad about yourself? | 0 | |
| 5 | Push you, shake you, or throw something at you | 9 | 100.0% |
| 6 | Slap you | 0 | |
| 7 | Twist your arm or pull your hair | 0 | |
| 8 | Punch you with his fist or something that could hurt you | 0 | |
| 9 | Kick you, drag you, or beat you up | 0 | |
| 10 | Try to choke you or burn you on purpose | 0 | |
| 11 | Threatened to attack you with a knife or other weapon | 0 | |
| 12 | Attacked you with a weapon | 0 | |
| 13 | Touched you in a sexual way (e.g. kissing, grabbing, or fondling), when you did not want them to | 0 | |
| 14 | Try to have sexual intercourse with you when you did not want to but did not succeed | 0 | |
| 15 | Physically forced you to have sexual intercourse even when you did not want to | 0 | |
| 16 | Forced you to perform sexual acts when you did not want to | 0 | |
| Sysmiss | | 36883 | |

Warning: these figures indicate the number of cases found in the data file. They cannot be interpreted as summary statistics of the population of interest.

srs_male_violence_6: Has anyone ever done any of the following things to you:

| | |
|--------------------|---|
| Information | [Type= discrete] [Format=numeric] [Range= 0-16] [Missing=*] |
| Statistics [NW/ W] | [Valid=12 /-] [Invalid=36880 /-] |

| Value | Label | Cases | Percentage |
|-------|--|-------|------------|
| 0 | Say or do something to humiliate you in front of others? | 0 | |
| 2 | No | 0 | |
| 3 | Threaten to hurt or harm you or someone close to you? | 0 | |
| 4 | Insult you or make you feel bad about yourself? | 0 | |
| 5 | Push you, shake you, or throw something at you | 0 | |

srs_male_violence_6: Has anyone ever done any of the following things to you:

| Value | Label | Cases | Percentage |
|---------|--|-------|------------|
| 6 | Slap you | 12 | 100.0% |
| 7 | Twist your arm or pull your hair | 0 | |
| 8 | Punch you with his fist or something that could hurt you | 0 | |
| 9 | Kick you, drag you, or beat you up | 0 | |
| 10 | Try to choke you or burn you on purpose | 0 | |
| 11 | Threatened to attack you with a knife or other weapon | 0 | |
| 12 | Attacked you with a weapon | 0 | |
| 13 | Touched you in a sexual way (e.g. kissing, grabbing, or fondling), when you did not want them to | 0 | |
| 14 | Try to have sexual intercourse with you when you did not want to but did not succeed | 0 | |
| 15 | Physically forced you to have sexual intercourse even when you did not want to | 0 | |
| 16 | Forced you to perform sexual acts when you did not want to | 0 | |
| Sysmiss | | 36880 | |

Warning: these figures indicate the number of cases found in the data file. They cannot be interpreted as summary statistics of the population of interest.

srs_male_violence_7: Has anyone ever done any of the following things to you:

| | |
|--------------------|---|
| Information | [Type= discrete] [Format=numeric] [Range= 0-16] [Missing=*] |
| Statistics [NW/ W] | [Valid=5 /-] [Invalid=36887 /-] |

| Value | Label | Cases | Percentage |
|---------|--|-------|------------|
| 0 | Say or do something to humiliate you in front of others? | 0 | |
| 2 | No | 0 | |
| 3 | Threaten to hurt or harm you or someone close to you? | 0 | |
| 4 | Insult you or make you feel bad about yourself? | 0 | |
| 5 | Push you, shake you, or throw something at you | 0 | |
| 6 | Slap you | 0 | |
| 7 | Twist your arm or pull your hair | 5 | 100.0% |
| 8 | Punch you with his fist or something that could hurt you | 0 | |
| 9 | Kick you, drag you, or beat you up | 0 | |
| 10 | Try to choke you or burn you on purpose | 0 | |
| 11 | Threatened to attack you with a knife or other weapon | 0 | |
| 12 | Attacked you with a weapon | 0 | |
| 13 | Touched you in a sexual way (e.g. kissing, grabbing, or fondling), when you did not want them to | 0 | |
| 14 | Try to have sexual intercourse with you when you did not want to but did not succeed | 0 | |
| 15 | Physically forced you to have sexual intercourse even when you did not want to | 0 | |
| 16 | Forced you to perform sexual acts when you did not want to | 0 | |
| Sysmiss | | 36887 | |

Warning: these figures indicate the number of cases found in the data file. They cannot be interpreted as summary statistics of the population of interest.

srs_male_violence_8: Has anyone ever done any of the following things to you:

| | |
|--------------------|---|
| Information | [Type= discrete] [Format=numeric] [Range= 0-16] [Missing=*] |
| Statistics [NW/ W] | [Valid=10 /-] [Invalid=36882 /-] |

| Value | Label | Cases | Percentage |
|-------|--|-------|------------|
| 0 | Say or do something to humiliate you in front of others? | 0 | |

srs_male_violence_8: Has anyone ever done any of the following things to you:

| Value | Label | Cases | Percentage |
|---------|--|-------|------------|
| 2 | No | 0 | |
| 3 | Threaten to hurt or harm you or someone close to you? | 0 | |
| 4 | Insult you or make you feel bad about yourself? | 0 | |
| 5 | Push you, shake you, or throw something at you | 0 | |
| 6 | Slap you | 0 | |
| 7 | Twist your arm or pull your hair | 0 | |
| 8 | Punch you with his fist or something that could hurt you | 10 | 100.0% |
| 9 | Kick you, drag you, or beat you up | 0 | |
| 10 | Try to choke you or burn you on purpose | 0 | |
| 11 | Threatened to attack you with a knife or other weapon | 0 | |
| 12 | Attacked you with a weapon | 0 | |
| 13 | Touched you in a sexual way (e.g. kissing, grabbing, or fondling), when you did not want them to | 0 | |
| 14 | Try to have sexual intercourse with you when you did not want to but did not succeed | 0 | |
| 15 | Physically forced you to have sexual intercourse even when you did not want to | 0 | |
| 16 | Forced you to perform sexual acts when you did not want to | 0 | |
| Sysmiss | | 36882 | |

Warning: these figures indicate the number of cases found in the data file. They cannot be interpreted as summary statistics of the population of interest.

srs_male_violence_9: Has anyone ever done any of the following things to you:

| | |
|--------------------|---|
| Information | [Type= discrete] [Format=numeric] [Range= 0-16] [Missing=*] |
| Statistics [NW/ W] | [Valid=6 /-] [Invalid=36886 /-] |

| Value | Label | Cases | Percentage |
|---------|--|-------|------------|
| 0 | Say or do something to humiliate you in front of others? | 0 | |
| 2 | No | 0 | |
| 3 | Threaten to hurt or harm you or someone close to you? | 0 | |
| 4 | Insult you or make you feel bad about yourself? | 0 | |
| 5 | Push you, shake you, or throw something at you | 0 | |
| 6 | Slap you | 0 | |
| 7 | Twist your arm or pull your hair | 0 | |
| 8 | Punch you with his fist or something that could hurt you | 0 | |
| 9 | Kick you, drag you, or beat you up | 6 | 100.0% |
| 10 | Try to choke you or burn you on purpose | 0 | |
| 11 | Threatened to attack you with a knife or other weapon | 0 | |
| 12 | Attacked you with a weapon | 0 | |
| 13 | Touched you in a sexual way (e.g. kissing, grabbing, or fondling), when you did not want them to | 0 | |
| 14 | Try to have sexual intercourse with you when you did not want to but did not succeed | 0 | |
| 15 | Physically forced you to have sexual intercourse even when you did not want to | 0 | |
| 16 | Forced you to perform sexual acts when you did not want to | 0 | |
| Sysmiss | | 36886 | |

Warning: these figures indicate the number of cases found in the data file. They cannot be interpreted as summary statistics of the population of interest.

| # srs_male_violence_10: Has anyone ever done any of the following things to you: | | | |
|---|--|---|------------|
| Information | | [Type= discrete] [Format=numeric] [Range= 0-16] [Missing=*] | |
| Statistics [NW/ W] | | [Valid=4 /-] [Invalid=36888 /-] | |
| Value | Label | Cases | Percentage |
| 0 | Say or do something to humiliate you in front of others? | 0 | |
| 2 | No | 0 | |
| 3 | Threaten to hurt or harm you or someone close to you? | 0 | |
| 4 | Insult you or make you feel bad about yourself? | 0 | |
| 5 | Push you, shake you, or throw something at you | 0 | |
| 6 | Slap you | 0 | |
| 7 | Twist your arm or pull your hair | 0 | |
| 8 | Punch you with his fist or something that could hurt you | 0 | |
| 9 | Kick you, drag you, or beat you up | 0 | |
| 10 | Try to choke you or burn you on purpose | 4 | 100.0% |
| 11 | Threatened to attack you with a knife or other weapon | 0 | |
| 12 | Attacked you with a weapon | 0 | |
| 13 | Touched you in a sexual way (e.g. kissing, grabbing, or fondling), when you did not want them to | 0 | |
| 14 | Try to have sexual intercourse with you when you did not want to but did not succeed | 0 | |
| 15 | Physically forced you to have sexual intercourse even when you did not want to | 0 | |
| 16 | Forced you to perform sexual acts when you did not want to | 0 | |
| Sysmiss | | 36888 | |
| Warning: these figures indicate the number of cases found in the data file. They cannot be interpreted as summary statistics of the population of interest. | | | |
| # srs_male_violence_11: Has anyone ever done any of the following things to you: | | | |
| Information | | [Type= discrete] [Format=numeric] [Range= 0-16] [Missing=*] | |
| Statistics [NW/ W] | | [Valid=13 /-] [Invalid=36879 /-] | |
| Value | Label | Cases | Percentage |
| 0 | Say or do something to humiliate you in front of others? | 0 | |
| 2 | No | 0 | |
| 3 | Threaten to hurt or harm you or someone close to you? | 0 | |
| 4 | Insult you or make you feel bad about yourself? | 0 | |
| 5 | Push you, shake you, or throw something at you | 0 | |
| 6 | Slap you | 0 | |
| 7 | Twist your arm or pull your hair | 0 | |
| 8 | Punch you with his fist or something that could hurt you | 0 | |
| 9 | Kick you, drag you, or beat you up | 0 | |
| 10 | Try to choke you or burn you on purpose | 0 | |
| 11 | Threatened to attack you with a knife or other weapon | 13 | 100.0% |
| 12 | Attacked you with a weapon | 0 | |
| 13 | Touched you in a sexual way (e.g. kissing, grabbing, or fondling), when you did not want them to | 0 | |
| 14 | Try to have sexual intercourse with you when you did not want to but did not succeed | 0 | |
| 15 | Physically forced you to have sexual intercourse even when you did not want to | 0 | |
| 16 | Forced you to perform sexual acts when you did not want to | 0 | |

| # srs_male_violence_11: Has anyone ever done any of the following things to you: | | | |
|---|--|-------|------------|
| Value | Label | Cases | Percentage |
| Sysmiss | | 36879 | |
| Warning: these figures indicate the number of cases found in the data file. They cannot be interpreted as summary statistics of the population of interest. | | | |
| # srs_male_violence_12: Has anyone ever done any of the following things to you: | | | |
| Information | [Type= discrete] [Format=numeric] [Range= 0-16] [Missing=*] | | |
| Statistics [NW/ W] | [Valid=5 /-] [Invalid=36887 /-] | | |
| Value | Label | Cases | Percentage |
| 0 | Say or do something to humiliate you in front of others? | 0 | |
| 2 | No | 0 | |
| 3 | Threaten to hurt or harm you or someone close to you? | 0 | |
| 4 | Insult you or make you feel bad about yourself? | 0 | |
| 5 | Push you, shake you, or throw something at you | 0 | |
| 6 | Slap you | 0 | |
| 7 | Twist your arm or pull your hair | 0 | |
| 8 | Punch you with his fist or something that could hurt you | 0 | |
| 9 | Kick you, drag you, or beat you up | 0 | |
| 10 | Try to choke you or burn you on purpose | 0 | |
| 11 | Threatened to attack you with a knife or other weapon | 0 | |
| 12 | Attacked you with a weapon | 5 | 100.0% |
| 13 | Touched you in a sexual way (e.g. kissing, grabbing, or fondling), when you did not want them to | 0 | |
| 14 | Try to have sexual intercourse with you when you did not want to but did not succeed | 0 | |
| 15 | Physically forced you to have sexual intercourse even when you did not want to | 0 | |
| 16 | Forced you to perform sexual acts when you did not want to | 0 | |
| Sysmiss | | 36887 | |
| Warning: these figures indicate the number of cases found in the data file. They cannot be interpreted as summary statistics of the population of interest. | | | |
| # srs_male_violence_13: Has anyone ever done any of the following things to you: | | | |
| Information | [Type= discrete] [Format=numeric] [Range= 0-16] [Missing=*] | | |
| Statistics [NW/ W] | [Valid=4 /-] [Invalid=36888 /-] | | |
| Value | Label | Cases | Percentage |
| 0 | Say or do something to humiliate you in front of others? | 0 | |
| 2 | No | 0 | |
| 3 | Threaten to hurt or harm you or someone close to you? | 0 | |
| 4 | Insult you or make you feel bad about yourself? | 0 | |
| 5 | Push you, shake you, or throw something at you | 0 | |
| 6 | Slap you | 0 | |
| 7 | Twist your arm or pull your hair | 0 | |
| 8 | Punch you with his fist or something that could hurt you | 0 | |
| 9 | Kick you, drag you, or beat you up | 0 | |
| 10 | Try to choke you or burn you on purpose | 0 | |
| 11 | Threatened to attack you with a knife or other weapon | 0 | |
| 12 | Attacked you with a weapon | 0 | |
| 13 | Touched you in a sexual way (e.g. kissing, grabbing, or fondling), when you did not want them to | 4 | 100.0% |

| # srs_male_violence_13: Has anyone ever done any of the following things to you: | | | |
|---|--|-------|------------|
| Value | Label | Cases | Percentage |
| 14 | Try to have sexual intercourse with you when you did not want to but did not succeed | 0 | |
| 15 | Physically forced you to have sexual intercourse even when you did not want to | 0 | |
| 16 | Forced you to perform sexual acts when you did not want to | 0 | |
| Sysmiss | | 36888 | |
| Warning: these figures indicate the number of cases found in the data file. They cannot be interpreted as summary statistics of the population of interest. | | | |
| # srs_male_violence_14: Has anyone ever done any of the following things to you: | | | |
| Information | [Type= discrete] [Format=numeric] [Range= 0-16] [Missing=*] | | |
| Statistics [NW/ W] | [Valid=5 /-] [Invalid=36887 /-] | | |
| Value | Label | Cases | Percentage |
| 0 | Say or do something to humiliate you in front of others? | 0 | |
| 2 | No | 0 | |
| 3 | Threaten to hurt or harm you or someone close to you? | 0 | |
| 4 | Insult you or make you feel bad about yourself? | 0 | |
| 5 | Push you, shake you, or throw something at you | 0 | |
| 6 | Slap you | 0 | |
| 7 | Twist your arm or pull your hair | 0 | |
| 8 | Punch you with his fist or something that could hurt you | 0 | |
| 9 | Kick you, drag you, or beat you up | 0 | |
| 10 | Try to choke you or burn you on purpose | 0 | |
| 11 | Threatened to attack you with a knife or other weapon | 0 | |
| 12 | Attacked you with a weapon | 0 | |
| 13 | Touched you in a sexual way (e.g. kissing, grabbing, or fondling), when you did not want them to | 0 | |
| 14 | Try to have sexual intercourse with you when you did not want to but did not succeed | 5 | 100.0% |
| 15 | Physically forced you to have sexual intercourse even when you did not want to | 0 | |
| 16 | Forced you to perform sexual acts when you did not want to | 0 | |
| Sysmiss | | 36887 | |
| Warning: these figures indicate the number of cases found in the data file. They cannot be interpreted as summary statistics of the population of interest. | | | |
| # srs_male_violence_15: Has anyone ever done any of the following things to you: | | | |
| Information | [Type= discrete] [Format=numeric] [Range= 0-16] [Missing=*] | | |
| Statistics [NW/ W] | [Valid=3 /-] [Invalid=36889 /-] | | |
| Value | Label | Cases | Percentage |
| 0 | Say or do something to humiliate you in front of others? | 0 | |
| 2 | No | 0 | |
| 3 | Threaten to hurt or harm you or someone close to you? | 0 | |
| 4 | Insult you or make you feel bad about yourself? | 0 | |
| 5 | Push you, shake you, or throw something at you | 0 | |
| 6 | Slap you | 0 | |
| 7 | Twist your arm or pull your hair | 0 | |
| 8 | Punch you with his fist or something that could hurt you | 0 | |
| 9 | Kick you, drag you, or beat you up | 0 | |

| # srs_male_violence_15: Has anyone ever done any of the following things to you: | | | |
|---|--|-------|--------------------|
| Value | Label | Cases | Percentage |
| 10 | Try to choke you or burn you on purpose | 0 | |
| 11 | Threatened to attack you with a knife or other weapon | 0 | |
| 12 | Attacked you with a weapon | 0 | |
| 13 | Touched you in a sexual way (e.g. kissing, grabbing, or fondling), when you did not want them to | 0 | |
| 14 | Try to have sexual intercourse with you when you did not want to but did not succeed | 0 | |
| 15 | Physically forced you to have sexual intercourse even when you did not want to | 3 | <div></div> 100.0% |
| 16 | Forced you to perform sexual acts when you did not want to | 0 | |
| Sysmiss | | 36889 | |
| Warning: these figures indicate the number of cases found in the data file. They cannot be interpreted as summary statistics of the population of interest. | | | |
| # srs_male_violence_16: Has anyone ever done any of the following things to you: | | | |
| Information | [Type= discrete] [Format=numeric] [Range= 0-16] [Missing=*] | | |
| Statistics [NW/ W] | [Valid=3 /-] [Invalid=36889 /-] | | |
| Value | Label | Cases | Percentage |
| 0 | Say or do something to humiliate you in front of others? | 0 | |
| 2 | No | 0 | |
| 3 | Threaten to hurt or harm you or someone close to you? | 0 | |
| 4 | Insult you or make you feel bad about yourself? | 0 | |
| 5 | Push you, shake you, or throw something at you | 0 | |
| 6 | Slap you | 0 | |
| 7 | Twist your arm or pull your hair | 0 | |
| 8 | Punch you with his fist or something that could hurt you | 0 | |
| 9 | Kick you, drag you, or beat you up | 0 | |
| 10 | Try to choke you or burn you on purpose | 0 | |
| 11 | Threatened to attack you with a knife or other weapon | 0 | |
| 12 | Attacked you with a weapon | 0 | |
| 13 | Touched you in a sexual way (e.g. kissing, grabbing, or fondling), when you did not want them to | 0 | |
| 14 | Try to have sexual intercourse with you when you did not want to but did not succeed | 0 | |
| 15 | Physically forced you to have sexual intercourse even when you did not want to | 0 | |
| 16 | Forced you to perform sexual acts when you did not want to | 3 | <div></div> 100.0% |
| Sysmiss | | 36889 | |
| Warning: these figures indicate the number of cases found in the data file. They cannot be interpreted as summary statistics of the population of interest. | | | |
| # srs_sasa_expr_0: Has your partner/most recent partner done at least one of the following things t | | | |
| Information | [Type= discrete] [Format=numeric] [Range= 0-7] [Missing=*] | | |
| Statistics [NW/ W] | [Valid=17 /-] [Invalid=36875 /-] | | |
| Value | Label | Cases | Percentage |
| 0 | Pushed her or shoved her or pulled her hair | 17 | <div></div> 100.0% |
| 2 | No | 0 | |
| 3 | Hit her with his fist or something else that could hurt her | 0 | |
| 4 | Kicked her, dragged her or beat her up | 0 | |
| 5 | Choked or burnt her on purpose | 0 | |

| # srs_sasa_expr_0: Has your partner/most recent partner done at least one of the following things t | | | |
|---|---|-------|------------|
| Value | Label | Cases | Percentage |
| 6 | Threatened to use or actually used a gun, knife or other weapon against her | 0 | |
| 7 | Threatened to use or actually used a panga (stick) against her | 0 | |
| Sysmiss | | 36875 | |
| Warning: these figures indicate the number of cases found in the data file. They cannot be interpreted as summary statistics of the population of interest. | | | |
| # srs_sasa_expr_2: Has your partner/most recent partner done at least one of the following things t | | | |
| Information | [Type= discrete] [Format=numeric] [Range= 0-7] [Missing=*] | | |
| Statistics [NW/ W] | [Valid=3190 /-] [Invalid=33702 /-] | | |
| Value | Label | Cases | Percentage |
| 0 | Pushed her or shoved her or pulled her hair | 0 | |
| 2 | No | 3190 | 100.0% |
| 3 | Hit her with his fist or something else that could hurt her | 0 | |
| 4 | Kicked her, dragged her or beat her up | 0 | |
| 5 | Choked or burnt her on purpose | 0 | |
| 6 | Threatened to use or actually used a gun, knife or other weapon against her | 0 | |
| 7 | Threatened to use or actually used a panga (stick) against her | 0 | |
| Sysmiss | | 33702 | |
| Warning: these figures indicate the number of cases found in the data file. They cannot be interpreted as summary statistics of the population of interest. | | | |
| # srs_sasa_expr_3: Has your partner/most recent partner done at least one of the following things t | | | |
| Information | [Type= discrete] [Format=numeric] [Range= 0-7] [Missing=*] | | |
| Statistics [NW/ W] | [Valid=22 /-] [Invalid=36870 /-] | | |
| Value | Label | Cases | Percentage |
| 0 | Pushed her or shoved her or pulled her hair | 0 | |
| 2 | No | 0 | |
| 3 | Hit her with his fist or something else that could hurt her | 22 | 100.0% |
| 4 | Kicked her, dragged her or beat her up | 0 | |
| 5 | Choked or burnt her on purpose | 0 | |
| 6 | Threatened to use or actually used a gun, knife or other weapon against her | 0 | |
| 7 | Threatened to use or actually used a panga (stick) against her | 0 | |
| Sysmiss | | 36870 | |
| Warning: these figures indicate the number of cases found in the data file. They cannot be interpreted as summary statistics of the population of interest. | | | |
| # srs_sasa_expr_4: Has your partner/most recent partner done at least one of the following things t | | | |
| Information | [Type= discrete] [Format=numeric] [Range= 0-7] [Missing=*] | | |
| Statistics [NW/ W] | [Valid=12 /-] [Invalid=36880 /-] | | |
| Value | Label | Cases | Percentage |
| 0 | Pushed her or shoved her or pulled her hair | 0 | |
| 2 | No | 0 | |
| 3 | Hit her with his fist or something else that could hurt her | 0 | |
| 4 | Kicked her, dragged her or beat her up | 12 | 100.0% |
| 5 | Choked or burnt her on purpose | 0 | |
| 6 | Threatened to use or actually used a gun, knife or other weapon against her | 0 | |

| # srs_sasa_expr_4: Has your partner/most recent partner done at least one of the following things t | | | |
|---|---|-------|------------|
| Value | Label | Cases | Percentage |
| 7 | Threatened to use or actually used a panga (stick) against her | 0 | |
| Sysmiss | | 36880 | |
| Warning: these figures indicate the number of cases found in the data file. They cannot be interpreted as summary statistics of the population of interest. | | | |
| # srs_sasa_expr_5: Has your partner/most recent partner done at least one of the following things t | | | |
| Information | [Type= discrete] [Format=numeric] [Range= 0-7] [Missing=*] | | |
| Statistics [NW/ W] | [Valid=7 /-] [Invalid=36885 /-] | | |
| Value | Label | Cases | Percentage |
| 0 | Pushed her or shoved her or pulled her hair | 0 | |
| 2 | No | 0 | |
| 3 | Hit her with his fist or something else that could hurt her | 0 | |
| 4 | Kicked her, dragged her or beat her up | 0 | |
| 5 | Choked or burnt her on purpose | 7 | 100.0% |
| 6 | Threatened to use or actually used a gun, knife or other weapon against her | 0 | |
| 7 | Threatened to use or actually used a panga (stick) against her | 0 | |
| Sysmiss | | 36885 | |
| Warning: these figures indicate the number of cases found in the data file. They cannot be interpreted as summary statistics of the population of interest. | | | |
| # srs_sasa_expr_6: Has your partner/most recent partner done at least one of the following things t | | | |
| Information | [Type= discrete] [Format=numeric] [Range= 0-7] [Missing=*] | | |
| Statistics [NW/ W] | [Valid=7 /-] [Invalid=36885 /-] | | |
| Value | Label | Cases | Percentage |
| 0 | Pushed her or shoved her or pulled her hair | 0 | |
| 2 | No | 0 | |
| 3 | Hit her with his fist or something else that could hurt her | 0 | |
| 4 | Kicked her, dragged her or beat her up | 0 | |
| 5 | Choked or burnt her on purpose | 0 | |
| 6 | Threatened to use or actually used a gun, knife or other weapon against her | 7 | 100.0% |
| 7 | Threatened to use or actually used a panga (stick) against her | 0 | |
| Sysmiss | | 36885 | |
| Warning: these figures indicate the number of cases found in the data file. They cannot be interpreted as summary statistics of the population of interest. | | | |
| # srs_sasa_expr_7: Has your partner/most recent partner done at least one of the following things t | | | |
| Information | [Type= discrete] [Format=numeric] [Range= 0-7] [Missing=*] | | |
| Statistics [NW/ W] | [Valid=8 /-] [Invalid=36884 /-] | | |
| Value | Label | Cases | Percentage |
| 0 | Pushed her or shoved her or pulled her hair | 0 | |
| 2 | No | 0 | |
| 3 | Hit her with his fist or something else that could hurt her | 0 | |
| 4 | Kicked her, dragged her or beat her up | 0 | |
| 5 | Choked or burnt her on purpose | 0 | |
| 6 | Threatened to use or actually used a gun, knife or other weapon against her | 0 | |
| 7 | Threatened to use or actually used a panga (stick) against her | 8 | 100.0% |
| Sysmiss | | 36884 | |

| # srs_sasa_expr_7: Has your partner/most recent partner done at least one of the following things t | | | |
|---|---|-------|------------|
| Warning: these figures indicate the number of cases found in the data file. They cannot be interpreted as summary statistics of the population of interest. | | | |
| # srs_useviol_12mths: Have you used physical or sexual violence on your partner in the last 12 months? | | | |
| Information | [Type= discrete] [Format=numeric] [Range= 0-98] [Missing=*] | | |
| Statistics [NW/ W] | [Valid=3263 -/] [Invalid=33629 -/] | | |
| Value | Label | Cases | Percentage |
| 0 | No, I have never had it | 0 | |
| 1 | Yes | 15 | 0.5% |
| 2 | No | 3183 | 97.5% |
| 3 | Yes, but not sure about the exact age | 0 | |
| 93 | Prefer not to answer | 57 | 1.7% |
| 95 | Not had sex with this partner in the last 4 weeks | 0 | |
| 98 | Don't know | 8 | 0.2% |
| Sysmiss | | 33629 | |
| Warning: these figures indicate the number of cases found in the data file. They cannot be interpreted as summary statistics of the population of interest. | | | |
| # srs_sv_want_tobe_contact: Would you like to be contacted to discuss the sexual/physical violence? | | | |
| Information | [Type= discrete] [Format=numeric] [Range= 0-98] [Missing=*] | | |
| Statistics [NW/ W] | [Valid=9406 -/] [Invalid=27486 -/] | | |
| Value | Label | Cases | Percentage |
| 0 | No, I have never had it | 0 | |
| 1 | Yes | 175 | 1.9% |
| 2 | No | 9231 | 98.1% |
| 3 | Yes, but not sure about the exact age | 0 | |
| 93 | Prefer not to answer | 0 | |
| 95 | Not had sex with this partner in the last 4 weeks | 0 | |
| 98 | Don't know | 0 | |
| Sysmiss | | 27486 | |
| Warning: these figures indicate the number of cases found in the data file. They cannot be interpreted as summary statistics of the population of interest. | | | |
| # srs_sv_to_contact: B. If it is safe for you to wait up to 3 days for help, then click HERE to give | | | |
| Information | [Type= discrete] [Format=numeric] [Range= 0-98] [Missing=*] | | |
| Statistics [NW/ W] | [Valid=2257 -/] [Invalid=34635 -/] | | |
| Value | Label | Cases | Percentage |
| 0 | No, I have never had it | 0 | |
| 1 | Yes | 107 | 4.7% |
| 2 | No | 1258 | 55.7% |
| 3 | Yes, but not sure about the exact age | 0 | |
| 93 | Prefer not to answer | 829 | 36.7% |
| 95 | Not had sex with this partner in the last 4 weeks | 0 | |
| 98 | Don't know | 63 | 2.8% |
| Sysmiss | | 34635 | |
| Warning: these figures indicate the number of cases found in the data file. They cannot be interpreted as summary statistics of the population of interest. | | | |
| # srs_sv_urgent_contact: Please confirm that you would like urgent contact (within 3 days) to discuss sex | | | |
| Information | [Type= discrete] [Format=numeric] [Range= 0-98] [Missing=*] | | |
| Statistics [NW/ W] | [Valid=183 -/] [Invalid=36709 -/] | | |

srs_sv_urgent_contact: Please confirm that you would like urgent contact (within 3 days) to discuss sex

| Value | Label | Cases | Percentage |
|---------|---|-------|------------------------------|
| 0 | No, I have never had it | 0 | |
| 1 | Yes | 121 | <div><div></div></div> 66.1% |
| 2 | No | 62 | <div><div></div></div> 33.9% |
| 3 | Yes, but not sure about the exact age | 0 | |
| 93 | Prefer not to answer | 0 | |
| 95 | Not had sex with this partner in the last 4 weeks | 0 | |
| 98 | Don't know | 0 | |
| Sysmiss | | 36709 | |

Warning: these figures indicate the number of cases found in the data file. They cannot be interpreted as summary statistics of the population of interest.

srs_sv_contact_method: Please tell us how you would like us to contact you:

| | |
|--------------------|--|
| Information | [Type= discrete] [Format=numeric] [Range= 1-2] [Missing=*] |
| Statistics [NW/ W] | [Valid=274 /-] [Invalid=36618 /-] |

| Value | Label | Cases | Percentage |
|---------|-----------------------------|-------|------------------------------|
| 1 | Phone call | 222 | <div><div></div></div> 81.0% |
| 2 | Home visit by Social Worker | 52 | <div><div></div></div> 19.0% |
| Sysmiss | | 36618 | |

Warning: these figures indicate the number of cases found in the data file. They cannot be interpreted as summary statistics of the population of interest.

srs_sv_phonetime: Please indicate when is best to call:

| | |
|--------------------|---|
| Information | [Type= discrete] [Format=character] [Missing=*] |
| Statistics [NW/ W] | [Valid=222 /-] [Invalid=0 /-] |

srs_sv_visitime: Please indicate which time of day is best:

| | |
|--------------------|---|
| Information | [Type= discrete] [Format=character] [Missing=*] |
| Statistics [NW/ W] | [Valid=52 /-] [Invalid=0 /-] |

File : AHRI.PIP.DREAMS_Componant.ContactAttempts.2017.v1

project_id: REDCap Project Identifier

| | |
|--------------------|--|
| Information | [Type= discrete] [Format=numeric] [Range= 143-153] [Missing=*] |
| Statistics [NW/ W] | [Valid=36892 /-] [Invalid=0 /-] |

event_id: REDCap Event Identifier

| | |
|--------------------|--|
| Information | [Type= discrete] [Format=numeric] [Range= 381-391] [Missing=*] |
| Statistics [NW/ W] | [Valid=36892 /-] [Invalid=0 /-] |

cohort: Cohort Description

| | |
|--------------------|---|
| Information | [Type= discrete] [Format=character] [Missing=*] |
| Statistics [NW/ W] | [Valid=36892 /-] [Invalid=0 /-] |

round: Round Description

| | |
|--------------------|---|
| Information | [Type= discrete] [Format=character] [Missing=*] |
| Statistics [NW/ W] | [Valid=36892 /-] [Invalid=0 /-] |

IIntId: Individual ID

| | |
|--------------------|---|
| Information | [Type= continuous] [Format=numeric] [Range= 15-213640] [Missing=*] |
| Statistics [NW/ W] | [Valid=36892 /-] [Invalid=0 /-] [Mean=73217.909 /-] [StdDev=48656.129 /-] |

ca_weekblock: Weekblock

| | |
|--------------------|---|
| Information | [Type= discrete] [Format=character] [Missing=*] |
| Statistics [NW/ W] | [Valid=36892 /-] [Invalid=0 /-] |

ca_attmp1_fielddatmp: Conducting Contact Attempt - One

| | |
|--------------------|---|
| Information | [Type= discrete] [Format=numeric] [Range= 0-98] [Missing=*] |
| Statistics [NW/ W] | [Valid=36888 /-] [Invalid=4 /-] |

| Value | Label | Cases | Percentage |
|---------|---|-------|------------|
| 0 | No, I have never had it | 0 | |
| 1 | Yes | 36788 | 99.7% |
| 2 | No | 100 | 0.3% |
| 3 | Yes, but not sure about the exact age | 0 | |
| 93 | Prefer not to answer | 0 | |
| 95 | Not had sex with this partner in the last 4 weeks | 0 | |
| 98 | Don't know | 0 | |
| Sysmiss | | 4 | |

Warning: these figures indicate the number of cases found in the data file. They cannot be interpreted as summary statistics of the population of interest.

ca_attmp1_fielddatetime: Attempt Start Date and Time

| | |
|--------------------|---|
| Information | [Type= discrete] [Format=character] [Missing=*] |
| Statistics [NW/ W] | [Valid=36746 /-] |

ca_attmp1_field_contact: Was the participant contacted?

| | |
|--------------------|---|
| Information | [Type= discrete] [Format=numeric] [Range= 0-98] [Missing=*] |
| Statistics [NW/ W] | [Valid=36780 /-] [Invalid=112 /-] |

| Value | Label | Cases | Percentage |
|-------|-------------------------|-------|------------|
| 0 | No, I have never had it | 0 | |
| 1 | Yes | 16709 | 45.4% |

File : AHRI.PIP.DREAMS_Componant.ContactAttempts.2017.v1

ca_attmp1_field_contact: Was the participant contacted?

| Value | Label | Cases | Percentage |
|---------|---|-------|------------|
| 2 | No | 20071 | 54.6% |
| 3 | Yes, but not sure about the exact age | 0 | |
| 93 | Prefer not to answer | 0 | |
| 95 | Not had sex with this partner in the last 4 weeks | 0 | |
| 98 | Don't know | 0 | |
| Sysmiss | | 112 | |

Warning: these figures indicate the number of cases found in the data file. They cannot be interpreted as summary statistics of the population of interest.

ca_attmp1_field_willing: Is participant going to be surveyed today?

| | |
|--------------------|---|
| Information | [Type= discrete] [Format=numeric] [Range= 0-98] [Missing=*] |
| Statistics [NW/ W] | [Valid=8974 /-] [Invalid=27918 /-] |

| Value | Label | Cases | Percentage |
|---------|---|-------|------------|
| 0 | No, I have never had it | 0 | |
| 1 | Yes | 5347 | 59.6% |
| 2 | No | 3627 | 40.4% |
| 3 | Yes, but not sure about the exact age | 0 | |
| 93 | Prefer not to answer | 0 | |
| 95 | Not had sex with this partner in the last 4 weeks | 0 | |
| 98 | Don't know | 0 | |
| Sysmiss | | 27918 | |

Warning: these figures indicate the number of cases found in the data file. They cannot be interpreted as summary statistics of the population of interest.

ca_attmp1_field_refused: Was participation refused?

| | |
|--------------------|---|
| Information | [Type= discrete] [Format=numeric] [Range= 0-98] [Missing=*] |
| Statistics [NW/ W] | [Valid=3618 /-] [Invalid=33274 /-] |

| Value | Label | Cases | Percentage |
|---------|---|-------|------------|
| 0 | No, I have never had it | 0 | |
| 1 | Yes | 3391 | 93.7% |
| 2 | No | 227 | 6.3% |
| 3 | Yes, but not sure about the exact age | 0 | |
| 93 | Prefer not to answer | 0 | |
| 95 | Not had sex with this partner in the last 4 weeks | 0 | |
| 98 | Don't know | 0 | |
| Sysmiss | | 33274 | |

Warning: these figures indicate the number of cases found in the data file. They cannot be interpreted as summary statistics of the population of interest.

ca_attmp1_field_revisit: When are you going to make a revisit?

| | |
|--------------------|---|
| Information | [Type= discrete] [Format=character] [Missing=*] |
| Statistics [NW/ W] | [Valid=184 /-] |



ca_attmp2_feldattmp: Conducting Contact Attempt - Two

| | |
|--------------------|---|
| Information | [Type= discrete] [Format=numeric] [Range= 0-98] [Missing=*] |
| Statistics [NW/ W] | [Valid=20412 /-] [Invalid=16480 /-] |

| Value | Label | Cases | Percentage |
|-------|-------------------------|-------|------------|
| 0 | No, I have never had it | 0 | |

File : AHRI.PIP.DREAMS_Componant.ContactAttempts.2017.v1

ca_attmp2_fielddatmp: Conducting Contact Attempt - Two

| Value | Label | Cases | Percentage |
|---------|---|-------|---|
| 1 | Yes | 3714 |  18.2% |
| 2 | No | 16698 |  81.8% |
| 3 | Yes, but not sure about the exact age | 0 | |
| 93 | Prefer not to answer | 0 | |
| 95 | Not had sex with this partner in the last 4 weeks | 0 | |
| 98 | Don't know | 0 | |
| Sysmiss | | 16480 | |



Warning: these figures indicate the number of cases found in the data file. They cannot be interpreted as summary statistics of the population of interest.

ca_attmp2_fielddatetime: Attempt Start Date and Time

| | |
|--------------------|---|
| Information | [Type= discrete] [Format=character] [Missing=*] |
| Statistics [NW/ W] | [Valid=3727 /-] |

ca_attmp2_field_contact: Was the participant contacted?



| | |
|--------------------|---|
| Information | [Type= discrete] [Format=numeric] [Range= 0-98] [Missing=*] |
| Statistics [NW/ W] | [Valid=3724 /-] [Invalid=33168 /-] |

| Value | Label | Cases | Percentage |
|---------|---|-------|---|
| 0 | No, I have never had it | 0 | |
| 1 | Yes | 1254 |  33.7% |
| 2 | No | 2470 |  66.3% |
| 3 | Yes, but not sure about the exact age | 0 | |
| 93 | Prefer not to answer | 0 | |
| 95 | Not had sex with this partner in the last 4 weeks | 0 | |
| 98 | Don't know | 0 | |
| Sysmiss | | 33168 | |

Warning: these figures indicate the number of cases found in the data file. They cannot be interpreted as summary statistics of the population of interest.

ca_attmp2_field_willing: Is participant going to be surveyed today?

| | |
|--------------------|---|
| Information | [Type= discrete] [Format=numeric] [Range= 0-98] [Missing=*] |
| Statistics [NW/ W] | [Valid=1001 /-] [Invalid=35891 /-] |

| Value | Label | Cases | Percentage |
|---------|---|-------|---|
| 0 | No, I have never had it | 0 | |
| 1 | Yes | 516 |  51.5% |
| 2 | No | 485 |  48.5% |
| 3 | Yes, but not sure about the exact age | 0 | |
| 93 | Prefer not to answer | 0 | |
| 95 | Not had sex with this partner in the last 4 weeks | 0 | |
| 98 | Don't know | 0 | |
| Sysmiss | | 35891 | |

Warning: these figures indicate the number of cases found in the data file. They cannot be interpreted as summary statistics of the population of interest.

ca_attmp2_field_refused: Was participation refused?

| | |
|--------------------|---|
| Information | [Type= discrete] [Format=numeric] [Range= 0-98] [Missing=*] |
| Statistics [NW/ W] | [Valid=484 /-] [Invalid=36408 /-] |

File : AHRI.PIP.DREAMS_Componant.ContactAttempts.2017.v1

ca_attmp2_field_refused: Was participation refused?

| Value | Label | Cases | Percentage |
|---------|---|-------|------------|
| 0 | No, I have never had it | 0 | |
| 1 | Yes | 460 | 95.0% |
| 2 | No | 24 | 5.0% |
| 3 | Yes, but not sure about the exact age | 0 | |
| 93 | Prefer not to answer | 0 | |
| 95 | Not had sex with this partner in the last 4 weeks | 0 | |
| 98 | Don't know | 0 | |
| Sysmiss | | 36408 | |

Warning: these figures indicate the number of cases found in the data file. They cannot be interpreted as summary statistics of the population of interest.

ca_attmp2_field_revisit: When are you going to make a revisit?

| | |
|--------------------|---|
| Information | [Type= discrete] [Format=character] [Missing=*] |
| Statistics [NW/ W] | [Valid=23 /-] |

ca_attmp3_fieldattmp: Conducting Contact Attempt - Three

| | |
|--------------------|---|
| Information | [Type= discrete] [Format=numeric] [Range= 0-98] [Missing=*] |
| Statistics [NW/ W] | [Valid=2514 /-] [Invalid=34378 /-] |

| Value | Label | Cases | Percentage |
|---------|---|-------|------------|
| 0 | No, I have never had it | 0 | |
| 1 | Yes | 1250 | 49.7% |
| 2 | No | 1264 | 50.3% |
| 3 | Yes, but not sure about the exact age | 0 | |
| 93 | Prefer not to answer | 0 | |
| 95 | Not had sex with this partner in the last 4 weeks | 0 | |
| 98 | Don't know | 0 | |
| Sysmiss | | 34378 | |

Warning: these figures indicate the number of cases found in the data file. They cannot be interpreted as summary statistics of the population of interest.

ca_attmp3_fielddatetime: Attempt Start Date and Time

| | |
|--------------------|---|
| Information | [Type= discrete] [Format=character] [Missing=*] |
| Statistics [NW/ W] | [Valid=1227 /-] |

ca_attmp3_field_contact: Was the participant contacted?

| | |
|--------------------|---|
| Information | [Type= discrete] [Format=numeric] [Range= 0-98] [Missing=*] |
| Statistics [NW/ W] | [Valid=1253 /-] [Invalid=35639 /-] |

| Value | Label | Cases | Percentage |
|---------|---|-------|------------|
| 0 | No, I have never had it | 0 | |
| 1 | Yes | 286 | 22.8% |
| 2 | No | 967 | 77.2% |
| 3 | Yes, but not sure about the exact age | 0 | |
| 93 | Prefer not to answer | 0 | |
| 95 | Not had sex with this partner in the last 4 weeks | 0 | |
| 98 | Don't know | 0 | |
| Sysmiss | | 35639 | |

Warning: these figures indicate the number of cases found in the data file. They cannot be interpreted as summary statistics of the population of interest.

File : AHRI.PIP.DREAMS_Componant.ContactAttempts.2017.v1

ca_attmp3_field_willing: Is participant going to be surveyed today?

Information [Type= discrete] [Format=numeric] [Range= 0-98] [Missing=*]

Statistics [NW/ W] [Valid=232 /-] [Invalid=36660 /-]

| Value | Label | Cases | Percentage |
|---------|---|-------|------------|
| 0 | No, I have never had it | 0 | |
| 1 | Yes | 129 | 55.6% |
| 2 | No | 103 | 44.4% |
| 3 | Yes, but not sure about the exact age | 0 | |
| 93 | Prefer not to answer | 0 | |
| 95 | Not had sex with this partner in the last 4 weeks | 0 | |
| 98 | Don't know | 0 | |
| Sysmiss | | 36660 | |

Warning: these figures indicate the number of cases found in the data file. They cannot be interpreted as summary statistics of the population of interest.

ca_attmp3_field_refused: Was participation refused?

Information [Type= discrete] [Format=numeric] [Range= 0-98] [Missing=*]

Statistics [NW/ W] [Valid=105 /-] [Invalid=36787 /-]

| Value | Label | Cases | Percentage |
|---------|---|-------|------------|
| 0 | No, I have never had it | 0 | |
| 1 | Yes | 89 | 84.8% |
| 2 | No | 16 | 15.2% |
| 3 | Yes, but not sure about the exact age | 0 | |
| 93 | Prefer not to answer | 0 | |
| 95 | Not had sex with this partner in the last 4 weeks | 0 | |
| 98 | Don't know | 0 | |
| Sysmiss | | 36787 | |

Warning: these figures indicate the number of cases found in the data file. They cannot be interpreted as summary statistics of the population of interest.

ca_attmp1_trackattmp: Conducting Contact Attempt - One

Information [Type= discrete] [Format=numeric] [Range= 0-98] [Missing=*]

Statistics [NW/ W] [Valid=9653 /-] [Invalid=27239 /-]

| Value | Label | Cases | Percentage |
|---------|---|-------|------------|
| 0 | No, I have never had it | 0 | |
| 1 | Yes | 9618 | 99.6% |
| 2 | No | 35 | 0.4% |
| 3 | Yes, but not sure about the exact age | 0 | |
| 93 | Prefer not to answer | 0 | |
| 95 | Not had sex with this partner in the last 4 weeks | 0 | |
| 98 | Don't know | 0 | |
| Sysmiss | | 27239 | |

Warning: these figures indicate the number of cases found in the data file. They cannot be interpreted as summary statistics of the population of interest.

ca_attmp1_trackdatetime: Attempt Start Date and Time

Information [Type= discrete] [Format=character] [Missing=*]

Statistics [NW/ W] [Valid=9621 /-]

File : AHRI.PIP.DREAMS_Componant.ContactAttempts.2017.v1

ca_attmp1_track_contact: Was the participant contacted?

Information [Type= discrete] [Format=numeric] [Range= 0-98] [Missing=*]

Statistics [NW/ W] [Valid=9622 /-] [Invalid=27270 /-]

| Value | Label | Cases | Percentage |
|---------|---|-------|------------|
| 0 | No, I have never had it | 0 | |
| 1 | Yes | 6800 | 70.7% |
| 2 | No | 2822 | 29.3% |
| 3 | Yes, but not sure about the exact age | 0 | |
| 93 | Prefer not to answer | 0 | |
| 95 | Not had sex with this partner in the last 4 weeks | 0 | |
| 98 | Don't know | 0 | |
| Sysmiss | | 27270 | |

Warning: these figures indicate the number of cases found in the data file. They cannot be interpreted as summary statistics of the population of interest.

ca_attmp1_track_willing: Is participant going to be surveyed today?

Information [Type= discrete] [Format=numeric] [Range= 0-98] [Missing=*]

Statistics [NW/ W] [Valid=4537 /-] [Invalid=32355 /-]

| Value | Label | Cases | Percentage |
|---------|---|-------|------------|
| 0 | No, I have never had it | 0 | |
| 1 | Yes | 1065 | 23.5% |
| 2 | No | 3472 | 76.5% |
| 3 | Yes, but not sure about the exact age | 0 | |
| 93 | Prefer not to answer | 0 | |
| 95 | Not had sex with this partner in the last 4 weeks | 0 | |
| 98 | Don't know | 0 | |
| Sysmiss | | 32355 | |

Warning: these figures indicate the number of cases found in the data file. They cannot be interpreted as summary statistics of the population of interest.

ca_attmp1_track_refused: Was participation refused?

Information [Type= discrete] [Format=numeric] [Range= 0-98] [Missing=*]

Statistics [NW/ W] [Valid=3475 /-] [Invalid=33417 /-]

| Value | Label | Cases | Percentage |
|---------|---|-------|------------|
| 0 | No, I have never had it | 0 | |
| 1 | Yes | 3449 | 99.3% |
| 2 | No | 26 | 0.7% |
| 3 | Yes, but not sure about the exact age | 0 | |
| 93 | Prefer not to answer | 0 | |
| 95 | Not had sex with this partner in the last 4 weeks | 0 | |
| 98 | Don't know | 0 | |
| Sysmiss | | 33417 | |

Warning: these figures indicate the number of cases found in the data file. They cannot be interpreted as summary statistics of the population of interest.

ca_attmp1_track_revisit: When are you going to make a revisit?

Information [Type= discrete] [Format=character] [Missing=*]



Statistics [NW/ W] [Valid=24 /-]

File : AHRI.PIP.DREAMS_Componant.ContactAttempts.2017.v1

ca_attmp2_trackattmp: Conducting Contact Attempt - Two

Information [Type= discrete] [Format=numeric] [Range= 0-98] [Missing=*]

Statistics [NW/ W] [Valid=2771 /-] [Invalid=34121 /-]

| Value | Label | Cases | Percentage |
|---------|---|-------|---|
| 0 | No, I have never had it | 0 | |
| 1 | Yes | 214 |  7.7% |
| 2 | No | 2557 |  92.3% |
| 3 | Yes, but not sure about the exact age | 0 | |
| 93 | Prefer not to answer | 0 | |
| 95 | Not had sex with this partner in the last 4 weeks | 0 | |
| 98 | Don't know | 0 | |
| Sysmiss | | 34121 | |

Warning: these figures indicate the number of cases found in the data file. They cannot be interpreted as summary statistics of the population of interest.

ca_attmp2_trackdatetime: Attempt Start Date and Time



Information [Type= discrete] [Format=character] [Missing=*]

Statistics [NW/ W] [Valid=214 /-]

ca_attmp2_track_contact: Was the participant contacted?

Information [Type= discrete] [Format=numeric] [Range= 0-98] [Missing=*]

Statistics [NW/ W] [Valid=213 /-] [Invalid=36679 /-]



| Value | Label | Cases | Percentage |
|---------|---|-------|---|
| 0 | No, I have never had it | 0 | |
| 1 | Yes | 92 |  43.2% |
| 2 | No | 121 |  56.8% |
| 3 | Yes, but not sure about the exact age | 0 | |
| 93 | Prefer not to answer | 0 | |
| 95 | Not had sex with this partner in the last 4 weeks | 0 | |
| 98 | Don't know | 0 | |
| Sysmiss | | 36679 | |

Warning: these figures indicate the number of cases found in the data file. They cannot be interpreted as summary statistics of the population of interest.

ca_attmp2_track_willing: Is participant going to be surveyed today?

Information [Type= discrete] [Format=numeric] [Range= 0-98] [Missing=*]

Statistics [NW/ W] [Valid=79 /-] [Invalid=36813 /-]

| Value | Label | Cases | Percentage |
|---------|---|-------|---|
| 0 | No, I have never had it | 0 | |
| 1 | Yes | 37 |  46.8% |
| 2 | No | 42 |  53.2% |
| 3 | Yes, but not sure about the exact age | 0 | |
| 93 | Prefer not to answer | 0 | |
| 95 | Not had sex with this partner in the last 4 weeks | 0 | |
| 98 | Don't know | 0 | |
| Sysmiss | | 36813 | |



Warning: these figures indicate the number of cases found in the data file. They cannot be interpreted as summary statistics of the population of interest.

File : AHRI.PIP.DREAMS_Componant.ContactAttempts.2017.v1

ca_attmp2_track_refused: Was participation refused?

Information [Type= discrete] [Format=numeric] [Range= 0-98] [Missing=*]

Statistics [NW/ W] [Valid=41 /-] [Invalid=36851 /-]

| Value | Label | Cases | Percentage |
|---------|---|-------|---|
| 0 | No, I have never had it | 0 | |
| 1 | Yes | 39 |  95.1% |
| 2 | No | 2 |  4.9% |
| 3 | Yes, but not sure about the exact age | 0 | |
| 93 | Prefer not to answer | 0 | |
| 95 | Not had sex with this partner in the last 4 weeks | 0 | |
| 98 | Don't know | 0 | |
| Sysmiss | | 36851 | |

Warning: these figures indicate the number of cases found in the data file. They cannot be interpreted as summary statistics of the population of interest.

ca_attmp2_track_revisit: When are you going to make a revisit?



Information [Type= discrete] [Format=character] [Missing=*]

Statistics [NW/ W] [Valid=2 /-]

ca_attmp3_trackattmp: Conducting Contact Attempt - Three

Information [Type= discrete] [Format=numeric] [Range= 0-98] [Missing=*]

Statistics [NW/ W] [Valid=118 /-] [Invalid=36774 /-]

| Value | Label | Cases | Percentage |
|---------|---|-------|---|
| 0 | No, I have never had it | 0 | |
| 1 | Yes | 67 |  56.8% |
| 2 | No | 51 |  43.2% |
| 3 | Yes, but not sure about the exact age | 0 | |
| 93 | Prefer not to answer | 0 | |
| 95 | Not had sex with this partner in the last 4 weeks | 0 | |
| 98 | Don't know | 0 | |
| Sysmiss | | 36774 | |

Warning: these figures indicate the number of cases found in the data file. They cannot be interpreted as summary statistics of the population of interest.

ca_attmp3_trackdatetime: Attempt Start Date and Time



Information [Type= discrete] [Format=character] [Missing=*]

Statistics [NW/ W] [Valid=67 /-]

ca_attmp3_track_contact: Was the participant contacted?

Information [Type= discrete] [Format=numeric] [Range= 0-98] [Missing=*]

Statistics [NW/ W] [Valid=67 /-] [Invalid=36825 /-]

| Value | Label | Cases | Percentage |
|-------|---|-------|---|
| 0 | No, I have never had it | 0 | |
| 1 | Yes | 6 |  9.0% |
| 2 | No | 61 |  91.0% |
| 3 | Yes, but not sure about the exact age | 0 | |
| 93 | Prefer not to answer | 0 | |
| 95 | Not had sex with this partner in the last 4 weeks | 0 | |

File : AHRI.PIP.DREAMS_Componant.ContactAttempts.2017.v1

ca_attmp3_track_contact: Was the participant contacted?

| Value | Label | Cases | Percentage |
|---------|------------|-------|------------|
| 98 | Don't know | 0 | |
| Sysmiss | | 36825 | |

Warning: these figures indicate the number of cases found in the data file. They cannot be interpreted as summary statistics of the population of interest.

ca_attmp3_track_willing: Is participant going to be surveyed today?

| | |
|--------------------|---|
| Information | [Type= discrete] [Format=numeric] [Range= 0-98] [Missing=*] |
| Statistics [NW/ W] | [Valid=6 /-] [Invalid=36886 /-] |

| Value | Label | Cases | Percentage |
|---------|---|-------|------------|
| 0 | No, I have never had it | 0 | |
| 1 | Yes | 5 | 83.3% |
| 2 | No | 1 | 16.7% |
| 3 | Yes, but not sure about the exact age | 0 | |
| 93 | Prefer not to answer | 0 | |
| 95 | Not had sex with this partner in the last 4 weeks | 0 | |
| 98 | Don't know | 0 | |
| Sysmiss | | 36886 | |

Warning: these figures indicate the number of cases found in the data file. They cannot be interpreted as summary statistics of the population of interest.

ca_attmp3_track_refused: Was participation refused?

| | |
|--------------------|---|
| Information | [Type= discrete] [Format=numeric] [Range= 0-98] [Missing=*] |
| Statistics [NW/ W] | [Valid=1 /-] [Invalid=36891 /-] |

| Value | Label | Cases | Percentage |
|---------|---|-------|------------|
| 0 | No, I have never had it | 0 | |
| 1 | Yes | 1 | 100.0% |
| 2 | No | 0 | |
| 3 | Yes, but not sure about the exact age | 0 | |
| 93 | Prefer not to answer | 0 | |
| 95 | Not had sex with this partner in the last 4 weeks | 0 | |
| 98 | Don't know | 0 | |
| Sysmiss | | 36891 | |

Warning: these figures indicate the number of cases found in the data file. They cannot be interpreted as summary statistics of the population of interest.

ca_particip_refused: "Was participation refused? This is now a HIDDEN item"

| | |
|--------------------|---|
| Information | [Type= discrete] [Format=numeric] [Range= 0-98] [Missing=*] |
| Statistics [NW/ W] | [Valid=18916 /-] [Invalid=17976 /-] |

| Value | Label | Cases | Percentage |
|---------|---|-------|------------|
| 0 | No, I have never had it | 0 | |
| 1 | Yes | 7902 | 41.8% |
| 2 | No | 11014 | 58.2% |
| 3 | Yes, but not sure about the exact age | 0 | |
| 93 | Prefer not to answer | 0 | |
| 95 | Not had sex with this partner in the last 4 weeks | 0 | |
| 98 | Don't know | 0 | |
| Sysmiss | | 17976 | |

File : AHRI.PIP.DREAMS_Componant.ContactAttempts.2017.v1

ca_particip_refused: "Was participation refused? This is now a HIDDEN item"

Warning: these figures indicate the number of cases found in the data file. They cannot be interpreted as summary statistics of the population of interest.

ca_refused_by: Who refuse participation?

Information [Type= discrete] [Format=numeric] [Range= 1-96] [Missing=*]

Statistics [NW/ W] [Valid=15106 /-] [Invalid=21786 /-]

| Value | Label | Cases | Percentage |
|---------|----------------|-------|------------|
| 1 | Self | 13670 | 90.5% |
| 2 | Partner | 262 | 1.7% |
| 3 | HH Head | 535 | 3.5% |
| 4 | BS Owner | 111 | 0.7% |
| 96 | Other, specify | 528 | 3.5% |
| Sysmiss | | 21786 | |

Warning: these figures indicate the number of cases found in the data file. They cannot be interpreted as summary statistics of the population of interest.

ca_premature_comp: Was this a Pre-mature completion?

Information [Type= discrete] [Format=numeric] [Range= 0-98] [Missing=*]

Statistics [NW/ W] [Valid=36629 /-] [Invalid=263 /-]

| Value | Label | Cases | Percentage |
|---------|---|-------|------------|
| 0 | No, I have never had it | 0 | |
| 1 | Yes | 3858 | 10.5% |
| 2 | No | 32771 | 89.5% |
| 3 | Yes, but not sure about the exact age | 0 | |
| 93 | Prefer not to answer | 0 | |
| 95 | Not had sex with this partner in the last 4 weeks | 0 | |
| 98 | Don't know | 0 | |
| Sysmiss | | 263 | |

Warning: these figures indicate the number of cases found in the data file. They cannot be interpreted as summary statistics of the population of interest.

ca_premature_reas: Select reason for pre-mature completion

Information [Type= discrete] [Format=numeric] [Range= 1-96] [Missing=*]

Statistics [NW/ W] [Valid=3873 /-] [Invalid=33019 /-]

| Value | Label | Cases | Percentage |
|---------|---|-------|------------|
| 1 | Reported dead? | 255 | 6.6% |
| 2 | Outmigrated outside PIPSA | 2938 | 75.9% |
| 3 | Mentally Disabled | 2 | 0.1% |
| 4 | Not found after 4 + 4 attempts | 0 | |
| 5 | Broken down/non-functional BS | 0 | |
| 6 | Very sick | 5 | 0.1% |
| 7 | Temporarily away for more than 2 months | 15 | 0.4% |
| 8 | Stay in currently Avoided BS/HH | 0 | |
| 9 | Outmigrated to unknown destination | 6 | 0.2% |
| 96 | Other, specify | 652 | 16.8% |
| Sysmiss | | 33019 | |

Warning: these figures indicate the number of cases found in the data file. They cannot be interpreted as summary statistics of the population of interest.

File : AHRI.PIP.DREAMS_Componant.ContactAttempts.2017.v1

ca_field_handover_request: Fieldworker: Request handover of Non-Contact to Field Coordinator?

Information [Type= discrete] [Format=numeric] [Range= 0-98] [Missing=*]

Statistics [NW/ W] [Valid=35173 /-] [Invalid=1719 /-]

| Value | Label | Cases | Percentage |
|---------|---|-------|------------|
| 0 | No, I have never had it | 0 | |
| 1 | Yes | 12053 | 34.3% |
| 2 | No | 23120 | 65.7% |
| 3 | Yes, but not sure about the exact age | 0 | |
| 93 | Prefer not to answer | 0 | |
| 95 | Not had sex with this partner in the last 4 weeks | 0 | |
| 98 | Don't know | 0 | |
| Sysmiss | | 1719 | |

Warning: these figures indicate the number of cases found in the data file. They cannot be interpreted as summary statistics of the population of interest.

ca_field_noncontact_reas: Select reason for non-contact in field

Information [Type= discrete] [Format=numeric] [Range= 3-96] [Missing=*]

Statistics [NW/ W] [Valid=11681 /-] [Invalid=25211 /-]

| Value | Label | Cases | Percentage |
|---------|---|-------|------------|
| 3 | | 2 | 0.0% |
| 4 | Not found after 4 attempts | 4072 | 34.9% |
| 6 | | 6 | 0.1% |
| 7 | Temporarily away for more than 2 months | 920 | 7.9% |
| 8 | Stay in currently Avoided BS/HH | 41 | 0.4% |
| 9 | Outmigrated to unknown destination | 551 | 4.7% |
| 96 | Other, specify | 6089 | 52.1% |
| Sysmiss | | 25211 | |

Warning: these figures indicate the number of cases found in the data file. They cannot be interpreted as summary statistics of the population of interest.

ca_track_handover_request: Tracker: Request handover to Special Task Team Coordinator?

Information [Type= discrete] [Format=numeric] [Range= 1-2] [Missing=*]

Statistics [NW/ W] [Valid=8444 /-] [Invalid=28448 /-]

ca_track_noncontact_reas: Select reason for non-contact by Tracker

Information [Type= continuous] [Format=numeric] [Range= 4-96] [Missing=*]

Statistics [NW/ W] [Valid=1540 /-] [Invalid=35352 /-] [Mean=77.168 /-] [StdDev=36.5 /-]

ca_track_noncontct_reasoth: Specify other reason for non-contact by Tracker:

Information [Type= discrete] [Format=character] [Missing=*]

Statistics [NW/ W] [Valid=1181 /-]

ca_visitdate: Visit Date

Information [Type= discrete] [Format=character] [Missing=*]

Statistics [NW/ W] [Valid=36655 /-]

File : AHRI.PIP.DREAMS_Componant.ExposureToDREAMS.2017.v1

project_id: REDCap Project Identifier

| | |
|--------------------|--|
| Information | [Type= discrete] [Format=numeric] [Range= 143-153] [Missing=*] |
| Statistics [NW/ W] | [Valid=36892 /-] [Invalid=0 /-] |

event_id: REDCap Event Identifier

| | |
|--------------------|--|
| Information | [Type= discrete] [Format=numeric] [Range= 381-391] [Missing=*] |
| Statistics [NW/ W] | [Valid=36892 /-] [Invalid=0 /-] |

cohort: Cohort Description

| | |
|--------------------|---|
| Information | [Type= discrete] [Format=character] [Missing=*] |
| Statistics [NW/ W] | [Valid=36892 /-] [Invalid=0 /-] |

round: Round Description

| | |
|--------------------|---|
| Information | [Type= discrete] [Format=character] [Missing=*] |
| Statistics [NW/ W] | [Valid=36892 /-] [Invalid=0 /-] |

IIntId: Individual ID

| | |
|--------------------|---|
| Information | [Type= continuous] [Format=numeric] [Range= 15-213640] [Missing=*] |
| Statistics [NW/ W] | [Valid=36892 /-] [Invalid=0 /-] [Mean=73217.909 /-] [StdDev=48656.129 /-] |

dm_aware_dreams: Have you heard of a program called 'DREAMS'?

| | |
|--------------------|---|
| Information | [Type= discrete] [Format=numeric] [Range= 0-98] [Missing=*] |
| Statistics [NW/ W] | [Valid=7457 /-] [Invalid=29435 /-] |

| Value | Label | Cases | Percentage |
|---------|---|-------|------------|
| 0 | No, I have never had it | 0 | |
| 1 | Yes | 490 | 6.6% |
| 2 | No | 6742 | 90.4% |
| 3 | Yes, but not sure about the exact age | 0 | |
| 93 | Prefer not to answer | 161 | 2.2% |
| 95 | Not had sex with this partner in the last 4 weeks | 0 | |
| 98 | Don't know | 64 | 0.9% |
| Sysmiss | | 29435 | |

Warning: these figures indicate the number of cases found in the data file. They cannot be interpreted as summary statistics of the population of interest.

dm_source_1: From where / how did you hear about DREAMS?

| | |
|--------------------|---|
| Information | [Type= discrete] [Format=character] [Missing=*] |
| Statistics [NW/ W] | [Valid=63 /-] [Invalid=0 /-] |

dm_source_2: From where / how did you hear about DREAMS?

| | |
|--------------------|---|
| Information | [Type= discrete] [Format=character] [Missing=*] |
| Statistics [NW/ W] | [Valid=34 /-] [Invalid=0 /-] |

dm_source_3: From where / how did you hear about DREAMS?

| | |
|--------------------|---|
| Information | [Type= discrete] [Format=character] [Missing=*] |
| Statistics [NW/ W] | [Valid=69 /-] [Invalid=0 /-] |

dm_source_4: From where / how did you hear about DREAMS?

| | |
|--------------------|---|
| Information | [Type= discrete] [Format=character] [Missing=*] |
| Statistics [NW/ W] | [Valid=201 /-] [Invalid=0 /-] |

File : AHRI.PIP.DREAMS_Componant.ExposureToDREAMS.2017.v1

dm_source_5: From where / how did you hear about DREAMS?

| | |
|--------------------|---|
| Information | [Type= discrete] [Format=character] [Missing=*] |
| Statistics [NW/ W] | [Valid=31 /-] [Invalid=0 /-] |

dm_source_6: From where / how did you hear about DREAMS?

| | |
|--------------------|---|
| Information | [Type= discrete] [Format=character] [Missing=*] |
| Statistics [NW/ W] | [Valid=22 /-] [Invalid=0 /-] |

dm_source_7: From where / how did you hear about DREAMS?

| | |
|--------------------|---|
| Information | [Type= discrete] [Format=character] [Missing=*] |
| Statistics [NW/ W] | [Valid=5 /-] [Invalid=0 /-] |

dm_source_8: From where / how did you hear about DREAMS?

| | |
|--------------------|---|
| Information | [Type= discrete] [Format=character] [Missing=*] |
| Statistics [NW/ W] | [Valid=19 /-] [Invalid=0 /-] |

dm_source_9: From where / how did you hear about DREAMS?

| | |
|--------------------|---|
| Information | [Type= discrete] [Format=character] [Missing=*] |
| Statistics [NW/ W] | [Valid=45 /-] [Invalid=0 /-] |

dm_source_96: From where / how did you hear about DREAMS?

| | |
|--------------------|---|
| Information | [Type= discrete] [Format=character] [Missing=*] |
| Statistics [NW/ W] | [Valid=20 /-] [Invalid=0 /-] |

dm_source_other: Other, please specify from where / how did you hear about DREAMS?

| | |
|--------------------|---|
| Information | [Type= discrete] [Format=character] [Missing=*] |
| Statistics [NW/ W] | [Valid=20 /-] [Invalid=0 /-] |

dm_have_dreamsid: Do you have a DREAMS identifier? It could be a reference number, ID or code?

| | |
|--------------------|---|
| Information | [Type= continuous] [Format=numeric] [Range= 1-98] [Missing=*] |
| Statistics [NW/ W] | [Valid=491 /-] [Invalid=36401 /-] [Mean=2.536 /-] [StdDev=7.367 /-] |

dm_willingprovideid: Are you willing to share your DREAMS ID [number or identifier] with us? We would

| | |
|--------------------|---|
| Information | [Type= discrete] [Format=numeric] [Range= 0-98] [Missing=*] |
| Statistics [NW/ W] | [Valid=23 /-] [Invalid=36869 /-] |

| Value | Label | Cases | Percentage |
|---------|---|-------|------------|
| 0 | No, I have never had it | 0 | |
| 1 | Yes | 6 | 26.1% |
| 2 | No | 17 | 73.9% |
| 3 | Yes, but not sure about the exact age | 0 | |
| 93 | Prefer not to answer | 0 | |
| 95 | Not had sex with this partner in the last 4 weeks | 0 | |
| 98 | Don't know | 0 | |
| Sysmiss | | 36869 | |

Warning: these figures indicate the number of cases found in the data file. They cannot be interpreted as summary statistics of the population of interest.




dm_dreamsid: DREAMS ID

| | |
|--------------------|---|
| Information | [Type= discrete] [Format=character] [Missing=*] |
| Statistics [NW/ W] | [Valid=6 /-] [Invalid=0 /-] |

File : AHRI.PIP.DREAMS_Componant.ExposureToDREAMS.2017.v1

dm_aware_safespace_prog: Are you aware of the following service / program? Safe Spaces for girls/young wo



| | |
|---------------------------|---|
| Information | [Type= discrete] [Format=numeric] [Range= 0-98] [Missing=*] |
| Statistics [NW/ W] | [Valid=1295 /-] [Invalid=35597 /-] |

| Value | Label | Cases | Percentage |
|---------|---|-------|---|
| 0 | No, I have never had it | 0 | |
| 1 | Yes | 83 |  6.4% |
| 2 | No | 1192 |  92.0% |
| 3 | Yes, but not sure about the exact age | 0 | |
| 93 | Prefer not to answer | 20 |  1.5% |
| 95 | Not had sex with this partner in the last 4 weeks | 0 | |
| 98 | Don't know | 0 | |
| Sysmiss | | 35597 | |

Warning: these figures indicate the number of cases found in the data file. They cannot be interpreted as summary statistics of the population of interest.

dm_partic_safespace_prog: Did you participate in this service / program? Safe Spaces



| | |
|---------------------------|---|
| Information | [Type= discrete] [Format=numeric] [Range= 0-98] [Missing=*] |
| Statistics [NW/ W] | [Valid=84 /-] [Invalid=36808 /-] |

| Value | Label | Cases | Percentage |
|---------|---|-------|--|
| 0 | No, I have never had it | 0 | |
| 1 | Yes | 29 |  34.5% |
| 2 | No | 55 |  65.5% |
| 3 | Yes, but not sure about the exact age | 0 | |
| 93 | Prefer not to answer | 0 | |
| 95 | Not had sex with this partner in the last 4 weeks | 0 | |
| 98 | Don't know | 0 | |
| Sysmiss | | 36808 | |

Warning: these figures indicate the number of cases found in the data file. They cannot be interpreted as summary statistics of the population of interest.

dm_partic_safespace_12mts: Did you participate in this service / program in the last 12 months? Safe Spaces

| | |
|---------------------------|---|
| Information | [Type= discrete] [Format=numeric] [Range= 0-98] [Missing=*] |
| Statistics [NW/ W] | [Valid=29 /-] [Invalid=36863 /-] |

| Value | Label | Cases | Percentage |
|---------|---|-------|---|
| 0 | No, I have never had it | 0 | |
| 1 | Yes | 21 |  72.4% |
| 2 | No | 8 |  27.6% |
| 3 | Yes, but not sure about the exact age | 0 | |
| 93 | Prefer not to answer | 0 | |
| 95 | Not had sex with this partner in the last 4 weeks | 0 | |
| 98 | Don't know | 0 | |
| Sysmiss | | 36863 | |

Warning: these figures indicate the number of cases found in the data file. They cannot be interpreted as summary statistics of the population of interest.

dm_safespace_wasdreams: Was this a DREAMS service / program? Safe Spaces

| | |
|---------------------------|---|
| Information | [Type= discrete] [Format=numeric] [Range= 0-98] [Missing=*] |
| Statistics [NW/ W] | [Valid=21 /-] [Invalid=36871 /-] |

File : AHRI.PIP.DREAMS_Componant.ExposureToDREAMS.2017.v1

dm_safespace_wasdreams: Was this a DREAMS service / program? Safe Spaces

| Value | Label | Cases | Percentage |
|---------|---|-------|------------|
| 0 | No, I have never had it | 0 | |
| 1 | Yes | 10 | 47.6% |
| 2 | No | 11 | 52.4% |
| 3 | Yes, but not sure about the exact age | 0 | |
| 93 | Prefer not to answer | 0 | |
| 95 | Not had sex with this partner in the last 4 weeks | 0 | |
| 98 | Don't know | 0 | |
| Sysmiss | | 36871 | |

Warning: these figures indicate the number of cases found in the data file. They cannot be interpreted as summary statistics of the population of interest.

dm_org_safespace_prog: Where / from which organisation was it provided? Safe Spaces

| | |
|--------------------|---|
| Information | [Type= discrete] [Format=numeric] [Range= 1-98] [Missing=*] |
| Statistics [NW/ W] | [Valid=21 /-] [Invalid=36871 /-] |

| Value | Label | Cases | Percentage |
|---------|--|-------|------------|
| 1 | DoH | 0 | |
| 2 | Private Doctor | 0 | |
| 3 | Pharmacy | 0 | |
| 4 | Africa Centre / AHRI | 1 | 4.8% |
| 5 | FHI 360 | 0 | |
| 6 | Humana People to People South Africa (HPPSA) | 0 | |
| 7 | Hope International | 0 | |
| 8 | NACOSA | 0 | |
| 9 | EDI | 3 | 14.3% |
| 10 | Ezibayeni | 0 | |
| 11 | Unyezi | 0 | |
| 12 | Isikondlakondla | 9 | 42.9% |
| 13 | MatCH | 0 | |
| 14 | FPD | 0 | |
| 15 | AFSA | 0 | |
| 16 | TB/HIV Care Association | 0 | |
| 17 | DoE | 2 | 9.5% |
| 18 | Mpilonhle | 0 | |
| 19 | Star for Life | 0 | |
| 96 | Other, specify | 6 | 28.6% |
| 98 | Don't know | 0 | |
| Sysmiss | | 36871 | |

Warning: these figures indicate the number of cases found in the data file. They cannot be interpreted as summary statistics of the population of interest.

dm_org_safespace_oth: Please specify details of the other organization. Safe Spaces

| | |
|--------------------|---|
| Information | [Type= discrete] [Format=character] [Missing=*] |
| Statistics [NW/ W] | [Valid=6 /-] [Invalid=0 /-] |

dm_aware_mentor_prog: Are you aware of the following service / program? Mentor Program

| | |
|--------------------|---|
| Information | [Type= discrete] [Format=numeric] [Range= 0-98] [Missing=*] |
| Statistics [NW/ W] | [Valid=2208 /-] [Invalid=34684 /-] |

File : AHRI.PIP.DREAMS_Componant.ExposureToDREAMS.2017.v1

dm_aware_mentor_prog: Are you aware of the following service / program? Mentor Program

| Value | Label | Cases | Percentage |
|---------|---|-------|------------|
| 0 | No, I have never had it | 0 | |
| 1 | Yes | 80 | 3.6% |
| 2 | No | 2087 | 94.5% |
| 3 | Yes, but not sure about the exact age | 0 | |
| 93 | Prefer not to answer | 41 | 1.9% |
| 95 | Not had sex with this partner in the last 4 weeks | 0 | |
| 98 | Don't know | 0 | |
| Sysmiss | | 34684 | |

Warning: these figures indicate the number of cases found in the data file. They cannot be interpreted as summary statistics of the population of interest.

dm_partic_mentor_prog: Did you participate in this service / program? Mentor Program

| | |
|--------------------|---|
| Information | [Type= discrete] [Format=numeric] [Range= 0-98] [Missing=*] |
| Statistics [NW/ W] | [Valid=80 /-] [Invalid=36812 /-] |

| Value | Label | Cases | Percentage |
|---------|---|-------|------------|
| 0 | No, I have never had it | 0 | |
| 1 | Yes | 12 | 15.0% |
| 2 | No | 68 | 85.0% |
| 3 | Yes, but not sure about the exact age | 0 | |
| 93 | Prefer not to answer | 0 | |
| 95 | Not had sex with this partner in the last 4 weeks | 0 | |
| 98 | Don't know | 0 | |
| Sysmiss | | 36812 | |

Warning: these figures indicate the number of cases found in the data file. They cannot be interpreted as summary statistics of the population of interest.

dm_partic_mentor_12mts: Did you participate in this service / program in the last 12 months? Mentor Prog

| | |
|--------------------|---|
| Information | [Type= discrete] [Format=numeric] [Range= 0-98] [Missing=*] |
| Statistics [NW/ W] | [Valid=12 /-] [Invalid=36880 /-] |

| Value | Label | Cases | Percentage |
|---------|---|-------|------------|
| 0 | No, I have never had it | 0 | |
| 1 | Yes | 3 | 25.0% |
| 2 | No | 9 | 75.0% |
| 3 | Yes, but not sure about the exact age | 0 | |
| 93 | Prefer not to answer | 0 | |
| 95 | Not had sex with this partner in the last 4 weeks | 0 | |
| 98 | Don't know | 0 | |
| Sysmiss | | 36880 | |

Warning: these figures indicate the number of cases found in the data file. They cannot be interpreted as summary statistics of the population of interest.

dm_mentor_wasdreams: Was this a DREAMS service / program? Mentor Program

| | |
|--------------------|---|
| Information | [Type= discrete] [Format=numeric] [Range= 0-98] [Missing=*] |
| Statistics [NW/ W] | [Valid=3 /-] [Invalid=36889 /-] |

| Value | Label | Cases | Percentage |
|-------|-------------------------|-------|------------|
| 0 | No, I have never had it | 0 | |
| 1 | Yes | 2 | 66.7% |

File : AHRI.PIP.DREAMS_Componant.ExposureToDREAMS.2017.v1

dm_mentor_wasdreams: Was this a DREAMS service / program? Mentor Program

| Value | Label | Cases | Percentage |
|---------|---|-------|------------|
| 2 | No | 1 | 33.3% |
| 3 | Yes, but not sure about the exact age | 0 | |
| 93 | Prefer not to answer | 0 | |
| 95 | Not had sex with this partner in the last 4 weeks | 0 | |
| 98 | Don't know | 0 | |
| Sysmiss | | 36889 | |

Warning: these figures indicate the number of cases found in the data file. They cannot be interpreted as summary statistics of the population of interest.

dm_org_mentor_prog: Where / from which organisation was it provided? Mentor Program

| | |
|--------------------|---|
| Information | [Type= discrete] [Format=numeric] [Range= 1-98] [Missing=*] |
| Statistics [NW/ W] | [Valid=3 /-] [Invalid=36889 /-] |

| Value | Label | Cases | Percentage |
|---------|--|-------|------------|
| 1 | DoH | 0 | |
| 2 | Private Doctor | 0 | |
| 3 | Pharmacy | 0 | |
| 4 | Africa Centre / AHRI | 0 | |
| 5 | FHI 360 | 0 | |
| 6 | Humana People to People South Africa (HPPSA) | 0 | |
| 7 | Hope International | 0 | |
| 8 | NACOSA | 0 | |
| 9 | EDI | 0 | |
| 10 | Ezibayeni | 0 | |
| 11 | Unyezi | 0 | |
| 12 | Isikondlakondla | 1 | 33.3% |
| 13 | MatCH | 0 | |
| 14 | FPD | 0 | |
| 15 | AFSA | 0 | |
| 16 | TB/HIV Care Association | 0 | |
| 17 | DoE | 1 | 33.3% |
| 18 | Mpilonhle | 0 | |
| 19 | Star for Life | 0 | |
| 96 | Other, specify | 1 | 33.3% |
| 98 | Don't know | 0 | |
| Sysmiss | | 36889 | |

Warning: these figures indicate the number of cases found in the data file. They cannot be interpreted as summary statistics of the population of interest.

dm_org_mentor_oth: Please specify details of the other organization. Mentor Program

| | |
|--------------------|---|
| Information | [Type= discrete] [Format=character] [Missing=*] |
| Statistics [NW/ W] | [Valid=1 /-] [Invalid=0 /-] |

dm_aware_socassets_prog: Are you aware of the following service / program? Social Assets programs

| | |
|--------------------|---|
| Information | [Type= discrete] [Format=numeric] [Range= 0-98] [Missing=*] |
| Statistics [NW/ W] | [Valid=2210 /-] [Invalid=34682 /-] |

File : AHRI.PIP.DREAMS_Componant.ExposureToDREAMS.2017.v1

dm_aware_socassets_prog: Are you aware of the following service / program? Social Assets programs

| Value | Label | Cases | Percentage |
|---------|---|-------|------------------------------|
| 0 | No, I have never had it | 0 | |
| 1 | Yes | 92 | <div><div></div></div> 4.2% |
| 2 | No | 2073 | <div><div></div></div> 93.8% |
| 3 | Yes, but not sure about the exact age | 0 | |
| 93 | Prefer not to answer | 45 | <div><div></div></div> 2.0% |
| 95 | Not had sex with this partner in the last 4 weeks | 0 | |
| 98 | Don't know | 0 | |
| Sysmiss | | 34682 | |

Warning: these figures indicate the number of cases found in the data file. They cannot be interpreted as summary statistics of the population of interest.

dm_partic_socassets_prog: Did you participate in this service / program? Social Assets programs

| | |
|--------------------|---|
| Information | [Type= discrete] [Format=numeric] [Range= 0-98] [Missing=*] |
| Statistics [NW/ W] | [Valid=92 /-] [Invalid=36800 /-] |

| Value | Label | Cases | Percentage |
|---------|---|-------|------------------------------|
| 0 | No, I have never had it | 0 | |
| 1 | Yes | 16 | <div><div></div></div> 17.4% |
| 2 | No | 76 | <div><div></div></div> 82.6% |
| 3 | Yes, but not sure about the exact age | 0 | |
| 93 | Prefer not to answer | 0 | |
| 95 | Not had sex with this partner in the last 4 weeks | 0 | |
| 98 | Don't know | 0 | |
| Sysmiss | | 36800 | |

Warning: these figures indicate the number of cases found in the data file. They cannot be interpreted as summary statistics of the population of interest.

dm_partic_socassets_12mts: Did you participate in this service / program in the last 12 months? Social Asse

| | |
|--------------------|---|
| Information | [Type= discrete] [Format=numeric] [Range= 0-98] [Missing=*] |
| Statistics [NW/ W] | [Valid=16 /-] [Invalid=36876 /-] |

| Value | Label | Cases | Percentage |
|---------|---|-------|------------------------------|
| 0 | No, I have never had it | 0 | |
| 1 | Yes | 9 | <div><div></div></div> 56.2% |
| 2 | No | 7 | <div><div></div></div> 43.8% |
| 3 | Yes, but not sure about the exact age | 0 | |
| 93 | Prefer not to answer | 0 | |
| 95 | Not had sex with this partner in the last 4 weeks | 0 | |
| 98 | Don't know | 0 | |
| Sysmiss | | 36876 | |

Warning: these figures indicate the number of cases found in the data file. They cannot be interpreted as summary statistics of the population of interest.

dm_socassets_wasdreams: Was this a DREAMS service / program? Social Assets programs

| | |
|--------------------|---|
| Information | [Type= discrete] [Format=numeric] [Range= 0-98] [Missing=*] |
| Statistics [NW/ W] | [Valid=9 /-] [Invalid=36883 /-] |

| Value | Label | Cases | Percentage |
|-------|-------------------------|-------|------------------------------|
| 0 | No, I have never had it | 0 | |
| 1 | Yes | 2 | <div><div></div></div> 22.2% |

File : AHRI.PIP.DREAMS_Componant.ExposureToDREAMS.2017.v1

dm_socassets_wasdreams: Was this a DREAMS service / program? Social Assets programs

| Value | Label | Cases | Percentage |
|---------|---|-------|------------|
| 2 | No | 6 | 66.7% |
| 3 | Yes, but not sure about the exact age | 0 | |
| 93 | Prefer not to answer | 0 | |
| 95 | Not had sex with this partner in the last 4 weeks | 0 | |
| 98 | Don't know | 1 | 11.1% |
| Sysmiss | | 36883 | |

Warning: these figures indicate the number of cases found in the data file. They cannot be interpreted as summary statistics of the population of interest.

dm_org_socassets_prog: Where / from which organisation was it provided? Social Assets programs

| | |
|--------------------|---|
| Information | [Type= discrete] [Format=numeric] [Range= 1-98] [Missing=*] |
| Statistics [NW/ W] | [Valid=8 /-] [Invalid=36884 /-] |

| Value | Label | Cases | Percentage |
|---------|--|-------|------------|
| 1 | DoH | 0 | |
| 2 | Private Doctor | 0 | |
| 3 | Pharmacy | 0 | |
| 4 | Africa Centre / AHRI | 0 | |
| 5 | FHI 360 | 0 | |
| 6 | Humana People to People South Africa (HPPSA) | 0 | |
| 7 | Hope International | 0 | |
| 8 | NACOSA | 0 | |
| 9 | EDI | 0 | |
| 10 | Ezibayeni | 0 | |
| 11 | Unyezi | 0 | |
| 12 | Isikondlakondla | 4 | 50.0% |
| 13 | MatCH | 0 | |
| 14 | FPD | 0 | |
| 15 | AFSA | 0 | |
| 16 | TB/HIV Care Association | 1 | 12.5% |
| 17 | DoE | 2 | 25.0% |
| 18 | Mpilonhle | 0 | |
| 19 | Star for Life | 0 | |
| 96 | Other, specify | 1 | 12.5% |
| 98 | Don't know | 0 | |
| Sysmiss | | 36884 | |

Warning: these figures indicate the number of cases found in the data file. They cannot be interpreted as summary statistics of the population of interest.

dm_org_socassets_oth: Please specify details of the other organization. Social Assets programs




| | |
|--------------------|---|
| Information | [Type= discrete] [Format=character] [Missing=*] |
| Statistics [NW/ W] | [Valid=1 /-] [Invalid=0 /-] |

dm_aware_hivtest_prog: Are you aware of the following service / program? Facility based HIV testing

| | |
|--------------------|---|
| Information | [Type= discrete] [Format=numeric] [Range= 0-98] [Missing=*] |
| Statistics [NW/ W] | [Valid=7463 /-] [Invalid=29429 /-] |

File : AHRI.PIP.DREAMS_Componant.ExposureToDREAMS.2017.v1





dm_aware_hivtest_prog: Are you aware of the following service / program? Facility based HIV testing

| Value | Label | Cases | Percentage |
|---------|---|-------|---|
| 0 | No, I have never had it | 0 | |
| 1 | Yes | 1148 |  15.4% |
| 2 | No | 6114 |  81.9% |
| 3 | Yes, but not sure about the exact age | 0 | |
| 93 | Prefer not to answer | 201 |  2.7% |
| 95 | Not had sex with this partner in the last 4 weeks | 0 | |
| 98 | Don't know | 0 | |
| Sysmiss | | 29429 | |

Warning: these figures indicate the number of cases found in the data file. They cannot be interpreted as summary statistics of the population of interest.

dm_partic_hivtest_prog: Did you participate in this service / program? Facility based HIV testing





| | |
|--------------------|---|
| Information | [Type= discrete] [Format=numeric] [Range= 0-98] [Missing=*] |
| Statistics [NW/ W] | [Valid=1150 /-] [Invalid=35742 /-] |

| Value | Label | Cases | Percentage |
|---------|---|-------|--|
| 0 | No, I have never had it | 0 | |
| 1 | Yes | 660 |  57.4% |
| 2 | No | 487 |  42.3% |
| 3 | Yes, but not sure about the exact age | 0 | |
| 93 | Prefer not to answer | 1 |  0.1% |
| 95 | Not had sex with this partner in the last 4 weeks | 0 | |
| 98 | Don't know | 2 |  0.2% |
| Sysmiss | | 35742 | |

Warning: these figures indicate the number of cases found in the data file. They cannot be interpreted as summary statistics of the population of interest.

dm_partic_hivtest_12mts: Did you participate in this service / program in the last 12 months? Facility ba


| | |
|--------------------|---|
| Information | [Type= discrete] [Format=numeric] [Range= 0-98] [Missing=*] |
| Statistics [NW/ W] | [Valid=661 /-] [Invalid=36231 /-] |

| Value | Label | Cases | Percentage |
|---------|---|-------|---|
| 0 | No, I have never had it | 0 | |
| 1 | Yes | 344 |  52.0% |
| 2 | No | 312 |  47.2% |
| 3 | Yes, but not sure about the exact age | 0 | |
| 93 | Prefer not to answer | 1 |  0.2% |
| 95 | Not had sex with this partner in the last 4 weeks | 0 | |
| 98 | Don't know | 4 |  0.6% |
| Sysmiss | | 36231 | |

Warning: these figures indicate the number of cases found in the data file. They cannot be interpreted as summary statistics of the population of interest.

dm_hivtest_wasdreams: Was this a DREAMS service / program? Facility based HIV testing

| | |
|--------------------|---|
| Information | [Type= discrete] [Format=numeric] [Range= 0-98] [Missing=*] |
| Statistics [NW/ W] | [Valid=344 /-] [Invalid=36548 /-] |

| Value | Label | Cases | Percentage |
|-------|-------------------------|-------|--|
| 0 | No, I have never had it | 0 | |
| 1 | Yes | 10 |  2.9% |

File : AHRI.PIP.DREAMS_Componant.ExposureToDREAMS.2017.v1

dm_hivtest_wasdreams: Was this a DREAMS service / program? Facility based HIV testing

| Value | Label | Cases | Percentage |
|---------|---|-------|------------|
| 2 | No | 233 | 67.7% |
| 3 | Yes, but not sure about the exact age | 0 | |
| 93 | Prefer not to answer | 1 | 0.3% |
| 95 | Not had sex with this partner in the last 4 weeks | 0 | |
| 98 | Don't know | 100 | 29.1% |
| Sysmiss | | 36548 | |

Warning: these figures indicate the number of cases found in the data file. They cannot be interpreted as summary statistics of the population of interest.

dm_org_hivtest_prog: Where / from which organisation was it provided? Facility based HIV testing

| | |
|--------------------|---|
| Information | [Type= discrete] [Format=numeric] [Range= 1-98] [Missing=*] |
| Statistics [NW/ W] | [Valid=243 /-] [Invalid=36649 /-] |

| Value | Label | Cases | Percentage |
|---------|--|-------|------------|
| 1 | DoH | 223 | 91.8% |
| 2 | Private Doctor | 4 | 1.6% |
| 3 | Pharmacy | 0 | |
| 4 | Africa Centre / AHRI | 2 | 0.8% |
| 5 | FHI 360 | 0 | |
| 6 | Humana People to People South Africa (HPPSA) | 4 | 1.6% |
| 7 | Hope International | 0 | |
| 8 | NACOSA | 0 | |
| 9 | EDI | 2 | 0.8% |
| 10 | Ezibayeni | 0 | |
| 11 | Unyezi | 0 | |
| 12 | Isikondlakondla | 3 | 1.2% |
| 13 | MatCH | 1 | 0.4% |
| 14 | FPD | 0 | |
| 15 | AFSA | 0 | |
| 16 | TB/HIV Care Association | 0 | |
| 17 | DoE | 1 | 0.4% |
| 18 | Mpilonhle | 0 | |
| 19 | Star for Life | 0 | |
| 96 | Other, specify | 3 | 1.2% |
| 98 | Don't know | 0 | |
| Sysmiss | | 36649 | |

Warning: these figures indicate the number of cases found in the data file. They cannot be interpreted as summary statistics of the population of interest.

dm_org_hivtest_oth: Please specify details of the other organization. Facility based HIV testing

| | |
|--------------------|---|
| Information | [Type= discrete] [Format=character] [Missing=*] |
| Statistics [NW/ W] | [Valid=3 /-] [Invalid=0 /-] |

dm_aware_mobiletest_prog: Are you aware of the following service / program? Mobile clinic HIV testing

| | |
|--------------------|---|
| Information | [Type= discrete] [Format=numeric] [Range= 0-98] [Missing=*] |
| Statistics [NW/ W] | [Valid=7465 /-] [Invalid=29427 /-] |

File : AHRI.PIP.DREAMS_Componant.ExposureToDREAMS.2017.v1

dm_aware_mobiletest_prog: Are you aware of the following service / program? Mobile clinic HIV testing

| Value | Label | Cases | Percentage |
|---------|---|-------|------------------------------|
| 0 | No, I have never had it | 0 | |
| 1 | Yes | 2273 | <div><div></div></div> 30.4% |
| 2 | No | 4997 | <div><div></div></div> 66.9% |
| 3 | Yes, but not sure about the exact age | 0 | |
| 93 | Prefer not to answer | 195 | <div><div></div></div> 2.6% |
| 95 | Not had sex with this partner in the last 4 weeks | 0 | |
| 98 | Don't know | 0 | |
| Sysmiss | | 29427 | |

Warning: these figures indicate the number of cases found in the data file. They cannot be interpreted as summary statistics of the population of interest.

dm_partic_mobiletest_prog: Did you participate in this service / program? Mobile clinic HIV testing

| | |
|--------------------|---|
| Information | [Type= discrete] [Format=numeric] [Range= 0-98] [Missing=*] |
| Statistics [NW/ W] | [Valid=2276 /-] [Invalid=34616 /-] |

| Value | Label | Cases | Percentage |
|---------|---|-------|------------------------------|
| 0 | No, I have never had it | 0 | |
| 1 | Yes | 654 | <div><div></div></div> 28.7% |
| 2 | No | 1621 | <div><div></div></div> 71.2% |
| 3 | Yes, but not sure about the exact age | 0 | |
| 93 | Prefer not to answer | 1 | <div><div></div></div> 0.0% |
| 95 | Not had sex with this partner in the last 4 weeks | 0 | |
| 98 | Don't know | 0 | |
| Sysmiss | | 34616 | |

Warning: these figures indicate the number of cases found in the data file. They cannot be interpreted as summary statistics of the population of interest.

dm_partic_mobiletest_12mts: Did you participate in this service / program in the last 12 months? Mobile clin

| | |
|--------------------|---|
| Information | [Type= discrete] [Format=numeric] [Range= 0-98] [Missing=*] |
| Statistics [NW/ W] | [Valid=654 /-] [Invalid=36238 /-] |

| Value | Label | Cases | Percentage |
|---------|---|-------|------------------------------|
| 0 | No, I have never had it | 0 | |
| 1 | Yes | 301 | <div><div></div></div> 46.0% |
| 2 | No | 346 | <div><div></div></div> 52.9% |
| 3 | Yes, but not sure about the exact age | 0 | |
| 93 | Prefer not to answer | 0 | |
| 95 | Not had sex with this partner in the last 4 weeks | 0 | |
| 98 | Don't know | 7 | <div><div></div></div> 1.1% |
| Sysmiss | | 36238 | |

Warning: these figures indicate the number of cases found in the data file. They cannot be interpreted as summary statistics of the population of interest.

dm_mobiletest_wasdreams: Where / from which organisation was it provided? Mobile clinic HIV testing

| | |
|--------------------|---|
| Information | [Type= discrete] [Format=numeric] [Range= 0-98] [Missing=*] |
| Statistics [NW/ W] | [Valid=301 /-] [Invalid=36591 /-] |

| Value | Label | Cases | Percentage |
|-------|-------------------------|-------|-----------------------------|
| 0 | No, I have never had it | 0 | |
| 1 | Yes | 13 | <div><div></div></div> 4.3% |

File : AHRI.PIP.DREAMS_Componant.ExposureToDREAMS.2017.v1

dm_mobiletest_wasdreams: Where / from which organisation was it provided? Mobile clinic HIV testing

| Value | Label | Cases | Percentage |
|---------|---|-------|------------|
| 2 | No | 209 | 69.4% |
| 3 | Yes, but not sure about the exact age | 0 | |
| 93 | Prefer not to answer | 2 | 0.7% |
| 95 | Not had sex with this partner in the last 4 weeks | 0 | |
| 98 | Don't know | 77 | 25.6% |
| Sysmiss | | 36591 | |

Warning: these figures indicate the number of cases found in the data file. They cannot be interpreted as summary statistics of the population of interest.

dm_org_mobiletest_prog: Was this a DREAMS service / program? Mobile clinic HIV testing










| | |
|--------------------|---|
| Information | [Type= discrete] [Format=numeric] [Range= 1-98] [Missing=*] |
| Statistics [NW/ W] | [Valid=222 /-] [Invalid=36670 /-] |

| Value | Label | Cases | Percentage |
|---------|--|-------|------------|
| 1 | DoH | 191 | 86.0% |
| 2 | Private Doctor | 2 | 0.9% |
| 3 | Pharmacy | 0 | |
| 4 | Africa Centre / AHRI | 8 | 3.6% |
| 5 | FHI 360 | 2 | 0.9% |
| 6 | Humana People to People South Africa (HPPSA) | 1 | 0.5% |
| 7 | Hope International | 0 | |
| 8 | NACOSA | 1 | 0.5% |
| 9 | EDI | 1 | 0.5% |
| 10 | Ezibayeni | 0 | |
| 11 | Unyezi | 0 | |
| 12 | Isikondlakondla | 6 | 2.7% |
| 13 | MatCH | 1 | 0.5% |
| 14 | FPD | 0 | |
| 15 | AFSA | 0 | |
| 16 | TB/HIV Care Association | 1 | 0.5% |
| 17 | DoE | 2 | 0.9% |
| 18 | Mpilonhle | 0 | |
| 19 | Star for Life | 0 | |
| 96 | Other, specify | 6 | 2.7% |
| 98 | Don't know | 0 | |
| Sysmiss | | 36670 | |

Warning: these figures indicate the number of cases found in the data file. They cannot be interpreted as summary statistics of the population of interest.

dm_org_mobiletest_oth: Please specify details of the other organization. Mobile clinic HIV testing

| | |
|--------------------|---|
| Information | [Type= discrete] [Format=character] [Missing=*] |
| Statistics [NW/ W] | [Valid=6 /-] [Invalid=0 /-] |

| # dm_aware_hometest_prog: Are you aware of the following service / program? HIV Testing at Home | | | |
|---|---|-------|---|
| Information | [Type= discrete] [Format=numeric] [Range= 0-98] [Missing=*] | | |
| Statistics [NW/ W] | [Valid=7465 /-] [Invalid=29427 /-] | | |
| Value | Label | Cases | Percentage |
| 0 | No, I have never had it | 0 | |
| 1 | Yes | 1676 |  22.5% |
| 2 | No | 5587 |  74.8% |
| 3 | Yes, but not sure about the exact age | 0 | |
| 93 | Prefer not to answer | 202 |  2.7% |
| 95 | Not had sex with this partner in the last 4 weeks | 0 | |
| 98 | Don't know | 0 | |
| Sysmiss | | 29427 | |
| Warning: these figures indicate the number of cases found in the data file. They cannot be interpreted as summary statistics of the population of interest. | | | |
| # dm_partic_hometest_prog: Did you participate in this service / program? HIV Testing at Home | | | |
| Information | [Type= discrete] [Format=numeric] [Range= 0-98] [Missing=*] | | |
| Statistics [NW/ W] | [Valid=1680 /-] [Invalid=35212 /-] | | |
| Value | Label | Cases | Percentage |
| 0 | No, I have never had it | 0 | |
| 1 | Yes | 627 |  37.3% |
| 2 | No | 1048 |  62.4% |
| 3 | Yes, but not sure about the exact age | 0 | |
| 93 | Prefer not to answer | 0 | |
| 95 | Not had sex with this partner in the last 4 weeks | 0 | |
| 98 | Don't know | 5 |  0.3% |
| Sysmiss | | 35212 | |
| Warning: these figures indicate the number of cases found in the data file. They cannot be interpreted as summary statistics of the population of interest. | | | |
| # dm_partic_hometest_12mts: Did you participate in this service / program in the last 12 months? HIV Testing | | | |
| Information | [Type= discrete] [Format=numeric] [Range= 0-98] [Missing=*] | | |
| Statistics [NW/ W] | [Valid=628 /-] [Invalid=36264 /-] | | |
| Value | Label | Cases | Percentage |
| 0 | No, I have never had it | 0 | |
| 1 | Yes | 359 |  57.2% |
| 2 | No | 212 |  33.8% |
| 3 | Yes, but not sure about the exact age | 0 | |
| 93 | Prefer not to answer | 0 | |
| 95 | Not had sex with this partner in the last 4 weeks | 0 | |
| 98 | Don't know | 57 |  9.1% |
| Sysmiss | | 36264 | |
| Warning: these figures indicate the number of cases found in the data file. They cannot be interpreted as summary statistics of the population of interest. | | | |
| # dm_hometest_wasdreams: Was this a DREAMS service / program? HIV Testing at Home | | | |
| Information | [Type= discrete] [Format=numeric] [Range= 0-98] [Missing=*] | | |
| Statistics [NW/ W] | [Valid=361 /-] [Invalid=36531 /-] | | |
| Value | Label | Cases | Percentage |
| 0 | No, I have never had it | 0 | |

| # dm_hometest_wasdreams: Was this a DREAMS service / program? HIV Testing at Home | | | |
|---|---|-------|------------------------------|
| Value | Label | Cases | Percentage |
| 1 | Yes | 14 | <div><div></div></div> 3.9% |
| 2 | No | 323 | <div><div></div></div> 89.5% |
| 3 | Yes, but not sure about the exact age | 0 | |
| 93 | Prefer not to answer | 2 | <div><div></div></div> 0.6% |
| 95 | Not had sex with this partner in the last 4 weeks | 0 | |
| 98 | Don't know | 22 | <div><div></div></div> 6.1% |
| Sysmiss | | 36531 | |
| Warning: these figures indicate the number of cases found in the data file. They cannot be interpreted as summary statistics of the population of interest. | | | |
| # dm_org_hometest_prog: Where / from which organisation was it provided? HIV Testing at Home | | | |
| Information | [Type= discrete] [Format=numeric] [Range= 1-98] [Missing=*] | | |
| Statistics [NW/ W] | [Valid=336 /-] [Invalid=36556 /-] | | |
| Value | Label | Cases | Percentage |
| 1 | DoH | 51 | <div><div></div></div> 15.2% |
| 2 | Private Doctor | 1 | <div><div></div></div> 0.3% |
| 3 | Pharmacy | 0 | |
| 4 | Africa Centre / AHRI | 255 | <div><div></div></div> 75.9% |
| 5 | FHI 360 | 6 | <div><div></div></div> 1.8% |
| 6 | Humana People to People South Africa (HPPSA) | 11 | <div><div></div></div> 3.3% |
| 7 | Hope International | 0 | |
| 8 | NACOSA | 2 | <div><div></div></div> 0.6% |
| 9 | EDI | 0 | |
| 10 | Ezibayeni | 0 | |
| 11 | Unyezi | 0 | |
| 12 | Isikondlakondla | 0 | |
| 13 | MatCH | 0 | |
| 14 | FPD | 0 | |
| 15 | AFSA | 0 | |
| 16 | TB/HIV Care Association | 1 | <div><div></div></div> 0.3% |
| 17 | DoE | 1 | <div><div></div></div> 0.3% |
| 18 | Mpilonhle | 0 | |
| 19 | Star for Life | 0 | |
| 96 | Other, specify | 8 | <div><div></div></div> 2.4% |
| 98 | Don't know | 0 | |
| Sysmiss | | 36556 | |
| Warning: these figures indicate the number of cases found in the data file. They cannot be interpreted as summary statistics of the population of interest. | | | |
| # dm_org_hometest_oth: Please specify details of the other organization. HIV Testing at Home | | | |
| Information | [Type= discrete] [Format=character] [Missing=*] | | |
| Statistics [NW/ W] | [Valid=8 /-] [Invalid=0 /-] | | |
| # dm_aware_familytest_prog: Are you aware of the following service / program? Family testing | | | |
| Information | [Type= discrete] [Format=numeric] [Range= 0-98] [Missing=*] | | |
| Statistics [NW/ W] | [Valid=7463 /-] [Invalid=29429 /-] | | |
| Value | Label | Cases | Percentage |
| 0 | No, I have never had it | 0 | |

| # dm_aware_familytest_prog: Are you aware of the following service / program? Family testing | | | |
|---|---|---|------------------------------|
| Value | Label | Cases | Percentage |
| 1 | Yes | 469 | <div><div></div></div> 6.3% |
| 2 | No | 6785 | <div><div></div></div> 90.9% |
| 3 | Yes, but not sure about the exact age | 0 | |
| 93 | Prefer not to answer | 209 | <div><div></div></div> 2.8% |
| 95 | Not had sex with this partner in the last 4 weeks | 0 | |
| 98 | Don't know | 0 | |
| Sysmiss | | 29429 | |
| Warning: these figures indicate the number of cases found in the data file. They cannot be interpreted as summary statistics of the population of interest. | | | |
| # dm_partic_familytest_prog: Did you participate in this service / program? Family testing | | | |
| Information | | [Type= discrete] [Format=numeric] [Range= 0-98] [Missing=*] | |
| Statistics [NW/ W] | | [Valid=469 /-] [Invalid=36423 /-] | |
| Value | Label | Cases | Percentage |
| 0 | No, I have never had it | 0 | |
| 1 | Yes | 52 | <div><div></div></div> 11.1% |
| 2 | No | 412 | <div><div></div></div> 87.8% |
| 3 | Yes, but not sure about the exact age | 0 | |
| 93 | Prefer not to answer | 1 | <div><div></div></div> 0.2% |
| 95 | Not had sex with this partner in the last 4 weeks | 0 | |
| 98 | Don't know | 4 | <div><div></div></div> 0.9% |
| Sysmiss | | 36423 | |
| Warning: these figures indicate the number of cases found in the data file. They cannot be interpreted as summary statistics of the population of interest. | | | |
| # dm_partic_familytest_12mts: Did you participate in this service / program in the last 12 months? Family test | | | |
| Information | | [Type= discrete] [Format=numeric] [Range= 0-98] [Missing=*] | |
| Statistics [NW/ W] | | [Valid=53 /-] [Invalid=36839 /-] | |
| Value | Label | Cases | Percentage |
| 0 | No, I have never had it | 0 | |
| 1 | Yes | 15 | <div><div></div></div> 28.3% |
| 2 | No | 36 | <div><div></div></div> 67.9% |
| 3 | Yes, but not sure about the exact age | 0 | |
| 93 | Prefer not to answer | 0 | |
| 95 | Not had sex with this partner in the last 4 weeks | 0 | |
| 98 | Don't know | 2 | <div><div></div></div> 3.8% |
| Sysmiss | | 36839 | |
| Warning: these figures indicate the number of cases found in the data file. They cannot be interpreted as summary statistics of the population of interest. | | | |
| # dm_familytest_wasdreams: Was this a DREAMS service / program? Family testing | | | |
| Information | | [Type= discrete] [Format=numeric] [Range= 0-98] [Missing=*] | |
| Statistics [NW/ W] | | [Valid=15 /-] [Invalid=36877 /-] | |
| Value | Label | Cases | Percentage |
| 0 | No, I have never had it | 0 | |
| 1 | Yes | 2 | <div><div></div></div> 13.3% |
| 2 | No | 11 | <div><div></div></div> 73.3% |
| 3 | Yes, but not sure about the exact age | 0 | |
| 93 | Prefer not to answer | 0 | |

| # dm_familytest_wasdreams: Was this a DREAMS service / program? Family testing | | | |
|---|---|-------|-------------------|
| Value | Label | Cases | Percentage |
| 95 | Not had sex with this partner in the last 4 weeks | 0 | |
| 98 | Don't know | 2 | <div></div> 13.3% |
| Sysmiss | | 36877 | |
| Warning: these figures indicate the number of cases found in the data file. They cannot be interpreted as summary statistics of the population of interest. | | | |
| # dm_org_familytest_prog: Where / from which organisation was it provided? Family testing | | | |
| Information | [Type= discrete] [Format=numeric] [Range= 1-98] [Missing=*] | | |
| Statistics [NW/ W] | [Valid=13 /-] [Invalid=36879 /-] | | |
| Value | Label | Cases | Percentage |
| 1 | DoH | 8 | <div></div> 61.5% |
| 2 | Private Doctor | 0 | |
| 3 | Pharmacy | 0 | |
| 4 | Africa Centre / AHRI | 2 | <div></div> 15.4% |
| 5 | FHI 360 | 0 | |
| 6 | Humana People to People South Africa (HPPSA) | 0 | |
| 7 | Hope International | 0 | |
| 8 | NACOSA | 1 | <div></div> 7.7% |
| 9 | EDI | 2 | <div></div> 15.4% |
| 10 | Ezibayeni | 0 | |
| 11 | Unyezi | 0 | |
| 12 | Isikondlakondla | 0 | |
| 13 | MatCH | 0 | |
| 14 | FPD | 0 | |
| 15 | AFSA | 0 | |
| 16 | TB/HIV Care Association | 0 | |
| 17 | DoE | 0 | |
| 18 | Mpilonhle | 0 | |
| 19 | Star for Life | 0 | |
| 96 | Other, specify | 0 | |
| 98 | Don't know | 0 | |
| Sysmiss | | 36879 | |
| Warning: these figures indicate the number of cases found in the data file. They cannot be interpreted as summary statistics of the population of interest. | | | |
| # dm_org_familytest_oth: Please specify details of the other organization. Family testing | | | |
| Information | [Type= discrete] [Format=character] [Missing=*] | | |
| Statistics [NW/ W] | [Valid=0 /-] [Invalid=0 /-] | | |
| # dm_aware_selftest_prog: Are you aware of the following service / program? HIV Self testing | | | |
| Information | [Type= discrete] [Format=numeric] [Range= 0-98] [Missing=*] | | |
| Statistics [NW/ W] | [Valid=7465 /-] [Invalid=29427 /-] | | |
| Value | Label | Cases | Percentage |
| 0 | No, I have never had it | 0 | |
| 1 | Yes | 776 | <div></div> 10.4% |
| 2 | No | 6477 | <div></div> 86.8% |
| 3 | Yes, but not sure about the exact age | 0 | |
| 93 | Prefer not to answer | 212 | <div></div> 2.8% |

| # dm_aware_selftest_prog: Are you aware of the following service / program? HIV Self testing | | | |
|---|---|-------|------------|
| Value | Label | Cases | Percentage |
| 95 | Not had sex with this partner in the last 4 weeks | 0 | |
| 98 | Don't know | 0 | |
| Sysmiss | | 29427 | |
| Warning: these figures indicate the number of cases found in the data file. They cannot be interpreted as summary statistics of the population of interest. | | | |
| # dm_partic_selftest_prog: Did you participate in this service / program? HIV Self testing | | | |
| Information | [Type= discrete] [Format=numeric] [Range= 0-98] [Missing=*] | | |
| Statistics [NW/ W] | [Valid=776 /-] [Invalid=36116 /-] | | |
| Value | Label | Cases | Percentage |
| 0 | No, I have never had it | 0 | |
| 1 | Yes | 144 | 18.6% |
| 2 | No | 627 | 80.8% |
| 3 | Yes, but not sure about the exact age | 0 | |
| 93 | Prefer not to answer | 3 | 0.4% |
| 95 | Not had sex with this partner in the last 4 weeks | 0 | |
| 98 | Don't know | 2 | 0.3% |
| Sysmiss | | 36116 | |
| Warning: these figures indicate the number of cases found in the data file. They cannot be interpreted as summary statistics of the population of interest. | | | |
| # dm_partic_selftest_12mts: Did you participate in this service / program in the last 12 months? HIV Self te | | | |
| Information | [Type= discrete] [Format=numeric] [Range= 0-98] [Missing=*] | | |
| Statistics [NW/ W] | [Valid=144 /-] [Invalid=36748 /-] | | |
| Value | Label | Cases | Percentage |
| 0 | No, I have never had it | 0 | |
| 1 | Yes | 58 | 40.3% |
| 2 | No | 83 | 57.6% |
| 3 | Yes, but not sure about the exact age | 0 | |
| 93 | Prefer not to answer | 1 | 0.7% |
| 95 | Not had sex with this partner in the last 4 weeks | 0 | |
| 98 | Don't know | 2 | 1.4% |
| Sysmiss | | 36748 | |
| Warning: these figures indicate the number of cases found in the data file. They cannot be interpreted as summary statistics of the population of interest. | | | |
| # dm_selftest_wasdreams: Was this a DREAMS service / program? HIV Self testing | | | |
| Information | [Type= discrete] [Format=numeric] [Range= 0-98] [Missing=*] | | |
| Statistics [NW/ W] | [Valid=58 /-] [Invalid=36834 /-] | | |
| Value | Label | Cases | Percentage |
| 0 | No, I have never had it | 0 | |
| 1 | Yes | 8 | 13.8% |
| 2 | No | 45 | 77.6% |
| 3 | Yes, but not sure about the exact age | 0 | |
| 93 | Prefer not to answer | 4 | 6.9% |
| 95 | Not had sex with this partner in the last 4 weeks | 0 | |
| 98 | Don't know | 1 | 1.7% |
| Sysmiss | | 36834 | |
| Warning: these figures indicate the number of cases found in the data file. They cannot be interpreted as summary statistics of the population of interest. | | | |

| # dm_org_selftest_prog: Where / from which organisation was it provided? HIV Self testing | | | |
|---|---|---|------------------------------|
| Information | | [Type= discrete] [Format=numeric] [Range= 1-98] [Missing=*] | |
| Statistics [NW/ W] | | [Valid=53 /-] [Invalid=36839 /-] | |
| Value | Label | Cases | Percentage |
| 1 | DoH | 36 | <div><div></div></div> 67.9% |
| 2 | Private Doctor | 1 | <div><div></div></div> 1.9% |
| 3 | Pharmacy | 1 | <div><div></div></div> 1.9% |
| 4 | Africa Centre / AHRI | 4 | <div><div></div></div> 7.5% |
| 5 | FHI 360 | 1 | <div><div></div></div> 1.9% |
| 6 | Humana People to People South Africa (HPPSA) | 0 | |
| 7 | Hope International | 0 | |
| 8 | NACOSA | 0 | |
| 9 | EDI | 0 | |
| 10 | Ezibayeni | 0 | |
| 11 | Unyezi | 0 | |
| 12 | Isikondlakondla | 1 | <div><div></div></div> 1.9% |
| 13 | MatCH | 0 | |
| 14 | FPD | 0 | |
| 15 | AFSA | 0 | |
| 16 | TB/HIV Care Association | 0 | |
| 17 | DoE | 2 | <div><div></div></div> 3.8% |
| 18 | Mpilonhle | 0 | |
| 19 | Star for Life | 0 | |
| 96 | Other, specify | 7 | <div><div></div></div> 13.2% |
| 98 | Don't know | 0 | |
| Sysmiss | | 36839 | |
| Warning: these figures indicate the number of cases found in the data file. They cannot be interpreted as summary statistics of the population of interest. | | | |
| # dm_org_selftest_oth: Please specify details of the other organization. HIV Self testing | | | |
| Information | | [Type= discrete] [Format=character] [Missing=*] | |
| Statistics [NW/ W] | | [Valid=7 /-] [Invalid=0 /-] | |
| # dm_aware_partest_prog: Are you aware of the following service / program? Partner testing | | | |
| Information | | [Type= discrete] [Format=numeric] [Range= 0-98] [Missing=*] | |
| Statistics [NW/ W] | | [Valid=7462 /-] [Invalid=29430 /-] | |
| Value | Label | Cases | Percentage |
| 0 | No, I have never had it | 0 | |
| 1 | Yes | 1040 | <div><div></div></div> 13.9% |
| 2 | No | 6202 | <div><div></div></div> 83.1% |
| 3 | Yes, but not sure about the exact age | 0 | |
| 93 | Prefer not to answer | 220 | <div><div></div></div> 2.9% |
| 95 | Not had sex with this partner in the last 4 weeks | 0 | |
| 98 | Don't know | 0 | |
| Sysmiss | | 29430 | |
| Warning: these figures indicate the number of cases found in the data file. They cannot be interpreted as summary statistics of the population of interest. | | | |
| # dm_partic_partest_prog: Did you participate in this service / program? Partner testing | | | |
| Information | | [Type= discrete] [Format=numeric] [Range= 0-98] [Missing=*] | |

| # dm_partic_partest_prog: Did you participate in this service / program? Partner testing | | | |
|---|---|---|------------------------------|
| Statistics [NW/ W] | | [Valid=1040 /-] [Invalid=35852 /-] | |
| Value | Label | Cases | Percentage |
| 0 | No, I have never had it | 0 | |
| 1 | Yes | 157 | <div><div></div></div> 15.1% |
| 2 | No | 881 | <div><div></div></div> 84.7% |
| 3 | Yes, but not sure about the exact age | 0 | |
| 93 | Prefer not to answer | 1 | <div><div></div></div> 0.1% |
| 95 | Not had sex with this partner in the last 4 weeks | 0 | |
| 98 | Don't know | 1 | <div><div></div></div> 0.1% |
| Sysmiss | | 35852 | |
| Warning: these figures indicate the number of cases found in the data file. They cannot be interpreted as summary statistics of the population of interest. | | | |
| # dm_partic_partest_12mts: Did you participate in this service / program in the last 12 months? Partner tes | | | |
| Information | | [Type= discrete] [Format=numeric] [Range= 0-98] [Missing=*] | |
| Statistics [NW/ W] | | [Valid=157 /-] [Invalid=36735 /-] | |
| Value | Label | Cases | Percentage |
| 0 | No, I have never had it | 0 | |
| 1 | Yes | 60 | <div><div></div></div> 38.2% |
| 2 | No | 93 | <div><div></div></div> 59.2% |
| 3 | Yes, but not sure about the exact age | 0 | |
| 93 | Prefer not to answer | 0 | |
| 95 | Not had sex with this partner in the last 4 weeks | 0 | |
| 98 | Don't know | 4 | <div><div></div></div> 2.5% |
| Sysmiss | | 36735 | |
| Warning: these figures indicate the number of cases found in the data file. They cannot be interpreted as summary statistics of the population of interest. | | | |
| # dm_partest_wasdreams: Was this a DREAMS service / program? Partner testing | | | |
| Information | | [Type= discrete] [Format=numeric] [Range= 0-98] [Missing=*] | |
| Statistics [NW/ W] | | [Valid=60 /-] [Invalid=36832 /-] | |
| Value | Label | Cases | Percentage |
| 0 | No, I have never had it | 0 | |
| 1 | Yes | 2 | <div><div></div></div> 3.3% |
| 2 | No | 53 | <div><div></div></div> 88.3% |
| 3 | Yes, but not sure about the exact age | 0 | |
| 93 | Prefer not to answer | 1 | <div><div></div></div> 1.7% |
| 95 | Not had sex with this partner in the last 4 weeks | 0 | |
| 98 | Don't know | 4 | <div><div></div></div> 6.7% |
| Sysmiss | | 36832 | |
| Warning: these figures indicate the number of cases found in the data file. They cannot be interpreted as summary statistics of the population of interest. | | | |
| # dm_org_partest_prog: Where / from which organisation was it provided? Partner testing | | | |
| Information | | [Type= discrete] [Format=numeric] [Range= 1-98] [Missing=*] | |
| Statistics [NW/ W] | | [Valid=55 /-] [Invalid=36837 /-] | |
| Value | Label | Cases | Percentage |
| 1 | DoH | 50 | <div><div></div></div> 90.9% |
| 2 | Private Doctor | 2 | <div><div></div></div> 3.6% |
| 3 | Pharmacy | 0 | |

| # dm_org_partest_prog: Where / from which organisation was it provided? Partner testing | | | | |
|---|---|-------|-----------------------------|-----------------------------|
| Value | Label | Cases | Percentage | |
| 4 | Africa Centre / AHRI | 2 | <div><div></div>3.6%</div> | |
| 5 | FHI 360 | 0 | | |
| 6 | Humana People to People South Africa (HPPSA) | 0 | | |
| 7 | Hope International | 0 | | |
| 8 | NACOSA | 0 | | |
| 9 | EDI | 0 | | |
| 10 | Ezibayeni | 0 | | |
| 11 | Unyezi | 0 | | |
| 12 | Isikondlakondla | 0 | | |
| 13 | MatCH | 0 | | |
| 14 | FPD | 0 | | |
| 15 | AFSA | 0 | | |
| 16 | TB/HIV Care Association | 0 | | |
| 17 | DoE | 0 | | |
| 18 | Mpilonhle | 0 | | |
| 19 | Star for Life | 0 | | |
| 96 | Other, specify | 1 | | <div><div></div>1.8%</div> |
| 98 | Don't know | 0 | | |
| Sysmiss | | 36837 | | |
| Warning: these figures indicate the number of cases found in the data file. They cannot be interpreted as summary statistics of the population of interest. | | | | |
| # dm_org_partest_oth: Please specify details of the other organization. Partner testing | | | | |
| Information | [Type= discrete] [Format=character] [Missing=*] | | | |
| Statistics [NW/ W] | [Valid=1 /-] [Invalid=0 /-] | | | |
| # dm_aware_condprov_prog: Are you aware of the following service / program? Condom provision | | | | |
| Information | [Type= discrete] [Format=numeric] [Range= 0-98] [Missing=*] | | | |
| Statistics [NW/ W] | [Valid=7465 /-] [Invalid=29427 /-] | | | |
| Value | Label | Cases | Percentage | |
| 0 | No, I have never had it | 0 | <div><div></div></div> | |
| 1 | Yes | 2853 | | <div><div></div>38.2%</div> |
| 2 | No | 4395 | | <div><div></div>58.9%</div> |
| 3 | Yes, but not sure about the exact age | 0 | <div><div></div>2.9%</div> | |
| 93 | Prefer not to answer | 217 | | |
| 95 | Not had sex with this partner in the last 4 weeks | 0 | | |
| 98 | Don't know | 0 | | |
| Sysmiss | | 29427 | | |
| Warning: these figures indicate the number of cases found in the data file. They cannot be interpreted as summary statistics of the population of interest. | | | | |
| # dm_partic_condprov_prog: Did you participate in this service / program? Condom provision | | | | |
| Information | [Type= discrete] [Format=numeric] [Range= 0-98] [Missing=*] | | | |
| Statistics [NW/ W] | [Valid=2857 /-] [Invalid=34035 /-] | | | |
| Value | Label | Cases | Percentage | |
| 0 | No, I have never had it | 0 | <div><div></div>30.2%</div> | |
| 1 | Yes | 863 | | <div><div></div>69.5%</div> |
| 2 | No | 1985 | | |

| # dm_partic_condprov_prog: Did you participate in this service / program? Condom provision | | | |
|---|---|-------|------------|
| Value | Label | Cases | Percentage |
| 3 | Yes, but not sure about the exact age | 0 | |
| 93 | Prefer not to answer | 7 | 0.2% |
| 95 | Not had sex with this partner in the last 4 weeks | 0 | |
| 98 | Don't know | 2 | 0.1% |
| Sysmiss | | 34035 | |
| Warning: these figures indicate the number of cases found in the data file. They cannot be interpreted as summary statistics of the population of interest. | | | |
| # dm_partic_condprov_12mts: Did you participate in this service / program in the last 12 months? Condom prov | | | |
| Information | [Type= discrete] [Format=numeric] [Range= 0-98] [Missing=*] | | |
| Statistics [NW/ W] | [Valid=865 /-] [Invalid=36027 /-] | | |
| Value | Label | Cases | Percentage |
| 0 | No, I have never had it | 0 | |
| 1 | Yes | 572 | 66.1% |
| 2 | No | 283 | 32.7% |
| 3 | Yes, but not sure about the exact age | 0 | |
| 93 | Prefer not to answer | 2 | 0.2% |
| 95 | Not had sex with this partner in the last 4 weeks | 0 | |
| 98 | Don't know | 8 | 0.9% |
| Sysmiss | | 36027 | |
| Warning: these figures indicate the number of cases found in the data file. They cannot be interpreted as summary statistics of the population of interest. | | | |
| # dm_condprov_wasdreams: Was this a DREAMS service / program? Condom provision | | | |
| Information | [Type= discrete] [Format=numeric] [Range= 0-98] [Missing=*] | | |
| Statistics [NW/ W] | [Valid=574 /-] [Invalid=36318 /-] | | |
| Value | Label | Cases | Percentage |
| 0 | No, I have never had it | 0 | |
| 1 | Yes | 17 | 3.0% |
| 2 | No | 474 | 82.6% |
| 3 | Yes, but not sure about the exact age | 0 | |
| 93 | Prefer not to answer | 6 | 1.0% |
| 95 | Not had sex with this partner in the last 4 weeks | 0 | |
| 98 | Don't know | 77 | 13.4% |
| Sysmiss | | 36318 | |
| Warning: these figures indicate the number of cases found in the data file. They cannot be interpreted as summary statistics of the population of interest. | | | |
| # dm_org_condprov_prog: Where / from which organisation was it provided? Condom provision | | | |
| Information | [Type= discrete] [Format=numeric] [Range= 1-98] [Missing=*] | | |
| Statistics [NW/ W] | [Valid=491 /-] [Invalid=36401 /-] | | |
| Value | Label | Cases | Percentage |
| 1 | DoH | 449 | 91.4% |
| 2 | Private Doctor | 0 | |
| 3 | Pharmacy | 7 | 1.4% |
| 4 | Africa Centre / AHRI | 14 | 2.9% |
| 5 | FHI 360 | 0 | |
| 6 | Humana People to People South Africa (HPPSA) | 1 | 0.2% |
| 7 | Hope International | 0 | |

| # dm_org_condprov_prog: Where / from which organisation was it provided? Condom provision | | | |
|---|---|-------|------------|
| Value | Label | Cases | Percentage |
| 8 | NACOSA | 1 | 0.2% |
| 9 | EDI | 2 | 0.4% |
| 10 | Ezibayeni | 0 | |
| 11 | Unyezi | 0 | |
| 12 | Isikondlakondla | 0 | |
| 13 | MatCH | 1 | 0.2% |
| 14 | FPD | 0 | |
| 15 | AFSA | 0 | |
| 16 | TB/HIV Care Association | 3 | 0.6% |
| 17 | DoE | 4 | 0.8% |
| 18 | Mpilonhle | 0 | |
| 19 | Star for Life | 0 | |
| 96 | Other, specify | 9 | 1.8% |
| 98 | Don't know | 0 | |
| Sysmiss | | 36401 | |
| Warning: these figures indicate the number of cases found in the data file. They cannot be interpreted as summary statistics of the population of interest. | | | |
| # dm_org_condprov_oth: Please specify details of the other organization. Condom provision | | | |
| Information | [Type= discrete] [Format=character] [Missing=*] | | |
| Statistics [NW/ W] | [Valid=9 /-] [Invalid=0 /-] | | |
| # dm_aware_condcomm_prog: Are you aware of the following service / program? Condom provision in the commun | | | |
| Information | [Type= discrete] [Format=numeric] [Range= 0-98] [Missing=*] | | |
| Statistics [NW/ W] | [Valid=7468 /-] [Invalid=29424 /-] | | |
| Value | Label | Cases | Percentage |
| 0 | No, I have never had it | 0 | |
| 1 | Yes | 1643 | 22.0% |
| 2 | No | 5594 | 74.9% |
| 3 | Yes, but not sure about the exact age | 0 | |
| 93 | Prefer not to answer | 231 | 3.1% |
| 95 | Not had sex with this partner in the last 4 weeks | 0 | |
| 98 | Don't know | 0 | |
| Sysmiss | | 29424 | |
| Warning: these figures indicate the number of cases found in the data file. They cannot be interpreted as summary statistics of the population of interest. | | | |
| # dm_partic_condcomm_prog: Have you ever used (participated in) the service / intervention? Condom provisio | | | |
| Information | [Type= discrete] [Format=numeric] [Range= 0-98] [Missing=*] | | |
| Statistics [NW/ W] | [Valid=1644 /-] [Invalid=35248 /-] | | |
| Value | Label | Cases | Percentage |
| 0 | No, I have never had it | 0 | |
| 1 | Yes | 294 | 17.9% |
| 2 | No | 1343 | 81.7% |
| 3 | Yes, but not sure about the exact age | 0 | |
| 93 | Prefer not to answer | 2 | 0.1% |
| 95 | Not had sex with this partner in the last 4 weeks | 0 | |
| 98 | Don't know | 5 | 0.3% |

| # dm_partic_condcomm_prog: Have you ever used (participated in) the service / intervention? Condom provisio | | | |
|---|---|-------|------------------------------|
| Value | Label | Cases | Percentage |
| Sysmiss | | 35248 | |
| Warning: these figures indicate the number of cases found in the data file. They cannot be interpreted as summary statistics of the population of interest. | | | |
| # dm_partic_condcomm_12mts: Did you use/ participate in the service in the past 12 months? Condom provision | | | |
| Information | [Type= discrete] [Format=numeric] [Range= 0-98] [Missing=*] | | |
| Statistics [NW/ W] | [Valid=294 /-] [Invalid=36598 /-] | | |
| Value | Label | Cases | Percentage |
| 0 | No, I have never had it | 0 | |
| 1 | Yes | 176 | <div><div></div></div> 59.9% |
| 2 | No | 116 | <div><div></div></div> 39.5% |
| 3 | Yes, but not sure about the exact age | 0 | |
| 93 | Prefer not to answer | 0 | |
| 95 | Not had sex with this partner in the last 4 weeks | 0 | |
| 98 | Don't know | 2 | <div><div></div></div> 0.7% |
| Sysmiss | | 36598 | |
| Warning: these figures indicate the number of cases found in the data file. They cannot be interpreted as summary statistics of the population of interest. | | | |
| # dm_condcomm_wasdreams: When you used the service in the last 12 months, was it a 'DREAMS' program? Cond | | | |
| Information | [Type= discrete] [Format=numeric] [Range= 0-98] [Missing=*] | | |
| Statistics [NW/ W] | [Valid=176 /-] [Invalid=36716 /-] | | |
| Value | Label | Cases | Percentage |
| 0 | No, I have never had it | 0 | |
| 1 | Yes | 9 | <div><div></div></div> 5.1% |
| 2 | No | 149 | <div><div></div></div> 84.7% |
| 3 | Yes, but not sure about the exact age | 0 | |
| 93 | Prefer not to answer | 0 | |
| 95 | Not had sex with this partner in the last 4 weeks | 0 | |
| 98 | Don't know | 18 | <div><div></div></div> 10.2% |
| Sysmiss | | 36716 | |
| Warning: these figures indicate the number of cases found in the data file. They cannot be interpreted as summary statistics of the population of interest. | | | |
| # dm_org_condcomm_prog: Where / from which organisation was it provided? Condom provision in the communi | | | |
| Information | [Type= discrete] [Format=numeric] [Range= 1-98] [Missing=*] | | |
| Statistics [NW/ W] | [Valid=158 /-] [Invalid=36734 /-] | | |
| Value | Label | Cases | Percentage |
| 1 | DoH | 99 | <div><div></div></div> 62.7% |
| 2 | Private Doctor | 1 | <div><div></div></div> 0.6% |
| 3 | Pharmacy | 36 | <div><div></div></div> 22.8% |
| 4 | Africa Centre / AHRI | 4 | <div><div></div></div> 2.5% |
| 5 | FHI 360 | 0 | |
| 6 | Humana People to People South Africa (HPPSA) | 2 | <div><div></div></div> 1.3% |
| 7 | Hope International | 0 | |
| 8 | NACOSA | 1 | <div><div></div></div> 0.6% |
| 9 | EDI | 1 | <div><div></div></div> 0.6% |
| 10 | Ezibayeni | 0 | |
| 11 | Unyezi | 0 | |

| # dm_org_condcomm_prog: Where / from which organisation was it provided? Condom provision in the communi | | | |
|---|---|-------|------------------------------|
| Value | Label | Cases | Percentage |
| 12 | Isikondlakondla | 2 | <div><div></div></div> 1.3% |
| 13 | MatCH | 1 | <div><div></div></div> 0.6% |
| 14 | FPD | 0 | |
| 15 | AFSA | 0 | |
| 16 | TB/HIV Care Association | 2 | <div><div></div></div> 1.3% |
| 17 | DoE | 2 | <div><div></div></div> 1.3% |
| 18 | Mpilonhle | 0 | |
| 19 | Star for Life | 0 | |
| 96 | Other, specify | 7 | <div><div></div></div> 4.4% |
| 98 | Don't know | 0 | |
| Sysmiss | | 36734 | |
| Warning: these figures indicate the number of cases found in the data file. They cannot be interpreted as summary statistics of the population of interest. | | | |
| # dm_org_condcomm_oth: Please specify details of the other organization. Condom provision in the commun | | | |
| Information | [Type= discrete] [Format=character] [Missing=*] | | |
| Statistics [NW/ W] | [Valid=7 /-] [Invalid=0 /-] | | |
| # dm_aware_counsl_prov_prog: Are you aware of the following service / program? Counselling and provision of c | | | |
| Information | [Type= discrete] [Format=numeric] [Range= 0-98] [Missing=*] | | |
| Statistics [NW/ W] | [Valid=7459 /-] [Invalid=29433 /-] | | |
| Value | Label | Cases | Percentage |
| 0 | No, I have never had it | 0 | |
| 1 | Yes | 1602 | <div><div></div></div> 21.5% |
| 2 | No | 5628 | <div><div></div></div> 75.5% |
| 3 | Yes, but not sure about the exact age | 0 | |
| 93 | Prefer not to answer | 229 | <div><div></div></div> 3.1% |
| 95 | Not had sex with this partner in the last 4 weeks | 0 | |
| 98 | Don't know | 0 | |
| Sysmiss | | 29433 | |
| Warning: these figures indicate the number of cases found in the data file. They cannot be interpreted as summary statistics of the population of interest. | | | |
| # dm_partic_counsl_prov_prog: Did you participate in this service / program? Contraception / family planning | | | |
| Information | [Type= discrete] [Format=numeric] [Range= 0-98] [Missing=*] | | |
| Statistics [NW/ W] | [Valid=1602 /-] [Invalid=35290 /-] | | |
| Value | Label | Cases | Percentage |
| 0 | No, I have never had it | 0 | |
| 1 | Yes | 505 | <div><div></div></div> 31.5% |
| 2 | No | 1092 | <div><div></div></div> 68.2% |
| 3 | Yes, but not sure about the exact age | 0 | |
| 93 | Prefer not to answer | 3 | <div><div></div></div> 0.2% |
| 95 | Not had sex with this partner in the last 4 weeks | 0 | |
| 98 | Don't know | 2 | <div><div></div></div> 0.1% |
| Sysmiss | | 35290 | |
| Warning: these figures indicate the number of cases found in the data file. They cannot be interpreted as summary statistics of the population of interest. | | | |
| # dm_partic_counsl_prv_12mts: Did you participate in this service / program in the last 12 months? Contracepti | | | |
| Information | [Type= discrete] [Format=numeric] [Range= 0-98] [Missing=*] | | |

| # dm_partic_counsl_prv_12mts: Did you participate in this service / program in the last 12 months? Contracepti | | | |
|---|---|---|------------------------------|
| Statistics [NW/ W] | | [Valid=505 /-] [Invalid=36387 /-] | |
| Value | Label | Cases | Percentage |
| 0 | No, I have never had it | 0 | |
| 1 | Yes | 278 | <div><div></div></div> 55.0% |
| 2 | No | 219 | <div><div></div></div> 43.4% |
| 3 | Yes, but not sure about the exact age | 0 | |
| 93 | Prefer not to answer | 2 | <div><div></div></div> 0.4% |
| 95 | Not had sex with this partner in the last 4 weeks | 0 | |
| 98 | Don't know | 6 | <div><div></div></div> 1.2% |
| Sysmiss | | 36387 | |
| Warning: these figures indicate the number of cases found in the data file. They cannot be interpreted as summary statistics of the population of interest. | | | |
| # dm_counsl_prov_wasdreams: Was this a DREAMS service / program? Contraception / family planning | | | |
| Information | | [Type= discrete] [Format=numeric] [Range= 0-98] [Missing=*] | |
| Statistics [NW/ W] | | [Valid=278 /-] [Invalid=36614 /-] | |
| Value | Label | Cases | Percentage |
| 0 | No, I have never had it | 0 | |
| 1 | Yes | 11 | <div><div></div></div> 4.0% |
| 2 | No | 238 | <div><div></div></div> 85.6% |
| 3 | Yes, but not sure about the exact age | 0 | |
| 93 | Prefer not to answer | 3 | <div><div></div></div> 1.1% |
| 95 | Not had sex with this partner in the last 4 weeks | 0 | |
| 98 | Don't know | 26 | <div><div></div></div> 9.4% |
| Sysmiss | | 36614 | |
| Warning: these figures indicate the number of cases found in the data file. They cannot be interpreted as summary statistics of the population of interest. | | | |
| # dm_org_counsl_prov_prog: Where / from which organisation was it provided? Contraception / family planning | | | |
| Information | | [Type= discrete] [Format=numeric] [Range= 1-98] [Missing=*] | |
| Statistics [NW/ W] | | [Valid=249 /-] [Invalid=36643 /-] | |
| Value | Label | Cases | Percentage |
| 1 | DoH | 237 | <div><div></div></div> 95.2% |
| 2 | Private Doctor | 0 | |
| 3 | Pharmacy | 3 | <div><div></div></div> 1.2% |
| 4 | Africa Centre / AHRI | 6 | <div><div></div></div> 2.4% |
| 5 | FHI 360 | 0 | |
| 6 | Humana People to People South Africa (HPPSA) | 0 | |
| 7 | Hope International | 0 | |
| 8 | NACOSA | 1 | <div><div></div></div> 0.4% |
| 9 | EDI | 0 | |
| 10 | Ezibayeni | 0 | |
| 11 | Unyezi | 0 | |
| 12 | Isikondlakondla | 0 | |
| 13 | MatCH | 0 | |
| 14 | FPD | 0 | |
| 15 | AFSA | 0 | |
| 16 | TB/HIV Care Association | 0 | |

| # dm_org_counsl_prov_prog: Where / from which organisation was it provided? Contraception / family planning | | | |
|---|---|-------|------------------------------|
| Value | Label | Cases | Percentage |
| 17 | DoE | 0 | <div><div></div></div> 0.8% |
| 18 | Mpilonhle | 0 | |
| 19 | Star for Life | 0 | |
| 96 | Other, specify | 2 | |
| 98 | Don't know | 0 | |
| Sysmiss | | 36643 | |
| Warning: these figures indicate the number of cases found in the data file. They cannot be interpreted as summary statistics of the population of interest. | | | |
| # dm_org_counsl_prov_oth: Please specify details of the other organization. Contraception / family plannin | | | |
| Information | [Type= discrete] [Format=character] [Missing=*] | | |
| Statistics [NW/ W] | [Valid=2 /-] [Invalid=0 /-] | | |
| # dm_aware_contrameth_prog: Are you aware of the following service / program? Provision of contraceptive met | | | |
| Information | [Type= continuous] [Format=numeric] [Range= 1-93] [Missing=*] | | |
| Statistics [NW/ W] | [Valid=7465 /-] [Invalid=29427 /-] [Mean=4.662 /-] [StdDev=15.862 /-] | | |
| # dm_partic_contrameth_prog: Have you ever used (participated in) the service / intervention? Provision of co | | | |
| Information | [Type= continuous] [Format=numeric] [Range= 1-98] [Missing=*] | | |
| Statistics [NW/ W] | [Valid=1333 /-] [Invalid=35559 /-] [Mean=2.041 /-] [StdDev=5.727 /-] | | |
| # dm_partic_contrameth_12mts: Did you use/ participate in the service in the past 12 months? Provision of cont | | | |
| Information | [Type= continuous] [Format=numeric] [Range= 1-98] [Missing=*] | | |
| Statistics [NW/ W] | [Valid=411 /-] [Invalid=36481 /-] [Mean=3.024 /-] [StdDev=12.526 /-] | | |
| # dm_contrameth_wasdreams: When you used the service in the last 12 months, was it a 'DREAMS' program? Prov | | | |
| Information | [Type= continuous] [Format=numeric] [Range= 1-98] [Missing=*] | | |
| Statistics [NW/ W] | [Valid=251 /-] [Invalid=36641 /-] [Mean=9.598 /-] [StdDev=25.993 /-] | | |
| # dm_org_contrameth_prog: Where / from which organisation was it provided? Provision of contraceptive meth | | | |
| Information | [Type= continuous] [Format=numeric] [Range= 1-96] [Missing=*] | | |
| Statistics [NW/ W] | [Valid=231 /-] [Invalid=36661 /-] [Mean=1.528 /-] [StdDev=6.291 /-] | | |
| # dm_org_contrameth_oth: Please specify details of the other organization. Provision of contraceptive met | | | |
| Information | [Type= discrete] [Format=character] [Missing=*] | | |
| Statistics [NW/ W] | [Valid=1 /-] [Invalid=0 /-] | | |
| # dm_aware_adolfriend_prog: Are you aware of the following service / program? Adolescent friendly services | | | |
| Information | [Type= discrete] [Format=numeric] [Range= 0-98] [Missing=*] | | |
| Statistics [NW/ W] | [Valid=2202 /-] [Invalid=34690 /-] | | |
| Value | Label | Cases | Percentage |
| 0 | No, I have never had it | 0 | <div><div></div></div> 2.3% |
| 1 | Yes | 51 | |
| 2 | No | 2092 | |
| 3 | Yes, but not sure about the exact age | 0 | <div><div></div></div> 95.0% |
| 93 | Prefer not to answer | 59 | |
| 95 | Not had sex with this partner in the last 4 weeks | 0 | |
| 98 | Don't know | 0 | <div><div></div></div> 2.7% |
| Sysmiss | | 34690 | |

| # dm_aware_adolfriend_prog: Are you aware of the following service / program? Adolescent friendly services | | | |
|---|---|-------|-------------------|
| Warning: these figures indicate the number of cases found in the data file. They cannot be interpreted as summary statistics of the population of interest. | | | |
| # dm_partic_adolfriend_prog: Did you participate in this service / program? Adolescent friendly services | | | |
| Information | [Type= discrete] [Format=numeric] [Range= 0-98] [Missing=*] | | |
| Statistics [NW/ W] | [Valid=51 /-] [Invalid=36841 /-] | | |
| Value | Label | Cases | Percentage |
| 0 | No, I have never had it | 0 | |
| 1 | Yes | 12 | <div></div> 23.5% |
| 2 | No | 38 | <div></div> 74.5% |
| 3 | Yes, but not sure about the exact age | 0 | |
| 93 | Prefer not to answer | 1 | <div></div> 2.0% |
| 95 | Not had sex with this partner in the last 4 weeks | 0 | |
| 98 | Don't know | 0 | |
| Sysmiss | | 36841 | |
| Warning: these figures indicate the number of cases found in the data file. They cannot be interpreted as summary statistics of the population of interest. | | | |

| # dm_partic_adolfriend_12mts: Did you participate in this service / program in the last 12 months? Adolescent | | | |
|---|---|-------|------------------------------|
| Information | [Type= discrete] [Format=numeric] [Range= 0-98] [Missing=*] | | |
| Statistics [NW/ W] | [Valid=13 /-] [Invalid=36879 /-] | | |
| Value | Label | Cases | Percentage |
| 0 | No, I have never had it | 0 | |
| 1 | Yes | 5 | <div><div></div></div> 38.5% |
| 2 | No | 8 | <div><div></div></div> 61.5% |
| 3 | Yes, but not sure about the exact age | 0 | |
| 93 | Prefer not to answer | 0 | |
| 95 | Not had sex with this partner in the last 4 weeks | 0 | |
| 98 | Don't know | 0 | |
| Sysmiss | | 36879 | |
| Warning: these figures indicate the number of cases found in the data file. They cannot be interpreted as summary statistics of the population of interest. | | | |
| # dm_adolfriend_wasdreams: Was this a DREAMS service / program? Adolescent friendly services | | | |
| Information | [Type= discrete] [Format=numeric] [Range= 0-98] [Missing=*] | | |
| Statistics [NW/ W] | [Valid=5 /-] [Invalid=36887 /-] | | |
| Value | Label | Cases | Percentage |
| 0 | No, I have never had it | 0 | |
| 1 | Yes | 0 | |
| 2 | No | 4 | <div><div></div></div> 80.0% |
| 3 | Yes, but not sure about the exact age | 0 | |
| 93 | Prefer not to answer | 0 | |
| 95 | Not had sex with this partner in the last 4 weeks | 0 | |
| 98 | Don't know | 1 | <div><div></div></div> 20.0% |
| Sysmiss | | 36887 | |
| Warning: these figures indicate the number of cases found in the data file. They cannot be interpreted as summary statistics of the population of interest. | | | |
| # dm_org_adolfriend_prog: Where / from which organisation was it provided? Adolescent friendly services | | | |
| Information | [Type= discrete] [Format=numeric] [Range= 1-98] [Missing=*] | | |
| Statistics [NW/ W] | [Valid=4 /-] [Invalid=36888 /-] | | |
| Value | Label | Cases | Percentage |
| 1 | DoH | 1 | <div><div></div></div> 25.0% |
| 2 | Private Doctor | 0 | |
| 3 | Pharmacy | 0 | |
| 4 | Africa Centre / AHRI | 0 | |
| 5 | FHI 360 | 0 | |
| 6 | Humana People to People South Africa (HPPSA) | 0 | |
| 7 | Hope International | 0 | |
| 8 | NACOSA | 0 | |
| 9 | EDI | 0 | |
| 10 | Ezibayeni | 0 | |
| 11 | Unyezi | 0 | |
| 12 | Isikondlakondla | 0 | |
| 13 | MatCH | 0 | |
| 14 | FPD | 0 | |
| 15 | AFSA | 0 | |

| # dm_org_adolfriend_prog: Where / from which organisation was it provided? Adolescent friendly services | | | |
|---|---|-------|------------------------------|
| Value | Label | Cases | Percentage |
| 16 | TB/HIV Care Association | 1 | <div><div></div></div> 25.0% |
| 17 | DoE | 2 | <div><div></div></div> 50.0% |
| 18 | Mpilonhle | 0 | |
| 19 | Star for Life | 0 | |
| 96 | Other, specify | 0 | |
| 98 | Don't know | 0 | |
| Sysmiss | | 36888 | |
| Warning: these figures indicate the number of cases found in the data file. They cannot be interpreted as summary statistics of the population of interest. | | | |
| # dm_org_adolfriend_oth: Please specify details of the other organization. Adolescent friendly services | | | |
| Information | [Type= discrete] [Format=character] [Missing=*] | | |
| Statistics [NW/ W] | [Valid=0 /-] [Invalid=0 /-] | | |
| # dm_aware_pep_prog: Did you participate in this service / program? Post-exposure prophylaxis (PEP) | | | |
| Information | [Type= discrete] [Format=numeric] [Range= 0-98] [Missing=*] | | |
| Statistics [NW/ W] | [Valid=7465 /-] [Invalid=29427 /-] | | |
| Value | Label | Cases | Percentage |
| 0 | No, I have never had it | 0 | |
| 1 | Yes | 266 | <div><div></div></div> 3.6% |
| 2 | No | 6973 | <div><div></div></div> 93.4% |
| 3 | Yes, but not sure about the exact age | 0 | |
| 93 | Prefer not to answer | 226 | <div><div></div></div> 3.0% |
| 95 | Not had sex with this partner in the last 4 weeks | 0 | |
| 98 | Don't know | 0 | |
| Sysmiss | | 29427 | |
| Warning: these figures indicate the number of cases found in the data file. They cannot be interpreted as summary statistics of the population of interest. | | | |
| # dm_partic_pep_prog: Are you aware of the following service / program? Post-exposure prophylaxis (PEP) | | | |
| Information | [Type= discrete] [Format=numeric] [Range= 0-98] [Missing=*] | | |
| Statistics [NW/ W] | [Valid=267 /-] [Invalid=36625 /-] | | |
| Value | Label | Cases | Percentage |
| 0 | No, I have never had it | 0 | |
| 1 | Yes | 14 | <div><div></div></div> 5.2% |
| 2 | No | 251 | <div><div></div></div> 94.0% |
| 3 | Yes, but not sure about the exact age | 0 | |
| 93 | Prefer not to answer | 0 | |
| 95 | Not had sex with this partner in the last 4 weeks | 0 | |
| 98 | Don't know | 2 | <div><div></div></div> 0.7% |
| Sysmiss | | 36625 | |
| Warning: these figures indicate the number of cases found in the data file. They cannot be interpreted as summary statistics of the population of interest. | | | |
| # dm_partic_pep_12mts: Did you participate in this service / program in the last 12 months? Post-exposu | | | |
| Information | [Type= discrete] [Format=numeric] [Range= 0-98] [Missing=*] | | |
| Statistics [NW/ W] | [Valid=14 /-] [Invalid=36878 /-] | | |
| Value | Label | Cases | Percentage |
| 0 | No, I have never had it | 0 | |

| # dm_partic_pep_12mts: Did you participate in this service / program in the last 12 months? Post-exposu | | | |
|---|---|-------|-------------------|
| Value | Label | Cases | Percentage |
| 1 | Yes | 8 | <div></div> 57.1% |
| 2 | No | 6 | <div></div> 42.9% |
| 3 | Yes, but not sure about the exact age | 0 | |
| 93 | Prefer not to answer | 0 | |
| 95 | Not had sex with this partner in the last 4 weeks | 0 | |
| 98 | Don't know | 0 | |
| Sysmiss | | 36878 | |
| Warning: these figures indicate the number of cases found in the data file. They cannot be interpreted as summary statistics of the population of interest. | | | |
| # dm_pep_wasdreams: Was this a DREAMS service / program? Post-exposure prophylaxis (PEP) | | | |
| Information | [Type= discrete] [Format=numeric] [Range= 0-98] [Missing=*] | | |
| Statistics [NW/ W] | [Valid=8 /-] [Invalid=36884 /-] | | |
| Value | Label | Cases | Percentage |
| 0 | No, I have never had it | 0 | |
| 1 | Yes | 4 | <div></div> 50.0% |
| 2 | No | 4 | <div></div> 50.0% |
| 3 | Yes, but not sure about the exact age | 0 | |
| 93 | Prefer not to answer | 0 | |
| 95 | Not had sex with this partner in the last 4 weeks | 0 | |
| 98 | Don't know | 0 | |
| Sysmiss | | 36884 | |
| Warning: these figures indicate the number of cases found in the data file. They cannot be interpreted as summary statistics of the population of interest. | | | |
| # dm_org_pep_prog: Where / from which organisation was it provided? Post-exposure prophylaxis (PEP) | | | |
| Information | [Type= discrete] [Format=numeric] [Range= 1-98] [Missing=*] | | |
| Statistics [NW/ W] | [Valid=8 /-] [Invalid=36884 /-] | | |
| Value | Label | Cases | Percentage |
| 1 | DoH | 5 | <div></div> 62.5% |
| 2 | Private Doctor | 0 | |
| 3 | Pharmacy | 0 | |
| 4 | Africa Centre / AHRI | 0 | |
| 5 | FHI 360 | 0 | |
| 6 | Humana People to People South Africa (HPPSA) | 0 | |
| 7 | Hope International | 0 | |
| 8 | NACOSA | 1 | <div></div> 12.5% |
| 9 | EDI | 0 | |
| 10 | Ezibayeni | 0 | |
| 11 | Unyezi | 0 | |
| 12 | Isikondlakondla | 0 | |
| 13 | MatCH | 0 | |
| 14 | FPD | 0 | |
| 15 | AFSA | 0 | |
| 16 | TB/HIV Care Association | 0 | |
| 17 | DoE | 1 | <div></div> 12.5% |
| 18 | Mpilonhle | 0 | |
| 19 | Star for Life | 0 | |

| # dm_org_pep_prog: Where / from which organisation was it provided? Post-exposure prophylaxis (PEP) | | | |
|---|---|-------|------------------------------|
| Value | Label | Cases | Percentage |
| 96 | Other, specify | 1 | <div><div></div></div> 12.5% |
| 98 | Don't know | 0 | |
| Sysmiss | | 36884 | |
| Warning: these figures indicate the number of cases found in the data file. They cannot be interpreted as summary statistics of the population of interest. | | | |
| # dm_org_pep_oth: Please specify details of the other organization. Post-exposure prophylaxis (PEP) | | | |
| Information | [Type= discrete] [Format=character] [Missing=*] | | |
| Statistics [NW/ W] | [Valid=1 /-] [Invalid=0 /-] | | |
| # dm_aware_stiscreen_prog: Are you aware of the following service / program? STI Screening | | | |
| Information | [Type= discrete] [Format=numeric] [Range= 0-98] [Missing=*] | | |
| Statistics [NW/ W] | [Valid=7465 /-] [Invalid=29427 /-] | | |
| Value | Label | Cases | Percentage |
| 0 | No, I have never had it | 0 | |
| 1 | Yes | 1351 | <div><div></div></div> 18.1% |
| 2 | No | 5881 | <div><div></div></div> 78.8% |
| 3 | Yes, but not sure about the exact age | 0 | |
| 93 | Prefer not to answer | 233 | <div><div></div></div> 3.1% |
| 95 | Not had sex with this partner in the last 4 weeks | 0 | |
| 98 | Don't know | 0 | |
| Sysmiss | | 29427 | |
| Warning: these figures indicate the number of cases found in the data file. They cannot be interpreted as summary statistics of the population of interest. | | | |
| # dm_partic_stiscreen_prog: Have you ever used (participated in) the service / intervention? STI Screening | | | |
| Information | [Type= discrete] [Format=numeric] [Range= 0-98] [Missing=*] | | |
| Statistics [NW/ W] | [Valid=1349 /-] [Invalid=35543 /-] | | |
| Value | Label | Cases | Percentage |
| 0 | No, I have never had it | 0 | |
| 1 | Yes | 85 | <div><div></div></div> 6.3% |
| 2 | No | 1258 | <div><div></div></div> 93.3% |
| 3 | Yes, but not sure about the exact age | 0 | |
| 93 | Prefer not to answer | 2 | <div><div></div></div> 0.1% |
| 95 | Not had sex with this partner in the last 4 weeks | 0 | |
| 98 | Don't know | 4 | <div><div></div></div> 0.3% |
| Sysmiss | | 35543 | |
| Warning: these figures indicate the number of cases found in the data file. They cannot be interpreted as summary statistics of the population of interest. | | | |
| # dm_partic_stiscreen_12mts: Did you use/ participate in the service in the past 12 months? STI Screening | | | |
| Information | [Type= discrete] [Format=numeric] [Range= 0-98] [Missing=*] | | |
| Statistics [NW/ W] | [Valid=87 /-] [Invalid=36805 /-] | | |
| Value | Label | Cases | Percentage |
| 0 | No, I have never had it | 0 | |
| 1 | Yes | 30 | <div><div></div></div> 34.5% |
| 2 | No | 56 | <div><div></div></div> 64.4% |
| 3 | Yes, but not sure about the exact age | 0 | |
| 93 | Prefer not to answer | 0 | |

| # dm_partic_stiscreen_12mts: Did you use/ participate in the service in the past 12 months? STI Screening | | | |
|---|---|-------|------------|
| Value | Label | Cases | Percentage |
| 95 | Not had sex with this partner in the last 4 weeks | 0 | |
| 98 | Don't know | 1 | 1.1% |
| Sysmiss | | 36805 | |
| Warning: these figures indicate the number of cases found in the data file. They cannot be interpreted as summary statistics of the population of interest. | | | |
| # dm_stiscreen_wasdreams: When you used the service in the last 12 months, was it a 'DREAMS' program? STI | | | |
| Information | [Type= discrete] [Format=numeric] [Range= 0-98] [Missing=*] | | |
| Statistics [NW/ W] | [Valid=30 /-] [Invalid=36862 /-] | | |
| Value | Label | Cases | Percentage |
| 0 | No, I have never had it | 0 | |
| 1 | Yes | 2 | 6.7% |
| 2 | No | 23 | 76.7% |
| 3 | Yes, but not sure about the exact age | 0 | |
| 93 | Prefer not to answer | 0 | |
| 95 | Not had sex with this partner in the last 4 weeks | 0 | |
| 98 | Don't know | 5 | 16.7% |
| Sysmiss | | 36862 | |
| Warning: these figures indicate the number of cases found in the data file. They cannot be interpreted as summary statistics of the population of interest. | | | |
| # dm_org_stiscreen_prog: Where / from which organisation was it provided? STI Screening | | | |
| Information | [Type= discrete] [Format=numeric] [Range= 1-98] [Missing=*] | | |
| Statistics [NW/ W] | [Valid=25 /-] [Invalid=36867 /-] | | |
| Value | Label | Cases | Percentage |
| 1 | DoH | 22 | 88.0% |
| 2 | Private Doctor | 0 | |
| 3 | Pharmacy | 0 | |
| 4 | Africa Centre / AHRI | 0 | |
| 5 | FHI 360 | 0 | |
| 6 | Humana People to People South Africa (HPPSA) | 0 | |
| 7 | Hope International | 0 | |
| 8 | NACOSA | 1 | 4.0% |
| 9 | EDI | 0 | |
| 10 | Ezibayeni | 0 | |
| 11 | Unyezi | 0 | |
| 12 | Isikondlakondla | 0 | |
| 13 | MatCH | 0 | |
| 14 | FPD | 0 | |
| 15 | AFSA | 0 | |
| 16 | TB/HIV Care Association | 0 | |
| 17 | DoE | 0 | |
| 18 | Mpilonhle | 0 | |
| 19 | Star for Life | 0 | |
| 96 | Other, specify | 2 | 8.0% |
| 98 | Don't know | 0 | |
| Sysmiss | | 36867 | |
| Warning: these figures indicate the number of cases found in the data file. They cannot be interpreted as summary statistics of the population of interest. | | | |

| # dm_org_stiscreen_oth: Please specify details of the other organization. STI Screening | | | |
|---|---|-------|------------------------------|
| Information | [Type= discrete] [Format=character] [Missing=*] | | |
| Statistics [NW/ W] | [Valid=2 /-] [Invalid=0 /-] | | |
| # dm_aware_stitreat_prog: Are you aware of the following service / program? STI Treatment | | | |
| Information | [Type= discrete] [Format=numeric] [Range= 0-98] [Missing=*] | | |
| Statistics [NW/ W] | [Valid=7467 /-] [Invalid=29425 /-] | | |
| Value | Label | Cases | Percentage |
| 0 | No, I have never had it | 0 | |
| 1 | Yes | 1459 | <div><div></div></div> 19.5% |
| 2 | No | 5776 | <div><div></div></div> 77.4% |
| 3 | Yes, but not sure about the exact age | 0 | |
| 93 | Prefer not to answer | 232 | <div><div></div></div> 3.1% |
| 95 | Not had sex with this partner in the last 4 weeks | 0 | |
| 98 | Don't know | 0 | |
| Sysmiss | | 29425 | |
| Warning: these figures indicate the number of cases found in the data file. They cannot be interpreted as summary statistics of the population of interest. | | | |
| # dm_partic_stitreat_prog: Have you ever used (participated in) the service / intervention? STI Treatment | | | |
| Information | [Type= discrete] [Format=numeric] [Range= 0-98] [Missing=*] | | |
| Statistics [NW/ W] | [Valid=1459 /-] [Invalid=35433 /-] | | |
| Value | Label | Cases | Percentage |
| 0 | No, I have never had it | 0 | |
| 1 | Yes | 92 | <div><div></div></div> 6.3% |
| 2 | No | 1362 | <div><div></div></div> 93.4% |
| 3 | Yes, but not sure about the exact age | 0 | |
| 93 | Prefer not to answer | 1 | <div><div></div></div> 0.1% |
| 95 | Not had sex with this partner in the last 4 weeks | 0 | |
| 98 | Don't know | 4 | <div><div></div></div> 0.3% |
| Sysmiss | | 35433 | |
| Warning: these figures indicate the number of cases found in the data file. They cannot be interpreted as summary statistics of the population of interest. | | | |
| # dm_partic_stitreat_12mts: Did you use/ participate in the service in the past 12 months? STI Treatment | | | |
| Information | [Type= discrete] [Format=numeric] [Range= 0-98] [Missing=*] | | |
| Statistics [NW/ W] | [Valid=93 /-] [Invalid=36799 /-] | | |
| Value | Label | Cases | Percentage |
| 0 | No, I have never had it | 0 | |
| 1 | Yes | 25 | <div><div></div></div> 26.9% |
| 2 | No | 65 | <div><div></div></div> 69.9% |
| 3 | Yes, but not sure about the exact age | 0 | |
| 93 | Prefer not to answer | 0 | |
| 95 | Not had sex with this partner in the last 4 weeks | 0 | |
| 98 | Don't know | 3 | <div><div></div></div> 3.2% |
| Sysmiss | | 36799 | |
| Warning: these figures indicate the number of cases found in the data file. They cannot be interpreted as summary statistics of the population of interest. | | | |
| # dm_stitreat_wasdreams: When you used the service in the last 12 months, was it a 'DREAMS' program? STI | | | |
| Information | [Type= discrete] [Format=numeric] [Range= 0-98] [Missing=*] | | |

| # dm_stitreat_wasdreams: When you used the service in the last 12 months, was it a 'DREAMS' program? STI | | | |
|---|---|---|------------------------------|
| Statistics [NW/ W] | | [Valid=25 /-] [Invalid=36867 /-] | |
| Value | Label | Cases | Percentage |
| 0 | No, I have never had it | 0 | |
| 1 | Yes | 3 | <div><div></div></div> 12.0% |
| 2 | No | 20 | <div><div></div></div> 80.0% |
| 3 | Yes, but not sure about the exact age | 0 | |
| 93 | Prefer not to answer | 0 | |
| 95 | Not had sex with this partner in the last 4 weeks | 0 | |
| 98 | Don't know | 2 | <div><div></div></div> 8.0% |
| Sysmiss | | 36867 | |
| Warning: these figures indicate the number of cases found in the data file. They cannot be interpreted as summary statistics of the population of interest. | | | |
| # dm_org_stitreat_prog: Where / from which organisation was it provided? STI Treatment | | | |
| Information | | [Type= discrete] [Format=numeric] [Range= 1-98] [Missing=*] | |
| Statistics [NW/ W] | | [Valid=23 /-] [Invalid=36869 /-] | |
| Value | Label | Cases | Percentage |
| 1 | DoH | 21 | <div><div></div></div> 91.3% |
| 2 | Private Doctor | 0 | |
| 3 | Pharmacy | 0 | |
| 4 | Africa Centre / AHRI | 0 | |
| 5 | FHI 360 | 0 | |
| 6 | Humana People to People South Africa (HPPSA) | 0 | |
| 7 | Hope International | 0 | |
| 8 | NACOSA | 1 | <div><div></div></div> 4.3% |
| 9 | EDI | 0 | |
| 10 | Ezibayeni | 0 | |
| 11 | Unyezi | 0 | |
| 12 | Isikondlakondla | 0 | |
| 13 | MatCH | 0 | |
| 14 | FPD | 0 | |
| 15 | AFSA | 0 | |
| 16 | TB/HIV Care Association | 0 | |
| 17 | DoE | 1 | <div><div></div></div> 4.3% |
| 18 | Mpilonhle | 0 | |
| 19 | Star for Life | 0 | |
| 96 | Other, specify | 0 | |
| 98 | Don't know | 0 | |
| Sysmiss | | 36869 | |
| Warning: these figures indicate the number of cases found in the data file. They cannot be interpreted as summary statistics of the population of interest. | | | |
| # dm_org_stitreat_oth: Please specify details of the other organization. STI Treatment | | | |
| Information | | [Type= discrete] [Format=character] [Missing=*] | |
| Statistics [NW/ W] | | [Valid=0 /-] [Invalid=0 /-] | |
| # dm_partic_pepserv_prog: Are you aware of the following service / program? Linkage into ART | | | |
| Information | | [Type= discrete] [Format=numeric] [Range= 0-98] [Missing=*] | |
| Statistics [NW/ W] | | [Valid=7466 /-] [Invalid=29426 /-] | |

| # dm_partic_pepserv_prog: Are you aware of the following service / program? Linkage into ART | | | |
|---|---|---|------------------------------|
| Value | Label | Cases | Percentage |
| 0 | No, I have never had it | 0 | |
| 1 | Yes | 1751 | <div><div></div></div> 23.5% |
| 2 | No | 5489 | <div><div></div></div> 73.5% |
| 3 | Yes, but not sure about the exact age | 0 | |
| 93 | Prefer not to answer | 226 | <div><div></div></div> 3.0% |
| 95 | Not had sex with this partner in the last 4 weeks | 0 | |
| 98 | Don't know | 0 | |
| Sysmiss | | 29426 | |
| Warning: these figures indicate the number of cases found in the data file. They cannot be interpreted as summary statistics of the population of interest. | | | |
| # dm_aware_pepserv_prog: Did you participate in this service / program? Linkage into ART | | | |
| Information | | [Type= discrete] [Format=numeric] [Range= 0-98] [Missing=*] | |
| Statistics [NW/ W] | | [Valid=1752 /-] [Invalid=35140 /-] | |
| Value | Label | Cases | Percentage |
| 0 | No, I have never had it | 0 | |
| 1 | Yes | 526 | <div><div></div></div> 30.0% |
| 2 | No | 1216 | <div><div></div></div> 69.4% |
| 3 | Yes, but not sure about the exact age | 0 | |
| 93 | Prefer not to answer | 9 | <div><div></div></div> 0.5% |
| 95 | Not had sex with this partner in the last 4 weeks | 0 | |
| 98 | Don't know | 1 | <div><div></div></div> 0.1% |
| Sysmiss | | 35140 | |
| Warning: these figures indicate the number of cases found in the data file. They cannot be interpreted as summary statistics of the population of interest. | | | |
| # dm_partic_pepserv_12mts: Did you participate in this service / program in the last 12 months? Linkage int | | | |
| Information | | [Type= discrete] [Format=numeric] [Range= 0-98] [Missing=*] | |
| Statistics [NW/ W] | | [Valid=525 /-] [Invalid=36367 /-] | |
| Value | Label | Cases | Percentage |
| 0 | No, I have never had it | 0 | |
| 1 | Yes | 399 | <div><div></div></div> 76.0% |
| 2 | No | 118 | <div><div></div></div> 22.5% |
| 3 | Yes, but not sure about the exact age | 0 | |
| 93 | Prefer not to answer | 0 | |
| 95 | Not had sex with this partner in the last 4 weeks | 0 | |
| 98 | Don't know | 8 | <div><div></div></div> 1.5% |
| Sysmiss | | 36367 | |
| Warning: these figures indicate the number of cases found in the data file. They cannot be interpreted as summary statistics of the population of interest. | | | |
| # dm_pepserv_wasdreams: Was this a DREAMS service / program? Linkage into ART | | | |
| Information | | [Type= discrete] [Format=numeric] [Range= 0-98] [Missing=*] | |
| Statistics [NW/ W] | | [Valid=400 /-] [Invalid=36492 /-] | |
| Value | Label | Cases | Percentage |
| 0 | No, I have never had it | 0 | |
| 1 | Yes | 17 | <div><div></div></div> 4.2% |
| 2 | No | 314 | <div><div></div></div> 78.5% |
| 3 | Yes, but not sure about the exact age | 0 | |

| # dm_pepserv_wasdreams: Was this a DREAMS service / program? Linkage into ART | | | |
|---|---|-------|------------|
| Value | Label | Cases | Percentage |
| 93 | Prefer not to answer | 4 | 1.0% |
| 95 | Not had sex with this partner in the last 4 weeks | 0 | |
| 98 | Don't know | 65 | 16.2% |
| Sysmiss | | 36492 | |
| Warning: these figures indicate the number of cases found in the data file. They cannot be interpreted as summary statistics of the population of interest. | | | |
| # dm_org_pepserv_prog: Where / from which organisation was it provided? Linkage into ART | | | |
| Information | [Type= discrete] [Format=numeric] [Range= 1-98] [Missing=*] | | |
| Statistics [NW/ W] | [Valid=331 /-] [Invalid=36561 /-] | | |
| Value | Label | Cases | Percentage |
| 1 | DoH | 312 | 94.3% |
| 2 | Private Doctor | 1 | 0.3% |
| 3 | Pharmacy | 0 | |
| 4 | Africa Centre / AHRI | 4 | 1.2% |
| 5 | FHI 360 | 1 | 0.3% |
| 6 | Humana People to People South Africa (HPPSA) | 1 | 0.3% |
| 7 | Hope International | 0 | |
| 8 | NACOSA | 1 | 0.3% |
| 9 | EDI | 0 | |
| 10 | Ezibayeni | 0 | |
| 11 | Unyezi | 0 | |
| 12 | Isikondlakondla | 0 | |
| 13 | MatCH | 0 | |
| 14 | FPD | 0 | |
| 15 | AFSA | 0 | |
| 16 | TB/HIV Care Association | 4 | 1.2% |
| 17 | DoE | 0 | |
| 18 | Mpilonhle | 0 | |
| 19 | Star for Life | 0 | |
| 96 | Other, specify | 7 | 2.1% |
| 98 | Don't know | 0 | |
| Sysmiss | | 36561 | |
| Warning: these figures indicate the number of cases found in the data file. They cannot be interpreted as summary statistics of the population of interest. | | | |
| # dm_org_pepserv_oth: Please specify details of the other organization. Linkage into ART | | | |
| Information | [Type= discrete] [Format=character] [Missing=*] | | |
| Statistics [NW/ W] | [Valid=7 /-] [Invalid=0 /-] | | |
| # dm_aware_artadhere_prog: Are you aware of the following service / program? Support for adherence to ART | | | |
| Information | [Type= discrete] [Format=numeric] [Range= 0-98] [Missing=*] | | |
| Statistics [NW/ W] | [Valid=7464 /-] [Invalid=29428 /-] | | |
| Value | Label | Cases | Percentage |
| 0 | No, I have never had it | 0 | |
| 1 | Yes | 1236 | 16.6% |
| 2 | No | 5988 | 80.2% |
| 3 | Yes, but not sure about the exact age | 0 | |

| # dm_aware_artadhere_prog: Are you aware of the following service / program? Support for adherence to ART | | | |
|---|---|-------|------------------------------|
| Value | Label | Cases | Percentage |
| 93 | Prefer not to answer | 240 | <div><div></div></div> 3.2% |
| 95 | Not had sex with this partner in the last 4 weeks | 0 | |
| 98 | Don't know | 0 | |
| Sysmiss | | 29428 | |
| Warning: these figures indicate the number of cases found in the data file. They cannot be interpreted as summary statistics of the population of interest. | | | |
| # dm_partic_artadhere_prog: Did you participate in this service / program? Support for adherence to ART | | | |
| Information | [Type= discrete] [Format=numeric] [Range= 0-98] [Missing=*] | | |
| Statistics [NW/ W] | [Valid=1238 /-] [Invalid=35654 /-] | | |
| Value | Label | Cases | Percentage |
| 0 | No, I have never had it | 0 | |
| 1 | Yes | 362 | <div><div></div></div> 29.2% |
| 2 | No | 865 | <div><div></div></div> 69.9% |
| 3 | Yes, but not sure about the exact age | 0 | |
| 93 | Prefer not to answer | 8 | <div><div></div></div> 0.6% |
| 95 | Not had sex with this partner in the last 4 weeks | 0 | |
| 98 | Don't know | 3 | <div><div></div></div> 0.2% |
| Sysmiss | | 35654 | |
| Warning: these figures indicate the number of cases found in the data file. They cannot be interpreted as summary statistics of the population of interest. | | | |
| # dm_partic_artadhere_12mts: Did you participate in this service / program in the last 12 months? Support for | | | |
| Information | [Type= discrete] [Format=numeric] [Range= 0-98] [Missing=*] | | |
| Statistics [NW/ W] | [Valid=362 /-] [Invalid=36530 /-] | | |
| Value | Label | Cases | Percentage |
| 0 | No, I have never had it | 0 | |
| 1 | Yes | 246 | <div><div></div></div> 68.0% |
| 2 | No | 108 | <div><div></div></div> 29.8% |
| 3 | Yes, but not sure about the exact age | 0 | |
| 93 | Prefer not to answer | 0 | |
| 95 | Not had sex with this partner in the last 4 weeks | 0 | |
| 98 | Don't know | 8 | <div><div></div></div> 2.2% |
| Sysmiss | | 36530 | |
| Warning: these figures indicate the number of cases found in the data file. They cannot be interpreted as summary statistics of the population of interest. | | | |
| # dm_artadhere_wasdreams: Was this a DREAMS service / program? Support for adherence to ART | | | |
| Information | [Type= discrete] [Format=numeric] [Range= 0-98] [Missing=*] | | |
| Statistics [NW/ W] | [Valid=246 /-] [Invalid=36646 /-] | | |
| Value | Label | Cases | Percentage |
| 0 | No, I have never had it | 0 | |
| 1 | Yes | 10 | <div><div></div></div> 4.1% |
| 2 | No | 189 | <div><div></div></div> 76.8% |
| 3 | Yes, but not sure about the exact age | 0 | |
| 93 | Prefer not to answer | 6 | <div><div></div></div> 2.4% |
| 95 | Not had sex with this partner in the last 4 weeks | 0 | |
| 98 | Don't know | 41 | <div><div></div></div> 16.7% |
| Sysmiss | | 36646 | |

| # dm_artadhere_wasdreams: Was this a DREAMS service / program? Support for adherence to ART | | | |
|---|---|-------|------------|
| Warning: these figures indicate the number of cases found in the data file. They cannot be interpreted as summary statistics of the population of interest. | | | |
| # dm_org_artadhere_prog: Where / from which organisation was it provided? Support for adherence to ART | | | |
| Information | [Type= discrete] [Format=numeric] [Range= 1-98] [Missing=*] | | |
| Statistics [NW/ W] | [Valid=199 -/] [Invalid=36693 -/] | | |
| Value | Label | Cases | Percentage |
| 1 | DoH | 188 | 94.5% |
| 2 | Private Doctor | 1 | 0.5% |
| 3 | Pharmacy | 0 | |
| 4 | Africa Centre / AHRI | 3 | 1.5% |
| 5 | FHI 360 | 0 | |
| 6 | Humana People to People South Africa (HPPSA) | 0 | |
| 7 | Hope International | 0 | |
| 8 | NACOSA | 1 | 0.5% |
| 9 | EDI | 0 | |
| 10 | Ezibayeni | 0 | |
| 11 | Unyezi | 0 | |
| 12 | Isikondlakondla | 0 | |
| 13 | MatCH | 0 | |
| 14 | FPD | 0 | |
| 15 | AFSA | 0 | |
| 16 | TB/HIV Care Association | 0 | |
| 17 | DoE | 1 | 0.5% |
| 18 | Mpilonhle | 0 | |
| 19 | Star for Life | 0 | |
| 96 | Other, specify | 5 | 2.5% |
| 98 | Don't know | 0 | |
| Sysmiss | | 36693 | |
| Warning: these figures indicate the number of cases found in the data file. They cannot be interpreted as summary statistics of the population of interest. | | | |
| # dm_org_artadhere_oth: Please specify details of the other organization. Support for adherence to ART | | | |
| Information | [Type= discrete] [Format=character] [Missing=*] | | |
| Statistics [NW/ W] | [Valid=5 -/] [Invalid=0 -/] | | |
| # dm_aware_pvedu_prog: Are you aware of the following service / program? Violence prevention-related tr | | | |
| Information | [Type= continuous] [Format=numeric] [Range= 1-93] [Missing=*] | | |
| Statistics [NW/ W] | [Valid=7466 -/] [Invalid=29426 -/] [Mean=4.921 -/] [StdDev=16.123 -/] | | |
| # dm_partic_pvedu_prog: Have you ever used (participated in) the service / intervention? Violence preven | | | |
| Information | [Type= discrete] [Format=numeric] [Range= 1-2] [Missing=*] | | |
| Statistics [NW/ W] | [Valid=218 -/] [Invalid=36674 -/] | | |
| # dm_partic_pvedu_12mts: Did you use/ participate in the service in the past 12 months? Violence preventi | | | |
| Information | [Type= continuous] [Format=numeric] [Range= 1-98] [Missing=*] | | |
| Statistics [NW/ W] | [Valid=20 -/] [Invalid=36872 -/] [Mean=6.5 -/] [StdDev=21.542 -/] | | |
| # dm_pvedu_wasdreams: When you used the service in the last 12 months, was it a 'DREAMS' program? Viol | | | |
| Information | [Type= discrete] [Format=numeric] [Range= 1-2] [Missing=*] | | |
| Statistics [NW/ W] | [Valid=6 -/] [Invalid=36886 -/] | | |

| # dm_org_pvedu_prog: Where / from which organisation was it provided? Violence prevention-related tra | | | |
|---|---|-------|------------------------------|
| Information | [Type= continuous] [Format=numeric] [Range= 1-96] [Missing=*] | | |
| Statistics [NW/ W] | [Valid=6 -/] [Invalid=36886 -/] [Mean=21.167 -/] [StdDev=37.145 -/] | | |
| # dm_org_pvedu_oth: Please specify details of the other organization. Violence prevention-related tr | | | |
| Information | [Type= discrete] [Format=character] [Missing=*] | | |
| Statistics [NW/ W] | [Valid=1 -/] [Invalid=0 -/] | | |
| # dm_aware_sasa_prog: Are you aware of the following service / program? SASA! program to reduce violen | | | |
| Information | [Type= discrete] [Format=numeric] [Range= 0-98] [Missing=*] | | |
| Statistics [NW/ W] | [Valid=7463 -/] [Invalid=29429 -/] | | |
| Value | Label | Cases | Percentage |
| 0 | No, I have never had it | 0 | |
| 1 | Yes | 334 | <div><div></div></div> 4.5% |
| 2 | No | 6912 | <div><div></div></div> 92.6% |
| 3 | Yes, but not sure about the exact age | 0 | |
| 93 | Prefer not to answer | 217 | <div><div></div></div> 2.9% |
| 95 | Not had sex with this partner in the last 4 weeks | 0 | |
| 98 | Don't know | 0 | |
| Sysmiss | | 29429 | |
| Warning: these figures indicate the number of cases found in the data file. They cannot be interpreted as summary statistics of the population of interest. | | | |
| # dm_partic_sasa_prog: Have you ever used (participated in) the service / intervention? SASA! program t | | | |
| Information | [Type= discrete] [Format=numeric] [Range= 0-98] [Missing=*] | | |
| Statistics [NW/ W] | [Valid=334 -/] [Invalid=36558 -/] | | |
| Value | Label | Cases | Percentage |
| 0 | No, I have never had it | 0 | |
| 1 | Yes | 81 | <div><div></div></div> 24.3% |
| 2 | No | 250 | <div><div></div></div> 74.9% |
| 3 | Yes, but not sure about the exact age | 0 | |
| 93 | Prefer not to answer | 0 | |
| 95 | Not had sex with this partner in the last 4 weeks | 0 | |
| 98 | Don't know | 3 | <div><div></div></div> 0.9% |
| Sysmiss | | 36558 | |
| Warning: these figures indicate the number of cases found in the data file. They cannot be interpreted as summary statistics of the population of interest. | | | |
| # dm_partic_sasa_12mts: Did you use/ participate in the service in the past 12 months? SASA! program to | | | |
| Information | [Type= discrete] [Format=numeric] [Range= 0-98] [Missing=*] | | |
| Statistics [NW/ W] | [Valid=81 -/] [Invalid=36811 -/] | | |
| Value | Label | Cases | Percentage |
| 0 | No, I have never had it | 0 | |
| 1 | Yes | 11 | <div><div></div></div> 13.6% |
| 2 | No | 67 | <div><div></div></div> 82.7% |
| 3 | Yes, but not sure about the exact age | 0 | |
| 93 | Prefer not to answer | 2 | <div><div></div></div> 2.5% |
| 95 | Not had sex with this partner in the last 4 weeks | 0 | |
| 98 | Don't know | 1 | <div><div></div></div> 1.2% |
| Sysmiss | | 36811 | |

| | | | |
|---|---|-------|------------|
| # dm_partic_sasa_12mts: Did you use/ participate in the service in the past 12 months? SASA! program to | | | |
| Warning: these figures indicate the number of cases found in the data file. They cannot be interpreted as summary statistics of the population of interest. | | | |
| # dm_sasa_wasdreams: When you used the service in the last 12 months, was it a 'DREAMS' program? STI | | | |
| Information | [Type= discrete] [Format=numeric] [Range= 0-98] [Missing=*] | | |
| Statistics [NW/ W] | [Valid=11 /-] [Invalid=36881 /-] | | |
| Value | Label | Cases | Percentage |
| 0 | No, I have never had it | 0 | |
| 1 | Yes | 5 | 45.5% |
| 2 | No | 6 | 54.5% |
| 3 | Yes, but not sure about the exact age | 0 | |
| 93 | Prefer not to answer | 0 | |
| 95 | Not had sex with this partner in the last 4 weeks | 0 | |
| 98 | Don't know | 0 | |
| Sysmiss | | 36881 | |
| Warning: these figures indicate the number of cases found in the data file. They cannot be interpreted as summary statistics of the population of interest. | | | |
| # dm_org_sasa_prog: Where / from which organisation was it provided? SASA! program to reduce violenc | | | |
| Information | [Type= discrete] [Format=numeric] [Range= 1-98] [Missing=*] | | |
| Statistics [NW/ W] | [Valid=11 /-] [Invalid=36881 /-] | | |
| Value | Label | Cases | Percentage |
| 1 | DoH | 3 | 27.3% |
| 2 | Private Doctor | 0 | |
| 3 | Pharmacy | 0 | |
| 4 | Africa Centre / AHRI | 1 | 9.1% |
| 5 | FHI 360 | 0 | |
| 6 | Humana People to People South Africa (HPPSA) | 5 | 45.5% |
| 7 | Hope International | 0 | |
| 8 | NACOSA | 1 | 9.1% |
| 9 | EDI | 0 | |
| 10 | Ezibayeni | 0 | |
| 11 | Unyezi | 0 | |
| 12 | Isikondlakondla | 0 | |
| 13 | MatCH | 0 | |
| 14 | FPD | 0 | |
| 15 | AFSA | 0 | |
| 16 | TB/HIV Care Association | 0 | |
| 17 | DoE | 1 | 9.1% |
| 18 | Mpilonhle | 0 | |
| 19 | Star for Life | 0 | |
| 96 | Other, specify | 0 | |
| 98 | Don't know | 0 | |
| Sysmiss | | 36881 | |
| Warning: these figures indicate the number of cases found in the data file. They cannot be interpreted as summary statistics of the population of interest. | | | |
| # dm_org_sasa_oth: Please specify details of the other organization. SASA! program to reduce violen | | | |
| Information | [Type= discrete] [Format=character] [Missing=*] | | |
| Statistics [NW/ W] | [Valid=0 /-] [Invalid=0 /-] | | |

| # dm_partic_genorm_prog: Did you participate in this service / program? Gender norms | | | |
|---|---|-------|------------------------------|
| Information | [Type= discrete] [Format=numeric] [Range= 0-98] [Missing=*] | | |
| Statistics [NW/ W] | [Valid=69 /-] [Invalid=36823 /-] | | |
| Value | Label | Cases | Percentage |
| 0 | No, I have never had it | 0 | |
| 1 | Yes | 12 | <div><div></div></div> 17.4% |
| 2 | No | 57 | <div><div></div></div> 82.6% |
| 3 | Yes, but not sure about the exact age | 0 | |
| 93 | Prefer not to answer | 0 | |
| 95 | Not had sex with this partner in the last 4 weeks | 0 | |
| 98 | Don't know | 0 | |
| Sysmiss | | 36823 | |
| Warning: these figures indicate the number of cases found in the data file. They cannot be interpreted as summary statistics of the population of interest. | | | |
| # dm_aware_genorm_prog: Are you aware of the following service / program? Gender norms and Violence prev | | | |
| Information | [Type= discrete] [Format=numeric] [Range= 0-98] [Missing=*] | | |
| Statistics [NW/ W] | [Valid=7460 /-] [Invalid=29432 /-] | | |
| Value | Label | Cases | Percentage |
| 0 | No, I have never had it | 0 | |
| 1 | Yes | 69 | <div><div></div></div> 0.9% |
| 2 | No | 7391 | <div><div></div></div> 99.1% |
| 3 | Yes, but not sure about the exact age | 0 | |
| 93 | Prefer not to answer | 0 | |
| 95 | Not had sex with this partner in the last 4 weeks | 0 | |
| 98 | Don't know | 0 | |
| Sysmiss | | 29432 | |
| Warning: these figures indicate the number of cases found in the data file. They cannot be interpreted as summary statistics of the population of interest. | | | |
| # dm_partic_genorm_12mts: Did you participate in this service / program in the last 12 months? Gender norm | | | |
| Information | [Type= discrete] [Format=numeric] [Range= 0-98] [Missing=*] | | |
| Statistics [NW/ W] | [Valid=12 /-] [Invalid=36880 /-] | | |
| Value | Label | Cases | Percentage |
| 0 | No, I have never had it | 0 | |
| 1 | Yes | 6 | <div><div></div></div> 50.0% |
| 2 | No | 6 | <div><div></div></div> 50.0% |
| 3 | Yes, but not sure about the exact age | 0 | |
| 93 | Prefer not to answer | 0 | |
| 95 | Not had sex with this partner in the last 4 weeks | 0 | |
| 98 | Don't know | 0 | |
| Sysmiss | | 36880 | |
| Warning: these figures indicate the number of cases found in the data file. They cannot be interpreted as summary statistics of the population of interest. | | | |
| # dm_genorm_wasdreams: Was this a DREAMS service / program? Gender norms | | | |
| Information | [Type= discrete] [Format=numeric] [Range= 0-98] [Missing=*] | | |
| Statistics [NW/ W] | [Valid=6 /-] [Invalid=36886 /-] | | |
| Value | Label | Cases | Percentage |
| 0 | No, I have never had it | 0 | |

dm_genorm_wasdreams: Was this a DREAMS service / program? Gender norms

| Value | Label | Cases | Percentage |
|---------|---|-------|-------------------|
| 1 | Yes | 2 | <div></div> 33.3% |
| 2 | No | 4 | <div></div> 66.7% |
| 3 | Yes, but not sure about the exact age | 0 | |
| 93 | Prefer not to answer | 0 | |
| 95 | Not had sex with this partner in the last 4 weeks | 0 | |
| 98 | Don't know | 0 | |
| Sysmiss | | 36886 | |

Warning: these figures indicate the number of cases found in the data file. They cannot be interpreted as summary statistics of the population of interest.

| # dm_org_genorm_prog: Where / from which organisation was it provided? Gender norms | | | |
|---|---|-------|-----------------------------|
| Information | [Type= discrete] [Format=character] [Missing=*] | | |
| Statistics [NW/ W] | [Valid=6 -/] [Invalid=0 -/] | | |
| # dm_org_genorm_oth: Please specify details of the other organization. Gender norms | | | |
| Information | [Type= discrete] [Format=character] [Missing=*] | | |
| Statistics [NW/ W] | [Valid=0 -/] [Invalid=0 -/] | | |
| # dm_aware_hivsti_prog: Are you aware of the following service / program?OTHER DREAMS services/programs | | | |
| Information | [Type= discrete] [Format=numeric] [Range= 0-98] [Missing=*] | | |
| Statistics [NW/ W] | [Valid=2005 -/] [Invalid=34887 -/] | | |
| Value | Label | Cases | Percentage |
| 0 | No, I have never had it | 0 | |
| 1 | Yes | 31 | <div><div></div>1.5%</div> |
| 2 | No | 1913 | <div><div></div>95.4%</div> |
| 3 | Yes, but not sure about the exact age | 0 | |
| 93 | Prefer not to answer | 61 | <div><div></div>3.0%</div> |
| 95 | Not had sex with this partner in the last 4 weeks | 0 | |
| 98 | Don't know | 0 | |
| Sysmiss | | 34887 | |
| Warning: these figures indicate the number of cases found in the data file. They cannot be interpreted as summary statistics of the population of interest. | | | |
| # dm_partic_hivsti_prog: Have you ever used (participated in) the service / intervention? OTHER DREAMS se | | | |
| Information | [Type= discrete] [Format=numeric] [Range= 0-98] [Missing=*] | | |
| Statistics [NW/ W] | [Valid=31 -/] [Invalid=36861 -/] | | |
| Value | Label | Cases | Percentage |
| 0 | No, I have never had it | 0 | |
| 1 | Yes | 4 | <div><div></div>12.9%</div> |
| 2 | No | 27 | <div><div></div>87.1%</div> |
| 3 | Yes, but not sure about the exact age | 0 | |
| 93 | Prefer not to answer | 0 | |
| 95 | Not had sex with this partner in the last 4 weeks | 0 | |
| 98 | Don't know | 0 | |
| Sysmiss | | 36861 | |
| Warning: these figures indicate the number of cases found in the data file. They cannot be interpreted as summary statistics of the population of interest. | | | |
| # dm_partic_hivsti_12mts: Did you use/ participate in the service in the past 12 months? OTHER DREAMS serv | | | |
| Information | [Type= discrete] [Format=numeric] [Range= 0-98] [Missing=*] | | |
| Statistics [NW/ W] | [Valid=4 -/] [Invalid=36888 -/] | | |
| Value | Label | Cases | Percentage |
| 0 | No, I have never had it | 0 | |
| 1 | Yes | 3 | <div><div></div>75.0%</div> |
| 2 | No | 1 | <div><div></div>25.0%</div> |
| 3 | Yes, but not sure about the exact age | 0 | |
| 93 | Prefer not to answer | 0 | |
| 95 | Not had sex with this partner in the last 4 weeks | 0 | |
| 98 | Don't know | 0 | |
| Sysmiss | | 36888 | |

| # dm_partic_hivsti_12mts: Did you use/ participate in the service in the past 12 months? OTHER DREAMS serv | | | |
|---|---|-------|------------|
| Warning: these figures indicate the number of cases found in the data file. They cannot be interpreted as summary statistics of the population of interest. | | | |
| # dm_hivsti_wasdreams: When you used the service in the last 12 months, was it a 'DREAMS' program? OTHE | | | |
| Information | [Type= discrete] [Format=numeric] [Range= 0-98] [Missing=*] | | |
| Statistics [NW/ W] | [Valid=3 /-] [Invalid=36889 /-] | | |
| Value | Label | Cases | Percentage |
| 0 | No, I have never had it | 0 | |
| 1 | Yes | 1 | 33.3% |
| 2 | No | 2 | 66.7% |
| 3 | Yes, but not sure about the exact age | 0 | |
| 93 | Prefer not to answer | 0 | |
| 95 | Not had sex with this partner in the last 4 weeks | 0 | |
| 98 | Don't know | 0 | |
| Sysmiss | | 36889 | |
| Warning: these figures indicate the number of cases found in the data file. They cannot be interpreted as summary statistics of the population of interest. | | | |
| # dm_org_hivsti_prog: Where / from which organisation was it provided? OTHER DREAMS services/programs | | | |
| Information | [Type= discrete] [Format=numeric] [Range= 1-98] [Missing=*] | | |
| Statistics [NW/ W] | [Valid=3 /-] [Invalid=36889 /-] | | |
| Value | Label | Cases | Percentage |
| 1 | DoH | 1 | 33.3% |
| 2 | Private Doctor | 1 | 33.3% |
| 3 | Pharmacy | 0 | |
| 4 | Africa Centre / AHRI | 0 | |
| 5 | FHI 360 | 0 | |
| 6 | Humana People to People South Africa (HPPSA) | 0 | |
| 7 | Hope International | 0 | |
| 8 | NACOSA | 1 | 33.3% |
| 9 | EDI | 0 | |
| 10 | Ezibayeni | 0 | |
| 11 | Unyezi | 0 | |
| 12 | Isikondlakondla | 0 | |
| 13 | MatCH | 0 | |
| 14 | FPD | 0 | |
| 15 | AFSA | 0 | |
| 16 | TB/HIV Care Association | 0 | |
| 17 | DoE | 0 | |
| 18 | Mpilonhle | 0 | |
| 19 | Star for Life | 0 | |
| 96 | Other, specify | 0 | |
| 98 | Don't know | 0 | |
| Sysmiss | | 36889 | |
| Warning: these figures indicate the number of cases found in the data file. They cannot be interpreted as summary statistics of the population of interest. | | | |
| # dm_org_hivsti_oth: Please specify details of the other organization. OTHER DREAMS services/programs | | | |
| Information | [Type= discrete] [Format=character] [Missing=*] | | |
| Statistics [NW/ W] | [Valid=0 /-] [Invalid=0 /-] | | |

| # dm_aware_schooledu_prog: Are you aware of the following service / program? HIV education or Life skills | | | |
|---|---|-------|------------------------------|
| Information | [Type= discrete] [Format=numeric] [Range= 0-98] [Missing=*] | | |
| Statistics [NW/ W] | [Valid=1362 /-] [Invalid=35530 /-] | | |
| Value | Label | Cases | Percentage |
| 0 | No, I have never had it | 0 | |
| 1 | Yes | 396 | <div><div></div></div> 29.1% |
| 2 | No | 941 | <div><div></div></div> 69.1% |
| 3 | Yes, but not sure about the exact age | 0 | |
| 93 | Prefer not to answer | 25 | <div><div></div></div> 1.8% |
| 95 | Not had sex with this partner in the last 4 weeks | 0 | |
| 98 | Don't know | 0 | |
| Sysmiss | | 35530 | |
| Warning: these figures indicate the number of cases found in the data file. They cannot be interpreted as summary statistics of the population of interest. | | | |
| # dm_partic_schooledu_prog: Did you participate in this service / program? HIV education | | | |
| Information | [Type= discrete] [Format=numeric] [Range= 0-98] [Missing=*] | | |
| Statistics [NW/ W] | [Valid=396 /-] [Invalid=36496 /-] | | |
| Value | Label | Cases | Percentage |
| 0 | No, I have never had it | 0 | |
| 1 | Yes | 256 | <div><div></div></div> 64.6% |
| 2 | No | 137 | <div><div></div></div> 34.6% |
| 3 | Yes, but not sure about the exact age | 0 | |
| 93 | Prefer not to answer | 0 | |
| 95 | Not had sex with this partner in the last 4 weeks | 0 | |
| 98 | Don't know | 3 | <div><div></div></div> 0.8% |
| Sysmiss | | 36496 | |
| Warning: these figures indicate the number of cases found in the data file. They cannot be interpreted as summary statistics of the population of interest. | | | |
| # dm_partic_schooledu_12mts: Did you participate in this service / program in the last 12 months? HIV education | | | |
| Information | [Type= discrete] [Format=numeric] [Range= 0-98] [Missing=*] | | |
| Statistics [NW/ W] | [Valid=256 /-] [Invalid=36636 /-] | | |
| Value | Label | Cases | Percentage |
| 0 | No, I have never had it | 0 | |
| 1 | Yes | 167 | <div><div></div></div> 65.2% |
| 2 | No | 88 | <div><div></div></div> 34.4% |
| 3 | Yes, but not sure about the exact age | 0 | |
| 93 | Prefer not to answer | 0 | |
| 95 | Not had sex with this partner in the last 4 weeks | 0 | |
| 98 | Don't know | 1 | <div><div></div></div> 0.4% |
| Sysmiss | | 36636 | |
| Warning: these figures indicate the number of cases found in the data file. They cannot be interpreted as summary statistics of the population of interest. | | | |
| # dm_schooledu_wasdreams: Was this a DREAMS service / program? HIV education | | | |
| Information | [Type= discrete] [Format=numeric] [Range= 0-98] [Missing=*] | | |
| Statistics [NW/ W] | [Valid=167 /-] [Invalid=36725 /-] | | |
| Value | Label | Cases | Percentage |
| 0 | No, I have never had it | 0 | |

dm_schooledu_wasdreams: Was this a DREAMS service / program? HIV education

| Value | Label | Cases | Percentage |
|---------|---|-------|------------|
| 1 | Yes | 7 | 4.2% |
| 2 | No | 150 | 89.8% |
| 3 | Yes, but not sure about the exact age | 0 | |
| 93 | Prefer not to answer | 0 | |
| 95 | Not had sex with this partner in the last 4 weeks | 0 | |
| 98 | Don't know | 10 | 6.0% |
| Sysmiss | | 36725 | |

Warning: these figures indicate the number of cases found in the data file. They cannot be interpreted as summary statistics of the population of interest.

dm_org_schooledu_prog: Where / from which organisation was it provided? HIV education

| | |
|--------------------|---|
| Information | [Type= discrete] [Format=numeric] [Range= 1-98] [Missing=*] |
| Statistics [NW/ W] | [Valid=157 /-] [Invalid=36735 /-] |

| Value | Label | Cases | Percentage |
|---------|--|-------|------------|
| 1 | DoH | 11 | 7.0% |
| 2 | Private Doctor | 1 | 0.6% |
| 3 | Pharmacy | 0 | |
| 4 | Africa Centre / AHRI | 0 | |
| 5 | FHI 360 | 0 | |
| 6 | Humana People to People South Africa (HPPSA) | 2 | 1.3% |
| 7 | Hope International | 0 | |
| 8 | NACOSA | 0 | |
| 9 | EDI | 1 | 0.6% |
| 10 | Ezibayeni | 0 | |
| 11 | Unyezi | 0 | |
| 12 | Isikondlakondla | 3 | 1.9% |
| 13 | MatCH | 0 | |
| 14 | FPD | 0 | |
| 15 | AFSA | 0 | |
| 16 | TB/HIV Care Association | 0 | |
| 17 | DoE | 129 | 82.2% |
| 18 | Mpilonhle | 0 | |
| 19 | Star for Life | 0 | |
| 96 | Other, specify | 10 | 6.4% |
| 98 | Don't know | 0 | |
| Sysmiss | | 36735 | |

Warning: these figures indicate the number of cases found in the data file. They cannot be interpreted as summary statistics of the population of interest.

File : AHRI.PIP.DREAMS_Componant.IndivEduEcoNutritionSituation.2017.v1

project_id: REDCap Project Identifier

| | |
|--------------------|--|
| Information | [Type= discrete] [Format=numeric] [Range= 143-153] [Missing=*] |
| Statistics [NW/ W] | [Valid=36892 /-] [Invalid=0 /-] |

event_id: REDCap Event Identifier

| | |
|--------------------|--|
| Information | [Type= discrete] [Format=numeric] [Range= 381-391] [Missing=*] |
| Statistics [NW/ W] | [Valid=36892 /-] [Invalid=0 /-] |

cohort: Cohort Description

| | |
|--------------------|---|
| Information | [Type= discrete] [Format=character] [Missing=*] |
| Statistics [NW/ W] | [Valid=36892 /-] [Invalid=0 /-] |

round: Round Description

| | |
|--------------------|---|
| Information | [Type= discrete] [Format=character] [Missing=*] |
| Statistics [NW/ W] | [Valid=36892 /-] [Invalid=0 /-] |

IIntId: Individual ID

| | |
|--------------------|---|
| Information | [Type= continuous] [Format=numeric] [Range= 15-213640] [Missing=*] |
| Statistics [NW/ W] | [Valid=36892 /-] [Invalid=0 /-] [Mean=73217.909 /-] [StdDev=48656.129 /-] |

ie_inschool: Are you currently still in school?

| | |
|--------------------|---|
| Information | [Type= discrete] [Format=numeric] [Range= 0-98] [Missing=*] |
| Statistics [NW/ W] | [Valid=7496 /-] [Invalid=29396 /-] |

| Value | Label | Cases | Percentage |
|---------|---|-------|------------------------------|
| 0 | No, I have never had it | 0 | |
| 1 | Yes | 1407 | <div><div></div></div> 18.8% |
| 2 | No | 6036 | <div><div></div></div> 80.5% |
| 3 | Yes, but not sure about the exact age | 0 | |
| 93 | Prefer not to answer | 53 | <div><div></div></div> 0.7% |
| 95 | Not had sex with this partner in the last 4 weeks | 0 | |
| 98 | Don't know | 0 | |
| Sysmiss | | 29396 | |

Warning: these figures indicate the number of cases found in the data file. They cannot be interpreted as summary statistics of the population of interest.

ie_schoolgrade: In which grade are you? (Grade 1

| | |
|--------------------|---|
| Information | [Type= discrete] [Format=character] [Missing=*] |
| Statistics [NW/ W] | [Valid=1409 /-] [Invalid=0 /-] |

ie_wasabstsch: Were you absent from school for any number of days this year?

| | |
|--------------------|---|
| Information | [Type= discrete] [Format=numeric] [Range= 0-98] [Missing=*] |
| Statistics [NW/ W] | [Valid=1410 /-] [Invalid=35482 /-] |

| Value | Label | Cases | Percentage |
|-------|---|-------|------------------------------|
| 0 | No, I have never had it | 0 | |
| 1 | Yes | 525 | <div><div></div></div> 37.2% |
| 2 | No | 878 | <div><div></div></div> 62.3% |
| 3 | Yes, but not sure about the exact age | 0 | |
| 93 | Prefer not to answer | 7 | <div><div></div></div> 0.5% |
| 95 | Not had sex with this partner in the last 4 weeks | 0 | |

File : AHRI.PIP.DREAMS_Componant.IndivEduEcoNutritionSituation.2017.v1

ie_wasabtsch: Were you absent from school for any number of days this year?

| Value | Label | Cases | Percentage |
|---------|------------|-------|------------|
| 98 | Don't know | 0 | |
| Sysmiss | | 35482 | |

Warning: these figures indicate the number of cases found in the data file. They cannot be interpreted as summary statistics of the population of interest.

ie_daysabssch: How many days were you absent from school?

| | |
|--------------------|---|
| Information | [Type= discrete] [Format=character] [Missing=*] |
| Statistics [NW/ W] | [Valid=525 /-] [Invalid=0 /-] |

ie_schabsreas_1: What were the main reasons why you were absent? [Don't read responses. Select al

| | |
|--------------------|---|
| Information | [Type= discrete] [Format=character] [Missing=*] |
| Statistics [NW/ W] | [Valid=270 /-] [Invalid=0 /-] |

ie_schabsreas_12: What were the main reasons why you were absent? [Don't read responses. Select al

| | |
|--------------------|---|
| Information | [Type= discrete] [Format=character] [Missing=*] |
| Statistics [NW/ W] | [Valid=10 /-] [Invalid=0 /-] |

ie_schabsreas_13: What were the main reasons why you were absent? [Don't read responses. Select al

| | |
|--------------------|---|
| Information | [Type= discrete] [Format=character] [Missing=*] |
| Statistics [NW/ W] | [Valid=0 /-] [Invalid=0 /-] |

ie_schabsreas_14: What were the main reasons why you were absent? [Don't read responses. Select al

| | |
|--------------------|---|
| Information | [Type= discrete] [Format=character] [Missing=*] |
| Statistics [NW/ W] | [Valid=6 /-] [Invalid=0 /-] |

ie_schabsreas_15: What were the main reasons why you were absent? [Don't read responses. Select al

| | |
|--------------------|---|
| Information | [Type= discrete] [Format=character] [Missing=*] |
| Statistics [NW/ W] | [Valid=3 /-] [Invalid=0 /-] |

ie_schabsreas_2: What were the main reasons why you were absent? [Don't read responses. Select al

| | |
|--------------------|---|
| Information | [Type= discrete] [Format=character] [Missing=*] |
| Statistics [NW/ W] | [Valid=164 /-] [Invalid=0 /-] |

ie_schabsreas_3: What were the main reasons why you were absent? [Don't read responses. Select al

| | |
|--------------------|---|
| Information | [Type= discrete] [Format=character] [Missing=*] |
| Statistics [NW/ W] | [Valid=21 /-] [Invalid=0 /-] |

ie_schabsreas_4: What were the main reasons why you were absent? [Don't read responses. Select al

| | |
|--------------------|---|
| Information | [Type= discrete] [Format=character] [Missing=*] |
| Statistics [NW/ W] | [Valid=47 /-] [Invalid=0 /-] |

ie_schabsreas_5: What were the main reasons why you were absent? [Don't read responses. Select al

| | |
|--------------------|---|
| Information | [Type= discrete] [Format=character] [Missing=*] |
| Statistics [NW/ W] | [Valid=10 /-] [Invalid=0 /-] |

ie_schabsreas_6: What were the main reasons why you were absent? [Don't read responses. Select al

| | |
|--------------------|---|
| Information | [Type= discrete] [Format=character] [Missing=*] |
| Statistics [NW/ W] | [Valid=6 /-] [Invalid=0 /-] |

File : AHRI.PIP.DREAMS_Componant.IndivEduEcoNutritionSituation.2017.v1

ie_schabsreas_7: What were the main reasons why you were absent? [Don't read responses. Select al

| | |
|--------------------|---|
| Information | [Type= discrete] [Format=character] [Missing=*] |
| Statistics [NW/ W] | [Valid=6 /-] [Invalid=0 /-] |

ie_schabsreas_8: What were the main reasons why you were absent? [Don't read responses. Select al

| | |
|--------------------|---|
| Information | [Type= discrete] [Format=character] [Missing=*] |
| Statistics [NW/ W] | [Valid=12 /-] [Invalid=0 /-] |

ie_schabsreas_9: What were the main reasons why you were absent? [Don't read responses. Select al

| | |
|--------------------|---|
| Information | [Type= discrete] [Format=character] [Missing=*] |
| Statistics [NW/ W] | [Valid=2 /-] [Invalid=0 /-] |

ie_schabsreas_96: What were the main reasons why you were absent? [Don't read responses. Select al

| | |
|--------------------|---|
| Information | [Type= discrete] [Format=character] [Missing=*] |
| Statistics [NW/ W] | [Valid=44 /-] [Invalid=0 /-] |

ie_absschreasoth: Please specify the other reasons for being absent

| | |
|--------------------|---|
| Information | [Type= discrete] [Format=character] [Missing=*] |
| Statistics [NW/ W] | [Valid=45 /-] [Invalid=0 /-] |

ie_foodfreq: In the last 12 months did you or any other individuals in your household ever cu

| | |
|--------------------|---|
| Information | [Type= discrete] [Format=numeric] [Range= 0-98] [Missing=*] |
| Statistics [NW/ W] | [Valid=7498 /-] [Invalid=29394 /-] |

| Value | Label | Cases | Percentage |
|---------|---|-------|------------|
| 0 | No, I have never had it | 0 | |
| 1 | Yes | 205 | 2.7% |
| 2 | No | 7223 | 96.3% |
| 3 | Yes, but not sure about the exact age | 0 | |
| 93 | Prefer not to answer | 70 | 0.9% |
| 95 | Not had sex with this partner in the last 4 weeks | 0 | |
| 98 | Don't know | 0 | |
| Sysmiss | | 29394 | |

Warning: these figures indicate the number of cases found in the data file. They cannot be interpreted as summary statistics of the population of interest.

ie_foodfreqskip: How often did this happen?

| | |
|--------------------|---|
| Information | [Type= discrete] [Format=numeric] [Range= 1-93] [Missing=*] |
| Statistics [NW/ W] | [Valid=205 /-] [Invalid=36687 /-] |

| Value | Label | Cases | Percentage |
|---------|-----------------------|-------|------------|
| 1 | Every month | 69 | 33.7% |
| 2 | Some months | 119 | 58.0% |
| 3 | Ones or twice a month | 13 | 6.3% |
| 93 | Prefer not to answer | 4 | 2.0% |
| Sysmiss | | 36687 | |

Warning: these figures indicate the number of cases found in the data file. They cannot be interpreted as summary statistics of the population of interest.

File : AHRI.PIP.DREAMS_Componant.IndivGeneralHealth.2017.v1

project_id: REDCap Project Identifier

| | |
|--------------------|--|
| Information | [Type= discrete] [Format=numeric] [Range= 143-153] [Missing=*] |
| Statistics [NW/ W] | [Valid=36892 /-] [Invalid=0 /-] |

event_id: REDCap Event Identifier

| | |
|--------------------|--|
| Information | [Type= discrete] [Format=numeric] [Range= 381-391] [Missing=*] |
| Statistics [NW/ W] | [Valid=36892 /-] [Invalid=0 /-] |

cohort: Cohort Description

| | |
|--------------------|---|
| Information | [Type= discrete] [Format=character] [Missing=*] |
| Statistics [NW/ W] | [Valid=36892 /-] [Invalid=0 /-] |

round: Round Description

| | |
|--------------------|---|
| Information | [Type= discrete] [Format=character] [Missing=*] |
| Statistics [NW/ W] | [Valid=36892 /-] [Invalid=0 /-] |

IIntId: Individual ID

| | |
|--------------------|---|
| Information | [Type= continuous] [Format=numeric] [Range= 15-213640] [Missing=*] |
| Statistics [NW/ W] | [Valid=36892 /-] [Invalid=0 /-] [Mean=73217.909 /-] [StdDev=48656.129 /-] |

hq_hiv_gettestwhere: Would you be able to get a HIV test if you wanted one?

| | |
|--------------------|---|
| Information | [Type= discrete] [Format=numeric] [Range= 0-98] [Missing=*] |
| Statistics [NW/ W] | [Valid=7488 /-] [Invalid=29404 /-] |

| Value | Label | Cases | Percentage |
|---------|---|-------|------------|
| 0 | No, I have never had it | 0 | |
| 1 | Yes | 5632 | 75.2% |
| 2 | No | 1778 | 23.7% |
| 3 | Yes, but not sure about the exact age | 0 | |
| 93 | Prefer not to answer | 78 | 1.0% |
| 95 | Not had sex with this partner in the last 4 weeks | 0 | |
| 98 | Don't know | 0 | |
| Sysmiss | | 29404 | |

Warning: these figures indicate the number of cases found in the data file. They cannot be interpreted as summary statistics of the population of interest.

hq_hiv_knwstatus: Do you think that it is important for people to know their status?

| | |
|--------------------|---|
| Information | [Type= discrete] [Format=numeric] [Range= 0-98] [Missing=*] |
| Statistics [NW/ W] | [Valid=7490 /-] [Invalid=29402 /-] |

| Value | Label | Cases | Percentage |
|---------|---|-------|------------|
| 0 | No, I have never had it | 0 | |
| 1 | Yes | 7043 | 94.0% |
| 2 | No | 353 | 4.7% |
| 3 | Yes, but not sure about the exact age | 0 | |
| 93 | Prefer not to answer | 94 | 1.3% |
| 95 | Not had sex with this partner in the last 4 weeks | 0 | |
| 98 | Don't know | 0 | |
| Sysmiss | | 29402 | |

Warning: these figures indicate the number of cases found in the data file. They cannot be interpreted as summary statistics of the population of interest.

File : AHRI.PIP.DREAMS_Componant.IndivGeneralHealth.2017.v1

hq_hiv_impctest_1: Why is it important to be HIV tested?

Information [Type= discrete] [Format=numeric] [Range= 1-96] [Missing=*]

Statistics [NW/ W] [Valid=6279 /-] [Invalid=30613 /-]

| Value | Label | Cases | Percentage |
|---------|-----------------------------------|-------|------------|
| 1 | To protect/take care of yourself | 6279 | 100.0% |
| 2 | To protect your partner | 0 | |
| 3 | To protect unborn/future children | 0 | |
| 4 | To plan for the future | 0 | |
| 96 | Other, specify | 0 | |
| Sysmiss | | 30613 | |

Warning: these figures indicate the number of cases found in the data file. They cannot be interpreted as summary statistics of the population of interest.

hq_hiv_impctest_2: Why is it important to be HIV tested?

Information [Type= discrete] [Format=numeric] [Range= 1-96] [Missing=*]

Statistics [NW/ W] [Valid=659 /-] [Invalid=36233 /-]

| Value | Label | Cases | Percentage |
|---------|-----------------------------------|-------|------------|
| 1 | To protect/take care of yourself | 0 | |
| 2 | To protect your partner | 659 | 100.0% |
| 3 | To protect unborn/future children | 0 | |
| 4 | To plan for the future | 0 | |
| 96 | Other, specify | 0 | |
| Sysmiss | | 36233 | |

Warning: these figures indicate the number of cases found in the data file. They cannot be interpreted as summary statistics of the population of interest.

hq_hiv_impctest_3: Why is it important to be HIV tested?

Information [Type= discrete] [Format=character] [Missing=*]

Statistics [NW/ W] [Valid=479 /-] [Invalid=0 /-]

hq_hiv_impctest_4: Why is it important to be HIV tested?

Information [Type= discrete] [Format=character] [Missing=*]

Statistics [NW/ W] [Valid=1068 /-] [Invalid=0 /-]

hq_hiv_impctest_96: Why is it important to be HIV tested?

Information [Type= discrete] [Format=character] [Missing=*]

Statistics [NW/ W] [Valid=16 /-] [Invalid=0 /-]

hq_hiv_impctestoth: Please specify detail on the other reason you think it is important to get teste

Information [Type= discrete] [Format=character] [Missing=*]

Statistics [NW/ W] [Valid=16 /-] [Invalid=0 /-]

hq_hiv_testwhere: Where did your last HIV test take place?

Information [Type= discrete] [Format=numeric] [Range= 1-96] [Missing=*]

Statistics [NW/ W] [Valid=5641 /-] [Invalid=31251 /-]

| Value | Label | Cases | Percentage |
|-------|-----------------------------|-------|------------|
| 1 | At a fixed health facility | 5075 | 90.0% |
| 2 | At a mobile health facility | 238 | 4.2% |
| 3 | At home | 183 | 3.2% |

File : AHRI.PIP.DREAMS_Componant.IndivGeneralHealth.2017.v1

hq_hiv_testwhere: Where did your last HIV test take place?

| Value | Label | Cases | Percentage |
|---------|----------------|-------|------------|
| 96 | Other, specify | 145 | 2.6% |
| Sysmiss | | 31251 | |

Warning: these figures indicate the number of cases found in the data file. They cannot be interpreted as summary statistics of the population of interest.

hq_hiv_testwhereoth: Please specify detail on the other place where you were tested for HIV:

| | |
|--------------------|---|
| Information | [Type= discrete] [Format=character] [Missing=*] |
| Statistics [NW/ W] | [Valid=145 /-] [Invalid=0 /-] |

hq_hiv_testoffered: Was the last HIV test offered, required or did you ask for the test?

| | |
|--------------------|--|
| Information | [Type= discrete] [Format=numeric] [Range= 1-3] [Missing=*] |
| Statistics [NW/ W] | [Valid=5636 /-] [Invalid=31256 /-] |

| Value | Label | Cases | Percentage |
|---------|--------------------|-------|------------|
| 1 | It was offered | 1392 | 24.7% |
| 2 | It was required | 1489 | 26.4% |
| 3 | I asked for a test | 2755 | 48.9% |
| Sysmiss | | 31256 | |

Warning: these figures indicate the number of cases found in the data file. They cannot be interpreted as summary statistics of the population of interest.

hq_hiv_testreas: What was the main reason for your last HIV test?

| | |
|--------------------|---|
| Information | [Type= discrete] [Format=numeric] [Range= 1-96] [Missing=*] |
| Statistics [NW/ W] | [Valid=5634 /-] [Invalid=31258 /-] |

| Value | Label | Cases | Percentage |
|---------|-----------------------------------|-------|------------|
| 1 | To protect/take care of yourself | 4426 | 78.6% |
| 2 | To protect your partner | 93 | 1.7% |
| 3 | To protect unborn/future children | 424 | 7.5% |
| 4 | To plan for the future | 579 | 10.3% |
| 96 | Other, specify | 112 | 2.0% |
| Sysmiss | | 31258 | |

Warning: these figures indicate the number of cases found in the data file. They cannot be interpreted as summary statistics of the population of interest.

hq_hiv_testreasoth: Please specify detail on the other main reason for having your last HIV test:

| | |
|--------------------|---|
| Information | [Type= discrete] [Format=character] [Missing=*] |
| Statistics [NW/ W] | [Valid=112 /-] [Invalid=0 /-] |

hq_hiv_priorcounsel: Did you receive any counselling prior to your last HIV test?

| | |
|--------------------|---|
| Information | [Type= discrete] [Format=numeric] [Range= 0-98] [Missing=*] |
| Statistics [NW/ W] | [Valid=5633 /-] [Invalid=31259 /-] |

| Value | Label | Cases | Percentage |
|-------|---|-------|------------|
| 0 | No, I have never had it | 0 | |
| 1 | Yes | 5287 | 93.9% |
| 2 | No | 318 | 5.6% |
| 3 | Yes, but not sure about the exact age | 0 | |
| 93 | Prefer not to answer | 28 | 0.5% |
| 95 | Not had sex with this partner in the last 4 weeks | 0 | |
| 98 | Don't know | 0 | |

File : AHRI.PIP.DREAMS_Componant.IndivGeneralHealth.2017.v1

hq_hiv_priorcounsel: Did you receive any counselling prior to your last HIV test?

| Value | Label | Cases | Percentage |
|---------|-------|-------|------------|
| Sysmiss | | 31259 | |

Warning: these figures indicate the number of cases found in the data file. They cannot be interpreted as summary statistics of the population of interest.

hq_refertreatm: Were you referred to HIV treatment services?

| | |
|--------------------|---|
| Information | [Type= discrete] [Format=numeric] [Range= 0-98] [Missing=*] |
| Statistics [NW/ W] | [Valid=1657 /-] [Invalid=35235 /-] |

| Value | Label | Cases | Percentage |
|---------|---|-------|------------|
| 0 | No, I have never had it | 0 | |
| 1 | Yes | 1523 | 91.9% |
| 2 | No | 120 | 7.2% |
| 3 | Yes, but not sure about the exact age | 0 | |
| 93 | Prefer not to answer | 14 | 0.8% |
| 95 | Not had sex with this partner in the last 4 weeks | 0 | |
| 98 | Don't know | 0 | |
| Sysmiss | | 35235 | |

Warning: these figures indicate the number of cases found in the data file. They cannot be interpreted as summary statistics of the population of interest.

hq_prev_arttreat: Have you ever taken ART for your own health?

| | |
|--------------------|---|
| Information | [Type= discrete] [Format=numeric] [Range= 0-98] [Missing=*] |
| Statistics [NW/ W] | [Valid=1654 /-] [Invalid=35238 /-] |

| Value | Label | Cases | Percentage |
|---------|---|-------|------------|
| 0 | No, I have never had it | 0 | |
| 1 | Yes | 1410 | 85.2% |
| 2 | No | 230 | 13.9% |
| 3 | Yes, but not sure about the exact age | 0 | |
| 93 | Prefer not to answer | 14 | 0.8% |
| 95 | Not had sex with this partner in the last 4 weeks | 0 | |
| 98 | Don't know | 0 | |
| Sysmiss | | 35238 | |

Warning: these figures indicate the number of cases found in the data file. They cannot be interpreted as summary statistics of the population of interest.

hq_art_takenmtct: Have you ever taken ART to prevent Mother To Child Transmission (MTCT)?

| | |
|--------------------|---|
| Information | [Type= discrete] [Format=numeric] [Range= 0-98] [Missing=*] |
| Statistics [NW/ W] | [Valid=1397 /-] [Invalid=35495 /-] |

| Value | Label | Cases | Percentage |
|---------|---|-------|------------|
| 0 | No, I have never had it | 0 | |
| 1 | Yes | 619 | 44.3% |
| 2 | No | 761 | 54.5% |
| 3 | Yes, but not sure about the exact age | 0 | |
| 93 | Prefer not to answer | 17 | 1.2% |
| 95 | Not had sex with this partner in the last 4 weeks | 0 | |
| 98 | Don't know | 0 | |
| Sysmiss | | 35495 | |

Warning: these figures indicate the number of cases found in the data file. They cannot be interpreted as summary statistics of the population of interest.

File : AHRI.PIP.DREAMS_Componant.IndivGeneralHealth.2017.v1

hq_art_takenstop: Have you ever had to stop ART?

Information [Type= discrete] [Format=numeric] [Range= 0-98] [Missing=*]

Statistics [NW/ W] [Valid=1410 /-] [Invalid=35482 /-]

| Value | Label | Cases | Percentage |
|---------|---|-------|------------|
| 0 | No, I have never had it | 0 | |
| 1 | Yes | 46 | 3.3% |
| 2 | No | 1362 | 96.6% |
| 3 | Yes, but not sure about the exact age | 0 | |
| 93 | Prefer not to answer | 2 | 0.1% |
| 95 | Not had sex with this partner in the last 4 weeks | 0 | |
| 98 | Don't know | 0 | |
| Sysmiss | | 35482 | |

Warning: these figures indicate the number of cases found in the data file. They cannot be interpreted as summary statistics of the population of interest.

hq_art_reastakenstop: Please provide the reason for stopping ART:

Information [Type= discrete] [Format=character] [Missing=*]

Statistics [NW/ W] [Valid=46 /-]

hq_art_exttimetake: How often do you take your ART drugs at the exact time prescribed by your doctor

Information [Type= discrete] [Format=numeric] [Range= 1-3] [Missing=*]

Statistics [NW/ W] [Valid=1507 /-] [Invalid=35385 /-]

| Value | Label | Cases | Percentage |
|---------|-----------|-------|------------|
| 1 | Often | 878 | 58.3% |
| 2 | Sometimes | 43 | 2.9% |
| 3 | Always | 586 | 38.9% |
| Sysmiss | | 35385 | |

Warning: these figures indicate the number of cases found in the data file. They cannot be interpreted as summary statistics of the population of interest.

hq_prep_knowof: Have you ever heard of PrEP? (These are tablets that people who do not have HIV

Information [Type= discrete] [Format=numeric] [Range= 0-98] [Missing=*]

Statistics [NW/ W] [Valid=7489 /-] [Invalid=29403 /-]

| Value | Label | Cases | Percentage |
|---------|---|-------|------------|
| 0 | No, I have never had it | 0 | |
| 1 | Yes | 116 | 1.5% |
| 2 | No | 7335 | 97.9% |
| 3 | Yes, but not sure about the exact age | 0 | |
| 93 | Prefer not to answer | 38 | 0.5% |
| 95 | Not had sex with this partner in the last 4 weeks | 0 | |
| 98 | Don't know | 0 | |
| Sysmiss | | 29403 | |

Warning: these figures indicate the number of cases found in the data file. They cannot be interpreted as summary statistics of the population of interest.

hq_prep_heardwhere: Where did you hear about PrEP?

Information [Type= discrete] [Format=character] [Missing=*]

Statistics [NW/ W] [Valid=116 /-] [Invalid=0 /-]

File : AHRI.PIP.DREAMS_Componant.IndivGeneralHealth.2017.v1

hq_prep_offered: Have you ever been offered PrEP?

Information [Type= discrete] [Format=numeric] [Range= 0-98] [Missing=*]

Statistics [NW/ W] [Valid=117 /-] [Invalid=36775 /-]

| Value | Label | Cases | Percentage |
|---------|---|-------|------------|
| 0 | No, I have never had it | 0 | |
| 1 | Yes | 8 | 6.8% |
| 2 | No | 109 | 93.2% |
| 3 | Yes, but not sure about the exact age | 0 | |
| 93 | Prefer not to answer | 0 | |
| 95 | Not had sex with this partner in the last 4 weeks | 0 | |
| 98 | Don't know | 0 | |
| Sysmiss | | 36775 | |

Warning: these figures indicate the number of cases found in the data file. They cannot be interpreted as summary statistics of the population of interest.

hq_prep_taken12mths: Did you use/ participate in the service in the past 12 months?

Information [Type= discrete] [Format=numeric] [Range= 0-98] [Missing=*]

Statistics [NW/ W] [Valid=8 /-] [Invalid=36884 /-]

| Value | Label | Cases | Percentage |
|---------|---|-------|------------|
| 0 | No, I have never had it | 0 | |
| 1 | Yes | 6 | 75.0% |
| 2 | No | 2 | 25.0% |
| 3 | Yes, but not sure about the exact age | 0 | |
| 93 | Prefer not to answer | 0 | |
| 95 | Not had sex with this partner in the last 4 weeks | 0 | |
| 98 | Don't know | 0 | |
| Sysmiss | | 36884 | |

Warning: these figures indicate the number of cases found in the data file. They cannot be interpreted as summary statistics of the population of interest.

hq_prep_takenfromdreams: When you used the service in the last 12 months, was it a 'DREAMS' program?

Information [Type= discrete] [Format=numeric] [Range= 0-98] [Missing=*]

Statistics [NW/ W] [Valid=6 /-] [Invalid=36886 /-]

| Value | Label | Cases | Percentage |
|---------|---|-------|------------|
| 0 | No, I have never had it | 0 | |
| 1 | Yes | 1 | 16.7% |
| 2 | No | 5 | 83.3% |
| 3 | Yes, but not sure about the exact age | 0 | |
| 93 | Prefer not to answer | 0 | |
| 95 | Not had sex with this partner in the last 4 weeks | 0 | |
| 98 | Don't know | 0 | |
| Sysmiss | | 36886 | |

Warning: these figures indicate the number of cases found in the data file. They cannot be interpreted as summary statistics of the population of interest.

hq_prep_currtaken: Are you currently taking PrEP to prevent HIV?

Information [Type= discrete] [Format=numeric] [Range= 0-98] [Missing=*]

Statistics [NW/ W] [Valid=117 /-] [Invalid=36775 /-]

File : AHRI.PIP.DREAMS_Componant.IndivGeneralHealth.2017.v1

hq_prep_currtaken: Are you currently taking PrEP to prevent HIV?

| Value | Label | Cases | Percentage |
|---------|---|-------|------------|
| 0 | No, I have never had it | 0 | |
| 1 | Yes | 1 | 0.9% |
| 2 | No | 116 | 99.1% |
| 3 | Yes, but not sure about the exact age | 0 | |
| 93 | Prefer not to answer | 0 | |
| 95 | Not had sex with this partner in the last 4 weeks | 0 | |
| 98 | Don't know | 0 | |
| Sysmiss | | 36775 | |

Warning: these figures indicate the number of cases found in the data file. They cannot be interpreted as summary statistics of the population of interest.

hq_prep_reasnottaken: Why did you decide not to take PrEP?

| | |
|--------------------|---|
| Information | [Type= discrete] [Format=numeric] [Range= 1-96] [Missing=*] |
| Statistics [NW/ W] | [Valid=0 /-] [Invalid=36892 /-] |

| Value | Label | Cases | Percentage |
|---------|---|-------|------------|
| 1 | I do not feel that I need it | 0 | |
| 2 | I am worried about its side effects or safety | 0 | |
| 3 | It is inconvenient to go through the process at the | 0 | |
| 93 | Prefer not to answer | 0 | |
| 96 | Other, specify | 0 | |
| Sysmiss | | 36892 | |

Warning: these figures indicate the number of cases found in the data file. They cannot be interpreted as summary statistics of the population of interest.

hq_prep_reasnototh: Please specify detail on the other reason why you did not take PrEP

| | |
|--------------------|---|
| Information | [Type= discrete] [Format=character] [Missing=*] |
| Statistics [NW/ W] | [Valid=0 /-] [Invalid=0 /-] |

hq_prep_getwhere: Where are you receiving PrEP? Please tell us the name of the clinic/organisation

| | |
|--------------------|--|
| Information | [Type= discrete] [Format=numeric] [Range= 1-996] [Missing=*] |
| Statistics [NW/ W] | [Valid=1 /-] [Invalid=36891 /-] |

| Value | Label | Cases | Percentage |
|-------|--|-------|------------|
| 1 | Esiyembeni | 0 | |
| 2 | Gunjaneni | 0 | |
| 3 | Kwamsane | 0 | |
| 4 | Machibini | 0 | |
| 5 | Madwaleni | 0 | |
| 6 | Mpukunyoni | 1 | 100.0% |
| 7 | Mtubatuba | 0 | |
| 8 | Nkundusi | 0 | |
| 9 | Ntondweni | 0 | |
| 10 | Somkhele | 0 | |
| 11 | Another place outside of the surveillance area | 0 | |
| 12 | Doctor | 0 | |
| 13 | Pharmacy | 0 | |
| 14 | Africa Centre / AHRI | 0 | |

File : AHRI.PIP.DREAMS_Componant.IndivGeneralHealth.2017.v1

hq_prep_getwhere: Where are you receiving PrEP? Please tell us the name of the clinic/organisation

| Value | Label | Cases | Percentage |
|---------|--|-------|------------|
| 15 | FHI 360 | 0 | |
| 16 | Humana People to People South Africa (HPPSA) | 0 | |
| 17 | Hope International | 0 | |
| 18 | NACOSA | 0 | |
| 19 | EDI | 0 | |
| 20 | Ezibayeni | 0 | |
| 21 | Unyezi | 0 | |
| 22 | Isikondlakondla | 0 | |
| 23 | MatCH | 0 | |
| 24 | FPD | 0 | |
| 25 | AFSA | 0 | |
| 26 | TB/HIV Care Association | 0 | |
| 27 | School/DOE | 0 | |
| 96 | Another place within the surveillance area | 0 | |
| 996 | other organization | 0 | |
| Sysmiss | | 36891 | |

Warning: these figures indicate the number of cases found in the data file. They cannot be interpreted as summary statistics of the population of interest.

hq_prep_getwhereoth_in: Please specify details of the place you receive PrEP

| | |
|--------------------|---|
| Information | [Type= discrete] [Format=character] [Missing=*] |
| Statistics [NW/ W] | [Valid=0 /-] [Invalid=0 /-] |

hq_prep_getwhereoth_out: Please specify details of the place you receive PrEP

| | |
|--------------------|---|
| Information | [Type= discrete] [Format=character] [Missing=*] |
| Statistics [NW/ W] | [Valid=0 /-] [Invalid=0 /-] |

hq_prep_getwhereoth_org: Please specify details of the other organization

| | |
|--------------------|---|
| Information | [Type= discrete] [Format=character] [Missing=*] |
| Statistics [NW/ W] | [Valid=0 /-] [Invalid=0 /-] |

hq_prep_takendaily: Do you take PrEP every day?

| | |
|--------------------|---|
| Information | [Type= discrete] [Format=numeric] [Range= 0-98] [Missing=*] |
| Statistics [NW/ W] | [Valid=1 /-] [Invalid=36891 /-] |

| Value | Label | Cases | Percentage |
|---------|---|-------|------------|
| 0 | No, I have never had it | 0 | |
| 1 | Yes | 1 | 100.0% |
| 2 | No | 0 | |
| 3 | Yes, but not sure about the exact age | 0 | |
| 93 | Prefer not to answer | 0 | |
| 95 | Not had sex with this partner in the last 4 weeks | 0 | |
| 98 | Don't know | 0 | |
| Sysmiss | | 36891 | |

Warning: these figures indicate the number of cases found in the data file. They cannot be interpreted as summary statistics of the population of interest.


hq_prep_taketime: When you take your PrEP do you usually take it at the same time?

| | |
|-------------|---|
| Information | [Type= discrete] [Format=numeric] [Range= 0-98] [Missing=*] |
|-------------|---|

File : AHRI.PIP.DREAMS_Componant.IndivGeneralHealth.2017.v1

hq_prep_taketime: When you take your PrEP do you usually take it at the same time?

Statistics [NW/ W] [Valid=1 /-] [Invalid=36891 /-]

| Value | Label | Cases | Percentage |
|---------|---|-------|--|
| 0 | No, I have never had it | 0 | |
| 1 | Yes | 1 |  100.0% |
| 2 | No | 0 | |
| 3 | Yes, but not sure about the exact age | 0 | |
| 93 | Prefer not to answer | 0 | |
| 95 | Not had sex with this partner in the last 4 weeks | 0 | |
| 98 | Don't know | 0 | |
| Sysmiss | | 36891 | |

Warning: these figures indicate the number of cases found in the data file. They cannot be interpreted as summary statistics of the population of interest.

hq_prep_takenstrug_2: Are you struggling to take you PrEP drugs as advised by the doctor because (plea

Information [Type= discrete] [Format=character] [Missing=*]

Statistics [NW/ W] [Valid=1 /-] [Invalid=0 /-]

| Value | Label | Cases | Percentage |
|-------|-------|-------|--|
| 2 | | 1 |  100.0% |

Warning: these figures indicate the number of cases found in the data file. They cannot be interpreted as summary statistics of the population of interest.

hq_prep_takenstrugpoth: Please specify other reason for not taking your PrEP as described:


Information [Type= discrete] [Format=character] [Missing=*]

Statistics [NW/ W] [Valid=0 /-] [Invalid=0 /-]

hq_prep_takensupp: Have you been supported by [name of intervention/NGO etc] to take your PrEP dru

Information [Type= discrete] [Format=numeric] [Range= 0-98] [Missing=*]

Statistics [NW/ W] [Valid=1 /-] [Invalid=36891 /-]



| Value | Label | Cases | Percentage |
|---------|---|-------|--|
| 0 | No, I have never had it | 0 | |
| 1 | Yes | 1 |  100.0% |
| 2 | No | 0 | |
| 3 | Yes, but not sure about the exact age | 0 | |
| 93 | Prefer not to answer | 0 | |
| 95 | Not had sex with this partner in the last 4 weeks | 0 | |
| 98 | Don't know | 0 | |
| Sysmiss | | 36891 | |

Warning: these figures indicate the number of cases found in the data file. They cannot be interpreted as summary statistics of the population of interest.

hq_everSmoke: In your whole life up to now, have you ever smoked a cigarette?

Information [Type= discrete] [Format=numeric] [Range= 0-98] [Missing=*]

Statistics [NW/ W] [Valid=7487 /-] [Invalid=29405 /-]

| Value | Label | Cases | Percentage |
|-------|---------------------------------------|-------|---|
| 0 | No, I have never had it | 0 | |
| 1 | Yes | 484 |  6.5% |
| 2 | No | 6951 |  92.8% |
| 3 | Yes, but not sure about the exact age | 0 | |

File : AHRI.PIP.DREAMS_Componant.IndivGeneralHealth.2017.v1

hq_everSmoke: In your whole life up to now, have you ever smoked a cigarette?

| Value | Label | Cases | Percentage |
|---------|---|-------|------------|
| 93 | Prefer not to answer | 52 | 0.7% |
| 95 | Not had sex with this partner in the last 4 weeks | 0 | |
| 98 | Don't know | 0 | |
| Sysmiss | | 29405 | |

Warning: these figures indicate the number of cases found in the data file. They cannot be interpreted as summary statistics of the population of interest.

hq_frstsmoke_age: How old were you when you smoked your first cigarette? If you can't remember, pl

| | |
|--------------------|---|
| Information | [Type= discrete] [Format=character] [Missing=*] |
| Statistics [NW/ W] | [Valid=484 /-] [Invalid=0 /-] |

hq_dayssmoked_mths: How many days have you smoked at least one cigarette in the past month? [number

| | |
|--------------------|---|
| Information | [Type= discrete] [Format=character] [Missing=*] |
| Statistics [NW/ W] | [Valid=484 /-] [Invalid=0 /-] |

hq_smokless_tabac: Have you used smokeless tobacco products such as snuff or chewing tobacco in the

| | |
|--------------------|---|
| Information | [Type= discrete] [Format=numeric] [Range= 0-98] [Missing=*] |
| Statistics [NW/ W] | [Valid=484 /-] [Invalid=36408 /-] |

| Value | Label | Cases | Percentage |
|---------|---|-------|------------|
| 0 | No, I have never had it | 0 | |
| 1 | Yes | 37 | 7.6% |
| 2 | No | 445 | 91.9% |
| 3 | Yes, but not sure about the exact age | 0 | |
| 93 | Prefer not to answer | 2 | 0.4% |
| 95 | Not had sex with this partner in the last 4 weeks | 0 | |
| 98 | Don't know | 0 | |
| Sysmiss | | 36408 | |

Warning: these figures indicate the number of cases found in the data file. They cannot be interpreted as summary statistics of the population of interest.

hq_everdrink: In your whole life up to now, have you ever drunk one "drink" of alcohol (e.g. a

| | |
|--------------------|---|
| Information | [Type= discrete] [Format=numeric] [Range= 0-98] [Missing=*] |
| Statistics [NW/ W] | [Valid=7490 /-] [Invalid=29402 /-] |

| Value | Label | Cases | Percentage |
|---------|---|-------|------------|
| 0 | No, I have never had it | 0 | |
| 1 | Yes | 972 | 13.0% |
| 2 | No | 6441 | 86.0% |
| 3 | Yes, but not sure about the exact age | 0 | |
| 93 | Prefer not to answer | 77 | 1.0% |
| 95 | Not had sex with this partner in the last 4 weeks | 0 | |
| 98 | Don't know | 0 | |
| Sysmiss | | 29402 | |

Warning: these figures indicate the number of cases found in the data file. They cannot be interpreted as summary statistics of the population of interest.

hq_frstdrink_age: How old were you when you drank your first drink? If you can't remember, please

| | |
|--------------------|---|
| Information | [Type= discrete] [Format=character] [Missing=*] |
| Statistics [NW/ W] | [Valid=970 /-] [Invalid=0 /-] |

File : AHRI.PIP.DREAMS_Componant.IndivGeneralHealth.2017.v1

hq_daysdrunk_mths: How many days have you drunk at least one drink in the past month? [number of da

| | |
|---------------------------|---|
| Information | [Type= discrete] [Format=character] [Missing=*] |
| Statistics [NW/ W] | [Valid=971 /-] [Invalid=0 /-] |

hq_more5drinks_day: How many days have you drunk 5 or more drinks (in succession) on one or more day

| | |
|---------------------------|---|
| Information | [Type= discrete] [Format=character] [Missing=*] |
| Statistics [NW/ W] | [Valid=970 /-] [Invalid=0 /-] |

| # hq_everuse_cannab: In your whole life up to now, have you ever used cannabis (dagga)? | | | |
|---|---|-------|------------------------------|
| Information | [Type= discrete] [Format=numeric] [Range= 0-98] [Missing=*] | | |
| Statistics [NW/ W] | [Valid=7488 /-] [Invalid=29404 /-] | | |
| Value | Label | Cases | Percentage |
| 0 | No, I have never had it | 0 | |
| 1 | Yes | 137 | <div><div></div>1.8%</div> |
| 2 | No | 7303 | <div><div></div>97.5%</div> |
| 3 | Yes, but not sure about the exact age | 0 | |
| 93 | Prefer not to answer | 48 | <div><div></div>0.6%</div> |
| 95 | Not had sex with this partner in the last 4 weeks | 0 | |
| 98 | Don't know | 0 | |
| Sysmiss | | 29404 | |
| Warning: these figures indicate the number of cases found in the data file. They cannot be interpreted as summary statistics of the population of interest. | | | |
| # hq_frstcannab_age: How old were you when you used cannabis (dagga)? If you can't remember, please g | | | |
| Information | [Type= discrete] [Format=character] [Missing=*] | | |
| Statistics [NW/ W] | [Valid=137 /-] [Invalid=0 /-] | | |
| # hq_dayscannab_mths: How many days have you used cannabis in the past month? [number of days] | | | |
| Information | [Type= discrete] [Format=character] [Missing=*] | | |
| Statistics [NW/ W] | [Valid=137 /-] [Invalid=0 /-] | | |
| # hq_usedoth_drugs_2: Have you ever used other drugs such as (Tick all that apply) | | | |
| Information | [Type= discrete] [Format=numeric] [Range= 2-96] [Missing=*] | | |
| Statistics [NW/ W] | [Valid=7453 /-] [Invalid=29439 /-] | | |
| Value | Label | Cases | Percentage |
| 2 | No | 7453 | <div><div></div>100.0%</div> |
| 3 | Inhalants like glue, paint thinners, benzine or petrol | 0 | |
| 4 | Methaqualone (Mandrax) | 0 | |
| 5 | Cocaine | 0 | |
| 6 | Heroin | 0 | |
| 7 | Club drugs, Specify | 0 | |
| 8 | Over-the counter drugs, Specify | 0 | |
| 9 | Prescription drugs, Specify | 0 | |
| 93 | Prefer not to answer | 0 | |
| 96 | Other, Specify | 0 | |
| Sysmiss | | 29439 | |
| Warning: these figures indicate the number of cases found in the data file. They cannot be interpreted as summary statistics of the population of interest. | | | |
| # hq_usedoth_drugs_3: Have you ever used other drugs such as (Tick all that apply) | | | |
| Information | [Type= discrete] [Format=numeric] [Range= 2-96] [Missing=*] | | |
| Statistics [NW/ W] | [Valid=5 /-] [Invalid=36887 /-] | | |
| Value | Label | Cases | Percentage |
| 2 | No | 0 | |
| 3 | Inhalants like glue, paint thinners, benzine or petrol | 5 | <div><div></div>100.0%</div> |
| 4 | Methaqualone (Mandrax) | 0 | |
| 5 | Cocaine | 0 | |
| 6 | Heroin | 0 | |

| # hq_usedoth_drugs_3: Have you ever used other drugs such as (Tick all that apply) | | | |
|---|---|-------|------------|
| Value | Label | Cases | Percentage |
| 7 | Club drugs, Specify | 0 | |
| 8 | Over-the counter drugs, Specify | 0 | |
| 9 | Prescription drugs, Specify | 0 | |
| 93 | Prefer not to answer | 0 | |
| 96 | Other, Specify | 0 | |
| Sysmiss | | 36887 | |
| Warning: these figures indicate the number of cases found in the data file. They cannot be interpreted as summary statistics of the population of interest. | | | |
| # hq_usedoth_drugs_4: Have you ever used other drugs such as (Tick all that apply) | | | |
| Information | [Type= discrete] [Format=numeric] [Range= 2-96] [Missing=*] | | |
| Statistics [NW/ W] | [Valid=2 /-] [Invalid=36890 /-] | | |
| Value | Label | Cases | Percentage |
| 2 | No | 0 | |
| 3 | Inhalants like glue, paint thinners, benzine or petrol | 0 | |
| 4 | Methaqualone (Mandrax) | 2 | 100.0% |
| 5 | Cocaine | 0 | |
| 6 | Heroin | 0 | |
| 7 | Club drugs, Specify | 0 | |
| 8 | Over-the counter drugs, Specify | 0 | |
| 9 | Prescription drugs, Specify | 0 | |
| 93 | Prefer not to answer | 0 | |
| 96 | Other, Specify | 0 | |
| Sysmiss | | 36890 | |
| Warning: these figures indicate the number of cases found in the data file. They cannot be interpreted as summary statistics of the population of interest. | | | |
| # hq_usedoth_drugs_5: Have you ever used other drugs such as (Tick all that apply) | | | |
| Information | [Type= discrete] [Format=numeric] [Range= 2-96] [Missing=*] | | |
| Statistics [NW/ W] | [Valid=3 /-] [Invalid=36889 /-] | | |
| Value | Label | Cases | Percentage |
| 2 | No | 0 | |
| 3 | Inhalants like glue, paint thinners, benzine or petrol | 0 | |
| 4 | Methaqualone (Mandrax) | 0 | |
| 5 | Cocaine | 3 | 100.0% |
| 6 | Heroin | 0 | |
| 7 | Club drugs, Specify | 0 | |
| 8 | Over-the counter drugs, Specify | 0 | |
| 9 | Prescription drugs, Specify | 0 | |
| 93 | Prefer not to answer | 0 | |
| 96 | Other, Specify | 0 | |
| Sysmiss | | 36889 | |
| Warning: these figures indicate the number of cases found in the data file. They cannot be interpreted as summary statistics of the population of interest. | | | |
| # hq_usedoth_drugs_6: Have you ever used other drugs such as (Tick all that apply) | | | |
| Information | [Type= discrete] [Format=numeric] [Range= 2-96] [Missing=*] | | |
| Statistics [NW/ W] | [Valid=1 /-] [Invalid=36891 /-] | | |

| # hq_usedoth_drugs_6: Have you ever used other drugs such as (Tick all that apply) | | | |
|--|---|-------|-------------------------------|
| Value | Label | Cases | Percentage |
| 2 | No | 0 | |
| 3 | Inhalants like glue, paint thinners, benzine or petrol | 0 | |
| 4 | Methaqualone (Mandrax) | 0 | |
| 5 | Cocaine | 0 | |
| 6 | Heroin | 1 | <div><div></div></div> 100.0% |
| 7 | Club drugs, Specify | 0 | |
| 8 | Over-the counter drugs, Specify | 0 | |
| 9 | Prescription drugs, Specify | 0 | |
| 93 | Prefer not to answer | 0 | |
| 96 | Other, Specify | 0 | |
| Sysmiss | | 36891 | |
| <i>Warning: these figures indicate the number of cases found in the data file. They cannot be interpreted as summary statistics of the population of interest.</i> | | | |
| # hq_usedoth_drugs_7: Have you ever used other drugs such as (Tick all that apply) | | | |
| Information | [Type= discrete] [Format=numeric] [Range= 2-96] [Missing=*] | | |
| Statistics [NW/ W] | [Valid=1 /-] [Invalid=36891 /-] | | |
| Value | Label | Cases | Percentage |
| 2 | No | 0 | |
| 3 | Inhalants like glue, paint thinners, benzine or petrol | 0 | |
| 4 | Methaqualone (Mandrax) | 0 | |
| 5 | Cocaine | 0 | |
| 6 | Heroin | 0 | |
| 7 | Club drugs, Specify | 1 | <div><div></div></div> 100.0% |
| 8 | Over-the counter drugs, Specify | 0 | |
| 9 | Prescription drugs, Specify | 0 | |
| 93 | Prefer not to answer | 0 | |
| 96 | Other, Specify | 0 | |
| Sysmiss | | 36891 | |
| <i>Warning: these figures indicate the number of cases found in the data file. They cannot be interpreted as summary statistics of the population of interest.</i> | | | |
| # hq_usedoth_drugs_9: Have you ever used other drugs such as (Tick all that apply) | | | |
| Information | [Type= discrete] [Format=numeric] [Range= 2-96] [Missing=*] | | |
| Statistics [NW/ W] | [Valid=2 /-] [Invalid=36890 /-] | | |
| Value | Label | Cases | Percentage |
| 2 | No | 0 | |
| 3 | Inhalants like glue, paint thinners, benzine or petrol | 0 | |
| 4 | Methaqualone (Mandrax) | 0 | |
| 5 | Cocaine | 0 | |
| 6 | Heroin | 0 | |
| 7 | Club drugs, Specify | 0 | |
| 8 | Over-the counter drugs, Specify | 0 | |
| 9 | Prescription drugs, Specify | 2 | <div><div></div></div> 100.0% |
| 93 | Prefer not to answer | 0 | |
| 96 | Other, Specify | 0 | |
| Sysmiss | | 36890 | |
| <i>Warning: these figures indicate the number of cases found in the data file. They cannot be interpreted as summary statistics of the population of interest.</i> | | | |

| # hq_usedoth_drugs_93: Have you ever used other drugs such as (Tick all that apply) | | | |
|---|---|-------|--------------------|
| Information | [Type= discrete] [Format=numeric] [Range= 2-96] [Missing=*] | | |
| Statistics [NW/ W] | [Valid=23 /-] [Invalid=36869 /-] | | |
| Value | Label | Cases | Percentage |
| 2 | No | 0 | <div></div> 100.0% |
| 3 | Inhalants like glue, paint thinners, benzine or petrol | 0 | |
| 4 | Methaqualone (Mandrax) | 0 | |
| 5 | Cocaine | 0 | |
| 6 | Heroin | 0 | |
| 7 | Club drugs, Specify | 0 | |
| 8 | Over-the counter drugs, Specify | 0 | |
| 9 | Prescription drugs, Specify | 0 | |
| 93 | Prefer not to answer | 23 | |
| 96 | Other, Specify | 0 | <div></div> |
| Sysmiss | | 36869 | |
| Warning: these figures indicate the number of cases found in the data file. They cannot be interpreted as summary statistics of the population of interest. | | | |
| # hq_usedoth_drugs_96: Have you ever used other drugs such as (Tick all that apply) | | | |
| Information | [Type= discrete] [Format=numeric] [Range= 2-96] [Missing=*] | | |
| Statistics [NW/ W] | [Valid=11 /-] [Invalid=36881 /-] | | |
| Value | Label | Cases | Percentage |
| 2 | No | 0 | <div></div> 100.0% |
| 3 | Inhalants like glue, paint thinners, benzine or petrol | 0 | |
| 4 | Methaqualone (Mandrax) | 0 | |
| 5 | Cocaine | 0 | |
| 6 | Heroin | 0 | |
| 7 | Club drugs, Specify | 0 | |
| 8 | Over-the counter drugs, Specify | 0 | |
| 9 | Prescription drugs, Specify | 0 | |
| 93 | Prefer not to answer | 0 | |
| 96 | Other, Specify | 11 | <div></div> 100.0% |
| Sysmiss | | 36881 | |
| Warning: these figures indicate the number of cases found in the data file. They cannot be interpreted as summary statistics of the population of interest. | | | |
| # hq_inhal_oth: Please specify what inhalants like glue, paint thinners, benzine or petrol were | | | |
| Information | [Type= discrete] [Format=character] [Missing=*] | | |
| Statistics [NW/ W] | [Valid=5 /-] [Invalid=0 /-] | | |
| # hq_clubdrug_oth: Please specify what kind of club drugs you have used? | | | |
| Information | [Type= discrete] [Format=character] [Missing=*] | | |
| Statistics [NW/ W] | [Valid=1 /-] [Invalid=0 /-] | | |
| # hq_overcount_oth: Please specify what kind of over | | | |
| Information | [Type= discrete] [Format=character] [Missing=*] | | |
| Statistics [NW/ W] | [Valid=0 /-] [Invalid=0 /-] | | |
| # hq_perscription_oth: Please specify what kind of prescription drugs you have used? | | | |
| Information | [Type= discrete] [Format=character] [Missing=*] | | |
| Statistics [NW/ W] | [Valid=3 /-] [Invalid=0 /-] | | |

| # hq_othdrug_oth : Please specify more details on the kind of other drugs you have used? | |
|---|---|
| Information | [Type= discrete] [Format=character] [Missing=*] |
| Statistics [NW/ W] | [Valid=11 /-] [Invalid=0 /-] |

| | | | |
|---|---|-------|------------|
| File : AHRI.PIP.DREAMS_Componant.InformedConsent.2017.v1 | | | |
| # project_id: REDCap Project Identifier | | | |
| Information | [Type= discrete] [Format=numeric] [Range= 143-153] [Missing=*] | | |
| Statistics [NW/ W] | [Valid=36892 /-] [Invalid=0 /-] | | |
| # event_id: REDCap Event Identifier | | | |
| Information | [Type= discrete] [Format=numeric] [Range= 381-391] [Missing=*] | | |
| Statistics [NW/ W] | [Valid=36892 /-] [Invalid=0 /-] | | |
| # cohort: Cohort Description | | | |
| Information | [Type= discrete] [Format=character] [Missing=*] | | |
| Statistics [NW/ W] | [Valid=36892 /-] [Invalid=0 /-] | | |
| # round: Round Description | | | |
| Information | [Type= discrete] [Format=character] [Missing=*] | | |
| Statistics [NW/ W] | [Valid=36892 /-] [Invalid=0 /-] | | |
| # IIntId: Individual ID | | | |
| Information | [Type= continuous] [Format=numeric] [Range= 15-213640] [Missing=*] | | |
| Statistics [NW/ W] | [Valid=36892 /-] [Invalid=0 /-] [Mean=73217.909 /-] [StdDev=48656.129 /-] | | |
| # ic_indv_dreamsincentive: Do you agree to receive R10 airtime? | | | |
| Information | [Type= discrete] [Format=numeric] [Range= 0-98] [Missing=*] | | |
| Statistics [NW/ W] | [Valid=13356 /-] [Invalid=23536 /-] | | |
| Value | Label | Cases | Percentage |
| 0 | No, I have never had it | 0 | |
| 1 | Yes | 11586 | 86.7% |
| 2 | No | 1770 | 13.3% |
| 3 | Yes, but not sure about the exact age | 0 | |
| 93 | Prefer not to answer | 0 | |
| 95 | Not had sex with this partner in the last 4 weeks | 0 | |
| 98 | Don't know | 0 | |
| Sysmiss | | 23536 | |
| Warning: these figures indicate the number of cases found in the data file. They cannot be interpreted as summary statistics of the population of interest. | | | |
| # ic_indiv_dreamsquestions: Consent DREAMS questions | | | |
| Information | [Type= discrete] [Format=numeric] [Range= 0-98] [Missing=*] | | |
| Statistics [NW/ W] | [Valid=35058 /-] [Invalid=1834 /-] | | |
| Value | Label | Cases | Percentage |
| 0 | No, I have never had it | 0 | |
| 1 | Yes | 7631 | 21.8% |
| 2 | No | 27427 | 78.2% |
| 3 | Yes, but not sure about the exact age | 0 | |
| 93 | Prefer not to answer | 0 | |
| 95 | Not had sex with this partner in the last 4 weeks | 0 | |
| 98 | Don't know | 0 | |
| Sysmiss | | 1834 | |
| Warning: these figures indicate the number of cases found in the data file. They cannot be interpreted as summary statistics of the population of interest. | | | |

File : AHRI.PIP.DREAMS_Componant.MeasureMediateVars.2017.v1

project_id: REDCap Project Identifier

| | |
|--------------------|--|
| Information | [Type= discrete] [Format=numeric] [Range= 143-153] [Missing=*] |
| Statistics [NW/ W] | [Valid=36892 /-] [Invalid=0 /-] |

event_id: REDCap Event Identifier

| | |
|--------------------|--|
| Information | [Type= discrete] [Format=numeric] [Range= 381-391] [Missing=*] |
| Statistics [NW/ W] | [Valid=36892 /-] [Invalid=0 /-] |

cohort: Cohort Description

| | |
|--------------------|---|
| Information | [Type= discrete] [Format=character] [Missing=*] |
| Statistics [NW/ W] | [Valid=36892 /-] [Invalid=0 /-] |

round: Round Description

| | |
|--------------------|---|
| Information | [Type= discrete] [Format=character] [Missing=*] |
| Statistics [NW/ W] | [Valid=36892 /-] [Invalid=0 /-] |

IIntId: Individual ID

| | |
|--------------------|---|
| Information | [Type= continuous] [Format=numeric] [Range= 15-213640] [Missing=*] |
| Statistics [NW/ W] | [Valid=36892 /-] [Invalid=0 /-] [Mean=73217.909 /-] [StdDev=48656.129 /-] |

mv_money_spent_1: In the last one year, when you spent money on your daily needs, other odds and e

| | |
|--------------------|---|
| Information | [Type= discrete] [Format=numeric] [Range= 1-98] [Missing=*] |
| Statistics [NW/ W] | [Valid=2277 /-] [Invalid=34615 /-] |

| Value | Label | Cases | Percentage |
|---------|------------------------|-------|------------|
| 1 | My own earnings | 2277 | 100.0% |
| 2 | Mother | 0 | |
| 3 | Father | 0 | |
| 4 | Guardian you live with | 0 | |
| 5 | Grandparents | 0 | |
| 6 | Other relatives | 0 | |
| 7 | Friend | 0 | |
| 8 | Boyfriend/ girlfriend | 0 | |
| 9 | Husband/wife | 0 | |
| 10 | Own savings | 0 | |
| 11 | Savings group stockvel | 0 | |
| 12 | Casual jobs/chores | 0 | |
| 13 | Steady job | 0 | |
| 14 | Cash transfers | 0 | |
| 93 | Prefer not to answer | 0 | |
| 96 | Social grants other | 0 | |
| 98 | Don't know | 0 | |
| Sysmiss | | 34615 | |

Warning: these figures indicate the number of cases found in the data file. They cannot be interpreted as summary statistics of the population of interest.

mv_money_spent_2: In the last one year, when you spent money on your daily needs, other odds and e

| | |
|--------------------|---|
| Information | [Type= discrete] [Format=numeric] [Range= 1-98] [Missing=*] |
| Statistics [NW/ W] | [Valid=1729 /-] [Invalid=35163 /-] |

File : AHRI.PIP.DREAMS_Componant.MeasureMediateVars.2017.v1

mv_money_spent_2: In the last one year, when you spent money on your daily needs, other odds and e

| Value | Label | Cases | Percentage |
|---------|------------------------|-------|------------|
| 1 | My own earnings | 0 | |
| 2 | Mother | 1729 | 100.0% |
| 3 | Father | 0 | |
| 4 | Guardian you live with | 0 | |
| 5 | Grandparents | 0 | |
| 6 | Other relatives | 0 | |
| 7 | Friend | 0 | |
| 8 | Boyfriend/ girlfriend | 0 | |
| 9 | Husband/wife | 0 | |
| 10 | Own savings | 0 | |
| 11 | Savings group stockvel | 0 | |
| 12 | Casual jobs/chores | 0 | |
| 13 | Steady job | 0 | |
| 14 | Cash transfers | 0 | |
| 93 | Prefer not to answer | 0 | |
| 96 | Social grants other | 0 | |
| 98 | Don't know | 0 | |
| Sysmiss | | 35163 | |

Warning: these figures indicate the number of cases found in the data file. They cannot be interpreted as summary statistics of the population of interest.

mv_money_spent_3: In the last one year, when you spent money on your daily needs, other odds and e

| | |
|--------------------|---|
| Information | [Type= discrete] [Format=numeric] [Range= 1-98] [Missing=*] |
| Statistics [NW/ W] | [Valid=456 /-] [Invalid=36436 /-] |

| Value | Label | Cases | Percentage |
|---------|------------------------|-------|------------|
| 1 | My own earnings | 0 | |
| 2 | Mother | 0 | |
| 3 | Father | 456 | 100.0% |
| 4 | Guardian you live with | 0 | |
| 5 | Grandparents | 0 | |
| 6 | Other relatives | 0 | |
| 7 | Friend | 0 | |
| 8 | Boyfriend/ girlfriend | 0 | |
| 9 | Husband/wife | 0 | |
| 10 | Own savings | 0 | |
| 11 | Savings group stockvel | 0 | |
| 12 | Casual jobs/chores | 0 | |
| 13 | Steady job | 0 | |
| 14 | Cash transfers | 0 | |
| 93 | Prefer not to answer | 0 | |
| 96 | Social grants other | 0 | |
| 98 | Don't know | 0 | |
| Sysmiss | | 36436 | |

Warning: these figures indicate the number of cases found in the data file. They cannot be interpreted as summary statistics of the population of interest.

File : AHRI.PIP.DREAMS_Componant.MeasureMediateVars.2017.v1

mv_money_spent_4: In the last one year, when you spent money on your daily needs, other odds and e

Information [Type= discrete] [Format=numeric] [Range= 1-98] [Missing=*]

Statistics [NW/ W] [Valid=161 /-] [Invalid=36731 /-]

| Value | Label | Cases | Percentage |
|---------|------------------------|-------|------------|
| 1 | My own earnings | 0 | |
| 2 | Mother | 0 | |
| 3 | Father | 0 | |
| 4 | Guardian you live with | 161 | 100.0% |
| 5 | Grandparents | 0 | |
| 6 | Other relatives | 0 | |
| 7 | Friend | 0 | |
| 8 | Boyfriend/ girlfriend | 0 | |
| 9 | Husband/wife | 0 | |
| 10 | Own savings | 0 | |
| 11 | Savings group stockvel | 0 | |
| 12 | Casual jobs/chores | 0 | |
| 13 | Steady job | 0 | |
| 14 | Cash transfers | 0 | |
| 93 | Prefer not to answer | 0 | |
| 96 | Social grants other | 0 | |
| 98 | Don't know | 0 | |
| Sysmiss | | 36731 | |

Warning: these figures indicate the number of cases found in the data file. They cannot be interpreted as summary statistics of the population of interest.

mv_money_spent_5: In the last one year, when you spent money on your daily needs, other odds and e

Information [Type= discrete] [Format=numeric] [Range= 1-98] [Missing=*]

Statistics [NW/ W] [Valid=223 /-] [Invalid=36669 /-]

| Value | Label | Cases | Percentage |
|-------|------------------------|-------|------------|
| 1 | My own earnings | 0 | |
| 2 | Mother | 0 | |
| 3 | Father | 0 | |
| 4 | Guardian you live with | 0 | |
| 5 | Grandparents | 223 | 100.0% |
| 6 | Other relatives | 0 | |
| 7 | Friend | 0 | |
| 8 | Boyfriend/ girlfriend | 0 | |
| 9 | Husband/wife | 0 | |
| 10 | Own savings | 0 | |
| 11 | Savings group stockvel | 0 | |
| 12 | Casual jobs/chores | 0 | |
| 13 | Steady job | 0 | |
| 14 | Cash transfers | 0 | |
| 93 | Prefer not to answer | 0 | |
| 96 | Social grants other | 0 | |
| 98 | Don't know | 0 | |

File : AHRI.PIP.DREAMS_Componant.MeasureMediateVars.2017.v1

mv_money_spent_5: In the last one year, when you spent money on your daily needs, other odds and e

| Value | Label | Cases | Percentage |
|---------|-------|-------|------------|
| Sysmiss | | 36669 | |

Warning: these figures indicate the number of cases found in the data file. They cannot be interpreted as summary statistics of the population of interest.

mv_money_spent_6: In the last one year, when you spent money on your daily needs, other odds and e

| | |
|---------------------------|---|
| Information | [Type= discrete] [Format=numeric] [Range= 1-98] [Missing=*] |
| Statistics [NW/ W] | [Valid=226 /-] [Invalid=36666 /-] |

| Value | Label | Cases | Percentage |
|---------|------------------------|-------|------------|
| 1 | My own earnings | 0 | |
| 2 | Mother | 0 | |
| 3 | Father | 0 | |
| 4 | Guardian you live with | 0 | |
| 5 | Grandparents | 0 | |
| 6 | Other relatives | 226 | 100.0% |
| 7 | Friend | 0 | |
| 8 | Boyfriend/ girlfriend | 0 | |
| 9 | Husband/wife | 0 | |
| 10 | Own savings | 0 | |
| 11 | Savings group stockvel | 0 | |
| 12 | Casual jobs/chores | 0 | |
| 13 | Steady job | 0 | |
| 14 | Cash transfers | 0 | |
| 93 | Prefer not to answer | 0 | |
| 96 | Social grants other | 0 | |
| 98 | Don't know | 0 | |
| Sysmiss | | 36666 | |

Warning: these figures indicate the number of cases found in the data file. They cannot be interpreted as summary statistics of the population of interest.

mv_money_spent_7: In the last one year, when you spent money on your daily needs, other odds and e

| | |
|---------------------------|---|
| Information | [Type= discrete] [Format=numeric] [Range= 1-98] [Missing=*] |
| Statistics [NW/ W] | [Valid=64 /-] [Invalid=36828 /-] |

| Value | Label | Cases | Percentage |
|-------|------------------------|-------|------------|
| 1 | My own earnings | 0 | |
| 2 | Mother | 0 | |
| 3 | Father | 0 | |
| 4 | Guardian you live with | 0 | |
| 5 | Grandparents | 0 | |
| 6 | Other relatives | 0 | |
| 7 | Friend | 64 | 100.0% |
| 8 | Boyfriend/ girlfriend | 0 | |
| 9 | Husband/wife | 0 | |
| 10 | Own savings | 0 | |
| 11 | Savings group stockvel | 0 | |
| 12 | Casual jobs/chores | 0 | |
| 13 | Steady job | 0 | |

File : AHRI.PIP.DREAMS_Componant.MeasureMediateVars.2017.v1

mv_money_spent_7: In the last one year, when you spent money on your daily needs, other odds and e

| Value | Label | Cases | Percentage |
|---------|----------------------|-------|------------|
| 14 | Cash transfers | 0 | |
| 93 | Prefer not to answer | 0 | |
| 96 | Social grants other | 0 | |
| 98 | Don't know | 0 | |
| Sysmiss | | 36828 | |

Warning: these figures indicate the number of cases found in the data file. They cannot be interpreted as summary statistics of the population of interest.

mv_money_spent_8: In the last one year, when you spent money on your daily needs, other odds and e

| | |
|--------------------|---|
| Information | [Type= discrete] [Format=numeric] [Range= 1-98] [Missing=*] |
| Statistics [NW/ W] | [Valid=582 /-] [Invalid=36310 /-] |

| Value | Label | Cases | Percentage |
|---------|------------------------|-------|------------|
| 1 | My own earnings | 0 | |
| 2 | Mother | 0 | |
| 3 | Father | 0 | |
| 4 | Guardian you live with | 0 | |
| 5 | Grandparents | 0 | |
| 6 | Other relatives | 0 | |
| 7 | Friend | 0 | |
| 8 | Boyfriend/ girlfriend | 582 | 100.0% |
| 9 | Husband/wife | 0 | |
| 10 | Own savings | 0 | |
| 11 | Savings group stockvel | 0 | |
| 12 | Casual jobs/chores | 0 | |
| 13 | Steady job | 0 | |
| 14 | Cash transfers | 0 | |
| 93 | Prefer not to answer | 0 | |
| 96 | Social grants other | 0 | |
| 98 | Don't know | 0 | |
| Sysmiss | | 36310 | |

Warning: these figures indicate the number of cases found in the data file. They cannot be interpreted as summary statistics of the population of interest.

mv_money_spent_9: In the last one year, when you spent money on your daily needs, other odds and e

| | |
|--------------------|---|
| Information | [Type= discrete] [Format=numeric] [Range= 1-98] [Missing=*] |
| Statistics [NW/ W] | [Valid=448 /-] [Invalid=36444 /-] |

| Value | Label | Cases | Percentage |
|-------|------------------------|-------|------------|
| 1 | My own earnings | 0 | |
| 2 | Mother | 0 | |
| 3 | Father | 0 | |
| 4 | Guardian you live with | 0 | |
| 5 | Grandparents | 0 | |
| 6 | Other relatives | 0 | |
| 7 | Friend | 0 | |
| 8 | Boyfriend/ girlfriend | 0 | |
| 9 | Husband/wife | 448 | 100.0% |

File : AHRI.PIP.DREAMS_Componant.MeasureMediateVars.2017.v1

mv_money_spent_9: In the last one year, when you spent money on your daily needs, other odds and e

| Value | Label | Cases | Percentage |
|---------|------------------------|-------|------------|
| 10 | Own savings | 0 | |
| 11 | Savings group stockvel | 0 | |
| 12 | Casual jobs/chores | 0 | |
| 13 | Steady job | 0 | |
| 14 | Cash transfers | 0 | |
| 93 | Prefer not to answer | 0 | |
| 96 | Social grants other | 0 | |
| 98 | Don't know | 0 | |
| Sysmiss | | 36444 | |

Warning: these figures indicate the number of cases found in the data file. They cannot be interpreted as summary statistics of the population of interest.

mv_money_spent_10: In the last one year, when you spent money on your daily needs, other odds and e

| | |
|--------------------|---|
| Information | [Type= discrete] [Format=numeric] [Range= 1-98] [Missing=*] |
| Statistics [NW/ W] | [Valid=60 /-] [Invalid=36832 /-] |

| Value | Label | Cases | Percentage |
|---------|------------------------|-------|------------|
| 1 | My own earnings | 0 | |
| 2 | Mother | 0 | |
| 3 | Father | 0 | |
| 4 | Guardian you live with | 0 | |
| 5 | Grandparents | 0 | |
| 6 | Other relatives | 0 | |
| 7 | Friend | 0 | |
| 8 | Boyfriend/ girlfriend | 0 | |
| 9 | Husband/wife | 0 | |
| 10 | Own savings | 60 | 100.0% |
| 11 | Savings group stockvel | 0 | |
| 12 | Casual jobs/chores | 0 | |
| 13 | Steady job | 0 | |
| 14 | Cash transfers | 0 | |
| 93 | Prefer not to answer | 0 | |
| 96 | Social grants other | 0 | |
| 98 | Don't know | 0 | |
| Sysmiss | | 36832 | |

Warning: these figures indicate the number of cases found in the data file. They cannot be interpreted as summary statistics of the population of interest.

mv_money_spent_11: In the last one year, when you spent money on your daily needs, other odds and e

| | |
|--------------------|---|
| Information | [Type= discrete] [Format=numeric] [Range= 1-98] [Missing=*] |
| Statistics [NW/ W] | [Valid=32 /-] [Invalid=36860 /-] |

| Value | Label | Cases | Percentage |
|-------|------------------------|-------|------------|
| 1 | My own earnings | 0 | |
| 2 | Mother | 0 | |
| 3 | Father | 0 | |
| 4 | Guardian you live with | 0 | |
| 5 | Grandparents | 0 | |

File : AHRI.PIP.DREAMS_Componant.MeasureMediateVars.2017.v1

mv_money_spent_11: In the last one year, when you spent money on your daily needs, other odds and e

| Value | Label | Cases | Percentage |
|---------|------------------------|-------|------------|
| 6 | Other relatives | 0 | |
| 7 | Friend | 0 | |
| 8 | Boyfriend/ girlfriend | 0 | |
| 9 | Husband/wife | 0 | |
| 10 | Own savings | 0 | |
| 11 | Savings group stockvel | 32 | 100.0% |
| 12 | Casual jobs/chores | 0 | |
| 13 | Steady job | 0 | |
| 14 | Cash transfers | 0 | |
| 93 | Prefer not to answer | 0 | |
| 96 | Social grants other | 0 | |
| 98 | Don't know | 0 | |
| Sysmiss | | 36860 | |

Warning: these figures indicate the number of cases found in the data file. They cannot be interpreted as summary statistics of the population of interest.

mv_money_spent_12: In the last one year, when you spent money on your daily needs, other odds and e

| | |
|--------------------|---|
| Information | [Type= discrete] [Format=numeric] [Range= 1-98] [Missing=*] |
| Statistics [NW/ W] | [Valid=477 /-] [Invalid=36415 /-] |

| Value | Label | Cases | Percentage |
|---------|------------------------|-------|------------|
| 1 | My own earnings | 0 | |
| 2 | Mother | 0 | |
| 3 | Father | 0 | |
| 4 | Guardian you live with | 0 | |
| 5 | Grandparents | 0 | |
| 6 | Other relatives | 0 | |
| 7 | Friend | 0 | |
| 8 | Boyfriend/ girlfriend | 0 | |
| 9 | Husband/wife | 0 | |
| 10 | Own savings | 0 | |
| 11 | Savings group stockvel | 0 | |
| 12 | Casual jobs/chores | 477 | 100.0% |
| 13 | Steady job | 0 | |
| 14 | Cash transfers | 0 | |
| 93 | Prefer not to answer | 0 | |
| 96 | Social grants other | 0 | |
| 98 | Don't know | 0 | |
| Sysmiss | | 36415 | |

Warning: these figures indicate the number of cases found in the data file. They cannot be interpreted as summary statistics of the population of interest.

mv_money_spent_13: In the last one year, when you spent money on your daily needs, other odds and e

| | |
|--------------------|---|
| Information | [Type= discrete] [Format=numeric] [Range= 1-98] [Missing=*] |
| Statistics [NW/ W] | [Valid=54 /-] [Invalid=36838 /-] |

| Value | Label | Cases | Percentage |
|-------|-----------------|-------|------------|
| 1 | My own earnings | 0 | |

File : AHRI.PIP.DREAMS_Componant.MeasureMediateVars.2017.v1

mv_money_spent_13: In the last one year, when you spent money on your daily needs, other odds and e

| Value | Label | Cases | Percentage |
|---------|------------------------|-------|------------|
| 2 | Mother | 0 | |
| 3 | Father | 0 | |
| 4 | Guardian you live with | 0 | |
| 5 | Grandparents | 0 | |
| 6 | Other relatives | 0 | |
| 7 | Friend | 0 | |
| 8 | Boyfriend/ girlfriend | 0 | |
| 9 | Husband/wife | 0 | |
| 10 | Own savings | 0 | |
| 11 | Savings group stockvel | 0 | |
| 12 | Casual jobs/chores | 0 | |
| 13 | Steady job | 54 | 100.0% |
| 14 | Cash transfers | 0 | |
| 93 | Prefer not to answer | 0 | |
| 96 | Social grants other | 0 | |
| 98 | Don't know | 0 | |
| Sysmiss | | 36838 | |

Warning: these figures indicate the number of cases found in the data file. They cannot be interpreted as summary statistics of the population of interest.


mv_money_spent_14: In the last one year, when you spent money on your daily needs, other odds and e

| Information | [Type= discrete] [Format=numeric] [Range= 1-98] [Missing=*] | | |
|---------------------------|---|-------|------------|
| Statistics [NW/ W] | [Valid=1482 /-] [Invalid=35410 /-] | | |
| Value | Label | Cases | Percentage |
| 1 | My own earnings | 0 | |
| 2 | Mother | 0 | |
| 3 | Father | 0 | |
| 4 | Guardian you live with | 0 | |
| 5 | Grandparents | 0 | |
| 6 | Other relatives | 0 | |
| 7 | Friend | 0 | |
| 8 | Boyfriend/ girlfriend | 0 | |
| 9 | Husband/wife | 0 | |
| 10 | Own savings | 0 | |
| 11 | Savings group stockvel | 0 | |
| 12 | Casual jobs/chores | 0 | |
| 13 | Steady job | 0 | |
| 14 | Cash transfers | 1482 | 100.0% |
| 93 | Prefer not to answer | 0 | |
| 96 | Social grants other | 0 | |
| 98 | Don't know | 0 | |
| Sysmiss | | 35410 | |

Warning: these figures indicate the number of cases found in the data file. They cannot be interpreted as summary statistics of the population of interest.

File : AHRI.PIP.DREAMS_Componant.MeasureMediateVars.2017.v1

mv_money_spent_96: In the last one year, when you spent money on your daily needs, other odds and e





| Information | [Type= discrete] [Format=numeric] [Range= 1-98] [Missing=*] | | |
|---------------------------|---|-------|--|
| Statistics [NW/ W] | [Valid=91 /-] [Invalid=36801 /-] | | |
| Value | Label | Cases | Percentage |
| 1 | My own earnings | 0 | |
| 2 | Mother | 0 | |
| 3 | Father | 0 | |
| 4 | Guardian you live with | 0 | |
| 5 | Grandparents | 0 | |
| 6 | Other relatives | 0 | |
| 7 | Friend | 0 | |
| 8 | Boyfriend/ girlfriend | 0 | |
| 9 | Husband/wife | 0 | |
| 10 | Own savings | 0 | |
| 11 | Savings group stockvel | 0 | |
| 12 | Casual jobs/chores | 0 | |
| 13 | Steady job | 0 | |
| 14 | Cash transfers | 0 | |
| 93 | Prefer not to answer | 0 | |
| 96 | Social grants other | 91 |  100.0% |
| 98 | Don't know | 0 | |
| Sysmiss | | 36801 | |

Warning: these figures indicate the number of cases found in the data file. They cannot be interpreted as summary statistics of the population of interest.

mv_money_grantoth: Please specify more details on other grants:

| | |
|---------------------------|---|
| Information | [Type= discrete] [Format=character] [Missing=*] |
| Statistics [NW/ W] | [Valid=91 /-] [Invalid=0 /-] |

mv_6mth_savemoney: In the past six months, have you saved, or put money aside to use at a later tim

| Information | [Type= discrete] [Format=numeric] [Range= 0-98] [Missing=*] | | |
|---------------------------|---|-------|---|
| Statistics [NW/ W] | [Valid=7478 /-] [Invalid=29414 /-] | | |
| Value | Label | Cases | Percentage |
| 0 | No, I have never had it | 0 | |
| 1 | Yes | 706 |  9.4% |
| 2 | No | 6396 |  85.5% |
| 3 | Yes, but not sure about the exact age | 0 | |
| 93 | Prefer not to answer | 373 |  5.0% |
| 95 | Not had sex with this partner in the last 4 weeks | 0 | |
| 98 | Don't know | 3 |  0.0% |
| Sysmiss | | 29414 | |

Warning: these figures indicate the number of cases found in the data file. They cannot be interpreted as summary statistics of the population of interest.

mv_control_savemoney: Do you have control over these savings? (i.e., Where and how they are stored, an

| | | | |
|---------------------------|---|--|--|
| Information | [Type= discrete] [Format=numeric] [Range= 0-98] [Missing=*] | | |
| Statistics [NW/ W] | [Valid=707 /-] [Invalid=36185 /-] | | |

File : AHRI.PIP.DREAMS_Componant.MeasureMediateVars.2017.v1

mv_control_savemoney: Do you have control over these savings? (i.e., Where and how they are stored, an

| Value | Label | Cases | Percentage |
|---------|---|-------|------------|
| 0 | No, I have never had it | 0 | |
| 1 | Yes | 672 | 95.0% |
| 2 | No | 32 | 4.5% |
| 3 | Yes, but not sure about the exact age | 0 | |
| 93 | Prefer not to answer | 3 | 0.4% |
| 95 | Not had sex with this partner in the last 4 weeks | 0 | |
| 98 | Don't know | 0 | |
| Sysmiss | | 36185 | |

Warning: these figures indicate the number of cases found in the data file. They cannot be interpreted as summary statistics of the population of interest.

mv_borrmoney_fem: Is there is a female in your community from whom you can borrow money in an emer

| | |
|--------------------|---|
| Information | [Type= discrete] [Format=numeric] [Range= 0-98] [Missing=*] |
| Statistics [NW/ W] | [Valid=1293 /-] [Invalid=35599 /-] |

| Value | Label | Cases | Percentage |
|---------|---|-------|------------|
| 0 | No, I have never had it | 0 | |
| 1 | Yes | 220 | 17.0% |
| 2 | No | 1055 | 81.6% |
| 3 | Yes, but not sure about the exact age | 0 | |
| 93 | Prefer not to answer | 18 | 1.4% |
| 95 | Not had sex with this partner in the last 4 weeks | 0 | |
| 98 | Don't know | 0 | |
| Sysmiss | | 35599 | |

Warning: these figures indicate the number of cases found in the data file. They cannot be interpreted as summary statistics of the population of interest.

mv_privmeetplace_fem: Do you have a safe and private place to meet with girls and young women who are

| | |
|--------------------|---|
| Information | [Type= discrete] [Format=numeric] [Range= 0-98] [Missing=*] |
| Statistics [NW/ W] | [Valid=1293 /-] [Invalid=35599 /-] |

| Value | Label | Cases | Percentage |
|---------|---|-------|------------|
| 0 | No, I have never had it | 0 | |
| 1 | Yes | 159 | 12.3% |
| 2 | No | 1114 | 86.2% |
| 3 | Yes, but not sure about the exact age | 0 | |
| 93 | Prefer not to answer | 20 | 1.5% |
| 95 | Not had sex with this partner in the last 4 weeks | 0 | |
| 98 | Don't know | 0 | |
| Sysmiss | | 35599 | |

Warning: these figures indicate the number of cases found in the data file. They cannot be interpreted as summary statistics of the population of interest.


mv_privmeetregul_fem: If yes, do you meet regularly in such place on a regular basis?

| | |
|--------------------|---|
| Information | [Type= discrete] [Format=numeric] [Range= 0-98] [Missing=*] |
| Statistics [NW/ W] | [Valid=159 /-] [Invalid=36733 /-] |

| Value | Label | Cases | Percentage |
|-------|-------------------------|-------|------------|
| 0 | No, I have never had it | 0 | |
| 1 | Yes | 111 | 69.8% |

File : AHRI.PIP.DREAMS_Componant.MeasureMediateVars.2017.v1




mv_privmeetregul_fem: If yes, do you meet regularly in such place on a regular basis?

| Value | Label | Cases | Percentage |
|---------|---|-------|---|
| 2 | No | 48 |  30.2% |
| 3 | Yes, but not sure about the exact age | 0 | |
| 93 | Prefer not to answer | 0 | |
| 95 | Not had sex with this partner in the last 4 weeks | 0 | |
| 98 | Don't know | 0 | |
| Sysmiss | | 36733 | |

Warning: these figures indicate the number of cases found in the data file. They cannot be interpreted as summary statistics of the population of interest.

mv_trustfriend_fem: Do you have at least one trusted female friend?




| | |
|--------------------|---|
| Information | [Type= discrete] [Format=numeric] [Range= 0-98] [Missing=*] |
| Statistics [NW/ W] | [Valid=1291 /-] [Invalid=35601 /-] |

| Value | Label | Cases | Percentage |
|---------|---|-------|---|
| 0 | No, I have never had it | 0 | |
| 1 | Yes | 652 |  50.5% |
| 2 | No | 619 |  47.9% |
| 3 | Yes, but not sure about the exact age | 0 | |
| 93 | Prefer not to answer | 20 |  1.5% |
| 95 | Not had sex with this partner in the last 4 weeks | 0 | |
| 98 | Don't know | 0 | |
| Sysmiss | | 35601 | |

Warning: these figures indicate the number of cases found in the data file. They cannot be interpreted as summary statistics of the population of interest.

mv_knowguard_fem: Do you know a woman in your community, other than a mother or guardian, whom you



| | |
|--------------------|---|
| Information | [Type= discrete] [Format=numeric] [Range= 0-98] [Missing=*] |
| Statistics [NW/ W] | [Valid=1293 /-] [Invalid=35599 /-] |

| Value | Label | Cases | Percentage |
|---------|---|-------|---|
| 0 | No, I have never had it | 0 | |
| 1 | Yes | 449 |  34.7% |
| 2 | No | 824 |  63.7% |
| 3 | Yes, but not sure about the exact age | 0 | |
| 93 | Prefer not to answer | 20 |  1.5% |
| 95 | Not had sex with this partner in the last 4 weeks | 0 | |
| 98 | Don't know | 0 | |
| Sysmiss | | 35599 | |

Warning: these figures indicate the number of cases found in the data file. They cannot be interpreted as summary statistics of the population of interest.

mv_borrmoney_mal: For Males: Is there is a male in your community from whom you can borrow money i

| | |
|--------------------|---|
| Information | [Type= discrete] [Format=numeric] [Range= 0-98] [Missing=*] |
| Statistics [NW/ W] | [Valid=913 /-] [Invalid=35979 /-] |

| Value | Label | Cases | Percentage |
|-------|---------------------------------------|-------|---|
| 0 | No, I have never had it | 0 | |
| 1 | Yes | 118 |  12.9% |
| 2 | No | 781 |  85.5% |
| 3 | Yes, but not sure about the exact age | 0 | |

File : AHRI.PIP.DREAMS_Componant.MeasureMediateVars.2017.v1

mv_borrmoney_mal: For Males: Is there is a male in your community from whom you can borrow money i

| Value | Label | Cases | Percentage |
|---------|---|-------|------------|
| 93 | Prefer not to answer | 14 | 1.5% |
| 95 | Not had sex with this partner in the last 4 weeks | 0 | |
| 98 | Don't know | 0 | |
| Sysmiss | | 35979 | |

Warning: these figures indicate the number of cases found in the data file. They cannot be interpreted as summary statistics of the population of interest.

mv_privmeetplace_mal: Do you have a safe and private place to meet with boys and young men who are lik

| | |
|--------------------|---|
| Information | [Type= discrete] [Format=numeric] [Range= 0-98] [Missing=*] |
| Statistics [NW/ W] | [Valid=914 -] [Invalid=35978 -] |

| Value | Label | Cases | Percentage |
|---------|---|-------|------------|
| 0 | No, I have never had it | 0 | |
| 1 | Yes | 222 | 24.3% |
| 2 | No | 680 | 74.4% |
| 3 | Yes, but not sure about the exact age | 0 | |
| 93 | Prefer not to answer | 12 | 1.3% |
| 95 | Not had sex with this partner in the last 4 weeks | 0 | |
| 98 | Don't know | 0 | |
| Sysmiss | | 35978 | |

Warning: these figures indicate the number of cases found in the data file. They cannot be interpreted as summary statistics of the population of interest.

mv_privmeetregul_mal: If yes, do you meet regularly in such place on a regular basis?

| | |
|--------------------|---|
| Information | [Type= discrete] [Format=numeric] [Range= 0-98] [Missing=*] |
| Statistics [NW/ W] | [Valid=224 -] [Invalid=36668 -] |

| Value | Label | Cases | Percentage |
|---------|---|-------|------------|
| 0 | No, I have never had it | 0 | |
| 1 | Yes | 174 | 77.7% |
| 2 | No | 50 | 22.3% |
| 3 | Yes, but not sure about the exact age | 0 | |
| 93 | Prefer not to answer | 0 | |
| 95 | Not had sex with this partner in the last 4 weeks | 0 | |
| 98 | Don't know | 0 | |
| Sysmiss | | 36668 | |

Warning: these figures indicate the number of cases found in the data file. They cannot be interpreted as summary statistics of the population of interest.

mv_knowguard_mal: Do who know a man in your community, other than a father or guardian, whom you c

| | |
|--------------------|---|
| Information | [Type= discrete] [Format=numeric] [Range= 0-98] [Missing=*] |
| Statistics [NW/ W] | [Valid=915 -] [Invalid=35977 -] |

| Value | Label | Cases | Percentage |
|-------|---|-------|------------|
| 0 | No, I have never had it | 0 | |
| 1 | Yes | 274 | 29.9% |
| 2 | No | 627 | 68.5% |
| 3 | Yes, but not sure about the exact age | 0 | |
| 93 | Prefer not to answer | 14 | 1.5% |
| 95 | Not had sex with this partner in the last 4 weeks | 0 | |

File : AHRI.PIP.DREAMS_Component.MeasureMediateVars.2017.v1

mv_knowguard_mal: Do who know a man in your community, other than a father or guardian, whom you c

| Value | Label | Cases | Percentage |
|---------|------------|-------|------------|
| 98 | Don't know | 0 | |
| Sysmiss | | 35977 | |

Warning: these figures indicate the number of cases found in the data file. They cannot be interpreted as summary statistics of the population of interest.

mv_closefriend_fem: How many females of your age or a similar age do you consider close friends? (By

| | |
|--------------------|---|
| Information | [Type= discrete] [Format=character] [Missing=*] |
| Statistics [NW/ W] | [Valid=1290 /-] [Invalid=0 /-] |

mv_closefriend_mal: For Males: How many males of your age or a similar age do you consider close fri

| | |
|--------------------|---|
| Information | [Type= discrete] [Format=character] [Missing=*] |
| Statistics [NW/ W] | [Valid=912 /-] [Invalid=0 /-] |

| File : AHRI.PIP.DREAMS_Componant.PersonalInformation.2017.v1 | |
|---|---|
| # project_id: REDCap Project Identifier | |
| Information | [Type= discrete] [Format=numeric] [Range= 143-153] [Missing=*] |
| Statistics [NW/ W] | [Valid=36892 /-] [Invalid=0 /-] |
| # event_id: REDCap Event Identifier | |
| Information | [Type= discrete] [Format=numeric] [Range= 381-391] [Missing=*] |
| Statistics [NW/ W] | [Valid=36892 /-] [Invalid=0 /-] |
| # cohort: Cohort Description | |
| Information | [Type= discrete] [Format=character] [Missing=*] |
| Statistics [NW/ W] | [Valid=36892 /-] [Invalid=0 /-] |
| # round: Round Description | |
| Information | [Type= discrete] [Format=character] [Missing=*] |
| Statistics [NW/ W] | [Valid=36892 /-] [Invalid=0 /-] |
| # IIntId: Individual ID | |
| Information | [Type= continuous] [Format=numeric] [Range= 15-213640] [Missing=*] |
| Statistics [NW/ W] | [Valid=36892 /-] [Invalid=0 /-] [Mean=73217.909 /-] [StdDev=48656.129 /-] |
| # BSIntId: BSID | |
| Information | [Type= continuous] [Format=numeric] [Range= 11-92954] [Missing=*] |
| Statistics [NW/ W] | [Valid=34091 /-] [Invalid=2801 /-] [Mean=8541.252 /-] [StdDev=8306.866 /-] |
| # urban_or_rural: Is BSID location categorised as urban or rural? | |
| Information | [Type= discrete] [Format=character] [Missing=*] |
| Statistics [NW/ W] | [Valid=34044 /-] [Invalid=0 /-] |
| # HHIntId: HHID | |
| Information | [Type= continuous] [Format=numeric] [Range= 11-43677] [Missing=*] |
| Statistics [NW/ W] | [Valid=34044 /-] [Invalid=2848 /-] [Mean=11843.779 /-] [StdDev=9665.924 /-] |
| # isigodi: Isigodi Name | |
| Information | [Type= discrete] [Format=character] [Missing=*] |
| Statistics [NW/ W] | [Valid=34044 /-] [Invalid=0 /-] |
| # municname: Municipality Name | |
| Information | [Type= discrete] [Format=character] [Missing=*] |
| Statistics [NW/ W] | [Valid=33906 /-] [Invalid=0 /-] |
| # wardno: Ward Number | |
| Information | [Type= discrete] [Format=numeric] [Range= 1-20] [Missing=*] |
| Statistics [NW/ W] | [Valid=33906 /-] [Invalid=2986 /-] |
| # pd_dob: Date Of Birth | |
| Information | [Type= discrete] [Format=character] [Missing=*] |
| Statistics [NW/ W] | [Valid=36890 /-] |
| # pd_age: Age | |
| Information | [Type= discrete] [Format=character] [Missing=*] |

File : AHRI.PIP.DREAMS_Componant.PersonalInformation.2017.v1

pd_age: Age

Statistics [NW/ W] [Valid=13384 /-] [Invalid=0 /-]

pd_sex: Sex

Information [Type= discrete] [Format=numeric] [Range= 1-2] [Missing=*]

Statistics [NW/ W] [Valid=31426 /-] [Invalid=5466 /-]

| Value | Label | Cases | Percentage |
|---------|--------|-------|------------|
| 1 | Male | 13068 | 41.6% |
| 2 | Female | 18358 | 58.4% |
| Sysmiss | | 5466 | |

Warning: these figures indicate the number of cases found in the data file. They cannot be interpreted as summary statistics of the population of interest.

| File : AHRI.PIP.DREAMS_Componant.SexualRelatInterviewer.2017.v1 | | | |
|---|---|-------|-------------------|
| # project_id: REDCap Project Identifier | | | |
| Information | [Type= discrete] [Format=numeric] [Range= 143-153] [Missing=*] | | |
| Statistics [NW/ W] | [Valid=36892 /-] [Invalid=0 /-] | | |
| # event_id: REDCap Event Identifier | | | |
| Information | [Type= discrete] [Format=numeric] [Range= 381-391] [Missing=*] | | |
| Statistics [NW/ W] | [Valid=36892 /-] [Invalid=0 /-] | | |
| # cohort: Cohort Description | | | |
| Information | [Type= discrete] [Format=character] [Missing=*] | | |
| Statistics [NW/ W] | [Valid=36892 /-] [Invalid=0 /-] | | |
| # round: Round Description | | | |
| Information | [Type= discrete] [Format=character] [Missing=*] | | |
| Statistics [NW/ W] | [Valid=36892 /-] [Invalid=0 /-] | | |
| # IIntId: Individual ID | | | |
| Information | [Type= continuous] [Format=numeric] [Range= 15-213640] [Missing=*] | | |
| Statistics [NW/ W] | [Valid=36892 /-] [Invalid=0 /-] [Mean=73217.909 /-] [StdDev=48656.129 /-] | | |
| # sr_share_agefather: Are you willing to share how old were you the first time you made someone pregna | | | |
| Information | [Type= continuous] [Format=numeric] [Range= 1-93] [Missing=*] | | |
| Statistics [NW/ W] | [Valid=289 /-] [Invalid=36603 /-] [Mean=11.017 /-] [StdDev=28.469 /-] | | |
| # sr_agefather: How old were you when you first made someone pregnant? | | | |
| Information | [Type= discrete] [Format=character] [Missing=*] | | |
| Statistics [NW/ W] | [Valid=215 /-] [Invalid=0 /-] | | |
| # sr_circum_where: Where were you circumcised? | | | |
| Information | [Type= discrete] [Format=numeric] [Range= 1-96] [Missing=*] | | |
| Statistics [NW/ W] | [Valid=438 /-] [Invalid=36454 /-] | | |
| Value | Label | Cases | Percentage |
| 1 | Health facility | 376 | <div></div> 85.8% |
| 2 | Mountain | 13 | <div></div> 3.0% |
| 3 | Church | 8 | <div></div> 1.8% |
| 96 | Other, specify | 41 | <div></div> 9.4% |
| Sysmiss | | 36454 | |
| Warning: these figures indicate the number of cases found in the data file. They cannot be interpreted as summary statistics of the population of interest. | | | |
| # sr_circum_whereoth: Please specify more details on where you were circumcised: | | | |
| Information | [Type= discrete] [Format=character] [Missing=*] | | |
| Statistics [NW/ W] | [Valid=41 /-] [Invalid=0 /-] | | |
| # sr_circum_who: Who performed the circumcision on you? | | | |
| Information | [Type= discrete] [Format=numeric] [Range= 1-3] [Missing=*] | | |
| Statistics [NW/ W] | [Valid=438 /-] [Invalid=36454 /-] | | |
| Value | Label | Cases | Percentage |
| 1 | Doctor | 171 | <div></div> 39.0% |

File : AHRI.PIP.DREAMS_Componant.SexualRelatInterviewer.2017.v1

sr_circum_who: Who performed the circumcision on you?

| Value | Label | Cases | Percentage |
|---------|----------------------|-------|------------|
| 2 | Nurse | 243 | 55.5% |
| 3 | Traditional ceremony | 24 | 5.5% |
| Sysmiss | | 36454 | |

Warning: these figures indicate the number of cases found in the data file. They cannot be interpreted as summary statistics of the population of interest.

sr_circum_pay: Did you pay to get circumcised?

| | |
|--------------------|---|
| Information | [Type= discrete] [Format=numeric] [Range= 0-98] [Missing=*] |
| Statistics [NW/ W] | [Valid=438 /-] [Invalid=36454 /-] |

| Value | Label | Cases | Percentage |
|---------|---|-------|------------|
| 0 | No, I have never had it | 0 | |
| 1 | Yes | 17 | 3.9% |
| 2 | No | 348 | 79.5% |
| 3 | Yes, but not sure about the exact age | 72 | 16.4% |
| 93 | Prefer not to answer | 1 | 0.2% |
| 95 | Not had sex with this partner in the last 4 weeks | 0 | |
| 98 | Don't know | 0 | |
| Sysmiss | | 36454 | |

Warning: these figures indicate the number of cases found in the data file. They cannot be interpreted as summary statistics of the population of interest.

sr_circum_numweeksex: How long after circumcision before you started having sex? [number of weeks] If

| | |
|--------------------|---|
| Information | [Type= discrete] [Format=character] [Missing=*] |
| Statistics [NW/ W] | [Valid=434 /-] [Invalid=0 /-] |

sr_circum_enjoy_mal: What is the relative enjoyment of sex before and after circumcision?

| | |
|--------------------|--|
| Information | [Type= discrete] [Format=numeric] [Range= 1-4] [Missing=*] |
| Statistics [NW/ W] | [Valid=214 /-] [Invalid=36678 /-] |

| Value | Label | Cases | Percentage |
|---------|----------------------|-------|------------|
| 1 | Great | 87 | 40.7% |
| 2 | Average | 30 | 14.0% |
| 3 | The same (no change) | 84 | 39.3% |
| 4 | Poor | 13 | 6.1% |
| Sysmiss | | 36678 | |

Warning: these figures indicate the number of cases found in the data file. They cannot be interpreted as summary statistics of the population of interest.

sr_circum_enjoy_partn: What is the relative enjoyment of sex for partner before and after circumcision?

| | |
|--------------------|--|
| Information | [Type= discrete] [Format=numeric] [Range= 1-4] [Missing=*] |
| Statistics [NW/ W] | [Valid=212 /-] [Invalid=36680 /-] |

| Value | Label | Cases | Percentage |
|---------|----------------------|-------|------------|
| 1 | Great | 90 | 42.5% |
| 2 | Average | 32 | 15.1% |
| 3 | The same (no change) | 84 | 39.6% |
| 4 | Poor | 6 | 2.8% |
| Sysmiss | | 36680 | |




Warning: these figures indicate the number of cases found in the data file. They cannot be interpreted as summary statistics of the population of interest.

File : AHRI.PIP.DREAMS_Componant.SexualRelatInterviewer.2017.v1

sr_circum_condmuse: Have you used condom since your circumcision?

Information [Type= discrete] [Format=numeric] [Range= 0-98] [Missing=*]

Statistics [NW/ W] [Valid=220 /-] [Invalid=36672 /-]





| Value | Label | Cases | Percentage |
|---------|---|-------|---|
| 0 | No, I have never had it | 0 | |
| 1 | Yes | 148 |  67.3% |
| 2 | No | 59 |  26.8% |
| 3 | Yes, but not sure about the exact age | 0 | |
| 93 | Prefer not to answer | 13 |  5.9% |
| 95 | Not had sex with this partner in the last 4 weeks | 0 | |
| 98 | Don't know | 0 | |
| Sysmiss | | 36672 | |

Warning: these figures indicate the number of cases found in the data file. They cannot be interpreted as summary statistics of the population of interest.

sr_currpregnant: Are you currently pregnant?

Information [Type= discrete] [Format=numeric] [Range= 0-98] [Missing=*]

Statistics [NW/ W] [Valid=2353 /-] [Invalid=34539 /-]




| Value | Label | Cases | Percentage |
|---------|---|-------|--|
| 0 | No, I have never had it | 0 | |
| 1 | Yes | 90 |  3.8% |
| 2 | No | 2235 |  95.0% |
| 3 | Yes, but not sure about the exact age | 0 | |
| 93 | Prefer not to answer | 12 |  0.5% |
| 95 | Not had sex with this partner in the last 4 weeks | 0 | |
| 98 | Don't know | 16 |  0.7% |
| Sysmiss | | 34539 | |

Warning: these figures indicate the number of cases found in the data file. They cannot be interpreted as summary statistics of the population of interest.

sr_share_agepregnant: Are you willing to share how old were you the first time you got pregnant?

Information [Type= discrete] [Format=numeric] [Range= 0-98] [Missing=*]

Statistics [NW/ W] [Valid=2086 /-] [Invalid=34806 /-]

| Value | Label | Cases | Percentage |
|---------|---|-------|---|
| 0 | No, I have never had it | 0 | |
| 1 | Yes | 1762 |  84.5% |
| 2 | No | 237 |  11.4% |
| 3 | Yes, but not sure about the exact age | 0 | |
| 93 | Prefer not to answer | 87 |  4.2% |
| 95 | Not had sex with this partner in the last 4 weeks | 0 | |
| 98 | Don't know | 0 | |
| Sysmiss | | 34806 | |

Warning: these figures indicate the number of cases found in the data file. They cannot be interpreted as summary statistics of the population of interest.

sr_agepregnant: How old were you the first time you got pregnant? [age in years]

Information [Type= discrete] [Format=character] [Missing=*]

Statistics [NW/ W] [Valid=1763 /-] [Invalid=0 /-]

File : AHRI.PIP.DREAMS_Componant.SexualRelatInterviewer.2017.v1

sr_times_pregnant: How many times have you been pregnant? (including pregnancies that did not go to

| | |
|--------------------|---|
| Information | [Type= discrete] [Format=character] [Missing=*] |
| Statistics [NW/ W] | [Valid=1706 /-] [Invalid=0 /-] |

sr_times_birth: How many times have you given birth? (include both live births and stillbirths.

| | |
|--------------------|---|
| Information | [Type= discrete] [Format=character] [Missing=*] |
| Statistics [NW/ W] | [Valid=1707 /-] [Invalid=0 /-] |

sr_another_child: FOR NON PREGNANT / UNSURE / NEVER PREGNANT BEFORE, ASK Would you like to have (a

| | |
|--------------------|---|
| Information | [Type= discrete] [Format=numeric] [Range= 1-98] [Missing=*] |
| Statistics [NW/ W] | [Valid=2253 /-] [Invalid=34639 /-] |

| Value | Label | Cases | Percentage |
|---------|---|-------|------------|
| 1 | Yes | 442 | 19.6% |
| 2 | No | 1298 | 57.6% |
| 3 | No More | 326 | 14.5% |
| 4 | Cannot get pregnant (infertile or sterilized) | 64 | 2.8% |
| 5 | Undecided | 86 | 3.8% |
| 93 | Prefer not to answer | 0 | |
| 98 | Don't know | 37 | 1.6% |
| Sysmiss | | 34639 | |

Warning: these figures indicate the number of cases found in the data file. They cannot be interpreted as summary statistics of the population of interest.

sr_waitbrf_another: If Yes, How long would you like to wait from now before the birth of (a/another)

| | |
|--------------------|---|
| Information | [Type= discrete] [Format=numeric] [Range= 1-98] [Missing=*] |
| Statistics [NW/ W] | [Valid=441 /-] [Invalid=36451 /-] |

| Value | Label | Cases | Percentage |
|---------|----------------------|-------|------------|
| 1 | Less than 1 year | 40 | 9.1% |
| 2 | 1 to 2 years | 44 | 10.0% |
| 3 | Greater than 2 years | 83 | 18.8% |
| 4 | Undecided | 190 | 43.1% |
| 98 | Don't know | 84 | 19.0% |
| Sysmiss | | 36451 | |

Warning: these figures indicate the number of cases found in the data file. They cannot be interpreted as summary statistics of the population of interest.

sr_aftbrth_more: FOR CURRENTLY PREGNANT ASK After the birth of this child you are expecting would

| | |
|--------------------|---|
| Information | [Type= discrete] [Format=numeric] [Range= 1-98] [Missing=*] |
| Statistics [NW/ W] | [Valid=90 /-] [Invalid=36802 /-] |

| Value | Label | Cases | Percentage |
|-------|---|-------|------------|
| 1 | Yes | 21 | 23.3% |
| 2 | No | 59 | 65.6% |
| 3 | No More | 0 | |
| 4 | Cannot get pregnant (infertile or sterilized) | 0 | |
| 5 | Undecided | 0 | |
| 93 | Prefer not to answer | 1 | 1.1% |
| 98 | Don't know | 9 | 10.0% |

File : AHRI.PIP.DREAMS_Componant.SexualRelatInterviewer.2017.v1

sr_aftbrth_more: FOR CURRENTLY PREGNANT ASK After the birth of this child you are expecting would

| Value | Label | Cases | Percentage |
|---------|-------|-------|------------|
| Sysmiss | | 36802 | |

Warning: these figures indicate the number of cases found in the data file. They cannot be interpreted as summary statistics of the population of interest.

sr_waitbrf_birth: If yes, After the birth of the child you are expecting now, how long would you l

| | |
|--------------------|---|
| Information | [Type= discrete] [Format=numeric] [Range= 1-98] [Missing=*] |
| Statistics [NW/ W] | [Valid=21 /-] [Invalid=36871 /-] |

| Value | Label | Cases | Percentage |
|---------|----------------------|-------|------------|
| 1 | Less than 1 year | 1 | 4.8% |
| 2 | 1 to 2 years | 1 | 4.8% |
| 3 | Greater than 2 years | 9 | 42.9% |
| 4 | Undecided | 1 | 4.8% |
| 98 | Don't know | 9 | 42.9% |
| Sysmiss | | 36871 | |

Warning: these figures indicate the number of cases found in the data file. They cannot be interpreted as summary statistics of the population of interest.

sr_nomore_children_1: What are the reasons why you would not like to have (a/another) child?

| | |
|--------------------|---|
| Information | [Type= discrete] [Format=numeric] [Range= 1-98] [Missing=*] |
| Statistics [NW/ W] | [Valid=529 /-] [Invalid=36363 /-] |

| Value | Label | Cases | Percentage |
|---------|-------------------------------------|-------|------------|
| 1 | Economic reasons | 529 | 100.0% |
| 2 | Self: reached desired family size | 0 | |
| 3 | Partner reached desired family size | 0 | |
| 4 | Health concerns | 0 | |
| 5 | Not yet ready for a child | 0 | |
| 93 | Don?t want to answer | 0 | |
| 98 | Don?t know | 0 | |
| Sysmiss | | 36363 | |

Warning: these figures indicate the number of cases found in the data file. They cannot be interpreted as summary statistics of the population of interest.

sr_nomore_children_2: What are the reasons why you would not like to have (a/another) child?

| | |
|--------------------|---|
| Information | [Type= discrete] [Format=numeric] [Range= 1-98] [Missing=*] |
| Statistics [NW/ W] | [Valid=199 /-] [Invalid=36693 /-] |

| Value | Label | Cases | Percentage |
|---------|-------------------------------------|-------|------------|
| 1 | Economic reasons | 0 | |
| 2 | Self: reached desired family size | 199 | 100.0% |
| 3 | Partner reached desired family size | 0 | |
| 4 | Health concerns | 0 | |
| 5 | Not yet ready for a child | 0 | |
| 93 | Don?t want to answer | 0 | |
| 98 | Don?t know | 0 | |
| Sysmiss | | 36693 | |

Warning: these figures indicate the number of cases found in the data file. They cannot be interpreted as summary statistics of the population of interest.

sr_nomore_children_3: What are the reasons why you would not like to have (a/another) child?

| | |
|-------------|---|
| Information | [Type= discrete] [Format=numeric] [Range= 1-98] [Missing=*] |
|-------------|---|

File : AHRI.PIP.DREAMS_Componant.SexualRelatInterviewer.2017.v1

sr_nomore_children_3: What are the reasons why you would not like to have (a/another) child?

Statistics [NW/ W] [Valid=51 /-] [Invalid=36841 /-]

| Value | Label | Cases | Percentage |
|---------|-------------------------------------|-------|------------|
| 1 | Economic reasons | 0 | |
| 2 | Self: reached desired family size | 0 | |
| 3 | Partner reached desired family size | 51 | 100.0% |
| 4 | Health concerns | 0 | |
| 5 | Not yet ready for a child | 0 | |
| 93 | Don?t want to answer | 0 | |
| 98 | Don?t know | 0 | |
| Sysmiss | | 36841 | |

Warning: these figures indicate the number of cases found in the data file. They cannot be interpreted as summary statistics of the population of interest.

sr_nomore_children_4: What are the reasons why you would not like to have (a/another) child?

Information [Type= discrete] [Format=numeric] [Range= 1-98] [Missing=*]

Statistics [NW/ W] [Valid=136 /-] [Invalid=36756 /-]

| Value | Label | Cases | Percentage |
|---------|-------------------------------------|-------|------------|
| 1 | Economic reasons | 0 | |
| 2 | Self: reached desired family size | 0 | |
| 3 | Partner reached desired family size | 0 | |
| 4 | Health concerns | 136 | 100.0% |
| 5 | Not yet ready for a child | 0 | |
| 93 | Don?t want to answer | 0 | |
| 98 | Don?t know | 0 | |
| Sysmiss | | 36756 | |

Warning: these figures indicate the number of cases found in the data file. They cannot be interpreted as summary statistics of the population of interest.

sr_nomore_children_5: What are the reasons why you would not like to have (a/another) child?

Information [Type= discrete] [Format=numeric] [Range= 1-98] [Missing=*]

Statistics [NW/ W] [Valid=371 /-] [Invalid=36521 /-]

| Value | Label | Cases | Percentage |
|---------|-------------------------------------|-------|------------|
| 1 | Economic reasons | 0 | |
| 2 | Self: reached desired family size | 0 | |
| 3 | Partner reached desired family size | 0 | |
| 4 | Health concerns | 0 | |
| 5 | Not yet ready for a child | 371 | 100.0% |
| 93 | Don?t want to answer | 0 | |
| 98 | Don?t know | 0 | |
| Sysmiss | | 36521 | |

Warning: these figures indicate the number of cases found in the data file. They cannot be interpreted as summary statistics of the population of interest.

sr_nomore_children_93: What are the reasons why you would not like to have (a/another) child?


Information [Type= discrete] [Format=numeric] [Range= 1-98] [Missing=*]

Statistics [NW/ W] [Valid=148 /-] [Invalid=36744 /-]

| Value | Label | Cases | Percentage |
|-------|------------------|-------|------------|
| 1 | Economic reasons | 0 | |

File : AHRI.PIP.DREAMS_Componant.SexualRelatInterviewer.2017.v1


sr_nomore_children_93: What are the reasons why you would not like to have (a/another) child?

| Value | Label | Cases | Percentage |
|---------|-------------------------------------|-------|--|
| 2 | Self: reached desired family size | 0 | |
| 3 | Partner reached desired family size | 0 | |
| 4 | Health concerns | 0 | |
| 5 | Not yet ready for a child | 0 | |
| 93 | Don?t want to answer | 148 |  100.0% |
| 98 | Don?t know | 0 | |
| Sysmiss | | 36744 | |

Warning: these figures indicate the number of cases found in the data file. They cannot be interpreted as summary statistics of the population of interest.

sr_nomore_children_98: What are the reasons why you would not like to have (a/another) child?




| | |
|--------------------|---|
| Information | [Type= discrete] [Format=numeric] [Range= 1-98] [Missing=*] |
| Statistics [NW/ W] | [Valid=49 /-] [Invalid=36843 /-] |

| Value | Label | Cases | Percentage |
|---------|-------------------------------------|-------|--|
| 1 | Economic reasons | 0 | |
| 2 | Self: reached desired family size | 0 | |
| 3 | Partner reached desired family size | 0 | |
| 4 | Health concerns | 0 | |
| 5 | Not yet ready for a child | 0 | |
| 93 | Don?t want to answer | 0 | |
| 98 | Don?t know | 49 |  100.0% |
| Sysmiss | | 36843 | |

Warning: these figures indicate the number of cases found in the data file. They cannot be interpreted as summary statistics of the population of interest.

sr_areusemeth_avoidpreg: Are you currently using any contraceptive methods to prevent pregnancy?




| | |
|--------------------|---|
| Information | [Type= discrete] [Format=numeric] [Range= 0-98] [Missing=*] |
| Statistics [NW/ W] | [Valid=2243 /-] [Invalid=34649 /-] |

| Value | Label | Cases | Percentage |
|---------|---|-------|---|
| 0 | No, I have never had it | 0 | |
| 1 | Yes | 1024 |  45.7% |
| 2 | No | 1180 |  52.6% |
| 3 | Yes, but not sure about the exact age | 0 | |
| 93 | Prefer not to answer | 39 |  1.7% |
| 95 | Not had sex with this partner in the last 4 weeks | 0 | |
| 98 | Don't know | 0 | |
| Sysmiss | | 34649 | |

Warning: these figures indicate the number of cases found in the data file. They cannot be interpreted as summary statistics of the population of interest.

sr_notusemeth_avoidpreg: If no, What is the main reason why you are not using a method of contraception

| | |
|--------------------|---|
| Information | [Type= discrete] [Format=numeric] [Range= 1-98] [Missing=*] |
| Statistics [NW/ W] | [Valid=1184 /-] [Invalid=35708 /-] |

| Value | Label | Cases | Percentage |
|-------|---------------------|-------|---|
| 1 | Not married | 213 |  18.0% |
| 2 | Intend to marry | 21 |  1.8% |
| 3 | Not intend to marry | 2 |  0.2% |

File : AHRI.PIP.DREAMS_Componant.SexualRelatInterviewer.2017.v1

sr_notusemeth_avoidpreg: If no, What is the main reason why you are not using a method of contraception

| Value | Label | Cases | Percentage |
|---------|---|-------|------------|
| 4 | Fertility related reasons | 15 | 1.3% |
| 5 | Not having sex | 558 | 47.1% |
| 6 | Infrequent sex | 98 | 8.3% |
| 7 | Menopausal/hysterectomy | 46 | 3.9% |
| 8 | Subfecund/infecund | 14 | 1.2% |
| 9 | Postpartum/breastfeeding | 36 | 3.0% |
| 10 | Wants (more) children | 7 | 0.6% |
| 11 | Pregnancy | 0 | |
| 12 | Opposition to use | 0 | |
| 13 | Respondent opposed | 8 | 0.7% |
| 14 | Husband opposed | 10 | 0.8% |
| 15 | Others opposed | 1 | 0.1% |
| 16 | Religious prohibition | 6 | 0.5% |
| 17 | Lack of knowledge | 5 | 0.4% |
| 18 | Knows no method | 0 | |
| 19 | Knows no source | 4 | 0.3% |
| 20 | Method related reasons | 9 | 0.8% |
| 21 | Health concerns | 0 | |
| 22 | Fear of side effects | 10 | 0.8% |
| 23 | Lack of access/too far | 1 | 0.1% |
| 24 | Cost too much | 3 | 0.3% |
| 25 | Inconvenient to use | 2 | 0.2% |
| 26 | Interferes with body's normal processes | 7 | 0.6% |
| 27 | Method failure | 4 | 0.3% |
| 96 | Other, specify | 55 | 4.6% |
| 98 | Don't know | 49 | 4.1% |
| Sysmiss | | 35708 | |

Warning: these figures indicate the number of cases found in the data file. They cannot be interpreted as summary statistics of the population of interest.

sr_notusemeth_otherspec: Other reason not using any method of contraception, please specify:

| | |
|--------------------|---|
| Information | [Type= discrete] [Format=character] [Missing=*] |
| Statistics [NW/ W] | [Valid=57 /-] [Invalid=0 /-] |

sr_meth_avoidpreg12mth_0: Which methods were you using?

| | |
|--------------------|---|
| Information | [Type= discrete] [Format=numeric] [Range= 0-96] [Missing=*] |
| Statistics [NW/ W] | [Valid=28 /-] [Invalid=36864 /-] |

| Value | Label | Cases | Percentage |
|-------|---|-------|------------|
| 0 | None | 28 | 100.0% |
| 1 | Male condom | 0 | |
| 2 | Female condom | 0 | |
| 3 | Female sterilization (?tubal ligation?) | 0 | |
| 4 | Male sterilization (?vasectomy?) | 0 | |
| 5 | IUD/loop | 0 | |
| 6 | Injectable contraceptives | 0 | |

File : AHRI.PIP.DREAMS_Componant.SexualRelatInterviewer.2017.v1

sr_meth_avoidpreg12mth_0: Which methods were you using?

| Value | Label | Cases | Percentage |
|---------|--------------------------|-------|------------|
| 7 | Implants | 0 | |
| 8 | Oral contraceptive pills | 0 | |
| 9 | Douching after sex | 0 | |
| 10 | Traditional methods | 0 | |
| 93 | Prefer not to answer | 0 | |
| 96 | Other, specify | 0 | |
| Sysmiss | | 36864 | |

Warning: these figures indicate the number of cases found in the data file. They cannot be interpreted as summary statistics of the population of interest.

sr_meth_avoidpreg12mth_1: Which methods were you using?

| | |
|--------------------|---|
| Information | [Type= discrete] [Format=numeric] [Range= 0-96] [Missing=*] |
| Statistics [NW/ W] | [Valid=397 /-] [Invalid=36495 /-] |

| Value | Label | Cases | Percentage |
|---------|---|-------|------------|
| 0 | None | 0 | |
| 1 | Male condom | 397 | 100.0% |
| 2 | Female condom | 0 | |
| 3 | Female sterilization (?tubal ligation?) | 0 | |
| 4 | Male sterilization (?vasectomy?) | 0 | |
| 5 | IUD/loop | 0 | |
| 6 | Injectable contraceptives | 0 | |
| 7 | Implants | 0 | |
| 8 | Oral contraceptive pills | 0 | |
| 9 | Douching after sex | 0 | |
| 10 | Traditional methods | 0 | |
| 93 | Prefer not to answer | 0 | |
| 96 | Other, specify | 0 | |
| Sysmiss | | 36495 | |

Warning: these figures indicate the number of cases found in the data file. They cannot be interpreted as summary statistics of the population of interest.

sr_meth_avoidpreg12mth_2: Which methods were you using?

| | |
|--------------------|---|
| Information | [Type= discrete] [Format=numeric] [Range= 0-96] [Missing=*] |
| Statistics [NW/ W] | [Valid=13 /-] [Invalid=36879 /-] |

| Value | Label | Cases | Percentage |
|-------|---|-------|------------|
| 0 | None | 0 | |
| 1 | Male condom | 0 | |
| 2 | Female condom | 13 | 100.0% |
| 3 | Female sterilization (?tubal ligation?) | 0 | |
| 4 | Male sterilization (?vasectomy?) | 0 | |
| 5 | IUD/loop | 0 | |
| 6 | Injectable contraceptives | 0 | |
| 7 | Implants | 0 | |
| 8 | Oral contraceptive pills | 0 | |
| 9 | Douching after sex | 0 | |
| 10 | Traditional methods | 0 | |

File : AHRI.PIP.DREAMS_Componant.SexualRelatInterviewer.2017.v1

sr_meth_avoidpreg12mth_2: Which methods were you using?

| Value | Label | Cases | Percentage |
|---------|----------------------|-------|------------|
| 93 | Prefer not to answer | 0 | |
| 96 | Other, specify | 0 | |
| Sysmiss | | 36879 | |

Warning: these figures indicate the number of cases found in the data file. They cannot be interpreted as summary statistics of the population of interest.

sr_meth_avoidpreg12mth_3: Which methods were you using?

| | |
|--------------------|---|
| Information | [Type= discrete] [Format=numeric] [Range= 0-96] [Missing=*] |
| Statistics [NW/ W] | [Valid=23 /-] [Invalid=36869 /-] |

| Value | Label | Cases | Percentage |
|---------|---|-------|------------|
| 0 | None | 0 | |
| 1 | Male condom | 0 | |
| 2 | Female condom | 0 | |
| 3 | Female sterilization (?tubal ligation?) | 23 | 100.0% |
| 4 | Male sterilization (?vasectomy?) | 0 | |
| 5 | IUD/loop | 0 | |
| 6 | Injectable contraceptives | 0 | |
| 7 | Implants | 0 | |
| 8 | Oral contraceptive pills | 0 | |
| 9 | Douching after sex | 0 | |
| 10 | Traditional methods | 0 | |
| 93 | Prefer not to answer | 0 | |
| 96 | Other, specify | 0 | |
| Sysmiss | | 36869 | |

Warning: these figures indicate the number of cases found in the data file. They cannot be interpreted as summary statistics of the population of interest.

sr_meth_avoidpreg12mth_4: Which methods were you using?

| | |
|--------------------|---|
| Information | [Type= discrete] [Format=numeric] [Range= 0-96] [Missing=*] |
| Statistics [NW/ W] | [Valid=3 /-] [Invalid=36889 /-] |

| Value | Label | Cases | Percentage |
|---------|---|-------|------------|
| 0 | None | 0 | |
| 1 | Male condom | 0 | |
| 2 | Female condom | 0 | |
| 3 | Female sterilization (?tubal ligation?) | 0 | |
| 4 | Male sterilization (?vasectomy?) | 3 | 100.0% |
| 5 | IUD/loop | 0 | |
| 6 | Injectable contraceptives | 0 | |
| 7 | Implants | 0 | |
| 8 | Oral contraceptive pills | 0 | |
| 9 | Douching after sex | 0 | |
| 10 | Traditional methods | 0 | |
| 93 | Prefer not to answer | 0 | |
| 96 | Other, specify | 0 | |
| Sysmiss | | 36889 | |

Warning: these figures indicate the number of cases found in the data file. They cannot be interpreted as summary statistics of the population of interest.

File : AHRI.PIP.DREAMS_Componant.SexualRelatInterviewer.2017.v1

sr_meth_avoidpreg12mth_5: Which methods were you using?

Information [Type= discrete] [Format=numeric] [Range= 0-96] [Missing=*]

Statistics [NW/ W] [Valid=7 /-] [Invalid=36885 /-]

| Value | Label | Cases | Percentage |
|---------|---|-------|------------|
| 0 | None | 0 | |
| 1 | Male condom | 0 | |
| 2 | Female condom | 0 | |
| 3 | Female sterilization (?tubal ligation?) | 0 | |
| 4 | Male sterilization (?vasectomy?) | 0 | |
| 5 | IUD/loop | 7 | 100.0% |
| 6 | Injectable contraceptives | 0 | |
| 7 | Implants | 0 | |
| 8 | Oral contraceptive pills | 0 | |
| 9 | Douching after sex | 0 | |
| 10 | Traditional methods | 0 | |
| 93 | Prefer not to answer | 0 | |
| 96 | Other, specify | 0 | |
| Sysmiss | | 36885 | |

Warning: these figures indicate the number of cases found in the data file. They cannot be interpreted as summary statistics of the population of interest.

sr_meth_avoidpreg12mth_6: Which methods were you using?

Information [Type= discrete] [Format=numeric] [Range= 0-96] [Missing=*]

Statistics [NW/ W] [Valid=439 /-] [Invalid=36453 /-]

| Value | Label | Cases | Percentage |
|---------|---|-------|------------|
| 0 | None | 0 | |
| 1 | Male condom | 0 | |
| 2 | Female condom | 0 | |
| 3 | Female sterilization (?tubal ligation?) | 0 | |
| 4 | Male sterilization (?vasectomy?) | 0 | |
| 5 | IUD/loop | 0 | |
| 6 | Injectable contraceptives | 439 | 100.0% |
| 7 | Implants | 0 | |
| 8 | Oral contraceptive pills | 0 | |
| 9 | Douching after sex | 0 | |
| 10 | Traditional methods | 0 | |
| 93 | Prefer not to answer | 0 | |
| 96 | Other, specify | 0 | |
| Sysmiss | | 36453 | |

Warning: these figures indicate the number of cases found in the data file. They cannot be interpreted as summary statistics of the population of interest.

sr_meth_avoidpreg12mth_7: Which methods were you using?

Information [Type= discrete] [Format=numeric] [Range= 0-96] [Missing=*]

Statistics [NW/ W] [Valid=64 /-] [Invalid=36828 /-]

| Value | Label | Cases | Percentage |
|-------|-------|-------|------------|
| 0 | None | 0 | |

File : AHRI.PIP.DREAMS_Componant.SexualRelatInterviewer.2017.v1

sr_meth_avoidpreg12mth_7: Which methods were you using?

| Value | Label | Cases | Percentage |
|---------|---|-------|------------|
| 1 | Male condom | 0 | |
| 2 | Female condom | 0 | |
| 3 | Female sterilization (?tubal ligation?) | 0 | |
| 4 | Male sterilization (?vasectomy?) | 0 | |
| 5 | IUD/loop | 0 | |
| 6 | Injectable contraceptives | 0 | |
| 7 | Implants | 64 | 100.0% |
| 8 | Oral contraceptive pills | 0 | |
| 9 | Douching after sex | 0 | |
| 10 | Traditional methods | 0 | |
| 93 | Prefer not to answer | 0 | |
| 96 | Other, specify | 0 | |
| Sysmiss | | 36828 | |

Warning: these figures indicate the number of cases found in the data file. They cannot be interpreted as summary statistics of the population of interest.

sr_meth_avoidpreg12mth_8: Which methods were you using?

| | |
|--------------------|---|
| Information | [Type= discrete] [Format=numeric] [Range= 0-96] [Missing=*] |
| Statistics [NW/ W] | [Valid=49 /-] [Invalid=36843 /-] |

| Value | Label | Cases | Percentage |
|---------|---|-------|------------|
| 0 | None | 0 | |
| 1 | Male condom | 0 | |
| 2 | Female condom | 0 | |
| 3 | Female sterilization (?tubal ligation?) | 0 | |
| 4 | Male sterilization (?vasectomy?) | 0 | |
| 5 | IUD/loop | 0 | |
| 6 | Injectable contraceptives | 0 | |
| 7 | Implants | 0 | |
| 8 | Oral contraceptive pills | 49 | 100.0% |
| 9 | Douching after sex | 0 | |
| 10 | Traditional methods | 0 | |
| 93 | Prefer not to answer | 0 | |
| 96 | Other, specify | 0 | |
| Sysmiss | | 36843 | |

Warning: these figures indicate the number of cases found in the data file. They cannot be interpreted as summary statistics of the population of interest.

sr_meth_avoidpreg12mth_9: Which methods were you using?

| | |
|--------------------|---|
| Information | [Type= discrete] [Format=numeric] [Range= 0-96] [Missing=*] |
| Statistics [NW/ W] | [Valid=5 /-] [Invalid=36887 /-] |

| Value | Label | Cases | Percentage |
|-------|---|-------|------------|
| 0 | None | 0 | |
| 1 | Male condom | 0 | |
| 2 | Female condom | 0 | |
| 3 | Female sterilization (?tubal ligation?) | 0 | |
| 4 | Male sterilization (?vasectomy?) | 0 | |

File : AHRI.PIP.DREAMS_Componant.SexualRelatInterviewer.2017.v1

sr_meth_avoidpreg12mth_9: Which methods were you using?

| Value | Label | Cases | Percentage |
|---------|---------------------------|-------|------------|
| 5 | IUD/loop | 0 | |
| 6 | Injectable contraceptives | 0 | |
| 7 | Implants | 0 | |
| 8 | Oral contraceptive pills | 0 | |
| 9 | Douching after sex | 5 | 100.0% |
| 10 | Traditional methods | 0 | |
| 93 | Prefer not to answer | 0 | |
| 96 | Other, specify | 0 | |
| Sysmiss | | 36887 | |

Warning: these figures indicate the number of cases found in the data file. They cannot be interpreted as summary statistics of the population of interest.

sr_meth_avoidpreg12mth_93: Which methods were you using?

| | |
|--------------------|---|
| Information | [Type= discrete] [Format=numeric] [Range= 0-96] [Missing=*] |
| Statistics [NW/ W] | [Valid=4 /-] [Invalid=36888 /-] |

| Value | Label | Cases | Percentage |
|---------|---|-------|------------|
| 0 | None | 0 | |
| 1 | Male condom | 0 | |
| 2 | Female condom | 0 | |
| 3 | Female sterilization (?tubal ligation?) | 0 | |
| 4 | Male sterilization (?vasectomy?) | 0 | |
| 5 | IUD/loop | 0 | |
| 6 | Injectable contraceptives | 0 | |
| 7 | Implants | 0 | |
| 8 | Oral contraceptive pills | 0 | |
| 9 | Douching after sex | 0 | |
| 10 | Traditional methods | 0 | |
| 93 | Prefer not to answer | 4 | 100.0% |
| 96 | Other, specify | 0 | |
| Sysmiss | | 36888 | |

Warning: these figures indicate the number of cases found in the data file. They cannot be interpreted as summary statistics of the population of interest.

sr_meth_avoidpreg12mth_96: Which methods were you using?

| | |
|--------------------|---|
| Information | [Type= discrete] [Format=numeric] [Range= 0-96] [Missing=*] |
| Statistics [NW/ W] | [Valid=3 /-] [Invalid=36889 /-] |

| Value | Label | Cases | Percentage |
|-------|---|-------|------------|
| 0 | None | 0 | |
| 1 | Male condom | 0 | |
| 2 | Female condom | 0 | |
| 3 | Female sterilization (?tubal ligation?) | 0 | |
| 4 | Male sterilization (?vasectomy?) | 0 | |
| 5 | IUD/loop | 0 | |
| 6 | Injectable contraceptives | 0 | |
| 7 | Implants | 0 | |
| 8 | Oral contraceptive pills | 0 | |

File : AHRI.PIP.DREAMS_Componant.SexualRelatInterviewer.2017.v1

sr_meth_avoidpreg12mth_96: Which methods were you using?

| Value | Label | Cases | Percentage |
|---------|----------------------|-------|--|
| 9 | Douching after sex | 0 | |
| 10 | Traditional methods | 0 | |
| 93 | Prefer not to answer | 0 | |
| 96 | Other, specify | 3 |  100.0% |
| Sysmiss | | 36889 | |





Warning: these figures indicate the number of cases found in the data file. They cannot be interpreted as summary statistics of the population of interest.

sr_meth_otherspec12mth: Other method, please specify:

| | |
|--------------------|---|
| Information | [Type= discrete] [Format=character] [Missing=*] |
| Statistics [NW/ W] | [Valid=4 /-] [Invalid=0 /-] |

sr_hivknw_onepartn: Can the risk of HIV transmission be reduced by having sex with only one uninfected





| | |
|--------------------|---|
| Information | [Type= discrete] [Format=numeric] [Range= 0-98] [Missing=*] |
| Statistics [NW/ W] | [Valid=3295 /-] [Invalid=33597 /-] |

| Value | Label | Cases | Percentage |
|---------|---|-------|--|
| 0 | No, I have never had it | 0 | |
| 1 | Yes | 2856 |  86.7% |
| 2 | No | 274 |  8.3% |
| 3 | Yes, but not sure about the exact age | 0 | |
| 93 | Prefer not to answer | 43 |  1.3% |
| 95 | Not had sex with this partner in the last 4 weeks | 0 | |
| 98 | Don't know | 122 |  3.7% |
| Sysmiss | | 33597 | |

Warning: these figures indicate the number of cases found in the data file. They cannot be interpreted as summary statistics of the population of interest.

sr_hivknw_usecondm: Can a person reduce the risk of getting HIV by using a condom every time they have


| | |
|--------------------|---|
| Information | [Type= discrete] [Format=numeric] [Range= 0-98] [Missing=*] |
| Statistics [NW/ W] | [Valid=3295 /-] [Invalid=33596 /-] |

| Value | Label | Cases | Percentage |
|---------|---|-------|---|
| 0 | No, I have never had it | 0 | |
| 1 | Yes | 3074 |  93.3% |
| 2 | No | 149 |  4.5% |
| 3 | Yes, but not sure about the exact age | 0 | |
| 93 | Prefer not to answer | 32 |  1.0% |
| 95 | Not had sex with this partner in the last 4 weeks | 0 | |
| 98 | Don't know | 41 |  1.2% |
| Sysmiss | | 33596 | |

Warning: these figures indicate the number of cases found in the data file. They cannot be interpreted as summary statistics of the population of interest.




sr_hivknw_healthpersn: Can a healthy-looking person have HIV?

| | |
|--------------------|---|
| Information | [Type= discrete] [Format=numeric] [Range= 0-98] [Missing=*] |
| Statistics [NW/ W] | [Valid=3295 /-] [Invalid=33597 /-] |

| Value | Label | Cases | Percentage |
|-------|-------------------------|-------|---|
| 0 | No, I have never had it | 0 | |
| 1 | Yes | 2980 |  90.4% |

File : AHRI.PIP.DREAMS_Componant.SexualRelatInterviewer.2017.v1

sr_hivknw_healthpersn: Can a healthy-looking person have HIV?

| Value | Label | Cases | Percentage |
|---------|---|-------|--|
| 2 | No | 226 |  6.9% |
| 3 | Yes, but not sure about the exact age | 0 | |
| 93 | Prefer not to answer | 28 |  0.8% |
| 95 | Not had sex with this partner in the last 4 weeks | 0 | |
| 98 | Don't know | 61 |  1.9% |
| Sysmiss | | 33597 | |

Warning: these figures indicate the number of cases found in the data file. They cannot be interpreted as summary statistics of the population of interest.

| # sr_hivknw_mosqu: Can a person get HIV from mosquito bites? | | | |
|---|---|-------|------------------------------|
| Information | [Type= discrete] [Format=numeric] [Range= 0-98] [Missing=*] | | |
| Statistics [NW/ W] | [Valid=3295 /-] [Invalid=33597 /-] | | |
| Value | Label | Cases | Percentage |
| 0 | No, I have never had it | 0 | |
| 1 | Yes | 403 | <div><div></div></div> 12.2% |
| 2 | No | 2525 | <div><div></div></div> 76.6% |
| 3 | Yes, but not sure about the exact age | 0 | |
| 93 | Prefer not to answer | 32 | <div><div></div></div> 1.0% |
| 95 | Not had sex with this partner in the last 4 weeks | 0 | |
| 98 | Don't know | 335 | <div><div></div></div> 10.2% |
| Sysmiss | | 33597 | |
| Warning: these figures indicate the number of cases found in the data file. They cannot be interpreted as summary statistics of the population of interest. | | | |
| # sr_hivknw_sharefood: Can a person get HIV by sharing food with someone who is infected? | | | |
| Information | [Type= discrete] [Format=numeric] [Range= 0-98] [Missing=*] | | |
| Statistics [NW/ W] | [Valid=3297 /-] [Invalid=33595 /-] | | |
| Value | Label | Cases | Percentage |
| 0 | No, I have never had it | 0 | |
| 1 | Yes | 97 | <div><div></div></div> 2.9% |
| 2 | No | 3057 | <div><div></div></div> 92.7% |
| 3 | Yes, but not sure about the exact age | 0 | |
| 93 | Prefer not to answer | 33 | <div><div></div></div> 1.0% |
| 95 | Not had sex with this partner in the last 4 weeks | 0 | |
| 98 | Don't know | 110 | <div><div></div></div> 3.3% |
| Sysmiss | | 33595 | |
| Warning: these figures indicate the number of cases found in the data file. They cannot be interpreted as summary statistics of the population of interest. | | | |

File : AHRI.PIP.DREAMS_Componant.SexualRelatSelFilled.2017.v1

project_id: REDCap Project Identifier

| | |
|--------------------|--|
| Information | [Type= discrete] [Format=numeric] [Range= 143-153] [Missing=*] |
| Statistics [NW/ W] | [Valid=36892 /-] [Invalid=0 /-] |

event_id: REDCap Event Identifier

| | |
|--------------------|--|
| Information | [Type= discrete] [Format=numeric] [Range= 381-391] [Missing=*] |
| Statistics [NW/ W] | [Valid=36892 /-] [Invalid=0 /-] |

cohort: Cohort Description

| | |
|--------------------|---|
| Information | [Type= discrete] [Format=character] [Missing=*] |
| Statistics [NW/ W] | [Valid=36892 /-] [Invalid=0 /-] |

round: Round Description

| | |
|--------------------|---|
| Information | [Type= discrete] [Format=character] [Missing=*] |
| Statistics [NW/ W] | [Valid=36892 /-] [Invalid=0 /-] |

IIntId: Individual ID

| | |
|--------------------|---|
| Information | [Type= continuous] [Format=numeric] [Range= 15-213640] [Missing=*] |
| Statistics [NW/ W] | [Valid=36892 /-] [Invalid=0 /-] [Mean=73217.909 /-] [StdDev=48656.129 /-] |

srs_self_interviewed: We would like you to complete the following few questions by yourself. The inter

| | |
|--------------------|---|
| Information | [Type= discrete] [Format=numeric] [Range= 0-98] [Missing=*] |
| Statistics [NW/ W] | [Valid=4100 /-] [Invalid=32792 /-] |

| Value | Label | Cases | Percentage |
|---------|---|-------|------------|
| 0 | No, I have never had it | 0 | |
| 1 | Yes | 3087 | 75.3% |
| 2 | No | 913 | 22.3% |
| 3 | Yes, but not sure about the exact age | 0 | |
| 93 | Prefer not to answer | 100 | 2.4% |
| 95 | Not had sex with this partner in the last 4 weeks | 0 | |
| 98 | Don't know | 0 | |
| Sysmiss | | 32792 | |

Warning: these figures indicate the number of cases found in the data file. They cannot be interpreted as summary statistics of the population of interest.

srs_share_partnagetfirstsex: Are you willing to share how old was the person you first had sex with, even if

| | |
|--------------------|---|
| Information | [Type= discrete] [Format=numeric] [Range= 0-98] [Missing=*] |
| Statistics [NW/ W] | [Valid=3132 /-] [Invalid=33760 /-] |

| Value | Label | Cases | Percentage |
|---------|---|-------|------------|
| 0 | No, I have never had it | 0 | |
| 1 | Yes | 937 | 29.9% |
| 2 | No | 912 | 29.1% |
| 3 | Yes, but not sure about the exact age | 865 | 27.6% |
| 93 | Prefer not to answer | 418 | 13.3% |
| 95 | Not had sex with this partner in the last 4 weeks | 0 | |
| 98 | Don't know | 0 | |
| Sysmiss | | 33760 | |

Warning: these figures indicate the number of cases found in the data file. They cannot be interpreted as summary statistics of the population of interest.

File : AHRI.PIP.DREAMS_Componant.SexualRelatSelFilled.2017.v1

srs_partnagetfirstsex: How old was the person you first had sex with, even if it was forced or not your

Information [Type= discrete] [Format=character] [Missing=*]

Statistics [NW/ W] [Valid=933 /-] [Invalid=0 /-]

srs_firstestmage: Was this person:

Information [Type= discrete] [Format=numeric] [Range= 0-2] [Missing=*]

Statistics [NW/ W] [Valid=865 /-] [Invalid=36027 /-]

| Value | Label | Cases | Percentage |
|---------|----------|-------|------------|
| 0 | Older | 601 | 69.5% |
| 1 | Younger | 128 | 14.8% |
| 2 | Same age | 136 | 15.7% |
| Sysmiss | | 36027 | |

Warning: these figures indicate the number of cases found in the data file. They cannot be interpreted as summary statistics of the population of interest.

srs_firstestmyears: How many years younger/older?

Information [Type= discrete] [Format=numeric] [Range= 1-4] [Missing=*]

Statistics [NW/ W] [Valid=861 /-] [Invalid=36031 /-]

| Value | Label | Cases | Percentage |
|---------|------------|-------|------------|
| 1 | 1-2 years | 364 | 42.3% |
| 2 | 3-4 years | 303 | 35.2% |
| 3 | 5-10 years | 119 | 13.8% |
| 4 | 10+ years | 75 | 8.7% |
| Sysmiss | | 36031 | |

Warning: these figures indicate the number of cases found in the data file. They cannot be interpreted as summary statistics of the population of interest.

srs_share_agesecondsex: Are you willing to share how old you were when you first had sex with your secon

Information [Type= discrete] [Format=numeric] [Range= 0-98] [Missing=*]

Statistics [NW/ W] [Valid=2514 /-] [Invalid=34378 /-]

| Value | Label | Cases | Percentage |
|---------|---|-------|------------|
| 0 | No, I have never had it | 0 | |
| 1 | Yes | 739 | 29.4% |
| 2 | No | 1016 | 40.4% |
| 3 | Yes, but not sure about the exact age | 0 | |
| 93 | Prefer not to answer | 759 | 30.2% |
| 95 | Not had sex with this partner in the last 4 weeks | 0 | |
| 98 | Don't know | 0 | |
| Sysmiss | | 34378 | |

Warning: these figures indicate the number of cases found in the data file. They cannot be interpreted as summary statistics of the population of interest.

srs_agesecondsex: How old were you the first time you had sex with your second sexual partner? If

Information [Type= discrete] [Format=character] [Missing=*]

Statistics [NW/ W] [Valid=732 /-] [Invalid=0 /-]




srs_transsex_women: In the past 12 months, have you ever had sex with anyone (for a short period of

Information [Type= discrete] [Format=numeric] [Range= 0-98] [Missing=*]

Statistics [NW/ W] [Valid=1933 /-] [Invalid=34959 /-]

File : AHRI.PIP.DREAMS_Componant.SexualRelatSelFilled.2017.v1




srs_transsex_women: In the past 12 months, have you ever had sex with anyone (for a short period of

| Value | Label | Cases | Percentage |
|---------|---|-------|---|
| 0 | No, I have never had it | 0 | |
| 1 | Yes | 259 |  13.4% |
| 2 | No | 1418 |  73.4% |
| 3 | Yes, but not sure about the exact age | 0 | |
| 93 | Prefer not to answer | 256 |  13.2% |
| 95 | Not had sex with this partner in the last 4 weeks | 0 | |
| 98 | Don't know | 0 | |
| Sysmiss | | 34959 | |

Warning: these figures indicate the number of cases found in the data file. They cannot be interpreted as summary statistics of the population of interest.

srs_transsex_men: In the past 12 months have you provided a woman who is not a sex worker with hel




| | |
|--------------------|---|
| Information | [Type= discrete] [Format=numeric] [Range= 0-98] [Missing=*] |
| Statistics [NW/ W] | [Valid=934 /-] [Invalid=35958 /-] |

| Value | Label | Cases | Percentage |
|---------|---|-------|---|
| 0 | No, I have never had it | 0 | |
| 1 | Yes | 30 |  3.2% |
| 2 | No | 871 |  93.3% |
| 3 | Yes, but not sure about the exact age | 0 | |
| 93 | Prefer not to answer | 33 |  3.5% |
| 95 | Not had sex with this partner in the last 4 weeks | 0 | |
| 98 | Don't know | 0 | |
| Sysmiss | | 35958 | |

Warning: these figures indicate the number of cases found in the data file. They cannot be interpreted as summary statistics of the population of interest.

srs_share_transsex: Are you willing to share with how many different people have you become sexually

| | |
|--------------------|---|
| Information | [Type= discrete] [Format=numeric] [Range= 0-98] [Missing=*] |
| Statistics [NW/ W] | [Valid=2526 /-] [Invalid=34366 /-] |

| Value | Label | Cases | Percentage |
|---------|---|-------|---|
| 0 | No, I have never had it | 0 | |
| 1 | Yes | 471 |  18.6% |
| 2 | No | 1658 |  65.6% |
| 3 | Yes, but not sure about the exact age | 0 | |
| 93 | Prefer not to answer | 397 |  15.7% |
| 95 | Not had sex with this partner in the last 4 weeks | 0 | |
| 98 | Don't know | 0 | |
| Sysmiss | | 34366 | |

Warning: these figures indicate the number of cases found in the data file. They cannot be interpreted as summary statistics of the population of interest.

srs_transsex_num: In the past 12 months how many different people have you become sexually involve

| | |
|--------------------|---|
| Information | [Type= discrete] [Format=character] [Missing=*] |
| Statistics [NW/ W] | [Valid=466 /-] [Invalid=0 /-] |

srs_sexworker: Some people have sex with other people for a living; would you consider yourself

| | |
|--------------------|---|
| Information | [Type= discrete] [Format=numeric] [Range= 0-98] [Missing=*] |
| Statistics [NW/ W] | [Valid=1937 /-] [Invalid=34955 /-] |

File : AHRI.PIP.DREAMS_Componant.SexualRelatSelFilled.2017.v1

srs_sexworker: Some people have sex with other people for a living; would you consider yourself

| Value | Label | Cases | Percentage |
|---------|---|-------|------------|
| 0 | No, I have never had it | 0 | |
| 1 | Yes | 30 | 1.5% |
| 2 | No | 1814 | 93.6% |
| 3 | Yes, but not sure about the exact age | 0 | |
| 93 | Prefer not to answer | 93 | 4.8% |
| 95 | Not had sex with this partner in the last 4 weeks | 0 | |
| 98 | Don't know | 0 | |
| Sysmiss | | 34955 | |

Warning: these figures indicate the number of cases found in the data file. They cannot be interpreted as summary statistics of the population of interest.

srs_evermalecondom: Have you ever used a male condom when you had sex (whether it was forced or agree

| | |
|--------------------|---|
| Information | [Type= discrete] [Format=numeric] [Range= 0-98] [Missing=*] |
| Statistics [NW/ W] | [Valid=2531 /-] [Invalid=34361 /-] |

| Value | Label | Cases | Percentage |
|---------|---|-------|------------|
| 0 | No, I have never had it | 0 | |
| 1 | Yes | 1328 | 52.5% |
| 2 | No | 1047 | 41.4% |
| 3 | Yes, but not sure about the exact age | 0 | |
| 93 | Prefer not to answer | 156 | 6.2% |
| 95 | Not had sex with this partner in the last 4 weeks | 0 | |
| 98 | Don't know | 0 | |
| Sysmiss | | 34361 | |

Warning: these figures indicate the number of cases found in the data file. They cannot be interpreted as summary statistics of the population of interest.

srs_usecondom3months: Have you used a condom during sex in the past 3 months?

| | |
|--------------------|---|
| Information | [Type= discrete] [Format=numeric] [Range= 0-98] [Missing=*] |
| Statistics [NW/ W] | [Valid=1328 /-] [Invalid=35564 /-] |

| Value | Label | Cases | Percentage |
|---------|---|-------|------------|
| 0 | No, I have never had it | 0 | |
| 1 | Yes | 899 | 67.7% |
| 2 | No | 377 | 28.4% |
| 3 | Yes, but not sure about the exact age | 0 | |
| 93 | Prefer not to answer | 52 | 3.9% |
| 95 | Not had sex with this partner in the last 4 weeks | 0 | |
| 98 | Don't know | 0 | |
| Sysmiss | | 35564 | |

Warning: these figures indicate the number of cases found in the data file. They cannot be interpreted as summary statistics of the population of interest.



srs_usecondomlasttime: Did you use a condom the LAST time you had sex (whether it was forced or agreed)

| | |
|--------------------|---|
| Information | [Type= discrete] [Format=numeric] [Range= 0-98] [Missing=*] |
| Statistics [NW/ W] | [Valid=1326 /-] [Invalid=35566 /-] |

| Value | Label | Cases | Percentage |
|-------|-------------------------|-------|------------|
| 0 | No, I have never had it | 0 | |
| 1 | Yes | 913 | 68.9% |

File : AHRI.PIP.DREAMS_Componant.SexualRelatSelfFilled.2017.v1



srs_usecondomlasttime: Did you use a condom the LAST time you had sex (whether it was forced or agreed)

| Value | Label | Cases | Percentage |
|---------|---|-------|---|
| 2 | No | 383 |  28.9% |
| 3 | Yes, but not sure about the exact age | 0 | |
| 93 | Prefer not to answer | 30 |  2.3% |
| 95 | Not had sex with this partner in the last 4 weeks | 0 | |
| 98 | Don't know | 0 | |
| Sysmiss | | 35566 | |

Warning: these figures indicate the number of cases found in the data file. They cannot be interpreted as summary statistics of the population of interest.

srs_gems01: A woman's most important role is to take care of her home and cook for her famil



| | |
|--------------------|---|
| Information | [Type= discrete] [Format=numeric] [Range= 1-93] [Missing=*] |
| Statistics [NW/ W] | [Valid=936 /-] [Invalid=35956 /-] |

| Value | Label | Cases | Percentage |
|---------|----------------------|-------|---|
| 1 | Agree | 659 |  70.4% |
| 2 | Disagree | 277 |  29.6% |
| 93 | Prefer not to answer | 0 | |
| Sysmiss | | 35956 | |

Warning: these figures indicate the number of cases found in the data file. They cannot be interpreted as summary statistics of the population of interest.

srs_gems02: Changing nappies/diapers, giving the children a bath, and feeding the children a



| | |
|--------------------|---|
| Information | [Type= discrete] [Format=numeric] [Range= 1-93] [Missing=*] |
| Statistics [NW/ W] | [Valid=937 /-] [Invalid=35955 /-] |

| Value | Label | Cases | Percentage |
|---------|----------------------|-------|---|
| 1 | Agree | 555 |  59.2% |
| 2 | Disagree | 382 |  40.8% |
| 93 | Prefer not to answer | 0 | |
| Sysmiss | | 35955 | |

Warning: these figures indicate the number of cases found in the data file. They cannot be interpreted as summary statistics of the population of interest.

srs_gems03: A man should have the final word about decisions in the home



| | |
|--------------------|---|
| Information | [Type= discrete] [Format=numeric] [Range= 1-93] [Missing=*] |
| Statistics [NW/ W] | [Valid=935 /-] [Invalid=35957 /-] |

| Value | Label | Cases | Percentage |
|---------|----------------------|-------|---|
| 1 | Agree | 558 |  59.7% |
| 2 | Disagree | 377 |  40.3% |
| 93 | Prefer not to answer | 0 | |
| Sysmiss | | 35957 | |

Warning: these figures indicate the number of cases found in the data file. They cannot be interpreted as summary statistics of the population of interest.

srs_gems04: It is important that a father is present in the lives of his children, even if h

| | |
|--------------------|---|
| Information | [Type= discrete] [Format=numeric] [Range= 1-93] [Missing=*] |
| Statistics [NW/ W] | [Valid=936 /-] [Invalid=35956 /-] |

| Value | Label | Cases | Percentage |
|-------|----------------------|-------|---|
| 1 | Agree | 769 |  82.2% |
| 2 | Disagree | 167 |  17.8% |
| 93 | Prefer not to answer | 0 | |

File : AHRI.PIP.DREAMS_Componant.SexualRelatSelfFilled.2017.v1

srs_gems04: It is important that a father is present in the lives of his children, even if h

| Value | Label | Cases | Percentage |
|---------|-------|-------|------------|
| Sysmiss | | 35956 | |

Warning: these figures indicate the number of cases found in the data file. They cannot be interpreted as summary statistics of the population of interest.

srs_gems05: The husband should decide to buy the major household items

| | |
|--------------------|---|
| Information | [Type= discrete] [Format=numeric] [Range= 1-93] [Missing=*] |
| Statistics [NW/ W] | [Valid=938 /-] [Invalid=35954 /-] |

| Value | Label | Cases | Percentage |
|---------|----------------------|-------|------------|
| 1 | Agree | 492 | 52.5% |
| 2 | Disagree | 446 | 47.5% |
| 93 | Prefer not to answer | 0 | |
| Sysmiss | | 35954 | |

Warning: these figures indicate the number of cases found in the data file. They cannot be interpreted as summary statistics of the population of interest.

srs_gems06: A woman should obey her husband in all things

| | |
|--------------------|---|
| Information | [Type= discrete] [Format=numeric] [Range= 1-93] [Missing=*] |
| Statistics [NW/ W] | [Valid=934 /-] [Invalid=35958 /-] |

| Value | Label | Cases | Percentage |
|---------|----------------------|-------|------------|
| 1 | Agree | 636 | 68.1% |
| 2 | Disagree | 298 | 31.9% |
| 93 | Prefer not to answer | 0 | |
| Sysmiss | | 35958 | |

Warning: these figures indicate the number of cases found in the data file. They cannot be interpreted as summary statistics of the population of interest.

srs_gems07: Males and females have an equal right to finish school

| | |
|--------------------|---|
| Information | [Type= discrete] [Format=numeric] [Range= 1-93] [Missing=*] |
| Statistics [NW/ W] | [Valid=938 /-] [Invalid=35954 /-] |

| Value | Label | Cases | Percentage |
|---------|----------------------|-------|------------|
| 1 | Agree | 766 | 81.7% |
| 2 | Disagree | 172 | 18.3% |
| 93 | Prefer not to answer | 0 | |
| Sysmiss | | 35954 | |

Warning: these figures indicate the number of cases found in the data file. They cannot be interpreted as summary statistics of the population of interest.

srs_gems08: Females should have their own source of income

| | |
|--------------------|---|
| Information | [Type= discrete] [Format=numeric] [Range= 1-93] [Missing=*] |
| Statistics [NW/ W] | [Valid=936 /-] [Invalid=35956 /-] |

| Value | Label | Cases | Percentage |
|---------|----------------------|-------|------------|
| 1 | Agree | 557 | 59.5% |
| 2 | Disagree | 379 | 40.5% |
| 93 | Prefer not to answer | 0 | |
| Sysmiss | | 35956 | |

Warning: these figures indicate the number of cases found in the data file. They cannot be interpreted as summary statistics of the population of interest.

srs_gems09: It is the man who decides what type of sex to have

| | |
|-------------|---|
| Information | [Type= discrete] [Format=numeric] [Range= 1-93] [Missing=*] |
|-------------|---|

File : AHRI.PIP.DREAMS_Componant.SexualRelatSelFilled.2017.v1

srs_gems09: It is the man who decides what type of sex to have

Statistics [NW/ W] [Valid=934 /-] [Invalid=35958 /-]



| Value | Label | Cases | Percentage |
|---------|----------------------|-------|---|
| 1 | Agree | 364 |  39.0% |
| 2 | Disagree | 570 |  61.0% |
| 93 | Prefer not to answer | 0 | |
| Sysmiss | | 35958 | |

Warning: these figures indicate the number of cases found in the data file. They cannot be interpreted as summary statistics of the population of interest.

srs_gems10: Men need sex more than women do

Information [Type= discrete] [Format=numeric] [Range= 1-93] [Missing=*]

Statistics [NW/ W] [Valid=935 /-] [Invalid=35957 /-]

| Value | Label | Cases | Percentage |
|---------|----------------------|-------|---|
| 1 | Agree | 524 |  56.0% |
| 2 | Disagree | 411 |  44.0% |
| 93 | Prefer not to answer | 0 | |
| Sysmiss | | 35957 | |

Warning: these figures indicate the number of cases found in the data file. They cannot be interpreted as summary statistics of the population of interest.

srs_gems11: You don't talk about sex, you just do it

Information [Type= discrete] [Format=numeric] [Range= 1-93] [Missing=*]

Statistics [NW/ W] [Valid=935 /-] [Invalid=35957 /-]

| Value | Label | Cases | Percentage |
|---------|----------------------|-------|---|
| 1 | Agree | 746 |  79.8% |
| 2 | Disagree | 189 |  20.2% |
| 93 | Prefer not to answer | 0 | |
| Sysmiss | | 35957 | |

Warning: these figures indicate the number of cases found in the data file. They cannot be interpreted as summary statistics of the population of interest.

srs_gems12: Men are always ready to have sex

Information [Type= discrete] [Format=numeric] [Range= 1-93] [Missing=*]

Statistics [NW/ W] [Valid=936 /-] [Invalid=35956 /-]



| Value | Label | Cases | Percentage |
|---------|----------------------|-------|---|
| 1 | Agree | 720 |  76.9% |
| 2 | Disagree | 216 |  23.1% |
| 93 | Prefer not to answer | 0 | |
| Sysmiss | | 35956 | |

Warning: these figures indicate the number of cases found in the data file. They cannot be interpreted as summary statistics of the population of interest.

srs_gems13: A man should know what his partner likes during sex

Information [Type= discrete] [Format=numeric] [Range= 1-93] [Missing=*]

Statistics [NW/ W] [Valid=936 /-] [Invalid=35956 /-]

| Value | Label | Cases | Percentage |
|-------|----------------------|-------|---|
| 1 | Agree | 786 |  84.0% |
| 2 | Disagree | 150 |  16.0% |
| 93 | Prefer not to answer | 0 | |

File : AHRI.PIP.DREAMS_Componant.SexualRelatSelFilled.2017.v1

srs_gems13: A man should know what his partner likes during sex

| Value | Label | Cases | Percentage |
|---------|-------|-------|------------|
| Sysmiss | | 35956 | |

Warning: these figures indicate the number of cases found in the data file. They cannot be interpreted as summary statistics of the population of interest.

srs_gems14: A woman who has sex before she marries does not deserve respect

| | |
|--------------------|---|
| Information | [Type= discrete] [Format=numeric] [Range= 1-93] [Missing=*] |
| Statistics [NW/ W] | [Valid=936 /-] [Invalid=35956 /-] |

| Value | Label | Cases | Percentage |
|---------|----------------------|-------|------------|
| 1 | Agree | 750 | 80.1% |
| 2 | Disagree | 186 | 19.9% |
| 93 | Prefer not to answer | 0 | |
| Sysmiss | | 35956 | |

Warning: these figures indicate the number of cases found in the data file. They cannot be interpreted as summary statistics of the population of interest.

srs_gems15: A woman should not initiate sex

| | |
|--------------------|---|
| Information | [Type= discrete] [Format=numeric] [Range= 1-93] [Missing=*] |
| Statistics [NW/ W] | [Valid=935 /-] [Invalid=35957 /-] |

| Value | Label | Cases | Percentage |
|---------|----------------------|-------|------------|
| 1 | Agree | 259 | 27.7% |
| 2 | Disagree | 676 | 72.3% |
| 93 | Prefer not to answer | 0 | |
| Sysmiss | | 35957 | |

Warning: these figures indicate the number of cases found in the data file. They cannot be interpreted as summary statistics of the population of interest.

srs_gems16: Women who carry condoms are "easy"

| | |
|--------------------|---|
| Information | [Type= discrete] [Format=numeric] [Range= 1-93] [Missing=*] |
| Statistics [NW/ W] | [Valid=937 /-] [Invalid=35955 /-] |

| Value | Label | Cases | Percentage |
|---------|----------------------|-------|------------|
| 1 | Agree | 175 | 18.7% |
| 2 | Disagree | 762 | 81.3% |
| 93 | Prefer not to answer | 0 | |
| Sysmiss | | 35955 | |

Warning: these figures indicate the number of cases found in the data file. They cannot be interpreted as summary statistics of the population of interest.

srs_gems17: It is a woman's responsibility to avoid getting pregnant

| | |
|--------------------|---|
| Information | [Type= discrete] [Format=numeric] [Range= 1-93] [Missing=*] |
| Statistics [NW/ W] | [Valid=936 /-] [Invalid=35956 /-] |

| Value | Label | Cases | Percentage |
|---------|----------------------|-------|------------|
| 1 | Agree | 682 | 72.9% |
| 2 | Disagree | 254 | 27.1% |
| 93 | Prefer not to answer | 0 | |
| Sysmiss | | 35956 | |

Warning: these figures indicate the number of cases found in the data file. They cannot be interpreted as summary statistics of the population of interest.

srs_gems18: A couple should decide together if they want to have children

| | |
|-------------|---|
| Information | [Type= discrete] [Format=numeric] [Range= 1-93] [Missing=*] |
|-------------|---|

File : AHRI.PIP.DREAMS_Componant.SexualRelatSelFilled.2017.v1

srs_gems18: A couple should decide together if they want to have children

Statistics [NW/ W] [Valid=936 /-] [Invalid=35956 /-]



| Value | Label | Cases | Percentage |
|---------|----------------------|-------|---|
| 1 | Agree | 194 |  20.7% |
| 2 | Disagree | 742 |  79.3% |
| 93 | Prefer not to answer | 0 | |
| Sysmiss | | 35956 | |

Warning: these figures indicate the number of cases found in the data file. They cannot be interpreted as summary statistics of the population of interest.

srs_gems19: In my opinion, a woman can suggest using condoms just like a man can

Information [Type= discrete] [Format=numeric] [Range= 1-93] [Missing=*]

Statistics [NW/ W] [Valid=936 /-] [Invalid=35956 /-]



| Value | Label | Cases | Percentage |
|---------|----------------------|-------|---|
| 1 | Agree | 297 |  31.7% |
| 2 | Disagree | 639 |  68.3% |
| 93 | Prefer not to answer | 0 | |
| Sysmiss | | 35956 | |

Warning: these figures indicate the number of cases found in the data file. They cannot be interpreted as summary statistics of the population of interest.

srs_gems20: If a man gets a woman pregnant, the child is the responsibility of both

Information [Type= discrete] [Format=numeric] [Range= 1-93] [Missing=*]

Statistics [NW/ W] [Valid=936 /-] [Invalid=35956 /-]

| Value | Label | Cases | Percentage |
|---------|----------------------|-------|---|
| 1 | Agree | 284 |  30.3% |
| 2 | Disagree | 652 |  69.7% |
| 93 | Prefer not to answer | 0 | |
| Sysmiss | | 35956 | |

Warning: these figures indicate the number of cases found in the data file. They cannot be interpreted as summary statistics of the population of interest.

srs_gems21: A man and a woman should decide together what type of contraceptive to use

Information [Type= discrete] [Format=numeric] [Range= 1-93] [Missing=*]

Statistics [NW/ W] [Valid=935 /-] [Invalid=35957 /-]



| Value | Label | Cases | Percentage |
|---------|----------------------|-------|---|
| 1 | Agree | 373 |  39.9% |
| 2 | Disagree | 562 |  60.1% |
| 93 | Prefer not to answer | 0 | |
| Sysmiss | | 35957 | |

Warning: these figures indicate the number of cases found in the data file. They cannot be interpreted as summary statistics of the population of interest.

srs_gems22: Only when a woman has a child is she a real woman

Information [Type= discrete] [Format=numeric] [Range= 1-93] [Missing=*]

Statistics [NW/ W] [Valid=935 /-] [Invalid=35957 /-]

| Value | Label | Cases | Percentage |
|-------|----------------------|-------|---|
| 1 | Agree | 377 |  40.3% |
| 2 | Disagree | 558 |  59.7% |
| 93 | Prefer not to answer | 0 | |

File : AHRI.PIP.DREAMS_Componant.SexualRelatSelFilled.2017.v1

srs_gems22: Only when a woman has a child is she a real woman

| Value | Label | Cases | Percentage |
|---------|-------|-------|------------|
| Sysmiss | | 35957 | |

Warning: these figures indicate the number of cases found in the data file. They cannot be interpreted as summary statistics of the population of interest.

srs_gems23: A real man produces a male child

| | |
|--------------------|---|
| Information | [Type= discrete] [Format=numeric] [Range= 1-93] [Missing=*] |
| Statistics [NW/ W] | [Valid=936 /-] [Invalid=35956 /-] |

| Value | Label | Cases | Percentage |
|---------|----------------------|-------|------------|
| 1 | Agree | 238 | 25.4% |
| 2 | Disagree | 698 | 74.6% |
| 93 | Prefer not to answer | 0 | |
| Sysmiss | | 35956 | |

Warning: these figures indicate the number of cases found in the data file. They cannot be interpreted as summary statistics of the population of interest.

srs_gems24: A man and woman should decide together whether to use a condom

| | |
|--------------------|---|
| Information | [Type= discrete] [Format=numeric] [Range= 1-93] [Missing=*] |
| Statistics [NW/ W] | [Valid=938 /-] [Invalid=35954 /-] |

| Value | Label | Cases | Percentage |
|---------|----------------------|-------|------------|
| 1 | Agree | 233 | 24.8% |
| 2 | Disagree | 705 | 75.2% |
| 93 | Prefer not to answer | 0 | |
| Sysmiss | | 35954 | |

Warning: these figures indicate the number of cases found in the data file. They cannot be interpreted as summary statistics of the population of interest.

srs_gems25: There are times when a woman deserves to be beaten

| | |
|--------------------|---|
| Information | [Type= discrete] [Format=numeric] [Range= 1-93] [Missing=*] |
| Statistics [NW/ W] | [Valid=937 /-] [Invalid=35955 /-] |

| Value | Label | Cases | Percentage |
|---------|----------------------|-------|------------|
| 1 | Agree | 159 | 17.0% |
| 2 | Disagree | 778 | 83.0% |
| 93 | Prefer not to answer | 0 | |
| Sysmiss | | 35955 | |

Warning: these figures indicate the number of cases found in the data file. They cannot be interpreted as summary statistics of the population of interest.

srs_gems26: A woman should tolerate violence in order to keep her family together

| | |
|--------------------|---|
| Information | [Type= discrete] [Format=numeric] [Range= 1-93] [Missing=*] |
| Statistics [NW/ W] | [Valid=937 /-] [Invalid=35955 /-] |

| Value | Label | Cases | Percentage |
|---------|----------------------|-------|------------|
| 1 | Agree | 327 | 34.9% |
| 2 | Disagree | 610 | 65.1% |
| 93 | Prefer not to answer | 0 | |
| Sysmiss | | 35955 | |

Warning: these figures indicate the number of cases found in the data file. They cannot be interpreted as summary statistics of the population of interest.

srs_expr_pv: In the past 12 months have you experienced any of the following examples of phys

| | |
|-------------|---|
| Information | [Type= discrete] [Format=numeric] [Range= 0-98] [Missing=*] |
|-------------|---|

File : AHRI.PIP.DREAMS_Componant.SexualRelatSelFilled.2017.v1

srs_expr_pv: In the past 12 months have you experienced any of the following examples of phys

Statistics [NW/ W] [Valid=4065 /-] [Invalid=32827 /-]

| Value | Label | Cases | Percentage |
|---------|---|-------|------------|
| 0 | No, I have never had it | 0 | |
| 1 | Yes | 166 | 4.1% |
| 2 | No | 3720 | 91.5% |
| 3 | Yes, but not sure about the exact age | 0 | |
| 93 | Prefer not to answer | 158 | 3.9% |
| 95 | Not had sex with this partner in the last 4 weeks | 0 | |
| 98 | Don't know | 21 | 0.5% |
| Sysmiss | | 32827 | |

Warning: these figures indicate the number of cases found in the data file. They cannot be interpreted as summary statistics of the population of interest.

srs_relationto_pv_1: The most recent time that someone was physically violent to you, was this person

Information [Type= discrete] [Format=numeric] [Range= 1-93] [Missing=*]

Statistics [NW/ W] [Valid=60 /-] [Invalid=36832 /-]

| Value | Label | Cases | Percentage |
|---------|---|-------|------------|
| 1 | Someone you were, or had been, in a relationship with | 60 | 100.0% |
| 2 | Someone known to you as a family member or friend | 0 | |
| 3 | Someone known to you but not as a family member or friend | 0 | |
| 4 | Someone you didn't know | 0 | |
| 93 | Prefer not to answer | 0 | |
| Sysmiss | | 36832 | |

Warning: these figures indicate the number of cases found in the data file. They cannot be interpreted as summary statistics of the population of interest.

srs_relationto_pv_2: The most recent time that someone was physically violent to you, was this person

Information [Type= discrete] [Format=numeric] [Range= 1-93] [Missing=*]

Statistics [NW/ W] [Valid=29 /-] [Invalid=36863 /-]

| Value | Label | Cases | Percentage |
|---------|---|-------|------------|
| 1 | Someone you were, or had been, in a relationship with | 0 | |
| 2 | Someone known to you as a family member or friend | 29 | 100.0% |
| 3 | Someone known to you but not as a family member or friend | 0 | |
| 4 | Someone you didn't know | 0 | |
| 93 | Prefer not to answer | 0 | |
| Sysmiss | | 36863 | |

Warning: these figures indicate the number of cases found in the data file. They cannot be interpreted as summary statistics of the population of interest.

srs_relationto_pv_3: The most recent time that someone was physically violent to you, was this person

Information [Type= discrete] [Format=numeric] [Range= 1-93] [Missing=*]

Statistics [NW/ W] [Valid=38 /-] [Invalid=36854 /-]

| Value | Label | Cases | Percentage |
|-------|---|-------|------------|
| 1 | Someone you were, or had been, in a relationship with | 0 | |
| 2 | Someone known to you as a family member or friend | 0 | |
| 3 | Someone known to you but not as a family member or friend | 38 | 100.0% |
| 4 | Someone you didn't know | 0 | |
| 93 | Prefer not to answer | 0 | |

File : AHRI.PIP.DREAMS_Componant.SexualRelatSelFilled.2017.v1**# srs_relationto_pv_3: The most recent time that someone was physically violent to you, was this person**

| Value | Label | Cases | Percentage |
|---------|-------|-------|------------|
| Sysmiss | | 36854 | |

Warning: these figures indicate the number of cases found in the data file. They cannot be interpreted as summary statistics of the population of interest.

| # srs_relationto_pv_4: The most recent time that someone was physically violent to you, was this person | | | |
|---|---|-------|-------------------------------|
| Information | [Type= discrete] [Format=numeric] [Range= 1-93] [Missing=*] | | |
| Statistics [NW/ W] | [Valid=26 /-] [Invalid=36866 /-] | | |
| Value | Label | Cases | Percentage |
| 1 | Someone you were, or had been, in a relationship with | 0 | |
| 2 | Someone known to you as a family member or friend | 0 | |
| 3 | Someone known to you but not as a family member or friend | 0 | |
| 4 | Someone you didn't know | 26 | <div><div></div></div> 100.0% |
| 93 | Prefer not to answer | 0 | |
| Sysmiss | | 36866 | |
| Warning: these figures indicate the number of cases found in the data file. They cannot be interpreted as summary statistics of the population of interest. | | | |
| # srs_relationto_pv_93: The most recent time that someone was physically violent to you, was this person | | | |
| Information | [Type= discrete] [Format=numeric] [Range= 1-93] [Missing=*] | | |
| Statistics [NW/ W] | [Valid=16 /-] [Invalid=36876 /-] | | |
| Value | Label | Cases | Percentage |
| 1 | Someone you were, or had been, in a relationship with | 0 | |
| 2 | Someone known to you as a family member or friend | 0 | |
| 3 | Someone known to you but not as a family member or friend | 0 | |
| 4 | Someone you didn't know | 0 | |
| 93 | Prefer not to answer | 16 | <div><div></div></div> 100.0% |
| Sysmiss | | 36876 | |
| Warning: these figures indicate the number of cases found in the data file. They cannot be interpreted as summary statistics of the population of interest. | | | |
| # srs_madehave_sex: In the past 12 months has anyone made you have sex with them, against your will? | | | |
| Information | [Type= discrete] [Format=numeric] [Range= 0-98] [Missing=*] | | |
| Statistics [NW/ W] | [Valid=4077 /-] [Invalid=32815 /-] | | |
| Value | Label | Cases | Percentage |
| 0 | No, I have never had it | 0 | |
| 1 | Yes | 30 | <div><div></div></div> 0.7% |
| 2 | No | 3885 | <div><div></div></div> 95.3% |
| 3 | Yes, but not sure about the exact age | 0 | |
| 93 | Prefer not to answer | 149 | <div><div></div></div> 3.7% |
| 95 | Not had sex with this partner in the last 4 weeks | 0 | |
| 98 | Don't know | 13 | <div><div></div></div> 0.3% |
| Sysmiss | | 32815 | |
| Warning: these figures indicate the number of cases found in the data file. They cannot be interpreted as summary statistics of the population of interest. | | | |
| # srs_relation_madesex_1: The most recent time that someone made you have sex against your will, was this | | | |
| Information | [Type= discrete] [Format=numeric] [Range= 1-93] [Missing=*] | | |
| Statistics [NW/ W] | [Valid=8 /-] [Invalid=36884 /-] | | |
| Value | Label | Cases | Percentage |
| 1 | Someone you were, or had been, in a relationship with | 8 | <div><div></div></div> 100.0% |
| 2 | Someone known to you as a family member or friend | 0 | |
| 3 | Someone known to you but not as a family member or friend | 0 | |
| 4 | Someone you didn't know | 0 | |
| 93 | Prefer not to answer | 0 | |

| # srs_relation_madesex_1: The most recent time that someone made you have sex against your will, was this | | | |
|---|---|-------|------------|
| Value | Label | Cases | Percentage |
| Sysmiss | | 36884 | |
| Warning: these figures indicate the number of cases found in the data file. They cannot be interpreted as summary statistics of the population of interest. | | | |
| # srs_relation_madesex_2: The most recent time that someone made you have sex against your will, was this | | | |
| Information | [Type= discrete] [Format=numeric] [Range= 1-93] [Missing=*] | | |
| Statistics [NW/ W] | [Valid=6 /-] [Invalid=36886 /-] | | |
| Value | Label | Cases | Percentage |
| 1 | Someone you were, or had been, in a relationship with | 0 | |
| 2 | Someone known to you as a family member or friend | 6 | 100.0% |
| 3 | Someone known to you but not as a family member or friend | 0 | |
| 4 | Someone you didn't know | 0 | |
| 93 | Prefer not to answer | 0 | |
| Sysmiss | | 36886 | |
| Warning: these figures indicate the number of cases found in the data file. They cannot be interpreted as summary statistics of the population of interest. | | | |
| # srs_relation_madesex_3: The most recent time that someone made you have sex against your will, was this | | | |
| Information | [Type= discrete] [Format=numeric] [Range= 1-93] [Missing=*] | | |
| Statistics [NW/ W] | [Valid=2 /-] [Invalid=36890 /-] | | |
| Value | Label | Cases | Percentage |
| 1 | Someone you were, or had been, in a relationship with | 0 | |
| 2 | Someone known to you as a family member or friend | 0 | |
| 3 | Someone known to you but not as a family member or friend | 2 | 100.0% |
| 4 | Someone you didn't know | 0 | |
| 93 | Prefer not to answer | 0 | |
| Sysmiss | | 36890 | |
| Warning: these figures indicate the number of cases found in the data file. They cannot be interpreted as summary statistics of the population of interest. | | | |
| # srs_relation_madesex_4: The most recent time that someone made you have sex against your will, was this | | | |
| Information | [Type= discrete] [Format=numeric] [Range= 1-93] [Missing=*] | | |
| Statistics [NW/ W] | [Valid=7 /-] [Invalid=36885 /-] | | |
| Value | Label | Cases | Percentage |
| 1 | Someone you were, or had been, in a relationship with | 0 | |
| 2 | Someone known to you as a family member or friend | 0 | |
| 3 | Someone known to you but not as a family member or friend | 0 | |
| 4 | Someone you didn't know | 7 | 100.0% |
| 93 | Prefer not to answer | 0 | |
| Sysmiss | | 36885 | |
| Warning: these figures indicate the number of cases found in the data file. They cannot be interpreted as summary statistics of the population of interest. | | | |
| # srs_relation_madesex_93: The most recent time that someone made you have sex against your will, was this | | | |
| Information | [Type= discrete] [Format=numeric] [Range= 1-93] [Missing=*] | | |
| Statistics [NW/ W] | [Valid=5 /-] [Invalid=36887 /-] | | |
| Value | Label | Cases | Percentage |
| 1 | Someone you were, or had been, in a relationship with | 0 | |
| 2 | Someone known to you as a family member or friend | 0 | |
| 3 | Someone known to you but not as a family member or friend | 0 | |

| # srs_relation_madesex_93: The most recent time that someone made you have sex against your will, was this | | | |
|---|--|-------|------------|
| Value | Label | Cases | Percentage |
| 4 | Someone you didn't know | 0 | |
| 93 | Prefer not to answer | 5 | 100.0% |
| Sysmiss | | 36887 | |
| Warning: these figures indicate the number of cases found in the data file. They cannot be interpreted as summary statistics of the population of interest. | | | |
| # srs_female_violence_0: Has any male ever done any of the following things to you: | | | |
| Information | [Type= discrete] [Format=numeric] [Range= 0-16] [Missing=*] | | |
| Statistics [NW/ W] | [Valid=26 /-] [Invalid=36866 /-] | | |
| Value | Label | Cases | Percentage |
| 0 | Say or do something to humiliate you in front of others? | 26 | 100.0% |
| 2 | No | 0 | |
| 3 | Threaten to hurt or harm you or someone close to you? | 0 | |
| 4 | Insult you or make you feel bad about yourself? | 0 | |
| 5 | Push you, shake you, or throw something at you | 0 | |
| 6 | Slap you | 0 | |
| 7 | Twist your arm or pull your hair | 0 | |
| 8 | Punch you with his fist or something that could hurt you | 0 | |
| 9 | Kick you, drag you, or beat you up | 0 | |
| 10 | Try to choke you or burn you on purpose | 0 | |
| 11 | Threatened to attack you with a knife or other weapon | 0 | |
| 12 | Attacked you with a weapon | 0 | |
| 13 | Touched you in a sexual way (e.g. kissing, grabbing, or fondling), when you did not want them to | 0 | |
| 14 | Try to have sexual intercourse with you when you did not want to but did not succeed | 0 | |
| 15 | Physically forced you to have sexual intercourse even when you did not want to | 0 | |
| 16 | Forced you to perform sexual acts when you did not want to | 0 | |
| Sysmiss | | 36866 | |
| Warning: these figures indicate the number of cases found in the data file. They cannot be interpreted as summary statistics of the population of interest. | | | |
| # srs_female_violence_2: Has any male ever done any of the following things to you: | | | |
| Information | [Type= discrete] [Format=numeric] [Range= 0-16] [Missing=*] | | |
| Statistics [NW/ W] | [Valid=2223 /-] [Invalid=34669 /-] | | |
| Value | Label | Cases | Percentage |
| 0 | Say or do something to humiliate you in front of others? | 0 | |
| 2 | No | 2223 | 100.0% |
| 3 | Threaten to hurt or harm you or someone close to you? | 0 | |
| 4 | Insult you or make you feel bad about yourself? | 0 | |
| 5 | Push you, shake you, or throw something at you | 0 | |
| 6 | Slap you | 0 | |
| 7 | Twist your arm or pull your hair | 0 | |
| 8 | Punch you with his fist or something that could hurt you | 0 | |
| 9 | Kick you, drag you, or beat you up | 0 | |
| 10 | Try to choke you or burn you on purpose | 0 | |
| 11 | Threatened to attack you with a knife or other weapon | 0 | |
| 12 | Attacked you with a weapon | 0 | |

| # srs_female_violence_2: Has any male ever done any of the following things to you: | | | |
|---|--|-------|------------|
| Value | Label | Cases | Percentage |
| 13 | Touched you in a sexual way (e.g. kissing, grabbing, or fondling), when you did not want them to | 0 | |
| 14 | Try to have sexual intercourse with you when you did not want to but did not succeed | 0 | |
| 15 | Physically forced you to have sexual intercourse even when you did not want to | 0 | |
| 16 | Forced you to perform sexual acts when you did not want to | 0 | |
| Sysmiss | | 34669 | |
| Warning: these figures indicate the number of cases found in the data file. They cannot be interpreted as summary statistics of the population of interest. | | | |
| # srs_female_violence_3: Has any male ever done any of the following things to you: | | | |
| Information | [Type= discrete] [Format=numeric] [Range= 0-16] [Missing=*] | | |
| Statistics [NW/ W] | [Valid=20 /-] [Invalid=36872 /-] | | |
| Value | Label | Cases | Percentage |
| 0 | Say or do something to humiliate you in front of others? | 0 | |
| 2 | No | 0 | |
| 3 | Threaten to hurt or harm you or someone close to you? | 20 | 100.0% |
| 4 | Insult you or make you feel bad about yourself? | 0 | |
| 5 | Push you, shake you, or throw something at you | 0 | |
| 6 | Slap you | 0 | |
| 7 | Twist your arm or pull your hair | 0 | |
| 8 | Punch you with his fist or something that could hurt you | 0 | |
| 9 | Kick you, drag you, or beat you up | 0 | |
| 10 | Try to choke you or burn you on purpose | 0 | |
| 11 | Threatened to attack you with a knife or other weapon | 0 | |
| 12 | Attacked you with a weapon | 0 | |
| 13 | Touched you in a sexual way (e.g. kissing, grabbing, or fondling), when you did not want them to | 0 | |
| 14 | Try to have sexual intercourse with you when you did not want to but did not succeed | 0 | |
| 15 | Physically forced you to have sexual intercourse even when you did not want to | 0 | |
| 16 | Forced you to perform sexual acts when you did not want to | 0 | |
| Sysmiss | | 36872 | |
| Warning: these figures indicate the number of cases found in the data file. They cannot be interpreted as summary statistics of the population of interest. | | | |
| # srs_female_violence_4: Has any male ever done any of the following things to you: | | | |
| Information | [Type= discrete] [Format=numeric] [Range= 0-16] [Missing=*] | | |
| Statistics [NW/ W] | [Valid=33 /-] [Invalid=36859 /-] | | |
| Value | Label | Cases | Percentage |
| 0 | Say or do something to humiliate you in front of others? | 0 | |
| 2 | No | 0 | |
| 3 | Threaten to hurt or harm you or someone close to you? | 0 | |
| 4 | Insult you or make you feel bad about yourself? | 33 | 100.0% |
| 5 | Push you, shake you, or throw something at you | 0 | |
| 6 | Slap you | 0 | |
| 7 | Twist your arm or pull your hair | 0 | |
| 8 | Punch you with his fist or something that could hurt you | 0 | |

| # srs_female_violence_4: Has any male ever done any of the following things to you: | | | |
|---|--|-------|------------|
| Value | Label | Cases | Percentage |
| 9 | Kick you, drag you, or beat you up | 0 | |
| 10 | Try to choke you or burn you on purpose | 0 | |
| 11 | Threatened to attack you with a knife or other weapon | 0 | |
| 12 | Attacked you with a weapon | 0 | |
| 13 | Touched you in a sexual way (e.g. kissing, grabbing, or fondling), when you did not want them to | 0 | |
| 14 | Try to have sexual intercourse with you when you did not want to but did not succeed | 0 | |
| 15 | Physically forced you to have sexual intercourse even when you did not want to | 0 | |
| 16 | Forced you to perform sexual acts when you did not want to | 0 | |
| Sysmiss | | 36859 | |
| Warning: these figures indicate the number of cases found in the data file. They cannot be interpreted as summary statistics of the population of interest. | | | |
| # srs_female_violence_5: Has any male ever done any of the following things to you: | | | |
| Information | [Type= discrete] [Format=numeric] [Range= 0-16] [Missing=*] | | |
| Statistics [NW/ W] | [Valid=10 /-] [Invalid=36882 /-] | | |
| Value | Label | Cases | Percentage |
| 0 | Say or do something to humiliate you in front of others? | 0 | |
| 2 | No | 0 | |
| 3 | Threaten to hurt or harm you or someone close to you? | 0 | |
| 4 | Insult you or make you feel bad about yourself? | 0 | |
| 5 | Push you, shake you, or throw something at you | 10 | 100.0% |
| 6 | Slap you | 0 | |
| 7 | Twist your arm or pull your hair | 0 | |
| 8 | Punch you with his fist or something that could hurt you | 0 | |
| 9 | Kick you, drag you, or beat you up | 0 | |
| 10 | Try to choke you or burn you on purpose | 0 | |
| 11 | Threatened to attack you with a knife or other weapon | 0 | |
| 12 | Attacked you with a weapon | 0 | |
| 13 | Touched you in a sexual way (e.g. kissing, grabbing, or fondling), when you did not want them to | 0 | |
| 14 | Try to have sexual intercourse with you when you did not want to but did not succeed | 0 | |
| 15 | Physically forced you to have sexual intercourse even when you did not want to | 0 | |
| 16 | Forced you to perform sexual acts when you did not want to | 0 | |
| Sysmiss | | 36882 | |
| Warning: these figures indicate the number of cases found in the data file. They cannot be interpreted as summary statistics of the population of interest. | | | |
| # srs_female_violence_6: Has any male ever done any of the following things to you: | | | |
| Information | [Type= discrete] [Format=numeric] [Range= 0-16] [Missing=*] | | |
| Statistics [NW/ W] | [Valid=41 /-] [Invalid=36851 /-] | | |
| Value | Label | Cases | Percentage |
| 0 | Say or do something to humiliate you in front of others? | 0 | |
| 2 | No | 0 | |
| 3 | Threaten to hurt or harm you or someone close to you? | 0 | |
| 4 | Insult you or make you feel bad about yourself? | 0 | |

| # srs_female_violence_6: Has any male ever done any of the following things to you: | | | |
|---|--|-------|------------|
| Value | Label | Cases | Percentage |
| 5 | Push you, shake you, or throw something at you | 0 | |
| 6 | Slap you | 41 | 100.0% |
| 7 | Twist your arm or pull your hair | 0 | |
| 8 | Punch you with his fist or something that could hurt you | 0 | |
| 9 | Kick you, drag you, or beat you up | 0 | |
| 10 | Try to choke you or burn you on purpose | 0 | |
| 11 | Threatened to attack you with a knife or other weapon | 0 | |
| 12 | Attacked you with a weapon | 0 | |
| 13 | Touched you in a sexual way (e.g. kissing, grabbing, or fondling), when you did not want them to | 0 | |
| 14 | Try to have sexual intercourse with you when you did not want to but did not succeed | 0 | |
| 15 | Physically forced you to have sexual intercourse even when you did not want to | 0 | |
| 16 | Forced you to perform sexual acts when you did not want to | 0 | |
| Sysmiss | | 36851 | |
| Warning: these figures indicate the number of cases found in the data file. They cannot be interpreted as summary statistics of the population of interest. | | | |
| # srs_female_violence_7: Has any male ever done any of the following things to you: | | | |
| Information | [Type= discrete] [Format=numeric] [Range= 0-16] [Missing=*] | | |
| Statistics [NW/ W] | [Valid=17 /-] [Invalid=36875 /-] | | |
| Value | Label | Cases | Percentage |
| 0 | Say or do something to humiliate you in front of others? | 0 | |
| 2 | No | 0 | |
| 3 | Threaten to hurt or harm you or someone close to you? | 0 | |
| 4 | Insult you or make you feel bad about yourself? | 0 | |
| 5 | Push you, shake you, or throw something at you | 0 | |
| 6 | Slap you | 0 | |
| 7 | Twist your arm or pull your hair | 17 | 100.0% |
| 8 | Punch you with his fist or something that could hurt you | 0 | |
| 9 | Kick you, drag you, or beat you up | 0 | |
| 10 | Try to choke you or burn you on purpose | 0 | |
| 11 | Threatened to attack you with a knife or other weapon | 0 | |
| 12 | Attacked you with a weapon | 0 | |
| 13 | Touched you in a sexual way (e.g. kissing, grabbing, or fondling), when you did not want them to | 0 | |
| 14 | Try to have sexual intercourse with you when you did not want to but did not succeed | 0 | |
| 15 | Physically forced you to have sexual intercourse even when you did not want to | 0 | |
| 16 | Forced you to perform sexual acts when you did not want to | 0 | |
| Sysmiss | | 36875 | |
| Warning: these figures indicate the number of cases found in the data file. They cannot be interpreted as summary statistics of the population of interest. | | | |
| # srs_female_violence_8: Has any male ever done any of the following things to you: | | | |
| Information | [Type= discrete] [Format=numeric] [Range= 0-16] [Missing=*] | | |
| Statistics [NW/ W] | [Valid=14 /-] [Invalid=36878 /-] | | |

srs_female_violence_8: Has any male ever done any of the following things to you:

| Value | Label | Cases | Percentage |
|---------|--|-------|------------|
| 0 | Say or do something to humiliate you in front of others? | 0 | |
| 2 | No | 0 | |
| 3 | Threaten to hurt or harm you or someone close to you? | 0 | |
| 4 | Insult you or make you feel bad about yourself? | 0 | |
| 5 | Push you, shake you, or throw something at you | 0 | |
| 6 | Slap you | 0 | |
| 7 | Twist your arm or pull your hair | 0 | |
| 8 | Punch you with his fist or something that could hurt you | 14 | 100.0% |
| 9 | Kick you, drag you, or beat you up | 0 | |
| 10 | Try to choke you or burn you on purpose | 0 | |
| 11 | Threatened to attack you with a knife or other weapon | 0 | |
| 12 | Attacked you with a weapon | 0 | |
| 13 | Touched you in a sexual way (e.g. kissing, grabbing, or fondling), when you did not want them to | 0 | |
| 14 | Try to have sexual intercourse with you when you did not want to but did not succeed | 0 | |
| 15 | Physically forced you to have sexual intercourse even when you did not want to | 0 | |
| 16 | Forced you to perform sexual acts when you did not want to | 0 | |
| Sysmiss | | 36878 | |

Warning: these figures indicate the number of cases found in the data file. They cannot be interpreted as summary statistics of the population of interest.

srs_female_violence_9: Has any male ever done any of the following things to you:

| | |
|--------------------|---|
| Information | [Type= discrete] [Format=numeric] [Range= 0-16] [Missing=*] |
| Statistics [NW/ W] | [Valid=16 /-] [Invalid=36876 /-] |

| Value | Label | Cases | Percentage |
|---------|--|-------|------------|
| 0 | Say or do something to humiliate you in front of others? | 0 | |
| 2 | No | 0 | |
| 3 | Threaten to hurt or harm you or someone close to you? | 0 | |
| 4 | Insult you or make you feel bad about yourself? | 0 | |
| 5 | Push you, shake you, or throw something at you | 0 | |
| 6 | Slap you | 0 | |
| 7 | Twist your arm or pull your hair | 0 | |
| 8 | Punch you with his fist or something that could hurt you | 0 | |
| 9 | Kick you, drag you, or beat you up | 16 | 100.0% |
| 10 | Try to choke you or burn you on purpose | 0 | |
| 11 | Threatened to attack you with a knife or other weapon | 0 | |
| 12 | Attacked you with a weapon | 0 | |
| 13 | Touched you in a sexual way (e.g. kissing, grabbing, or fondling), when you did not want them to | 0 | |
| 14 | Try to have sexual intercourse with you when you did not want to but did not succeed | 0 | |
| 15 | Physically forced you to have sexual intercourse even when you did not want to | 0 | |
| 16 | Forced you to perform sexual acts when you did not want to | 0 | |
| Sysmiss | | 36876 | |

Warning: these figures indicate the number of cases found in the data file. They cannot be interpreted as summary statistics of the population of interest.

| # srs_female_violence_10: Has any male ever done any of the following things to you: | | | |
|---|--|---|------------|
| Information | | [Type= discrete] [Format=numeric] [Range= 0-16] [Missing=*] | |
| Statistics [NW/ W] | | [Valid=9 /-] [Invalid=36883 /-] | |
| Value | Label | Cases | Percentage |
| 0 | Say or do something to humiliate you in front of others? | 0 | |
| 2 | No | 0 | |
| 3 | Threaten to hurt or harm you or someone close to you? | 0 | |
| 4 | Insult you or make you feel bad about yourself? | 0 | |
| 5 | Push you, shake you, or throw something at you | 0 | |
| 6 | Slap you | 0 | |
| 7 | Twist your arm or pull your hair | 0 | |
| 8 | Punch you with his fist or something that could hurt you | 0 | |
| 9 | Kick you, drag you, or beat you up | 0 | |
| 10 | Try to choke you or burn you on purpose | 9 | 100.0% |
| 11 | Threatened to attack you with a knife or other weapon | 0 | |
| 12 | Attacked you with a weapon | 0 | |
| 13 | Touched you in a sexual way (e.g. kissing, grabbing, or fondling), when you did not want them to | 0 | |
| 14 | Try to have sexual intercourse with you when you did not want to but did not succeed | 0 | |
| 15 | Physically forced you to have sexual intercourse even when you did not want to | 0 | |
| 16 | Forced you to perform sexual acts when you did not want to | 0 | |
| Sysmiss | | 36883 | |
| Warning: these figures indicate the number of cases found in the data file. They cannot be interpreted as summary statistics of the population of interest. | | | |
| # srs_female_violence_11: Has any male ever done any of the following things to you: | | | |
| Information | | [Type= discrete] [Format=numeric] [Range= 0-16] [Missing=*] | |
| Statistics [NW/ W] | | [Valid=13 /-] [Invalid=36879 /-] | |
| Value | Label | Cases | Percentage |
| 0 | Say or do something to humiliate you in front of others? | 0 | |
| 2 | No | 0 | |
| 3 | Threaten to hurt or harm you or someone close to you? | 0 | |
| 4 | Insult you or make you feel bad about yourself? | 0 | |
| 5 | Push you, shake you, or throw something at you | 0 | |
| 6 | Slap you | 0 | |
| 7 | Twist your arm or pull your hair | 0 | |
| 8 | Punch you with his fist or something that could hurt you | 0 | |
| 9 | Kick you, drag you, or beat you up | 0 | |
| 10 | Try to choke you or burn you on purpose | 0 | |
| 11 | Threatened to attack you with a knife or other weapon | 13 | 100.0% |
| 12 | Attacked you with a weapon | 0 | |
| 13 | Touched you in a sexual way (e.g. kissing, grabbing, or fondling), when you did not want them to | 0 | |
| 14 | Try to have sexual intercourse with you when you did not want to but did not succeed | 0 | |
| 15 | Physically forced you to have sexual intercourse even when you did not want to | 0 | |
| 16 | Forced you to perform sexual acts when you did not want to | 0 | |

| # srs_female_violence_11: Has any male ever done any of the following things to you: | | | |
|---|--|-------|------------|
| Value | Label | Cases | Percentage |
| Sysmiss | | 36879 | |
| Warning: these figures indicate the number of cases found in the data file. They cannot be interpreted as summary statistics of the population of interest. | | | |
| # srs_female_violence_12: Has any male ever done any of the following things to you: | | | |
| Information | [Type= discrete] [Format=numeric] [Range= 0-16] [Missing=*] | | |
| Statistics [NW/ W] | [Valid=7 /-] [Invalid=36885 /-] | | |
| Value | Label | Cases | Percentage |
| 0 | Say or do something to humiliate you in front of others? | 0 | |
| 2 | No | 0 | |
| 3 | Threaten to hurt or harm you or someone close to you? | 0 | |
| 4 | Insult you or make you feel bad about yourself? | 0 | |
| 5 | Push you, shake you, or throw something at you | 0 | |
| 6 | Slap you | 0 | |
| 7 | Twist your arm or pull your hair | 0 | |
| 8 | Punch you with his fist or something that could hurt you | 0 | |
| 9 | Kick you, drag you, or beat you up | 0 | |
| 10 | Try to choke you or burn you on purpose | 0 | |
| 11 | Threatened to attack you with a knife or other weapon | 0 | |
| 12 | Attacked you with a weapon | 7 | 100.0% |
| 13 | Touched you in a sexual way (e.g. kissing, grabbing, or fondling), when you did not want them to | 0 | |
| 14 | Try to have sexual intercourse with you when you did not want to but did not succeed | 0 | |
| 15 | Physically forced you to have sexual intercourse even when you did not want to | 0 | |
| 16 | Forced you to perform sexual acts when you did not want to | 0 | |
| Sysmiss | | 36885 | |
| Warning: these figures indicate the number of cases found in the data file. They cannot be interpreted as summary statistics of the population of interest. | | | |
| # srs_female_violence_13: Has any male ever done any of the following things to you: | | | |
| Information | [Type= discrete] [Format=numeric] [Range= 0-16] [Missing=*] | | |
| Statistics [NW/ W] | [Valid=16 /-] [Invalid=36876 /-] | | |
| Value | Label | Cases | Percentage |
| 0 | Say or do something to humiliate you in front of others? | 0 | |
| 2 | No | 0 | |
| 3 | Threaten to hurt or harm you or someone close to you? | 0 | |
| 4 | Insult you or make you feel bad about yourself? | 0 | |
| 5 | Push you, shake you, or throw something at you | 0 | |
| 6 | Slap you | 0 | |
| 7 | Twist your arm or pull your hair | 0 | |
| 8 | Punch you with his fist or something that could hurt you | 0 | |
| 9 | Kick you, drag you, or beat you up | 0 | |
| 10 | Try to choke you or burn you on purpose | 0 | |
| 11 | Threatened to attack you with a knife or other weapon | 0 | |
| 12 | Attacked you with a weapon | 0 | |
| 13 | Touched you in a sexual way (e.g. kissing, grabbing, or fondling), when you did not want them to | 16 | 100.0% |

| # srs_female_violence_13: Has any male ever done any of the following things to you: | | | |
|---|--|-------|------------|
| Value | Label | Cases | Percentage |
| 14 | Try to have sexual intercourse with you when you did not want to but did not succeed | 0 | |
| 15 | Physically forced you to have sexual intercourse even when you did not want to | 0 | |
| 16 | Forced you to perform sexual acts when you did not want to | 0 | |
| Sysmiss | | 36876 | |
| Warning: these figures indicate the number of cases found in the data file. They cannot be interpreted as summary statistics of the population of interest. | | | |
| # srs_female_violence_14: Has any male ever done any of the following things to you: | | | |
| Information | [Type= discrete] [Format=numeric] [Range= 0-16] [Missing=*] | | |
| Statistics [NW/ W] | [Valid=12 /-] [Invalid=36880 /-] | | |
| Value | Label | Cases | Percentage |
| 0 | Say or do something to humiliate you in front of others? | 0 | |
| 2 | No | 0 | |
| 3 | Threaten to hurt or harm you or someone close to you? | 0 | |
| 4 | Insult you or make you feel bad about yourself? | 0 | |
| 5 | Push you, shake you, or throw something at you | 0 | |
| 6 | Slap you | 0 | |
| 7 | Twist your arm or pull your hair | 0 | |
| 8 | Punch you with his fist or something that could hurt you | 0 | |
| 9 | Kick you, drag you, or beat you up | 0 | |
| 10 | Try to choke you or burn you on purpose | 0 | |
| 11 | Threatened to attack you with a knife or other weapon | 0 | |
| 12 | Attacked you with a weapon | 0 | |
| 13 | Touched you in a sexual way (e.g. kissing, grabbing, or fondling), when you did not want them to | 0 | |
| 14 | Try to have sexual intercourse with you when you did not want to but did not succeed | 12 | 100.0% |
| 15 | Physically forced you to have sexual intercourse even when you did not want to | 0 | |
| 16 | Forced you to perform sexual acts when you did not want to | 0 | |
| Sysmiss | | 36880 | |
| Warning: these figures indicate the number of cases found in the data file. They cannot be interpreted as summary statistics of the population of interest. | | | |
| # srs_female_violence_15: Has any male ever done any of the following things to you: | | | |
| Information | [Type= discrete] [Format=numeric] [Range= 0-16] [Missing=*] | | |
| Statistics [NW/ W] | [Valid=10 /-] [Invalid=36882 /-] | | |
| Value | Label | Cases | Percentage |
| 0 | Say or do something to humiliate you in front of others? | 0 | |
| 2 | No | 0 | |
| 3 | Threaten to hurt or harm you or someone close to you? | 0 | |
| 4 | Insult you or make you feel bad about yourself? | 0 | |
| 5 | Push you, shake you, or throw something at you | 0 | |
| 6 | Slap you | 0 | |
| 7 | Twist your arm or pull your hair | 0 | |
| 8 | Punch you with his fist or something that could hurt you | 0 | |
| 9 | Kick you, drag you, or beat you up | 0 | |

| # srs_female_violence_15: Has any male ever done any of the following things to you: | | | |
|---|--|-------|-------------------------------|
| Value | Label | Cases | Percentage |
| 10 | Try to choke you or burn you on purpose | 0 | |
| 11 | Threatened to attack you with a knife or other weapon | 0 | |
| 12 | Attacked you with a weapon | 0 | |
| 13 | Touched you in a sexual way (e.g. kissing, grabbing, or fondling), when you did not want them to | 0 | |
| 14 | Try to have sexual intercourse with you when you did not want to but did not succeed | 0 | |
| 15 | Physically forced you to have sexual intercourse even when you did not want to | 10 | <div><div></div></div> 100.0% |
| 16 | Forced you to perform sexual acts when you did not want to | 0 | |
| Sysmiss | | 36882 | |
| Warning: these figures indicate the number of cases found in the data file. They cannot be interpreted as summary statistics of the population of interest. | | | |
| # srs_female_violence_16: Has any male ever done any of the following things to you: | | | |
| Information | [Type= discrete] [Format=numeric] [Range= 0-16] [Missing=*] | | |
| Statistics [NW/ W] | [Valid=15 /-] [Invalid=36877 /-] | | |
| Value | Label | Cases | Percentage |
| 0 | Say or do something to humiliate you in front of others? | 0 | |
| 2 | No | 0 | |
| 3 | Threaten to hurt or harm you or someone close to you? | 0 | |
| 4 | Insult you or make you feel bad about yourself? | 0 | |
| 5 | Push you, shake you, or throw something at you | 0 | |
| 6 | Slap you | 0 | |
| 7 | Twist your arm or pull your hair | 0 | |
| 8 | Punch you with his fist or something that could hurt you | 0 | |
| 9 | Kick you, drag you, or beat you up | 0 | |
| 10 | Try to choke you or burn you on purpose | 0 | |
| 11 | Threatened to attack you with a knife or other weapon | 0 | |
| 12 | Attacked you with a weapon | 0 | |
| 13 | Touched you in a sexual way (e.g. kissing, grabbing, or fondling), when you did not want them to | 0 | |
| 14 | Try to have sexual intercourse with you when you did not want to but did not succeed | 0 | |
| 15 | Physically forced you to have sexual intercourse even when you did not want to | 0 | |
| 16 | Forced you to perform sexual acts when you did not want to | 15 | <div><div></div></div> 100.0% |
| Sysmiss | | 36877 | |
| Warning: these figures indicate the number of cases found in the data file. They cannot be interpreted as summary statistics of the population of interest. | | | |
| # srs_male_violence_0: Has anyone ever done any of the following things to you: | | | |
| Information | [Type= discrete] [Format=numeric] [Range= 0-16] [Missing=*] | | |
| Statistics [NW/ W] | [Valid=18 /-] [Invalid=36874 /-] | | |
| Value | Label | Cases | Percentage |
| 0 | Say or do something to humiliate you in front of others? | 18 | <div><div></div></div> 100.0% |
| 2 | No | 0 | |
| 3 | Threaten to hurt or harm you or someone close to you? | 0 | |
| 4 | Insult you or make you feel bad about yourself? | 0 | |
| 5 | Push you, shake you, or throw something at you | 0 | |

srs_male_violence_0: Has anyone ever done any of the following things to you:

| Value | Label | Cases | Percentage |
|---------|--|-------|------------|
| 6 | Slap you | 0 | |
| 7 | Twist your arm or pull your hair | 0 | |
| 8 | Punch you with his fist or something that could hurt you | 0 | |
| 9 | Kick you, drag you, or beat you up | 0 | |
| 10 | Try to choke you or burn you on purpose | 0 | |
| 11 | Threatened to attack you with a knife or other weapon | 0 | |
| 12 | Attacked you with a weapon | 0 | |
| 13 | Touched you in a sexual way (e.g. kissing, grabbing, or fondling), when you did not want them to | 0 | |
| 14 | Try to have sexual intercourse with you when you did not want to but did not succeed | 0 | |
| 15 | Physically forced you to have sexual intercourse even when you did not want to | 0 | |
| 16 | Forced you to perform sexual acts when you did not want to | 0 | |
| Sysmiss | | 36874 | |

Warning: these figures indicate the number of cases found in the data file. They cannot be interpreted as summary statistics of the population of interest.

srs_male_violence_2: Has anyone ever done any of the following things to you:

| | |
|--------------------|---|
| Information | [Type= discrete] [Format=numeric] [Range= 0-16] [Missing=*] |
| Statistics [NW/ W] | [Valid=886 /-] [Invalid=36006 /-] |

| Value | Label | Cases | Percentage |
|---------|--|-------|------------|
| 0 | Say or do something to humiliate you in front of others? | 0 | |
| 2 | No | 886 | 100.0% |
| 3 | Threaten to hurt or harm you or someone close to you? | 0 | |
| 4 | Insult you or make you feel bad about yourself? | 0 | |
| 5 | Push you, shake you, or throw something at you | 0 | |
| 6 | Slap you | 0 | |
| 7 | Twist your arm or pull your hair | 0 | |
| 8 | Punch you with his fist or something that could hurt you | 0 | |
| 9 | Kick you, drag you, or beat you up | 0 | |
| 10 | Try to choke you or burn you on purpose | 0 | |
| 11 | Threatened to attack you with a knife or other weapon | 0 | |
| 12 | Attacked you with a weapon | 0 | |
| 13 | Touched you in a sexual way (e.g. kissing, grabbing, or fondling), when you did not want them to | 0 | |
| 14 | Try to have sexual intercourse with you when you did not want to but did not succeed | 0 | |
| 15 | Physically forced you to have sexual intercourse even when you did not want to | 0 | |
| 16 | Forced you to perform sexual acts when you did not want to | 0 | |
| Sysmiss | | 36006 | |

Warning: these figures indicate the number of cases found in the data file. They cannot be interpreted as summary statistics of the population of interest.

srs_male_violence_3: Has anyone ever done any of the following things to you:

| | |
|--------------------|---|
| Information | [Type= discrete] [Format=numeric] [Range= 0-16] [Missing=*] |
| Statistics [NW/ W] | [Valid=12 /-] [Invalid=36880 /-] |

| Value | Label | Cases | Percentage |
|-------|--|-------|------------|
| 0 | Say or do something to humiliate you in front of others? | 0 | |

srs_male_violence_3: Has anyone ever done any of the following things to you:

| Value | Label | Cases | Percentage |
|---------|--|-------|-------------------------------|
| 2 | No | 0 | |
| 3 | Threaten to hurt or harm you or someone close to you? | 12 | <div><div></div></div> 100.0% |
| 4 | Insult you or make you feel bad about yourself? | 0 | |
| 5 | Push you, shake you, or throw something at you | 0 | |
| 6 | Slap you | 0 | |
| 7 | Twist your arm or pull your hair | 0 | |
| 8 | Punch you with his fist or something that could hurt you | 0 | |
| 9 | Kick you, drag you, or beat you up | 0 | |
| 10 | Try to choke you or burn you on purpose | 0 | |
| 11 | Threatened to attack you with a knife or other weapon | 0 | |
| 12 | Attacked you with a weapon | 0 | |
| 13 | Touched you in a sexual way (e.g. kissing, grabbing, or fondling), when you did not want them to | 0 | |
| 14 | Try to have sexual intercourse with you when you did not want to but did not succeed | 0 | |
| 15 | Physically forced you to have sexual intercourse even when you did not want to | 0 | |
| 16 | Forced you to perform sexual acts when you did not want to | 0 | |
| Sysmiss | | 36880 | |

Warning: these figures indicate the number of cases found in the data file. They cannot be interpreted as summary statistics of the population of interest.

srs_male_violence_4: Has anyone ever done any of the following things to you:



| Information | [Type= discrete] [Format=numeric] [Range= 0-16] [Missing=*] | | |
|---------------------------|--|-------|-------------------------------|
| Statistics [NW/ W] | [Valid=21 /-] [Invalid=36871 /-] | | |
| Value | Label | Cases | Percentage |
| 0 | Say or do something to humiliate you in front of others? | 0 | |
| 2 | No | 0 | |
| 3 | Threaten to hurt or harm you or someone close to you? | 0 | |
| 4 | Insult you or make you feel bad about yourself? | 21 | <div><div></div></div> 100.0% |
| 5 | Push you, shake you, or throw something at you | 0 | |
| 6 | Slap you | 0 | |
| 7 | Twist your arm or pull your hair | 0 | |
| 8 | Punch you with his fist or something that could hurt you | 0 | |
| 9 | Kick you, drag you, or beat you up | 0 | |
| 10 | Try to choke you or burn you on purpose | 0 | |
| 11 | Threatened to attack you with a knife or other weapon | 0 | |
| 12 | Attacked you with a weapon | 0 | |
| 13 | Touched you in a sexual way (e.g. kissing, grabbing, or fondling), when you did not want them to | 0 | |
| 14 | Try to have sexual intercourse with you when you did not want to but did not succeed | 0 | |
| 15 | Physically forced you to have sexual intercourse even when you did not want to | 0 | |
| 16 | Forced you to perform sexual acts when you did not want to | 0 | |
| Sysmiss | | 36871 | |

Warning: these figures indicate the number of cases found in the data file. They cannot be interpreted as summary statistics of the population of interest.

| # srs_male_violence_5: Has anyone ever done any of the following things to you: | | | |
|---|--|---|-------------------------------|
| Information | | [Type= discrete] [Format=numeric] [Range= 0-16] [Missing=*] | |
| Statistics [NW/ W] | | [Valid=9 /-] [Invalid=36883 /-] | |
| Value | Label | Cases | Percentage |
| 0 | Say or do something to humiliate you in front of others? | 0 | |
| 2 | No | 0 | |
| 3 | Threaten to hurt or harm you or someone close to you? | 0 | |
| 4 | Insult you or make you feel bad about yourself? | 0 | |
| 5 | Push you, shake you, or throw something at you | 9 | <div><div></div></div> 100.0% |
| 6 | Slap you | 0 | |
| 7 | Twist your arm or pull your hair | 0 | |
| 8 | Punch you with his fist or something that could hurt you | 0 | |
| 9 | Kick you, drag you, or beat you up | 0 | |
| 10 | Try to choke you or burn you on purpose | 0 | |
| 11 | Threatened to attack you with a knife or other weapon | 0 | |
| 12 | Attacked you with a weapon | 0 | |
| 13 | Touched you in a sexual way (e.g. kissing, grabbing, or fondling), when you did not want them to | 0 | |
| 14 | Try to have sexual intercourse with you when you did not want to but did not succeed | 0 | |
| 15 | Physically forced you to have sexual intercourse even when you did not want to | 0 | |
| 16 | Forced you to perform sexual acts when you did not want to | 0 | |
| Sysmiss | | 36883 | |
| Warning: these figures indicate the number of cases found in the data file. They cannot be interpreted as summary statistics of the population of interest. | | | |
| # srs_male_violence_6: Has anyone ever done any of the following things to you: | | | |
| Information | | [Type= discrete] [Format=numeric] [Range= 0-16] [Missing=*] | |
| Statistics [NW/ W] | | [Valid=12 /-] [Invalid=36880 /-] | |
| Value | Label | Cases | Percentage |
| 0 | Say or do something to humiliate you in front of others? | 0 | |
| 2 | No | 0 | |
| 3 | Threaten to hurt or harm you or someone close to you? | 0 | |
| 4 | Insult you or make you feel bad about yourself? | 0 | |
| 5 | Push you, shake you, or throw something at you | 0 | |
| 6 | Slap you | 12 | <div><div></div></div> 100.0% |
| 7 | Twist your arm or pull your hair | 0 | |
| 8 | Punch you with his fist or something that could hurt you | 0 | |
| 9 | Kick you, drag you, or beat you up | 0 | |
| 10 | Try to choke you or burn you on purpose | 0 | |
| 11 | Threatened to attack you with a knife or other weapon | 0 | |
| 12 | Attacked you with a weapon | 0 | |
| 13 | Touched you in a sexual way (e.g. kissing, grabbing, or fondling), when you did not want them to | 0 | |
| 14 | Try to have sexual intercourse with you when you did not want to but did not succeed | 0 | |
| 15 | Physically forced you to have sexual intercourse even when you did not want to | 0 | |
| 16 | Forced you to perform sexual acts when you did not want to | 0 | |

| # srs_male_violence_6: Has anyone ever done any of the following things to you: | | | |
|---|--|-------|------------|
| Value | Label | Cases | Percentage |
| Sysmiss | | 36880 | |
| Warning: these figures indicate the number of cases found in the data file. They cannot be interpreted as summary statistics of the population of interest. | | | |
| # srs_male_violence_7: Has anyone ever done any of the following things to you: | | | |
| Information | [Type= discrete] [Format=numeric] [Range= 0-16] [Missing=*] | | |
| Statistics [NW/ W] | [Valid=5 /-] [Invalid=36887 /-] | | |
| Value | Label | Cases | Percentage |
| 0 | Say or do something to humiliate you in front of others? | 0 | |
| 2 | No | 0 | |
| 3 | Threaten to hurt or harm you or someone close to you? | 0 | |
| 4 | Insult you or make you feel bad about yourself? | 0 | |
| 5 | Push you, shake you, or throw something at you | 0 | |
| 6 | Slap you | 0 | |
| 7 | Twist your arm or pull your hair | 5 | 100.0% |
| 8 | Punch you with his fist or something that could hurt you | 0 | |
| 9 | Kick you, drag you, or beat you up | 0 | |
| 10 | Try to choke you or burn you on purpose | 0 | |
| 11 | Threatened to attack you with a knife or other weapon | 0 | |
| 12 | Attacked you with a weapon | 0 | |
| 13 | Touched you in a sexual way (e.g. kissing, grabbing, or fondling), when you did not want them to | 0 | |
| 14 | Try to have sexual intercourse with you when you did not want to but did not succeed | 0 | |
| 15 | Physically forced you to have sexual intercourse even when you did not want to | 0 | |
| 16 | Forced you to perform sexual acts when you did not want to | 0 | |
| Sysmiss | | 36887 | |
| Warning: these figures indicate the number of cases found in the data file. They cannot be interpreted as summary statistics of the population of interest. | | | |
| # srs_male_violence_8: Has anyone ever done any of the following things to you: | | | |
| Information | [Type= discrete] [Format=numeric] [Range= 0-16] [Missing=*] | | |
| Statistics [NW/ W] | [Valid=10 /-] [Invalid=36882 /-] | | |
| Value | Label | Cases | Percentage |
| 0 | Say or do something to humiliate you in front of others? | 0 | |
| 2 | No | 0 | |
| 3 | Threaten to hurt or harm you or someone close to you? | 0 | |
| 4 | Insult you or make you feel bad about yourself? | 0 | |
| 5 | Push you, shake you, or throw something at you | 0 | |
| 6 | Slap you | 0 | |
| 7 | Twist your arm or pull your hair | 0 | |
| 8 | Punch you with his fist or something that could hurt you | 10 | 100.0% |
| 9 | Kick you, drag you, or beat you up | 0 | |
| 10 | Try to choke you or burn you on purpose | 0 | |
| 11 | Threatened to attack you with a knife or other weapon | 0 | |
| 12 | Attacked you with a weapon | 0 | |
| 13 | Touched you in a sexual way (e.g. kissing, grabbing, or fondling), when you did not want them to | 0 | |

| # srs_male_violence_8: Has anyone ever done any of the following things to you: | | | |
|---|--|-------|------------|
| Value | Label | Cases | Percentage |
| 14 | Try to have sexual intercourse with you when you did not want to but did not succeed | 0 | |
| 15 | Physically forced you to have sexual intercourse even when you did not want to | 0 | |
| 16 | Forced you to perform sexual acts when you did not want to | 0 | |
| Sysmiss | | 36882 | |
| Warning: these figures indicate the number of cases found in the data file. They cannot be interpreted as summary statistics of the population of interest. | | | |
| # srs_male_violence_9: Has anyone ever done any of the following things to you: | | | |
| Information | [Type= discrete] [Format=numeric] [Range= 0-16] [Missing=*] | | |
| Statistics [NW/ W] | [Valid=6 /-] [Invalid=36886 /-] | | |
| Value | Label | Cases | Percentage |
| 0 | Say or do something to humiliate you in front of others? | 0 | |
| 2 | No | 0 | |
| 3 | Threaten to hurt or harm you or someone close to you? | 0 | |
| 4 | Insult you or make you feel bad about yourself? | 0 | |
| 5 | Push you, shake you, or throw something at you | 0 | |
| 6 | Slap you | 0 | |
| 7 | Twist your arm or pull your hair | 0 | |
| 8 | Punch you with his fist or something that could hurt you | 0 | |
| 9 | Kick you, drag you, or beat you up | 6 | 100.0% |
| 10 | Try to choke you or burn you on purpose | 0 | |
| 11 | Threatened to attack you with a knife or other weapon | 0 | |
| 12 | Attacked you with a weapon | 0 | |
| 13 | Touched you in a sexual way (e.g. kissing, grabbing, or fondling), when you did not want them to | 0 | |
| 14 | Try to have sexual intercourse with you when you did not want to but did not succeed | 0 | |
| 15 | Physically forced you to have sexual intercourse even when you did not want to | 0 | |
| 16 | Forced you to perform sexual acts when you did not want to | 0 | |
| Sysmiss | | 36886 | |
| Warning: these figures indicate the number of cases found in the data file. They cannot be interpreted as summary statistics of the population of interest. | | | |
| # srs_male_violence_10: Has anyone ever done any of the following things to you: | | | |
| Information | [Type= discrete] [Format=numeric] [Range= 0-16] [Missing=*] | | |
| Statistics [NW/ W] | [Valid=4 /-] [Invalid=36888 /-] | | |
| Value | Label | Cases | Percentage |
| 0 | Say or do something to humiliate you in front of others? | 0 | |
| 2 | No | 0 | |
| 3 | Threaten to hurt or harm you or someone close to you? | 0 | |
| 4 | Insult you or make you feel bad about yourself? | 0 | |
| 5 | Push you, shake you, or throw something at you | 0 | |
| 6 | Slap you | 0 | |
| 7 | Twist your arm or pull your hair | 0 | |
| 8 | Punch you with his fist or something that could hurt you | 0 | |
| 9 | Kick you, drag you, or beat you up | 0 | |

| # srs_male_violence_10: Has anyone ever done any of the following things to you: | | | |
|---|--|-------|--|
| Value | Label | Cases | Percentage |
| 10 | Try to choke you or burn you on purpose | 4 |  100.0% |
| 11 | Threatened to attack you with a knife or other weapon | 0 | |
| 12 | Attacked you with a weapon | 0 | |
| 13 | Touched you in a sexual way (e.g. kissing, grabbing, or fondling), when you did not want them to | 0 | |
| 14 | Try to have sexual intercourse with you when you did not want to but did not succeed | 0 | |
| 15 | Physically forced you to have sexual intercourse even when you did not want to | 0 | |
| 16 | Forced you to perform sexual acts when you did not want to | 0 | |
| Sysmiss | | 36888 | |
| Warning: these figures indicate the number of cases found in the data file. They cannot be interpreted as summary statistics of the population of interest. | | | |
| # srs_male_violence_11: Has anyone ever done any of the following things to you: | | | |
| Information | [Type= discrete] [Format=numeric] [Range= 0-16] [Missing=*] | | |
| Statistics [NW/ W] | [Valid=13 /-] [Invalid=36879 /-] | | |
| Value | Label | Cases | Percentage |
| 0 | Say or do something to humiliate you in front of others? | 0 |  100.0% |
| 2 | No | 0 | |
| 3 | Threaten to hurt or harm you or someone close to you? | 0 | |
| 4 | Insult you or make you feel bad about yourself? | 0 | |
| 5 | Push you, shake you, or throw something at you | 0 | |
| 6 | Slap you | 0 | |
| 7 | Twist your arm or pull your hair | 0 | |
| 8 | Punch you with his fist or something that could hurt you | 0 | |
| 9 | Kick you, drag you, or beat you up | 0 | |
| 10 | Try to choke you or burn you on purpose | 0 | |
| 11 | Threatened to attack you with a knife or other weapon | 13 | |
| 12 | Attacked you with a weapon | 0 | |
| 13 | Touched you in a sexual way (e.g. kissing, grabbing, or fondling), when you did not want them to | 0 | |
| 14 | Try to have sexual intercourse with you when you did not want to but did not succeed | 0 | |
| 15 | Physically forced you to have sexual intercourse even when you did not want to | 0 | |
| 16 | Forced you to perform sexual acts when you did not want to | 0 | |
| Sysmiss | | 36879 | |
| Warning: these figures indicate the number of cases found in the data file. They cannot be interpreted as summary statistics of the population of interest. | | | |
| # srs_male_violence_12: Has anyone ever done any of the following things to you: | | | |
| Information | [Type= discrete] [Format=numeric] [Range= 0-16] [Missing=*] | | |
| Statistics [NW/ W] | [Valid=5 /-] [Invalid=36887 /-] | | |
| Value | Label | Cases | Percentage |
| 0 | Say or do something to humiliate you in front of others? | 0 | |
| 2 | No | 0 | |
| 3 | Threaten to hurt or harm you or someone close to you? | 0 | |
| 4 | Insult you or make you feel bad about yourself? | 0 | |
| 5 | Push you, shake you, or throw something at you | 0 | |

| # srs_male_violence_12: Has anyone ever done any of the following things to you: | | | | |
|---|--|-------|-------------------------------|--|
| Value | Label | Cases | Percentage | |
| 6 | Slap you | 0 | <div><div></div></div> 100.0% | |
| 7 | Twist your arm or pull your hair | 0 | | |
| 8 | Punch you with his fist or something that could hurt you | 0 | | |
| 9 | Kick you, drag you, or beat you up | 0 | | |
| 10 | Try to choke you or burn you on purpose | 0 | | |
| 11 | Threatened to attack you with a knife or other weapon | 0 | | |
| 12 | Attacked you with a weapon | 5 | | |
| 13 | Touched you in a sexual way (e.g. kissing, grabbing, or fondling), when you did not want them to | 0 | | |
| 14 | Try to have sexual intercourse with you when you did not want to but did not succeed | 0 | | |
| 15 | Physically forced you to have sexual intercourse even when you did not want to | 0 | | |
| 16 | Forced you to perform sexual acts when you did not want to | 0 | | |
| Sysmiss | | 36887 | | |
| Warning: these figures indicate the number of cases found in the data file. They cannot be interpreted as summary statistics of the population of interest. | | | | |
| # srs_male_violence_13: Has anyone ever done any of the following things to you: | | | | |
| Information | [Type= discrete] [Format=numeric] [Range= 0-16] [Missing=*] | | | |
| Statistics [NW/ W] | [Valid=4 /-] [Invalid=36888 /-] | | | |
| Value | Label | Cases | Percentage | |
| 0 | Say or do something to humiliate you in front of others? | 0 | <div><div></div></div> 100.0% | |
| 2 | No | 0 | | |
| 3 | Threaten to hurt or harm you or someone close to you? | 0 | | |
| 4 | Insult you or make you feel bad about yourself? | 0 | | |
| 5 | Push you, shake you, or throw something at you | 0 | | |
| 6 | Slap you | 0 | | |
| 7 | Twist your arm or pull your hair | 0 | | |
| 8 | Punch you with his fist or something that could hurt you | 0 | | |
| 9 | Kick you, drag you, or beat you up | 0 | | |
| 10 | Try to choke you or burn you on purpose | 0 | | |
| 11 | Threatened to attack you with a knife or other weapon | 0 | | |
| 12 | Attacked you with a weapon | 0 | | |
| 13 | Touched you in a sexual way (e.g. kissing, grabbing, or fondling), when you did not want them to | 4 | | |
| 14 | Try to have sexual intercourse with you when you did not want to but did not succeed | 0 | | |
| 15 | Physically forced you to have sexual intercourse even when you did not want to | 0 | | |
| 16 | Forced you to perform sexual acts when you did not want to | 0 | | |
| Sysmiss | | 36888 | | |
| Warning: these figures indicate the number of cases found in the data file. They cannot be interpreted as summary statistics of the population of interest. | | | | |
| # srs_male_violence_14: Has anyone ever done any of the following things to you: | | | | |
| Information | [Type= discrete] [Format=numeric] [Range= 0-16] [Missing=*] | | | |
| Statistics [NW/ W] | [Valid=5 /-] [Invalid=36887 /-] | | | |
| Value | Label | Cases | Percentage | |
| 0 | Say or do something to humiliate you in front of others? | 0 | | |

srs_male_violence_14: Has anyone ever done any of the following things to you:

| Value | Label | Cases | Percentage |
|---------|--|-------|------------|
| 2 | No | 0 | |
| 3 | Threaten to hurt or harm you or someone close to you? | 0 | |
| 4 | Insult you or make you feel bad about yourself? | 0 | |
| 5 | Push you, shake you, or throw something at you | 0 | |
| 6 | Slap you | 0 | |
| 7 | Twist your arm or pull your hair | 0 | |
| 8 | Punch you with his fist or something that could hurt you | 0 | |
| 9 | Kick you, drag you, or beat you up | 0 | |
| 10 | Try to choke you or burn you on purpose | 0 | |
| 11 | Threatened to attack you with a knife or other weapon | 0 | |
| 12 | Attacked you with a weapon | 0 | |
| 13 | Touched you in a sexual way (e.g. kissing, grabbing, or fondling), when you did not want them to | 0 | |
| 14 | Try to have sexual intercourse with you when you did not want to but did not succeed | 5 | 100.0% |
| 15 | Physically forced you to have sexual intercourse even when you did not want to | 0 | |
| 16 | Forced you to perform sexual acts when you did not want to | 0 | |
| Sysmiss | | 36887 | |

Warning: these figures indicate the number of cases found in the data file. They cannot be interpreted as summary statistics of the population of interest.

srs_male_violence_15: Has anyone ever done any of the following things to you:

| Information | [Type= discrete] [Format=numeric] [Range= 0-16] [Missing=*] | | |
|---------------------------|--|-------|------------|
| Statistics [NW/ W] | [Valid=3 /-] [Invalid=36889 /-] | | |
| Value | Label | Cases | Percentage |
| 0 | Say or do something to humiliate you in front of others? | 0 | |
| 2 | No | 0 | |
| 3 | Threaten to hurt or harm you or someone close to you? | 0 | |
| 4 | Insult you or make you feel bad about yourself? | 0 | |
| 5 | Push you, shake you, or throw something at you | 0 | |
| 6 | Slap you | 0 | |
| 7 | Twist your arm or pull your hair | 0 | |
| 8 | Punch you with his fist or something that could hurt you | 0 | |
| 9 | Kick you, drag you, or beat you up | 0 | |
| 10 | Try to choke you or burn you on purpose | 0 | |
| 11 | Threatened to attack you with a knife or other weapon | 0 | |
| 12 | Attacked you with a weapon | 0 | |
| 13 | Touched you in a sexual way (e.g. kissing, grabbing, or fondling), when you did not want them to | 0 | |
| 14 | Try to have sexual intercourse with you when you did not want to but did not succeed | 0 | |
| 15 | Physically forced you to have sexual intercourse even when you did not want to | 3 | 100.0% |
| 16 | Forced you to perform sexual acts when you did not want to | 0 | |
| Sysmiss | | 36889 | |

Warning: these figures indicate the number of cases found in the data file. They cannot be interpreted as summary statistics of the population of interest.

| # srs_male_violence_16: Has anyone ever done any of the following things to you: | | | |
|---|--|-------|------------|
| Information | [Type= discrete] [Format=numeric] [Range= 0-16] [Missing=*] | | |
| Statistics [NW/ W] | [Valid=3 /-] [Invalid=36889 /-] | | |
| Value | Label | Cases | Percentage |
| 0 | Say or do something to humiliate you in front of others? | 0 | |
| 2 | No | 0 | |
| 3 | Threaten to hurt or harm you or someone close to you? | 0 | |
| 4 | Insult you or make you feel bad about yourself? | 0 | |
| 5 | Push you, shake you, or throw something at you | 0 | |
| 6 | Slap you | 0 | |
| 7 | Twist your arm or pull your hair | 0 | |
| 8 | Punch you with his fist or something that could hurt you | 0 | |
| 9 | Kick you, drag you, or beat you up | 0 | |
| 10 | Try to choke you or burn you on purpose | 0 | |
| 11 | Threatened to attack you with a knife or other weapon | 0 | |
| 12 | Attacked you with a weapon | 0 | |
| 13 | Touched you in a sexual way (e.g. kissing, grabbing, or fondling), when you did not want them to | 0 | |
| 14 | Try to have sexual intercourse with you when you did not want to but did not succeed | 0 | |
| 15 | Physically forced you to have sexual intercourse even when you did not want to | 0 | |
| 16 | Forced you to perform sexual acts when you did not want to | 3 | 100.0% |
| Sysmiss | | 36889 | |
| Warning: these figures indicate the number of cases found in the data file. They cannot be interpreted as summary statistics of the population of interest. | | | |
| # srs_sasa_expr_0: Has your partner/most recent partner done at least one of the following things t | | | |
| Information | [Type= discrete] [Format=numeric] [Range= 0-7] [Missing=*] | | |
| Statistics [NW/ W] | [Valid=17 /-] [Invalid=36875 /-] | | |
| Value | Label | Cases | Percentage |
| 0 | Pushed her or shoved her or pulled her hair | 17 | 100.0% |
| 2 | No | 0 | |
| 3 | Hit her with his fist or something else that could hurt her | 0 | |
| 4 | Kicked her, dragged her or beat her up | 0 | |
| 5 | Choked or burnt her on purpose | 0 | |
| 6 | Threatened to use or actually used a gun, knife or other weapon against her | 0 | |
| 7 | Threatened to use or actually used a panga (stick) against her | 0 | |
| Sysmiss | | 36875 | |
| Warning: these figures indicate the number of cases found in the data file. They cannot be interpreted as summary statistics of the population of interest. | | | |
| # srs_sasa_expr_2: Has your partner/most recent partner done at least one of the following things t | | | |
| Information | [Type= discrete] [Format=numeric] [Range= 0-7] [Missing=*] | | |
| Statistics [NW/ W] | [Valid=3190 /-] [Invalid=33702 /-] | | |
| Value | Label | Cases | Percentage |
| 0 | Pushed her or shoved her or pulled her hair | 0 | |
| 2 | No | 3190 | 100.0% |
| 3 | Hit her with his fist or something else that could hurt her | 0 | |

| # srs_sasa_expr_2: Has your partner/most recent partner done at least one of the following things t | | | |
|---|---|-------|------------|
| Value | Label | Cases | Percentage |
| 4 | Kicked her, dragged her or beat her up | 0 | |
| 5 | Choked or burnt her on purpose | 0 | |
| 6 | Threatened to use or actually used a gun, knife or other weapon against her | 0 | |
| 7 | Threatened to use or actually used a panga (stick) against her | 0 | |
| Sysmiss | | 33702 | |
| Warning: these figures indicate the number of cases found in the data file. They cannot be interpreted as summary statistics of the population of interest. | | | |
| # srs_sasa_expr_3: Has your partner/most recent partner done at least one of the following things t | | | |
| Information | [Type= discrete] [Format=numeric] [Range= 0-7] [Missing=*] | | |
| Statistics [NW/ W] | [Valid=22 /-] [Invalid=36870 /-] | | |
| Value | Label | Cases | Percentage |
| 0 | Pushed her or shoved her or pulled her hair | 0 | |
| 2 | No | 0 | |
| 3 | Hit her with his fist or something else that could hurt her | 22 | 100.0% |
| 4 | Kicked her, dragged her or beat her up | 0 | |
| 5 | Choked or burnt her on purpose | 0 | |
| 6 | Threatened to use or actually used a gun, knife or other weapon against her | 0 | |
| 7 | Threatened to use or actually used a panga (stick) against her | 0 | |
| Sysmiss | | 36870 | |
| Warning: these figures indicate the number of cases found in the data file. They cannot be interpreted as summary statistics of the population of interest. | | | |
| # srs_sasa_expr_4: Has your partner/most recent partner done at least one of the following things t | | | |
| Information | [Type= discrete] [Format=numeric] [Range= 0-7] [Missing=*] | | |
| Statistics [NW/ W] | [Valid=12 /-] [Invalid=36880 /-] | | |
| Value | Label | Cases | Percentage |
| 0 | Pushed her or shoved her or pulled her hair | 0 | |
| 2 | No | 0 | |
| 3 | Hit her with his fist or something else that could hurt her | 0 | |
| 4 | Kicked her, dragged her or beat her up | 12 | 100.0% |
| 5 | Choked or burnt her on purpose | 0 | |
| 6 | Threatened to use or actually used a gun, knife or other weapon against her | 0 | |
| 7 | Threatened to use or actually used a panga (stick) against her | 0 | |
| Sysmiss | | 36880 | |
| Warning: these figures indicate the number of cases found in the data file. They cannot be interpreted as summary statistics of the population of interest. | | | |
| # srs_sasa_expr_5: Has your partner/most recent partner done at least one of the following things t | | | |
| Information | [Type= discrete] [Format=numeric] [Range= 0-7] [Missing=*] | | |
| Statistics [NW/ W] | [Valid=7 /-] [Invalid=36885 /-] | | |
| Value | Label | Cases | Percentage |
| 0 | Pushed her or shoved her or pulled her hair | 0 | |
| 2 | No | 0 | |
| 3 | Hit her with his fist or something else that could hurt her | 0 | |
| 4 | Kicked her, dragged her or beat her up | 0 | |
| 5 | Choked or burnt her on purpose | 7 | 100.0% |

| # srs_sasa_expr_5: Has your partner/most recent partner done at least one of the following things t | | | |
|---|---|-------|------------|
| Value | Label | Cases | Percentage |
| 6 | Threatened to use or actually used a gun, knife or other weapon against her | 0 | |
| 7 | Threatened to use or actually used a panga (stick) against her | 0 | |
| Sysmiss | | 36885 | |
| Warning: these figures indicate the number of cases found in the data file. They cannot be interpreted as summary statistics of the population of interest. | | | |
| # srs_sasa_expr_6: Has your partner/most recent partner done at least one of the following things t | | | |
| Information | [Type= discrete] [Format=numeric] [Range= 0-7] [Missing=*] | | |
| Statistics [NW/ W] | [Valid=7 /-] [Invalid=36885 /-] | | |
| Value | Label | Cases | Percentage |
| 0 | Pushed her or shoved her or pulled her hair | 0 | |
| 2 | No | 0 | |
| 3 | Hit her with his fist or something else that could hurt her | 0 | |
| 4 | Kicked her, dragged her or beat her up | 0 | |
| 5 | Choked or burnt her on purpose | 0 | |
| 6 | Threatened to use or actually used a gun, knife or other weapon against her | 7 | 100.0% |
| 7 | Threatened to use or actually used a panga (stick) against her | 0 | |
| Sysmiss | | 36885 | |
| Warning: these figures indicate the number of cases found in the data file. They cannot be interpreted as summary statistics of the population of interest. | | | |
| # srs_sasa_expr_7: Has your partner/most recent partner done at least one of the following things t | | | |
| Information | [Type= discrete] [Format=numeric] [Range= 0-7] [Missing=*] | | |
| Statistics [NW/ W] | [Valid=8 /-] [Invalid=36884 /-] | | |
| Value | Label | Cases | Percentage |
| 0 | Pushed her or shoved her or pulled her hair | 0 | |
| 2 | No | 0 | |
| 3 | Hit her with his fist or something else that could hurt her | 0 | |
| 4 | Kicked her, dragged her or beat her up | 0 | |
| 5 | Choked or burnt her on purpose | 0 | |
| 6 | Threatened to use or actually used a gun, knife or other weapon against her | 0 | |
| 7 | Threatened to use or actually used a panga (stick) against her | 8 | 100.0% |
| Sysmiss | | 36884 | |
| Warning: these figures indicate the number of cases found in the data file. They cannot be interpreted as summary statistics of the population of interest. | | | |
| # srs_useviol_12mths: Have you used physical or sexual violence on your partner in the last 12 months? | | | |
| Information | [Type= discrete] [Format=numeric] [Range= 0-98] [Missing=*] | | |
| Statistics [NW/ W] | [Valid=3263 /-] [Invalid=33629 /-] | | |
| Value | Label | Cases | Percentage |
| 0 | No, I have never had it | 0 | |
| 1 | Yes | 15 | 0.5% |
| 2 | No | 3183 | 97.5% |
| 3 | Yes, but not sure about the exact age | 0 | |
| 93 | Prefer not to answer | 57 | 1.7% |
| 95 | Not had sex with this partner in the last 4 weeks | 0 | |
| 98 | Don't know | 8 | 0.2% |

| # srs_useviol_12mths: Have you used physical or sexual violence on your partner in the last 12 months? | | | |
|---|---|-------|------------------------------|
| Value | Label | Cases | Percentage |
| Sysmiss | | 33629 | |
| Warning: these figures indicate the number of cases found in the data file. They cannot be interpreted as summary statistics of the population of interest. | | | |
| # srs_sv_want_tobe_contact: Would you like to be contacted to discuss the sexual/physical violence? | | | |
| Information | [Type= discrete] [Format=numeric] [Range= 0-98] [Missing=*] | | |
| Statistics [NW/ W] | [Valid=9406 /-] [Invalid=27486 /-] | | |
| Value | Label | Cases | Percentage |
| 0 | No, I have never had it | 0 | |
| 1 | Yes | 175 | <div><div></div></div> 1.9% |
| 2 | No | 9231 | <div><div></div></div> 98.1% |
| 3 | Yes, but not sure about the exact age | 0 | |
| 93 | Prefer not to answer | 0 | |
| 95 | Not had sex with this partner in the last 4 weeks | 0 | |
| 98 | Don't know | 0 | |
| Sysmiss | | 27486 | |
| Warning: these figures indicate the number of cases found in the data file. They cannot be interpreted as summary statistics of the population of interest. | | | |
| # srs_sv_to_contact: B. If it is safe for you to wait up to 3 days for help, then click HERE to give | | | |
| Information | [Type= discrete] [Format=numeric] [Range= 0-98] [Missing=*] | | |
| Statistics [NW/ W] | [Valid=2257 /-] [Invalid=34635 /-] | | |
| Value | Label | Cases | Percentage |
| 0 | No, I have never had it | 0 | |
| 1 | Yes | 107 | <div><div></div></div> 4.7% |
| 2 | No | 1258 | <div><div></div></div> 55.7% |
| 3 | Yes, but not sure about the exact age | 0 | |
| 93 | Prefer not to answer | 829 | <div><div></div></div> 36.7% |
| 95 | Not had sex with this partner in the last 4 weeks | 0 | |
| 98 | Don't know | 63 | <div><div></div></div> 2.8% |
| Sysmiss | | 34635 | |
| Warning: these figures indicate the number of cases found in the data file. They cannot be interpreted as summary statistics of the population of interest. | | | |

| # srs_sv_urgent_contact: Please confirm that you would like urgent contact (within 3 days) to discuss sex | | | |
|---|---|---|-------------------|
| Information | | [Type= discrete] [Format=numeric] [Range= 0-98] [Missing=*] | |
| Statistics [NW/ W] | | [Valid=183 -/] [Invalid=36709 -/] | |
| Value | Label | Cases | Percentage |
| 0 | No, I have never had it | 0 | |
| 1 | Yes | 121 | <div></div> 66.1% |
| 2 | No | 62 | <div></div> 33.9% |
| 3 | Yes, but not sure about the exact age | 0 | |
| 93 | Prefer not to answer | 0 | |
| 95 | Not had sex with this partner in the last 4 weeks | 0 | |
| 98 | Don't know | 0 | |
| Sysmiss | | 36709 | |
| Warning: these figures indicate the number of cases found in the data file. They cannot be interpreted as summary statistics of the population of interest. | | | |
| # srs_sv_contact_method: Please tell us how you would like us to contact you: | | | |
| Information | | [Type= discrete] [Format=numeric] [Range= 1-2] [Missing=*] | |
| Statistics [NW/ W] | | [Valid=274 -/] [Invalid=36618 -/] | |
| Value | Label | Cases | Percentage |
| 1 | Phone call | 222 | <div></div> 81.0% |
| 2 | Home visit by Social Worker | 52 | <div></div> 19.0% |
| Sysmiss | | 36618 | |
| Warning: these figures indicate the number of cases found in the data file. They cannot be interpreted as summary statistics of the population of interest. | | | |
| # srs_sv_phonetime: Please indicate when is best to call: | | | |
| Information | | [Type= discrete] [Format=character] [Missing=*] | |
| Statistics [NW/ W] | | [Valid=222 -/] [Invalid=0 -/] | |
| # srs_sv_visittime: Please indicate which time of day is best: | | | |
| Information | | [Type= discrete] [Format=character] [Missing=*] | |
| Statistics [NW/ W] | | [Valid=52 -/] [Invalid=0 -/] | |