

South Africa

Dr Maryam, Shahmanesh, Africa Health Research Institute

AHRI PIP DREAMS Module 2018

Study Documentation

November 17, 2020

Metadata Production

Metadata Producer(s)	Africa Health Research Institute (AHRI)
Identification	DDI.AHRI.PIP.In.DREAMS.Module.2018

Table of Contents

Overview.....	4
Scope & Coverage.....	4
Producers & Sponsors.....	4
Sampling.....	4
Data Collection.....	5
Data Processing & Appraisal.....	5
Accessibility.....	5
Files Description.....	6
AHRI.PIP.DREAMS Componant.AssessmentOfCapacity.2018.v1.....	6
AHRI.PIP.DREAMS Componant.CombinedDataset.2018.v1.....	6
AHRI.PIP.DREAMS Componant.ContactAttempts.2018.v1.....	6
AHRI.PIP.DREAMS Componant.ExposureToDREAMS.2018.v1.....	6
AHRI.PIP.DREAMS Componant.ExposureToMTVShuga.2018.v1.....	6
AHRI.PIP.DREAMS Componant.IndivGeneralHealth.2018.v1.....	6
AHRI.PIP.DREAMS Componant.InformedConsent.2018.v1.....	6
AHRI.PIP.DREAMS Componant.PersonalInformation.2018.v1.....	6
AHRI.PIP.DREAMS Componant.SexualRelatInterviewer.2018.v1.....	6
AHRI.PIP.DREAMS Componant.SexualRelatSelFilled.2018.v1.....	7
Variables List.....	8
AHRI.PIP.DREAMS Componant.AssessmentOfCapacity.2018.v1.....	8
AHRI.PIP.DREAMS Componant.CombinedDataset.2018.v1.....	8
AHRI.PIP.DREAMS Componant.ContactAttempts.2018.v1.....	18
AHRI.PIP.DREAMS Componant.ExposureToDREAMS.2018.v1.....	22
AHRI.PIP.DREAMS Componant.ExposureToMTVShuga.2018.v1.....	25
AHRI.PIP.DREAMS Componant.IndivGeneralHealth.2018.v1.....	26
AHRI.PIP.DREAMS Componant.InformedConsent.2018.v1.....	27
AHRI.PIP.DREAMS Componant.PersonalInformation.2018.v1.....	27
AHRI.PIP.DREAMS Componant.SexualRelatInterviewer.2018.v1.....	27
AHRI.PIP.DREAMS Componant.SexualRelatSelFilled.2018.v1.....	29
Variables Description.....	30
AHRI.PIP.DREAMS Componant.AssessmentOfCapacity.2018.v1.....	31
AHRI.PIP.DREAMS Componant.CombinedDataset.2018.v1.....	33
AHRI.PIP.DREAMS Componant.ContactAttempts.2018.v1.....	82
AHRI.PIP.DREAMS Componant.ExposureToDREAMS.2018.v1.....	102
AHRI.PIP.DREAMS Componant.ExposureToMTVShuga.2018.v1.....	117
AHRI.PIP.DREAMS Componant.IndivGeneralHealth.2018.v1.....	120
AHRI.PIP.DREAMS Componant.InformedConsent.2018.v1.....	127
AHRI.PIP.DREAMS Componant.PersonalInformation.2018.v1.....	128
AHRI.PIP.DREAMS Componant.SexualRelatInterviewer.2018.v1.....	130
AHRI.PIP.DREAMS Componant.SexualRelatSelFilled.2018.v1.....	134

AHRI PIP DREAMS Module 2018

Overview	
Identification	AHRI.PIP.In.DREAMS.Module.2018
Version	V1.0.0
<u>Abstract</u> The main aim of this study is to evaluate the impact and effectiveness of the scale up of the DREAMS HIV prevention package of biological, behavioural and social interventions in reducing HIV incidence in adolescent girls and young women residing in the uMkhanyakude district of KwaZulu-Natal. To achieve this aim, the changes in different outcomes will be assessed over time. The primary outcome will be HIV incidence and other key secondary outcomes will include knowledge of own HIV status, sexual debut, HSV-2, number of sexual partners, age-disparity with sexual partners, ever been pregnant, condom use, unmet need for contraception, transactional sex, education (remaining in school) and experiences of violence.	
Kind of Data	Longitudinal survey data

Scope & Coverage	
Keywords	DREAMS nested cohort; sexual history; Adolescent Girls and Young Women (AGYW); GEMS scale; HIV testing; Partnership loop; Interventions; Coverage
Topics	HIV prevention, Interventions, Adolescents, Young people, Sexual health, Population Surveillance, Rural Population, HIV Infections, Africa
Time Period(s)	2018
Countries	South Africa
<u>Geographic Coverage</u> Demographic surveillance area of the Africa Health Research Institute; KwaZulu-Natal, uMkhanyakude district.	
<u>Universe</u>	

Producers & Sponsors	
Primary Investigator(s)	Dr Maryam, Shahmanesh, Africa Health Research Institute
Other Producer(s)	Africa Health Research Institute (AHRI)
Funding Agency/ies	Bill & Melinda Gates Foundation (BMGF) , Impact Evaluation of PEPFAR funded DREAMS interventions
Other Acknowledgment(s)	Jaco Dreyer , Data management , Africa Health Research Institute Nondumiso Mthiyane , Cleaning and analysis , Africa Health Research Institute

Sampling
<u>Sampling Procedure</u> Adolescent girls and young women aged 13-22 years who were residents in the demographic surveillance area of the Africa Health Research Institute. A total of 3013 participants were randomly selected to obtain a target sample size of 800 after 2 years of follow-up, allowing for 40% non-contact/loss-to-follow-up. Sampling was stratified by age group and area (week-blocks).

Data Collection	
Data Collection Dates	start 2018-01-24 end 2018-12-04

Data Processing & Appraisal
Data Editing None

Accessibility
<p>Access Conditions</p> <p>The representative of the Receiving Organization agrees to comply with the following conditions:</p> <ol style="list-style-type: none"> 1. Access to the restricted data will be limited to the Lead Researcher and other members of the research team listed in this request. 2. Copies of the restricted data or any data created on the basis of the original data will not be copied or made available to anyone other than those mentioned in this Data Access Agreement, unless formally authorized by the Data Archive. 3. The data will only be processed for the stated statistical and research purpose. They will be used for solely for reporting of aggregated information, and not for investigation of specific individuals or organizations. Data will not in any way be used for any administrative, proprietary or law enforcement purposes. 4. The Lead Researcher must state if it is their intention to match the restricted microdata with any other micro-dataset. If any matching is to take place, details must be provided of the datasets to be matched and of the reasons for the matching. Any datasets created as a result of matching will be considered to be restricted and must comply with the terms of this Data Access Agreement. 5. The Lead Researcher undertakes that no attempt will be made to identify any individual person, family, business, enterprise or organization. If such a unique disclosure is made inadvertently, no use will be made of the identity of any person or establishment discovered and full details will be reported to the Data Archive. The identification will not be revealed to any other person not included in the Data Access Agreement. 6. The Lead Researcher will implement security measures to prevent unauthorized access to licensed microdata acquired from the Data Archive. The microdata must be destroyed upon the completion of this research, unless the Data Archive obtains satisfactory guarantee that the data can be secured and provides written authorization to the Receiving Organization to retain them. Destruction of the microdata will be confirmed in writing by the Lead Researcher to the Data Archive. 7. Any books, articles, conference papers, theses, dissertations, reports, or other publications that employ data obtained from the Data Archive will cite the source of data in accordance with the citation requirement provided with the dataset. 8. An electronic copy of all reports and publications based on the requested data will be sent to the Data Archive. 9. The original collector of the data, the Data Archive, and the relevant funding agencies bear no responsibility for use of the data or for interpretations or inferences based upon such uses. 10. This agreement will come into force on the date that approval is given for access to the restricted dataset and remain in force until the completion date of the project or an earlier date if the project is completed ahead of time. 11. If there are any changes to the project specification, security arrangements, personnel or organization detailed in this application form, it is the responsibility of the Lead Researcher to seek the agreement of the Data Archive to these changes. Where there is a change to the employer organization of the Lead Researcher this will involve a new application being made and termination of the original project. 12. Breaches of the agreement will be taken seriously and the Data Archive will take action against those responsible for the lapse if willful or accidental. Failure to comply with the directions of the Data Archive will be deemed to be a major breach of the agreement and may involve recourse to legal proceedings. The Data Archive will maintain and share with partner data archives a register of those individuals and organizations which are responsible for breaching the terms of the Data Access Agreement and will impose sanctions on release of future data to these parties. <p>Citation Requirements</p> <p>Shahmanesh, M. (2020) "AHRI PIP DREAMS Module 2018." Africa Health Research Institute (AHRI). doi: 10.23664/AHRI.PIP.IN.DREAMS.MODULE.2018</p>

Files Description

Dataset contains 10 file(s)

AHRI.PIP.DREAMS_Component.AssessmentOfCapacity.2018.v1

# Cases	37067
# Variable(s)	10

AHRI.PIP.DREAMS_Component.CombinedDataset.2018.v1

# Cases	37067
# Variable(s)	231

AHRI.PIP.DREAMS_Component.ContactAttempts.2018.v1

# Cases	37067
# Variable(s)	97

AHRI.PIP.DREAMS_Component.ExposureToDREAMS.2018.v1

# Cases	37067
# Variable(s)	58

AHRI.PIP.DREAMS_Component.ExposureToMTVShuga.2018.v1

# Cases	37067
# Variable(s)	13

AHRI.PIP.DREAMS_Component.IndivGeneralHealth.2018.v1

# Cases	37067
# Variable(s)	26

AHRI.PIP.DREAMS_Component.InformedConsent.2018.v1

# Cases	37067
# Variable(s)	7

AHRI.PIP.DREAMS_Component.PersonalInformation.2018.v1

# Cases	37067
# Variable(s)	14

AHRI.PIP.DREAMS_Component.SexualRelatInterviewer.2018.v1

# Cases	37067
---------	-------

# Variable(s)	33
---------------	----

AHRI.PIP.DREAMS_Componant.SexualRelatSelFilled.2018.v1	
# Cases	37067
# Variable(s)	13

Variables List

Dataset contains 502 variable(s)

File AHRI.PIP.DREAMS_Componant.AssessmentOfCapacity.2018.v1							
#	Name	Label	Type	Format	Valid	Invalid	Question
1	project_id	REDCap Project Identifier	discrete	numeric-12.0	37067	0	-
2	event_id	REDCap Event Identifier	discrete	numeric-12.0	37067	0	-
3	cohort	Cohort Description	discrete	character-13	37067	0	-
4	round	Round Description	discrete	character-19	37067	0	-
5	IintId	Individual ID	continuous	numeric-12.0	37067	0	-
6	ac_date	Capacity assessment date	discrete	character-11	15889	-	-
7	ac_asses..	HAPPY with Step 1?	discrete	numeric-12.0	15901	21166	-
8	ac_asses..	HAPPY with Step 2?	discrete	numeric-12.0	239	36828	-
9	ac_asses..	HAPPY with Step 3?	discrete	numeric-12.0	209	36858	-
10	ac_asses..	Is this individual capable to participate?	discrete	numeric-12.0	37067	0	-

File AHRI.PIP.DREAMS_Componant.CombinedDataset.2018.v1							
#	Name	Label	Type	Format	Valid	Invalid	Question
1	project_id	REDCap Project Identifier	discrete	numeric-12.0	37067	0	-
2	event_id	REDCap Event Identifier	discrete	numeric-12.0	37067	0	-
3	cohort	Cohort Description	discrete	character-13	37067	0	-
4	round	Round Description	discrete	character-19	37067	0	-
5	IintId	Individual ID	continuous	numeric-12.0	37067	0	-
6	BSIntId	BSID	continuous	numeric-12.0	35165	1902	-
7	urban_or..	Is BSID location categorised as urban or rural?	discrete	character-49	35142	0	-
8	HHIntId	HHID	continuous	numeric-12.0	35142	1925	-
9	isigodi	Isigodi Name	discrete	character-22	35142	0	-
10	municname	Municipality Name	discrete	character-11	35019	0	-
11	wardno	Ward Number	discrete	numeric-12.0	35019	2048	-
12	ca_weekb..	Weekblock	discrete	character-5	37067	0	-
13	ca_attmp..	Conducting Contact Attempt - One	discrete	numeric-12.0	37064	3	-
14	ca_attmp..	Staff Member	discrete	character-3	37059	0	-
15	ca_attmp..	Attempt Start Date and Time	discrete	character-11	37058	-	-
16	ca_attmp..	Was the participant contacted?	discrete	numeric-12.0	37060	7	-
17	ca_attmp..	Is participant going to be surveyed today?	discrete	numeric-12.0	18033	19034	-
18	ca_attmp..	Was participation refused?	discrete	numeric-12.0	6213	30854	-
19	ca_attmp..	When are you going to make a revisit?	discrete	character-11	268	-	-

File AHRI.PIP.DREAMS_Componant.CombinedDataset.2018.v1							
#	Name	Label	Type	Format	Valid	Invalid	Question
20	ca_attmp..	Comments for Contact attempt - One	discrete	character-244	23758	-	-
21	ca_attmp..	Conducting Contact Attempt - Two	discrete	numeric-12.0	19333	17734	-
22	ca_attmp..	Staff Member	discrete	character-3	4145	0	-
23	ca_attmp..	Attempt Start Date and Time	discrete	character-11	4146	-	-
24	ca_attmp..	Was the participant contacted?	discrete	numeric-12.0	4145	32922	-
25	ca_attmp..	Is participant going to be surveyed today?	discrete	numeric-12.0	1461	35606	-
26	ca_attmp..	Was participation refused?	discrete	numeric-12.0	481	36586	-
27	ca_attmp..	When are you going to make a revisit?	discrete	character-11	23	-	-
28	ca_attmp..	Comments for Contact attempt - Two	discrete	character-244	3110	-	-
29	ca_attmp..	Conducting Contact Attempt - Three	discrete	numeric-12.0	2724	34343	-
30	ca_attmp..	Staff Member	discrete	character-3	1393	0	-
31	ca_attmp..	Attempt Start Date and Time	discrete	character-11	1393	-	-
32	ca_attmp..	Was the participant contacted?	discrete	numeric-12.0	1393	35674	-
33	ca_attmp..	Is participant going to be surveyed today?	discrete	numeric-12.0	347	36720	-
34	ca_attmp..	Was participation refused?	discrete	numeric-12.0	111	36956	-
35	ca_attmp..	Comments for Contact attempt - Three	discrete	character-215	1138	-	-
36	ca_attmp..	Conducting Contact Attempt - One	discrete	numeric-12.0	12214	24853	-
37	ca_attmp..	Staff Member	discrete	character-3	12240	0	-
38	ca_attmp..	Attempt Start Date and Time	discrete	character-11	12239	-	-
39	ca_attmp..	Was the participant contacted?	discrete	numeric-12.0	12239	24828	-
40	ca_attmp..	Is participant going to be surveyed today?	discrete	numeric-12.0	6246	30821	-
41	ca_attmp..	Was participation refused?	discrete	numeric-12.0	3434	33633	-
42	ca_attmp..	When are you going to make a revisit?	discrete	character-11	12	-	-
43	ca_attmp..	Comments for Contact attempt - One	discrete	character-244	8843	-	-
44	ca_attmp..	Conducting Contact Attempt - Two	discrete	numeric-12.0	5997	31070	-
45	ca_attmp..	Staff Member	discrete	character-3	33	0	-
46	ca_attmp..	Attempt Start Date and Time	discrete	character-11	32	-	-
47	ca_attmp..	Was the participant contacted?	discrete	numeric-12.0	32	37035	-
48	ca_attmp..	Is participant going to be surveyed today?	discrete	numeric-12.0	13	37054	-

File AHRI.PIP.DREAMS_Componant.CombinedDataset.2018.v1							
#	Name	Label	Type	Format	Valid	Invalid	Question
49	ca_attmp..	Was participation refused?	discrete	numeric-12.0	8	37059	-
50	ca_attmp..	When are you going to make a revisit?	discrete	character-11	0	-	-
51	ca_attmp..	Comments for Contact attempt - Two	discrete	character-92	25	0	-
52	ca_attmp..	Conducting Contact Attempt - Three	discrete	numeric-12.0	20	37047	-
53	ca_attmp..	Staff Member	discrete	character-3	8	0	-
54	ca_attmp..	Attempt Start Date and Time	discrete	character-11	8	-	-
55	ca_attmp..	Was the participant contacted?	discrete	numeric-12.0	8	37059	-
56	ca_attmp..	Is participant going to be surveyed today?	discrete	numeric-12.0	1	37066	-
57	ca_attmp..	Was participation refused?	discrete	numeric-12.0	0	37067	-
58	ca_attmp..	Comments for Contact attempt - Three	discrete	character-73	8	0	-
59	ca_refused	Participation Refused?	discrete	numeric-12.0	37067	0	-
60	ca_refus..	Who refuse participation?	discrete	numeric-12.0	9919	27148	-
61	ca_refus..	Specify other person who refused participation:	discrete	character-129	222	-	-
62	ca_refus..	Fieldworker: Please provide refusal narrative	discrete	character-244	9922	-	-
63	ca_refus..	FOR COORDINATOR TO COMPLETE: Was this reason for refusal approved?"	discrete	character-30	159	0	-
64	ca_refus..	Please specify the Reason why request was denied	discrete	character-59	149	0	-
65	ca_prema..	Was this a Pre-mature completion?	discrete	numeric-12.0	14437	22630	-
66	ca_prema..	Select reason for pre-mature completion	discrete	numeric-12.0	3429	33638	-
67	ca_prema..	Specify other reason for pre-mature completion:	discrete	character-168	256	-	-
68	ca_field..	Fieldworker: Request handover of Non-Contact to Field Coordinator?	discrete	numeric-12.0	20190	16877	-
69	ca_field..	Select reason for non-contact in field	discrete	numeric-12.0	14368	22699	-
70	ca_field..	Fieldworker: Can the potential participant use South African Sign Language?	discrete	numeric-12.0	89	36978	-
71	ca_field..	Fieldworker: Is the potential participant a confident reader (ie could use a sel	discrete	numeric-12.0	89	36978	-
72	ca_field..	Specify other reason for non-contact from field:	discrete	character-244	11137	-	-

File AHRI.PIP.DREAMS_Component.CombinedDataset.2018.v1							
#	Name	Label	Type	Format	Valid	Invalid	Question
73	ca_field..	Provide details of directions including izigodi, local area, destination BSID an	discrete	character-244	942	-	-
74	ca_field..	Fieldworker: Please provide narrative	discrete	character-244	13381	-	-
75	ca_field..	Fieldworker: Select best time to revisit - Afternoon	discrete	numeric-12.0	1506	35561	-
76	ca_field..	Fieldworker: Select best time to revisit - Afternoon and/or Sunday	discrete	numeric-12.0	2448	34619	-
77	ca_field..	Fieldworker: Select best time to revisit - Any day and at Anytime	discrete	numeric-12.0	1756	35311	-
78	ca_field..	Fieldworker: Select best time to revisit - After 02 weeks	discrete	numeric-12.0	861	36206	-
79	ca_field..	Fieldworker: Select best time to revisit - Month-end	discrete	numeric-12.0	476	36591	-
80	ca_field..	Fieldworker: Select best time to revisit - Week-end	discrete	numeric-12.0	751	36316	-
81	ca_field..	Fieldworker: Select best time to revisit - Sunday	discrete	numeric-12.0	5565	31502	-
82	ca_field..	Fieldworker: Select best time to revisit - Mtubatuba	discrete	numeric-12.0	377	36690	-
83	ca_field..	Fieldworker: Select best time to revisit - At Work	discrete	numeric-12.0	841	36226	-
84	ca_field..	Fieldworker: Select best time to revisit - Other; Specify	discrete	numeric-12.0	1911	35156	-
85	ca_field..	Fieldworker: Specify other details on best time to revisit	discrete	character-166	1029	-	-
86	ca_field..	FROM FIELD COORDINATOR's REVIEW: Was this request to transfer to the trackers ap	discrete	character-36	62	0	-
87	ca_field..	FOR FIELD COORDINATOR's TO COMPLETE: Why was this request was denied?	discrete	character-76	58	0	-
88	ca_track..	Tracker: Request handover to Special Task Team Coordinator?	discrete	numeric-12.0	5746	31321	-
89	ca_track..	Select reason for non-contact by Tracker	discrete	numeric-12.0	5149	31918	-
90	ca_track..	Tracker: Can the potential participant use South African Sign Language?	discrete	numeric-12.0	1	37066	-
91	ca_track..	Tracker: Is the potential participant a confident reader (ie could use a self-co	discrete	numeric-12.0	0	37067	-
92	ca_track..	Specify other reason for non-contact by Tracker:	discrete	character-244	4876	-	-
93	ca_track..	Tracker: Please provide narrative	discrete	character-244	5650	-	-

File AHRI.PIP.DREAMS_Componant.CombinedDataset.2018.v1							
#	Name	Label	Type	Format	Valid	Invalid	Question
94	ca_spt_c..	FOR SPECIAL TASK TEAM COORDINATOR TO COMPLETE: Was is the outcome of this reques	discrete	character-1	68	0	-
95	ca_spt_c..	Please specify the Reason why request was denied	discrete	character-53	8	0	-
96	ca_mobcl..	Nurse: Request handover to Nursing Team Coordinator?	discrete	numeric-12.0	27	37040	-
97	ca_mobcl..	Select reason for non-contact by Nurse	discrete	numeric-12.0	0	37067	-
98	ca_mobcl..	Specify other reason for non-contact by Nurse:	discrete	character-1	0	0	-
99	ca_mobcl..	Nurse: Please provide narrative	discrete	character-1	0	0	-
100	ca_mobcl..	FROM NURSING TEAM COORDINATOR's REVIEW: Was this request to handover as a Non-Co	discrete	character-1	0	0	-
101	ca_mobcl..	FROM NURSING TEAM COORDINATOR's REVIEW: Why was this request was denied?	discrete	character-1	0	0	-
102	ca_visit..	Visit Type	discrete	character-3	37047	0	-
103	ca_visit..	Visit Date	discrete	character-11	37049	-	-
104	pd_dob	Date Of Birth	discrete	character-11	37066	-	-
105	pd_age	Age	discrete	character-5	15798	0	-
106	pd_sex	Sex	discrete	numeric-12.0	37067	0	-
107	ac_date	Capacity assessment date	discrete	character-11	15889	-	-
108	ac_asses..	HAPPY with Step 1?	discrete	numeric-12.0	15901	21166	-
109	ac_asses..	HAPPY with Step 2?	discrete	numeric-12.0	239	36828	-
110	ac_asses..	HAPPY with Step 3?	discrete	numeric-12.0	209	36858	-
111	ac_asses..	Is this individual capable to participate?	discrete	numeric-12.0	37067	0	-
112	ic_indv..	Do you agree to receive R10 airtime?	discrete	numeric-12.0	15679	21388	-
113	ic_indiv..	Consent DREAMS questions	discrete	numeric-12.0	37067	0	-
114	dm_aware..	Have you heard of a program called 'DREAMS'?	discrete	numeric-12.0	13047	24020	-
115	dm_source..	From where / how did you hear about DREAMS?	discrete	numeric-12.0	125	36942	-
116	dm_source..	From where / how did you hear about DREAMS?	discrete	numeric-12.0	149	36918	-
117	dm_source..	From where / how did you hear about DREAMS?	discrete	numeric-12.0	335	36732	-
118	dm_source..	From where / how did you hear about DREAMS?	discrete	numeric-12.0	510	36557	-
119	dm_source..	From where / how did you hear about DREAMS?	discrete	numeric-12.0	203	36864	-

File AHRI.PIP.DREAMS_Component.CombinedDataset.2018.v1							
#	Name	Label	Type	Format	Valid	Invalid	Question
120	dm_sourc_..	From where / how did you hear about DREAMS?	discrete	numeric-12.0	74	36993	-
121	dm_sourc_..	From where / how did you hear about DREAMS?	discrete	numeric-12.0	43	37024	-
122	dm_sourc_..	From where / how did you hear about DREAMS?	discrete	numeric-12.0	109	36958	-
123	dm_sourc_..	From where / how did you hear about DREAMS?	discrete	numeric-12.0	416	36651	-
124	dm_sourc_..	From where / how did you hear about DREAMS?	discrete	numeric-12.0	25	37042	-
125	dm_sourc_..	Other, please specify from where / how did you hear about DREAMS?	discrete	character-53	25	0	-
126	dm_invited	Have you been invited to participate in any DREAMS activity or service?	discrete	numeric-12.0	1735	35332	-
127	dm_parti_..	Have you participated in the following service / program? Gender norms and Violence	discrete	numeric-12.0	13045	24022	-
128	dm_aware_..	If no, have you heard of it/ are you aware of it? Gender norms and Violence prev	discrete	numeric-12.0	12163	24904	-
129	dm_org_g_..	If yes, who provided? Gender norms and Violence prevention related programs	discrete	numeric-12.0	347	36720	-
130	dm_org_g_..	Please specify details of the other organization. Gender norms and Violence prev	discrete	character-16	58	0	-
131	dm_parti_..	Have you participated in financial literacy training for girls/young women, e.g.	discrete	numeric-12.0	13045	24022	-
132	dm_aware_..	If no, have you heard of it/ are you aware of it? Financial literacy training	discrete	numeric-12.0	12058	25009	-
133	dm_org_f_..	If yes, who provided? Financial literacy training	discrete	numeric-12.0	437	36630	-
134	dm_org_f_..	Please specify details of the other organization. Financial literacy training	discrete	character-17	70	0	-
135	dm_parti_..	Have you participated in the following service/program? Vocational skills traini	discrete	numeric-12.0	13033	24034	-
136	dm_aware_..	If no, have you heard of it/are you aware of it? Vocational skills training, Bus	discrete	numeric-12.0	11941	25126	-
137	dm_org_e_..	If yes, who provided? Vocational skills training, Business / entrepreneurial tra	discrete	numeric-12.0	545	36522	-
138	dm_org_e_..	Please specify details of the other organization. Vocational skills training, Bu	discrete	character-22	44	0	-

File AHRI.PIP.DREAMS_Componant.CombinedDataset.2018.v1							
#	Name	Label	Type	Format	Valid	Invalid	Question
139	dm_parti..	Have you participated in the following service/program? Local program for caregi	discrete	numeric-12.0	13027	24040	-
140	dm_aware..	If no, have you heard of it/ are you aware of it? Local program for caregiving	discrete	numeric-12.0	12125	24942	-
141	dm_org_c..	If yes, who provided? Local program for caregiving	discrete	numeric-12.0	358	36709	-
142	dm_org_c..	Please specify details of the other organization. Local program for caregiving	discrete	character-17	69	0	-
143	dm_parti..	Have you participated in the following service/program? Facility based (PITC, VT	discrete	numeric-12.0	13030	24037	-
144	dm_aware..	If no, have you heard of it/ are you aware of it? Facility based (PITC, VTC)	discrete	numeric-12.0	8712	28355	-
145	dm_org_f..	If yes, who provided? Facility based (PITC, VTC)	discrete	numeric-12.0	3765	33302	-
146	dm_org_f..	Please specify details of the other organization. Facility based (PITC, VTC)	discrete	character-10	12	0	-
147	dm_parti..	Did you participate in this service / program? Facility based HIV testing	discrete	numeric-12.0	13025	24042	-
148	dm_aware..	Are you aware of the following service / program? Facility based HIV testing	discrete	numeric-12.0	8567	28500	-
149	dm_org_h..	Where / from which organisation was it provided? Facility based HIV testing	discrete	numeric-12.0	3910	33157	-
150	dm_org_h..	Please specify details of the other organization. Facility based HIV testing	discrete	character-13	33	0	-
151	dm_parti..	Did you participate in this service / program? Partner testing	discrete	numeric-12.0	13015	24052	-
152	dm_aware..	Are you aware of the following service / program? Partner testing	discrete	numeric-12.0	11551	25516	-
153	dm_org_p..	Where / from which organisation was it provided? Partner testing	discrete	numeric-12.0	914	36153	-
154	dm_org_p..	Please specify details of the other organization. Partner testing	discrete	character-4	1	0	-
155	dm_parti..	Did you participate in this service / program? HIV Self testing	discrete	numeric-12.0	13032	24035	-
156	dm_aware..	Are you aware of the following service / program? HIV Self testing	discrete	numeric-12.0	11774	25293	-

File AHRI.PIP.DREAMS_Componant.CombinedDataset.2018.v1							
#	Name	Label	Type	Format	Valid	Invalid	Question
157	dm_org_s..	Where / from which organisation was it provided? HIV Self testing	discrete	numeric-12.0	700	36367	-
158	dm_org_s..	Please specify details of the other organization. HIV Self testing	discrete	character-15	8	0	-
159	dm_parti..	Have you participated in the following service/program? services/programs for ma	discrete	numeric-12.0	3998	33069	-
160	dm_aware..	If no, have you heard of it/ are you aware of it? Twilight HIV testing & Workplac	discrete	numeric-12.0	3721	33346	-
161	dm_org_m..	If yes, who provided? Twilight HIV testing & Workplace HIV testing	discrete	numeric-12.0	83	36984	-
162	dm_org_m..	Please specify details of the other organization. Twilight HIV testing & Workpla	discrete	character-17	11	0	-
163	dm_parti..	Did you participate in this service / program? Condom provision	discrete	numeric-12.0	13043	24024	-
164	dm_aware..	Are you aware of the following service / program? Condom provision	discrete	numeric-12.0	10018	27049	-
165	dm_org_c..	Where / from which organisation was it provided? Condom provision	discrete	numeric-12.0	2472	34595	-
166	dm_org_c..	Please specify details of the other organization. Condom provision	discrete	character-33	15	0	-
167	ms_house..	Do you/your household own a TV?	discrete	numeric-12.0	13049	24018	-
168	ms_watch..	How often do you watch TV?	discrete	numeric-12.0	13049	24018	-
169	ms_watch..	Where do you usually (by usually we mean mostly, or commonly, or regularly) watc	discrete	numeric-12.0	10528	26539	-
170	ms_watch..	Please specify details on the other places where you watch	discrete	character-34	67	0	-
171	ms_ever..	Have you ever watched MTV Shuga?	discrete	numeric-12.0	13049	24018	-
172	ms_ever..	If no - have you heard of it?	discrete	numeric-12.0	11567	25500	-
173	ms_which..	Which country series did you watch?	discrete	numeric-12.0	1389	35678	-
174	ms_which..	Please specify details on the other series of MTV Shugat that you have watched	discrete	character-25	11	0	-
175	hq_descr..	How do you describe your general health at present?	discrete	numeric-12.0	13068	23999	-
176	hq_opi_d..	Have you visited out-patient department (OPD) at the DOH hospital in the past mo	discrete	numeric-12.0	13068	23999	-

File AHRI.PIP.DREAMS_Componant.CombinedDataset.2018.v1							
#	Name	Label	Type	Format	Valid	Invalid	Question
177	hq_opi_p..	Have you visited OPD at the private hospital in the past month?	discrete	numeric-12.0	13067	24000	-
178	hq_evero..	Have you ever received TB treatment?	discrete	numeric-12.0	13068	23999	-
179	hq_start..	Were you started on TB treatment in the past 12 months?	discrete	numeric-12.0	1054	36013	-
180	hq_curro..	Are you currently receiving TB treatment?	discrete	numeric-12.0	1054	36013	-
181	hq_evero..	Have you ever received BP treatment?	discrete	numeric-12.0	13068	23999	-
182	hq_start..	Were you started on BP treatment in the past 12 months?	discrete	numeric-12.0	2508	34559	-
183	hq_curro..	Are you currently receiving BP treatment?	discrete	numeric-12.0	2506	34561	-
184	hq_evero..	Have you ever received diabetes treatment?	discrete	numeric-12.0	13045	24022	-
185	hq_start..	Were you started on diabetes treatment in the past 12 months?	discrete	numeric-12.0	588	36479	-
186	hq_curro..	Are you currently receiving diabetes treatment?	discrete	numeric-12.0	590	36477	-
187	hq_prev_..	Have you ever taken ART for your own health?	discrete	numeric-12.0	2826	34241	-
188	hq_art_t..	Have you ever had to stop ART?	discrete	numeric-12.0	2454	34613	-
189	hq_art_r..	Please provide the reason for stopping ART:	discrete	character-185	70	-	-
190	hq_prep_..	Have you ever heard of PrEP? (These are tablets that people who do not have HIV	discrete	numeric-12.0	13068	23999	-
191	hq_prep_..	Where did you hear about PrEP?	discrete	character-33	377	0	-
192	hq_prep_..	Have you ever been offered PrEP?	discrete	numeric-12.0	376	36691	-
193	hq_prep_..	Are you currently taking PrEP to prevent HIV?	discrete	numeric-12.0	377	36690	-
194	hq_prep_..	Suppose that long-acting injectable PrEP is as effective as daily oral PrEP pill	discrete	numeric-12.0	13067	24000	-
195	hq_prep_..	Given a choice between either long-acting injectable PrEP and daily oral PrEP, w	discrete	numeric-12.0	13066	24001	-
196	sr_part_..	Did the participant request the fieldworker to record the sexual behaviour quest	discrete	numeric-12.0	3290	33777	-
197	sr_part_..	If No; give the reason?	discrete	character-92	859	0	-

File AHRI.PIP.DREAMS_Componant.CombinedDataset.2018.v1							
#	Name	Label	Type	Format	Valid	Invalid	Question
198	sr_share ..	Are you willing to share how old were you the first time you made someone pregna	continuous	numeric-12.0	997	36070	-
199	sr_agefa ..	How old were you when you first made someone pregnant?	continuous	numeric-12.0	741	36326	-
200	sr_share ..	Are you willing to share the number of children you have you fathered?	discrete	numeric-12.0	1012	36055	-
201	sr_circu ..	Where were you circumcised?	discrete	character-2	1371	0	-
202	sr_circu ..	Please specify more details on where you were circumcised:	discrete	character-79	36	0	-
203	sr_currp ..	Are you currently pregnant?	discrete	numeric-12.0	5362	31705	-
204	sr_share ..	Are you willing to share how old were you the first time you got pregnant?	discrete	numeric-12.0	3977	33090	-
205	sr_agepr ..	How old were you the first time you got pregnant? [age in years]	continuous	numeric-12.0	3288	33779	-
206	sr_times ..	How many times have you been pregnant? (including pregnancies that did not go to	continuous	numeric-12.0	3848	33219	-
207	sr_times ..	How many times have you given birth? (include both live births and stillbirths.	discrete	numeric-12.0	3848	33219	-
208	sr_areus ..	Are you currently using any contraceptive methods to prevent pregnancy?	discrete	numeric-12.0	5026	32041	-
209	sr_currm ..	Other method, please specify:	discrete	character-45	12	0	-
210	sr_meth ..	Which methods were you using?	discrete	character-1	38	0	-
211	sr_meth ..	Which methods were you using?	discrete	character-1	543	0	-
212	sr_meth ..	Which methods were you using?	discrete	character-1	21	0	-
213	sr_meth ..	Which methods were you using?	discrete	character-1	45	0	-
214	sr_meth ..	Which methods were you using?	discrete	character-1	3	0	-
215	sr_meth ..	Which methods were you using?	discrete	character-1	20	0	-
216	sr_meth ..	Which methods were you using?	discrete	character-1	767	0	-
217	sr_meth ..	Which methods were you using?	discrete	character-1	87	0	-
218	sr_meth ..	Which methods were you using?	discrete	character-1	74	0	-
219	sr_meth ..	Which methods were you using?	discrete	character-1	1	0	-

File AHRI.PIP.DREAMS_Componant.CombinedDataset.2018.v1

#	Name	Label	Type	Format	Valid	Invalid	Question
220	sr_meth_..	Which methods were you using?	discrete	character-2	1	0	-
221	sr_meth_..	Which methods were you using?	discrete	character-2	3	0	-
222	sr_meth_..	Which methods were you using?	discrete	character-2	2	0	-
223	sr_meth_..	Other method, please specify:	discrete	character-16	2	0	-
224	srs_usec_..	Did you use a condom the LAST time you had sex (whether it was forced or agreed)	discrete	numeric-12.0	6128	30939	-
225	srs_sv_w_..	Would you like to be contacted to discuss the sexual/physical violence?	discrete	numeric-12.0	15517	21550	-
226	srs_sv_u_..	Please confirm that you would like urgent contact (within 3 days) to discuss sex	discrete	numeric-12.0	533	36534	-
227	srs_sv_c_..	Please tell us how you would like us to contact you:	discrete	numeric-12.0	528	36539	-
228	srs_sv_p_..	Please indicate when is best to call:	discrete	character-111	295	-	-
229	srs_sv_v_..	Please indicate which time of day is best:	discrete	character-39	235	0	-
230	srs_sv_a_..	Is there anything else we need to know - please enter it here:	discrete	character-144	453	-	-
231	srs_sv_c_..	Contact request status	discrete	character-1	0	0	-

File AHRI.PIP.DREAMS_Componant.ContactAttempts.2018.v1

#	Name	Label	Type	Format	Valid	Invalid	Question
1	project_id	REDCap Project Identifier	discrete	numeric-12.0	37067	0	-
2	event_id	REDCap Event Identifier	discrete	numeric-12.0	37067	0	-
3	cohort	Cohort Description	discrete	character-13	37067	0	-
4	round	Round Description	discrete	character-19	37067	0	-
5	IintId	Individual ID	continuous	numeric-12.0	37067	0	-
6	ca_weekb_..	Weekblock	discrete	character-5	37067	0	-
7	ca_attmp_..	Conducting Contact Attempt - One	discrete	numeric-12.0	37064	3	-
8	ca_attmp_..	Staff Member	discrete	character-3	37059	0	-
9	ca_attmp_..	Attempt Start Date and Time	discrete	character-11	37058	-	-
10	ca_attmp_..	Was the participant contacted?	discrete	numeric-12.0	37060	7	-
11	ca_attmp_..	Is participant going to be surveyed today?	discrete	numeric-12.0	18033	19034	-
12	ca_attmp_..	Was participation refused?	discrete	numeric-12.0	6213	30854	-
13	ca_attmp_..	When are you going to make a revisit?	discrete	character-11	268	-	-

File AHRI.PIP.DREAMS_Componant.ContactAttempts.2018.v1

#	Name	Label	Type	Format	Valid	Invalid	Question
14	ca_attmp..	Comments for Contact attempt - One	discrete	character-244	23758	-	-
15	ca_attmp..	Conducting Contact Attempt - Two	discrete	numeric-12.0	19333	17734	-
16	ca_attmp..	Staff Member	discrete	character-3	4145	0	-
17	ca_attmp..	Attempt Start Date and Time	discrete	character-11	4146	-	-
18	ca_attmp..	Was the participant contacted?	discrete	numeric-12.0	4145	32922	-
19	ca_attmp..	Is participant going to be surveyed today?	discrete	numeric-12.0	1461	35606	-
20	ca_attmp..	Was participation refused?	discrete	numeric-12.0	481	36586	-
21	ca_attmp..	When are you going to make a revisit?	discrete	character-11	23	-	-
22	ca_attmp..	Comments for Contact attempt - Two	discrete	character-244	3110	-	-
23	ca_attmp..	Conducting Contact Attempt - Three	discrete	numeric-12.0	2724	34343	-
24	ca_attmp..	Staff Member	discrete	character-3	1393	0	-
25	ca_attmp..	Attempt Start Date and Time	discrete	character-11	1393	-	-
26	ca_attmp..	Was the participant contacted?	discrete	numeric-12.0	1393	35674	-
27	ca_attmp..	Is participant going to be surveyed today?	discrete	numeric-12.0	347	36720	-
28	ca_attmp..	Was participation refused?	discrete	numeric-12.0	111	36956	-
29	ca_attmp..	Comments for Contact attempt - Three	discrete	character-215	1138	-	-
30	ca_attmp..	Conducting Contact Attempt - One	discrete	numeric-12.0	12214	24853	-
31	ca_attmp..	Staff Member	discrete	character-3	12240	0	-
32	ca_attmp..	Attempt Start Date and Time	discrete	character-11	12239	-	-
33	ca_attmp..	Was the participant contacted?	discrete	numeric-12.0	12239	24828	-
34	ca_attmp..	Is participant going to be surveyed today?	discrete	numeric-12.0	6246	30821	-
35	ca_attmp..	Was participation refused?	discrete	numeric-12.0	3434	33633	-
36	ca_attmp..	When are you going to make a revisit?	discrete	character-11	12	-	-
37	ca_attmp..	Comments for Contact attempt - One	discrete	character-244	8843	-	-
38	ca_attmp..	Conducting Contact Attempt - Two	discrete	numeric-12.0	5997	31070	-
39	ca_attmp..	Staff Member	discrete	character-3	33	0	-
40	ca_attmp..	Attempt Start Date and Time	discrete	character-11	32	-	-
41	ca_attmp..	Was the participant contacted?	discrete	numeric-12.0	32	37035	-
42	ca_attmp..	Is participant going to be surveyed today?	discrete	numeric-12.0	13	37054	-

File AHRI.PIP.DREAMS_Componant.ContactAttempts.2018.v1							
#	Name	Label	Type	Format	Valid	Invalid	Question
43	ca_attmp..	Was participation refused?	discrete	numeric-12.0	8	37059	-
44	ca_attmp..	When are you going to make a revisit?	discrete	character-11	0	-	-
45	ca_attmp..	Comments for Contact attempt - Two	discrete	character-92	25	0	-
46	ca_attmp..	Conducting Contact Attempt - Three	discrete	numeric-12.0	20	37047	-
47	ca_attmp..	Staff Member	discrete	character-3	8	0	-
48	ca_attmp..	Attempt Start Date and Time	discrete	character-11	8	-	-
49	ca_attmp..	Was the participant contacted?	discrete	numeric-12.0	8	37059	-
50	ca_attmp..	Is participant going to be surveyed today?	discrete	numeric-12.0	1	37066	-
51	ca_attmp..	Was participation refused?	discrete	numeric-12.0	0	37067	-
52	ca_attmp..	Comments for Contact attempt - Three	discrete	character-73	8	0	-
53	ca_refused	Participation Refused?	discrete	numeric-12.0	37067	0	-
54	ca_refus..	Who refuse participation?	discrete	numeric-12.0	9919	27148	-
55	ca_refus..	Specify other person who refused participation:	discrete	character-129	222	-	-
56	ca_refus..	Fieldworker: Please provide refusal narrative	discrete	character-244	9922	-	-
57	ca_refus..	FOR COORDINATOR TO COMPLETE: Was this reason for refusal approved?"	discrete	character-30	159	0	-
58	ca_refus..	Please specify the Reason why request was denied	discrete	character-59	149	0	-
59	ca_prema..	Was this a Pre-mature completion?	discrete	numeric-12.0	14437	22630	-
60	ca_prema..	Select reason for pre-mature completion	discrete	numeric-12.0	3429	33638	-
61	ca_prema..	Specify other reason for pre-mature completion:	discrete	character-168	256	-	-
62	ca_field..	Fieldworker: Request handover of Non-Contact to Field Coordinator?	discrete	numeric-12.0	20190	16877	-
63	ca_field..	Select reason for non-contact in field	discrete	numeric-12.0	14368	22699	-
64	ca_field..	Fieldworker: Can the potential participant use South African Sign Language?	discrete	numeric-12.0	89	36978	-
65	ca_field..	Fieldworker: Is the potential participant a confident reader (ie could use a sel	discrete	numeric-12.0	89	36978	-
66	ca_field..	Specify other reason for non-contact from field:	discrete	character-244	11137	-	-

File AHRI.PIP.DREAMS_Componant.ContactAttempts.2018.v1							
#	Name	Label	Type	Format	Valid	Invalid	Question
67	ca_field..	Provide details of directions including izigodi, local area, destination BSID an	discrete	character-244	942	-	-
68	ca_field..	Fieldworker: Please provide narrative	discrete	character-244	13381	-	-
69	ca_field..	Fieldworker: Select best time to revisit - Afternoon	discrete	numeric-12.0	1506	35561	-
70	ca_field..	Fieldworker: Select best time to revisit - Afternoon and/or Sunday	discrete	numeric-12.0	2448	34619	-
71	ca_field..	Fieldworker: Select best time to revisit - Any day and at Anytime	discrete	numeric-12.0	1756	35311	-
72	ca_field..	Fieldworker: Select best time to revisit - After 02 weeks	discrete	numeric-12.0	861	36206	-
73	ca_field..	Fieldworker: Select best time to revisit - Month-end	discrete	numeric-12.0	476	36591	-
74	ca_field..	Fieldworker: Select best time to revisit - Week-end	discrete	numeric-12.0	751	36316	-
75	ca_field..	Fieldworker: Select best time to revisit - Sunday	discrete	numeric-12.0	5565	31502	-
76	ca_field..	Fieldworker: Select best time to revisit - Mtubatuba	discrete	numeric-12.0	377	36690	-
77	ca_field..	Fieldworker: Select best time to revisit - At Work	discrete	numeric-12.0	841	36226	-
78	ca_field..	Fieldworker: Select best time to revisit - Other; Specify	discrete	numeric-12.0	1911	35156	-
79	ca_field..	Fieldworker: Specify other details on best time to revisit	discrete	character-166	1029	-	-
80	ca_field..	FROM FIELD COORDINATOR's REVIEW: Was this request to transfer to the trackers ap	discrete	character-36	62	0	-
81	ca_field..	FOR FIELD COORDINATOR's TO COMPLETE: Why was this request was denied?	discrete	character-76	58	0	-
82	ca_track..	Tracker: Request handover to Special Task Team Coordinator?	discrete	numeric-12.0	5746	31321	-
83	ca_track..	Select reason for non-contact by Tracker	discrete	numeric-12.0	5149	31918	-
84	ca_track..	Tracker: Can the potential participant use South African Sign Language?	discrete	numeric-12.0	1	37066	-
85	ca_track..	Tracker: Is the potential participant a confident reader (ie could use a self-co	discrete	numeric-12.0	0	37067	-
86	ca_track..	Specify other reason for non-contact by Tracker:	discrete	character-244	4876	-	-
87	ca_track..	Tracker: Please provide narrative	discrete	character-244	5650	-	-

File AHRI.PIP.DREAMS_Componant.ContactAttempts.2018.v1

#	Name	Label	Type	Format	Valid	Invalid	Question
88	ca_spt_c..	FOR SPECIAL TASK TEAM COORDINATOR TO COMPLETE: Was is the outcome of this reques	discrete	character-1	68	0	-
89	ca_spt_c..	Please specify the Reason why request was denied	discrete	character-53	8	0	-
90	ca_mobcl..	Nurse: Request handover to Nursing Team Coordinator?	discrete	numeric-12.0	27	37040	-
91	ca_mobcl..	Select reason for non-contact by Nurse	discrete	numeric-12.0	0	37067	-
92	ca_mobcl..	Specify other reason for non-contact by Nurse:	discrete	character-1	0	0	-
93	ca_mobcl..	Nurse: Please provide narrative	discrete	character-1	0	0	-
94	ca_mobcl..	FROM NURSING TEAM COORDINATOR's REVIEW: Was this request to handover as a Non-Co	discrete	character-1	0	0	-
95	ca_mobcl..	FROM NURSING TEAM COORDINATOR's REVIEW: Why was this request was denied?	discrete	character-1	0	0	-
96	ca_visit..	Visit Type	discrete	character-3	37047	0	-
97	ca_visit..	Visit Date	discrete	character-11	37049	-	-

File AHRI.PIP.DREAMS_Componant.ExposureToDREAMS.2018.v1

#	Name	Label	Type	Format	Valid	Invalid	Question
1	project_id	REDCap Project Identifier	discrete	numeric-12.0	37067	0	-
2	event_id	REDCap Event Identifier	discrete	numeric-12.0	37067	0	-
3	cohort	Cohort Description	discrete	character-13	37067	0	-
4	round	Round Description	discrete	character-19	37067	0	-
5	IIntId	Individual ID	continuous	numeric-12.0	37067	0	-
6	dm_aware..	Have you heard of a program called 'DREAMS'?	discrete	numeric-12.0	13047	24020	-
7	dm_sourc..	From where / how did you hear about DREAMS?	discrete	numeric-12.0	125	36942	-
8	dm_sourc..	From where / how did you hear about DREAMS?	discrete	numeric-12.0	149	36918	-
9	dm_sourc..	From where / how did you hear about DREAMS?	discrete	numeric-12.0	335	36732	-
10	dm_sourc..	From where / how did you hear about DREAMS?	discrete	numeric-12.0	510	36557	-
11	dm_sourc..	From where / how did you hear about DREAMS?	discrete	numeric-12.0	203	36864	-
12	dm_sourc..	From where / how did you hear about DREAMS?	discrete	numeric-12.0	74	36993	-
13	dm_sourc..	From where / how did you hear about DREAMS?	discrete	numeric-12.0	43	37024	-

File AHRI.PIP.DREAMS_Componant.ExposureToDREAMS.2018.v1							
#	Name	Label	Type	Format	Valid	Invalid	Question
14	dm_sourc_..	From where / how did you hear about DREAMS?	discrete	numeric-12.0	109	36958	-
15	dm_sourc_..	From where / how did you hear about DREAMS?	discrete	numeric-12.0	416	36651	-
16	dm_sourc_..	From where / how did you hear about DREAMS?	discrete	numeric-12.0	25	37042	-
17	dm_sourc_..	Other, please specify from where / how did you hear about DREAMS?	discrete	character-53	25	0	-
18	dm_invited	Have you been invited to participate in any DREAMS activity or service?	discrete	numeric-12.0	1735	35332	-
19	dm_parti_..	Have you participated in the following service / program? Gender norms and Violence	discrete	numeric-12.0	13045	24022	-
20	dm_aware_..	If no, have you heard of it/ are you aware of it? Gender norms and Violence preve	discrete	numeric-12.0	12163	24904	-
21	dm_org_g_..	If yes, who provided? Gender norms and Violence prevention related programs	discrete	numeric-12.0	347	36720	-
22	dm_org_g_..	Please specify details of the other organization. Gender norms and Violence prev	discrete	character-16	58	0	-
23	dm_parti_..	Have you participated in financial literacy training for girls/young women, e.g.	discrete	numeric-12.0	13045	24022	-
24	dm_aware_..	If no, have you heard of it/ are you aware of it? Financial literacy training	discrete	numeric-12.0	12058	25009	-
25	dm_org_f_..	If yes, who provided? Financial literacy training	discrete	numeric-12.0	437	36630	-
26	dm_org_f_..	Please specify details of the other organization. Financial literacy training	discrete	character-17	70	0	-
27	dm_parti_..	Have you participated in the following service/program? Vocational skills traini	discrete	numeric-12.0	13033	24034	-
28	dm_aware_..	If no, have you heard of it/are you aware of it? Vocational skills training, Bus	discrete	numeric-12.0	11941	25126	-
29	dm_org_e_..	If yes, who provided? Vocational skills training, Business / entrepreneurial tra	discrete	numeric-12.0	545	36522	-
30	dm_org_e_..	Please specify details of the other organization. Vocational skills training, Bu	discrete	character-22	44	0	-
31	dm_parti_..	Have you participated in the following service/program? Local program for caregi	discrete	numeric-12.0	13027	24040	-
32	dm_aware_..	If no, have you heard of it/ are you aware of it? Local program for caregiving	discrete	numeric-12.0	12125	24942	-

File AHRI.PIP.DREAMS_Componant.ExposureToDREAMS.2018.v1							
#	Name	Label	Type	Format	Valid	Invalid	Question
33	dm_org_c..	If yes, who provided? Local program for caregiving	discrete	numeric-12.0	358	36709	-
34	dm_org_c..	Please specify details of the other organization. Local program for caregiving	discrete	character-17	69	0	-
35	dm_parti..	Have you participated in the following service/program? Facility based (PITC, VT	discrete	numeric-12.0	13030	24037	-
36	dm_aware..	If no, have you heard of it/ are you aware of it? Facility based (PITC, VTC)	discrete	numeric-12.0	8712	28355	-
37	dm_org_f..	If yes, who provided? Facility based (PITC, VTC)	discrete	numeric-12.0	3765	33302	-
38	dm_org_f..	Please specify details of the other organization. Facility based (PITC, VTC)	discrete	character-10	12	0	-
39	dm_parti..	Did you participate in this service / program? Facility based HIV testing	discrete	numeric-12.0	13025	24042	-
40	dm_aware..	Are you aware of the following service / program? Facility based HIV testing	discrete	numeric-12.0	8567	28500	-
41	dm_org_h..	Where / from which organisation was it provided? Facility based HIV testing	discrete	numeric-12.0	3910	33157	-
42	dm_org_h..	Please specify details of the other organization. Facility based HIV testing	discrete	character-13	33	0	-
43	dm_parti..	Did you participate in this service / program? Partner testing	discrete	numeric-12.0	13015	24052	-
44	dm_aware..	Are you aware of the following service / program? Partner testing	discrete	numeric-12.0	11551	25516	-
45	dm_org_p..	Where / from which organisation was it provided? Partner testing	discrete	numeric-12.0	914	36153	-
46	dm_org_p..	Please specify details of the other organization. Partner testing	discrete	character-4	1	0	-
47	dm_parti..	Did you participate in this service / program? HIV Self testing	discrete	numeric-12.0	13032	24035	-
48	dm_aware..	Are you aware of the following service / program? HIV Self testing	discrete	numeric-12.0	11774	25293	-
49	dm_org_s..	Where / from which organisation was it provided? HIV Self testing	discrete	numeric-12.0	700	36367	-
50	dm_org_s..	Please specify details of the other organization. HIV Self testing	discrete	character-15	8	0	-

File AHRI.PIP.DREAMS_Componant.ExposureToDREAMS.2018.v1

#	Name	Label	Type	Format	Valid	Invalid	Question
51	dm_parti..	Have you participated in the following service/program? services/programs for ma	discrete	numeric-12.0	3998	33069	-
52	dm_aware..	If no, have you heard of it/ are you aware of it? Twilight HIV testing & Workplac	discrete	numeric-12.0	3721	33346	-
53	dm_org_m..	If yes, who provided? Twilight HIV testing & Workplace HIV testing	discrete	numeric-12.0	83	36984	-
54	dm_org_m..	Please specify details of the other organization. Twilight HIV testing & Workpla	discrete	character-17	11	0	-
55	dm_parti..	Did you participate in this service / program? Condom provision	discrete	numeric-12.0	13043	24024	-
56	dm_aware..	Are you aware of the following service / program? Condom provision	discrete	numeric-12.0	10018	27049	-
57	dm_org_c..	Where / from which organisation was it provided? Condom provision	discrete	numeric-12.0	2472	34595	-
58	dm_org_c..	Please specify details of the other organization. Condom provision	discrete	character-33	15	0	-

File AHRI.PIP.DREAMS_Componant.ExposureToMTVShuga.2018.v1

#	Name	Label	Type	Format	Valid	Invalid	Question
1	project_id	REDCap Project Identifier	discrete	numeric-12.0	37067	0	-
2	event_id	REDCap Event Identifier	discrete	numeric-12.0	37067	0	-
3	cohort	Cohort Description	discrete	character-13	37067	0	-
4	round	Round Description	discrete	character-19	37067	0	-
5	IIntId	Individual ID	continuous	numeric-12.0	37067	0	-
6	ms_house..	Do you/your household own a TV?	discrete	numeric-12.0	13049	24018	-
7	ms_watch..	How often do you watch TV?	discrete	numeric-12.0	13049	24018	-
8	ms_watch..	Where do you usually (by usually we mean mostly, or commonly, or regularly) watc	discrete	numeric-12.0	10528	26539	-
9	ms_watch..	Please specify details on the other places where you watch	discrete	character-34	67	0	-
10	ms_ever..	Have you ever watched MTV Shuga?	discrete	numeric-12.0	13049	24018	-
11	ms_ever..	If no - have you heard of it?	discrete	numeric-12.0	11567	25500	-
12	ms_which..	Which country series did you watch?	discrete	numeric-12.0	1389	35678	-
13	ms_which..	Please specify details on the other series of MTV Shugat that you have watched	discrete	character-25	11	0	-

File AHRI.PIP.DREAMS_Componant.IndivGeneralHealth.2018.v1							
#	Name	Label	Type	Format	Valid	Invalid	Question
1	project_id	REDCap Project Identifier	discrete	numeric-12.0	37067	0	-
2	event_id	REDCap Event Identifier	discrete	numeric-12.0	37067	0	-
3	cohort	Cohort Description	discrete	character-13	37067	0	-
4	round	Round Description	discrete	character-19	37067	0	-
5	IintId	Individual ID	continuous	numeric-12.0	37067	0	-
6	hq_descr ..	How do you describe your general health at present?	discrete	numeric-12.0	13068	23999	-
7	hq_opi_d ..	Have you visited out-patient department (OPD) at the DOH hospital in the past mo	discrete	numeric-12.0	13068	23999	-
8	hq_opi_p ..	Have you visited OPD at the private hospital in the past month?	discrete	numeric-12.0	13067	24000	-
9	hq_evero ..	Have you ever received TB treatment?	discrete	numeric-12.0	13068	23999	-
10	hq_start ..	Were you started on TB treatment in the past 12 months?	discrete	numeric-12.0	1054	36013	-
11	hq_curro ..	Are you currently receiving TB treatment?	discrete	numeric-12.0	1054	36013	-
12	hq_evero ..	Have you ever received BP treatment?	discrete	numeric-12.0	13068	23999	-
13	hq_start ..	Were you started on BP treatment in the past 12 months?	discrete	numeric-12.0	2508	34559	-
14	hq_curro ..	Are you currently receiving BP treatment?	discrete	numeric-12.0	2506	34561	-
15	hq_evero ..	Have you ever received diabetes treatment?	discrete	numeric-12.0	13045	24022	-
16	hq_start ..	Were you started on diabetes treatment in the past 12 months?	discrete	numeric-12.0	588	36479	-
17	hq_curro ..	Are you currently receiving diabetes treatment?	discrete	numeric-12.0	590	36477	-
18	hq_prev ..	Have you ever taken ART for your own health?	discrete	numeric-12.0	2826	34241	-
19	hq_art_t ..	Have you ever had to stop ART?	discrete	numeric-12.0	2454	34613	-
20	hq_art_r ..	Please provide the reason for stopping ART:	discrete	character-185	70	-	-
21	hq_prep ..	Have you ever heard of PrEP? (These are tablets that people who do not have HIV	discrete	numeric-12.0	13068	23999	-
22	hq_prep ..	Where did you hear about PrEP?	discrete	character-33	377	0	-
23	hq_prep ..	Have you ever been offered PrEP?	discrete	numeric-12.0	376	36691	-
24	hq_prep ..	Are you currently taking PrEP to prevent HIV?	discrete	numeric-12.0	377	36690	-

File AHRI.PIP.DREAMS_Componant.IndivGeneralHealth.2018.v1

#	Name	Label	Type	Format	Valid	Invalid	Question
25	hq_prep_..	Suppose that long-acting injectable PrEP is as effective as daily oral PrEP pill	discrete	numeric-12.0	13067	24000	-
26	hq_prep_..	Given a choice between either long-acting injectable PrEP and daily oral PrEP, w	discrete	numeric-12.0	13066	24001	-

File AHRI.PIP.DREAMS_Componant.InformedConsent.2018.v1

#	Name	Label	Type	Format	Valid	Invalid	Question
1	project_id	REDCap Project Identifier	discrete	numeric-12.0	37067	0	-
2	event_id	REDCap Event Identifier	discrete	numeric-12.0	37067	0	-
3	cohort	Cohort Description	discrete	character-13	37067	0	-
4	round	Round Description	discrete	character-19	37067	0	-
5	IIntId	Individual ID	continuous	numeric-12.0	37067	0	-
6	ic_indv_..	Do you agree to receive R10 airtime?	discrete	numeric-12.0	15679	21388	-
7	ic_indiv_..	Consent DREAMS questions	discrete	numeric-12.0	37067	0	-

File AHRI.PIP.DREAMS_Componant.PersonalInformation.2018.v1

#	Name	Label	Type	Format	Valid	Invalid	Question
1	project_id	REDCap Project Identifier	discrete	numeric-12.0	37067	0	-
2	event_id	REDCap Event Identifier	discrete	numeric-12.0	37067	0	-
3	cohort	Cohort Description	discrete	character-13	37067	0	-
4	round	Round Description	discrete	character-19	37067	0	-
5	IIntId	Individual ID	continuous	numeric-12.0	37067	0	-
6	BSIntId	BSID	continuous	numeric-12.0	35165	1902	-
7	urban_or_..	Is BSID location categorised as urban or rural?	discrete	character-49	35142	0	-
8	HHIntId	HHID	continuous	numeric-12.0	35142	1925	-
9	isigodi	Isigodi Name	discrete	character-22	35142	0	-
10	municname	Municipality Name	discrete	character-11	35019	0	-
11	wardno	Ward Number	discrete	numeric-12.0	35019	2048	-
12	pd_dob	Date Of Birth	discrete	character-11	37066	-	-
13	pd_age	Age	discrete	character-5	15798	0	-
14	pd_sex	Sex	discrete	numeric-12.0	37067	0	-

File AHRI.PIP.DREAMS_Componant.SexualRelatInterviewer.2018.v1

#	Name	Label	Type	Format	Valid	Invalid	Question
1	project_id	REDCap Project Identifier	discrete	numeric-12.0	37067	0	-
2	event_id	REDCap Event Identifier	discrete	numeric-12.0	37067	0	-
3	cohort	Cohort Description	discrete	character-13	37067	0	-

File AHRI.PIP.DREAMS_Componant.SexualRelatInterviewer.2018.v1

#	Name	Label	Type	Format	Valid	Invalid	Question
4	round	Round Description	discrete	character-19	37067	0	-
5	IintId	Individual ID	continuous	numeric-12.0	37067	0	-
6	sr_part_..	Did the participant request the fieldworker to record the sexual behaviour quest	discrete	numeric-12.0	3290	33777	-
7	sr_part_..	If No; give the reason?	discrete	character-92	859	0	-
8	sr_share_..	Are you willing to share how old were you the first time you made someone pregna	continuous	numeric-12.0	997	36070	-
9	sr_agefa_..	How old were you when you first made someone pregnant?	continuous	numeric-12.0	741	36326	-
10	sr_share_..	Are you willing to share the number of children you have you fathered?	discrete	numeric-12.0	1012	36055	-
11	sr_circu_..	Where were you circumcised?	discrete	character-2	1371	0	-
12	sr_circu_..	Please specify more details on where you were circumcised:	discrete	character-79	36	0	-
13	sr_currp_..	Are you currently pregnant?	discrete	numeric-12.0	5362	31705	-
14	sr_share_..	Are you willing to share how old were you the first time you got pregnant?	discrete	numeric-12.0	3977	33090	-
15	sr_agepr_..	How old were you the first time you got pregnant? [age in years]	continuous	numeric-12.0	3288	33779	-
16	sr_times_..	How many times have you been pregnant? (including pregnancies that did not go to	continuous	numeric-12.0	3848	33219	-
17	sr_times_..	How many times have you given birth? (include both live births and stillbirths.	discrete	numeric-12.0	3848	33219	-
18	sr_areus_..	Are you currently using any contraceptive methods to prevent pregnancy?	discrete	numeric-12.0	5026	32041	-
19	sr_currm_..	Other method, please specify:	discrete	character-45	12	0	-
20	sr_meth_..	Which methods were you using?	discrete	character-1	38	0	-
21	sr_meth_..	Which methods were you using?	discrete	character-1	543	0	-
22	sr_meth_..	Which methods were you using?	discrete	character-2	1	0	-
23	sr_meth_..	Which methods were you using?	discrete	character-1	21	0	-
24	sr_meth_..	Which methods were you using?	discrete	character-1	45	0	-
25	sr_meth_..	Which methods were you using?	discrete	character-1	3	0	-
26	sr_meth_..	Which methods were you using?	discrete	character-1	20	0	-

File AHRI.PIP.DREAMS_Componant.SexualRelatInterviewer.2018.v1

#	Name	Label	Type	Format	Valid	Invalid	Question
27	sr_meth_..	Which methods were you using?	discrete	character-1	767	0	-
28	sr_meth_..	Which methods were you using?	discrete	character-1	87	0	-
29	sr_meth_..	Which methods were you using?	discrete	character-1	74	0	-
30	sr_meth_..	Which methods were you using?	discrete	character-1	1	0	-
31	sr_meth_..	Which methods were you using?	discrete	character-2	3	0	-
32	sr_meth_..	Which methods were you using?	discrete	character-2	2	0	-
33	sr_meth_..	Other method, please specify:	discrete	character-16	2	0	-

File AHRI.PIP.DREAMS_Componant.SexualRelatSelFilled.2018.v1

#	Name	Label	Type	Format	Valid	Invalid	Question
1	project_id	REDCap Project Identifier	discrete	numeric-12.0	37067	0	-
2	event_id	REDCap Event Identifier	discrete	numeric-12.0	37067	0	-
3	cohort	Cohort Description	discrete	character-13	37067	0	-
4	round	Round Description	discrete	character-19	37067	0	-
5	IintId	Individual ID	continuous	numeric-12.0	37067	0	-
6	srs_usec_..	Did you use a condom the LAST time you had sex (whether it was forced or agreed)	discrete	numeric-12.0	6128	30939	-
7	srs_sv_w_..	Would you like to be contacted to discuss the sexual/physical violence?	discrete	numeric-12.0	15517	21550	-
8	srs_sv_u_..	Please confirm that you would like urgent contact (within 3 days) to discuss sex	discrete	numeric-12.0	533	36534	-
9	srs_sv_c_..	Please tell us how you would like us to contact you:	discrete	numeric-12.0	528	36539	-
10	srs_sv_p_..	Please indicate when is best to call:	discrete	character-111	295	-	-
11	srs_sv_v_..	Please indicate which time of day is best:	discrete	character-39	235	0	-
12	srs_sv_a_..	Is there anything else we need to know - please enter it here:	discrete	character-144	453	-	-
13	srs_sv_c_..	Contact request status	discrete	character-1	0	0	-

Variables Description

Dataset contains 502 variable(s)

File : AHRI.PIP.DREAMS_Componant.AssessmentOfCapacity.2018.v1

project_id: REDCap Project Identifier

Information	[Type= discrete] [Format=numeric] [Range= 290-290] [Missing=*]
Statistics [NW/ W]	[Valid=37067 /-] [Invalid=0 /-]

event_id: REDCap Event Identifier

Information	[Type= discrete] [Format=numeric] [Range= 748-748] [Missing=*]
Statistics [NW/ W]	[Valid=37067 /-] [Invalid=0 /-]

cohort: Cohort Description

Information	[Type= discrete] [Format=character] [Missing=*]
Statistics [NW/ W]	[Valid=37067 /-] [Invalid=0 /-]

round: Round Description

Information	[Type= discrete] [Format=character] [Missing=*]
Statistics [NW/ W]	[Valid=37067 /-] [Invalid=0 /-]

IIntId: Individual ID

Information	[Type= continuous] [Format=numeric] [Range= 17-220658] [Missing=*]
Statistics [NW/ W]	[Valid=37067 /-] [Invalid=0 /-] [Mean=77338.233 /-] [StdDev=51647.493 /-]

ac_date: Capacity assessment date

Information	[Type= discrete] [Format=character] [Missing=*]
Statistics [NW/ W]	[Valid=15889 /-]

ac_assess_step1: HAPPY with Step 1?

Information	[Type= discrete] [Format=numeric] [Range= 1-2] [Missing=*]
Statistics [NW/ W]	[Valid=15901 /-] [Invalid=21166 /-]

Value	Label	Cases	Percentage
1	Yes, seek signature	15662	<div><div></div></div> 98.5%
2	No, not happy	239	<div><div></div></div> 1.5%
Sysmiss		21166	

Warning: these figures indicate the number of cases found in the data file. They cannot be interpreted as summary statistics of the population of interest.

ac_assess_step2: HAPPY with Step 2?

Information	[Type= discrete] [Format=numeric] [Range= 1-2] [Missing=*]
Statistics [NW/ W]	[Valid=239 /-] [Invalid=36828 /-]

Value	Label	Cases	Percentage
1	Yes, seek signature	31	<div><div></div></div> 13.0%
2	No, not happy	208	<div><div></div></div> 87.0%
Sysmiss		36828	

Warning: these figures indicate the number of cases found in the data file. They cannot be interpreted as summary statistics of the population of interest.

ac_assess_step3: HAPPY with Step 3?

Information	[Type= discrete] [Format=numeric] [Range= 1-2] [Missing=*]
Statistics [NW/ W]	[Valid=209 /-] [Invalid=36858 /-]

Value	Label	Cases	Percentage
1	Yes, seek signature	1	<div><div></div></div> 0.5%
2	No, not happy	208	<div><div></div></div> 99.5%

File : AHRI.PIP.DREAMS_Componant.AssessmentOfCapacity.2018.v1

ac_assess_step3: HAPPY with Step 3?

Value	Label	Cases	Percentage
Sysmiss		36858	

Warning: these figures indicate the number of cases found in the data file. They cannot be interpreted as summary statistics of the population of interest.

ac_assess_result: Is this individual capable to participate?

Information	[Type= discrete] [Format=numeric] [Range= 0-98] [Missing=*]
Statistics [NW/ W]	[Valid=37067 /-] [Invalid=0 /-]

Value	Label	Cases	Percentage
0	No, I have never had it	0	
1	Yes	15693	42.3%
2	No	21374	57.7%
3	Yes, but not sure about the exact age	0	
93	Prefer not to answer	0	
95	Not had sex with this partner in the last 4 weeks	0	
98	Don't know	0	

Warning: these figures indicate the number of cases found in the data file. They cannot be interpreted as summary statistics of the population of interest.

File : AHRI.PIP.DREAMS_Componant.CombinedDataset.2018.v1

project_id: REDCap Project Identifier

Information	[Type= discrete] [Format=numeric] [Range= 290-290] [Missing=*]
Statistics [NW/ W]	[Valid=37067 /-] [Invalid=0 /-]

event_id: REDCap Event Identifier

Information	[Type= discrete] [Format=numeric] [Range= 748-748] [Missing=*]
Statistics [NW/ W]	[Valid=37067 /-] [Invalid=0 /-]

cohort: Cohort Description

Information	[Type= discrete] [Format=character] [Missing=*]
Statistics [NW/ W]	[Valid=37067 /-] [Invalid=0 /-]

round: Round Description

Information	[Type= discrete] [Format=character] [Missing=*]
Statistics [NW/ W]	[Valid=37067 /-] [Invalid=0 /-]

IIntId: Individual ID

Information	[Type= continuous] [Format=numeric] [Range= 17-220658] [Missing=*]
Statistics [NW/ W]	[Valid=37067 /-] [Invalid=0 /-] [Mean=77338.233 /-] [StdDev=51647.493 /-]

BSIntId: BSID

Information	[Type= continuous] [Format=numeric] [Range= 11-92917] [Missing=*]
Statistics [NW/ W]	[Valid=35165 /-] [Invalid=1902 /-] [Mean=9204.05 /-] [StdDev=10647.597 /-]

urban_or_rural: Is BSID location categorised as urban or rural?

Information	[Type= discrete] [Format=character] [Missing=*]
Statistics [NW/ W]	[Valid=35142 /-] [Invalid=0 /-]

HHIntId: HHID

Information	[Type= continuous] [Format=numeric] [Range= 11-43677] [Missing=*]
Statistics [NW/ W]	[Valid=35142 /-] [Invalid=1925 /-] [Mean=12381.683 /-] [StdDev=10204.589 /-]

isigodi: Isigodi Name

Information	[Type= discrete] [Format=character] [Missing=*]
Statistics [NW/ W]	[Valid=35142 /-] [Invalid=0 /-]

municname: Municipality Name

Information	[Type= discrete] [Format=character] [Missing=*]
Statistics [NW/ W]	[Valid=35019 /-] [Invalid=0 /-]

wardno: Ward Number

Information	[Type= discrete] [Format=numeric] [Range= 1-20] [Missing=*]
Statistics [NW/ W]	[Valid=35019 /-] [Invalid=2048 /-]

ca_weekblock: Weekblock

Information	[Type= discrete] [Format=character] [Missing=*]
Statistics [NW/ W]	[Valid=37067 /-] [Invalid=0 /-]

ca_attmp1_fieldattmp: Conducting Contact Attempt - One

Information	[Type= discrete] [Format=numeric] [Range= 0-98] [Missing=*]
-------------	---

File : AHRI.PIP.DREAMS_Componant.CombinedDataset.2018.v1

ca_attmp1_fieldatmp: Conducting Contact Attempt - One

Statistics [NW/ W] [Valid=37064 /-] [Invalid=3 /-]

Value	Label	Cases	Percentage
0	No, I have never had it	0	
1	Yes	37064	100.0%
2	No	0	
3	Yes, but not sure about the exact age	0	
93	Prefer not to answer	0	
95	Not had sex with this partner in the last 4 weeks	0	
98	Don't know	0	
Sysmiss		3	

Warning: these figures indicate the number of cases found in the data file. They cannot be interpreted as summary statistics of the population of interest.

ca_attmp1_fieldstaff: Staff Member

Information [Type= discrete] [Format=character] [Missing=*]

Statistics [NW/ W] [Valid=37059 /-] [Invalid=0 /-]

ca_attmp1_fielddatetime: Attempt Start Date and Time

Information [Type= discrete] [Format=character] [Missing=*]

Statistics [NW/ W] [Valid=37058 /-]

ca_attmp1_field_contact: Was the participant contacted?

Information [Type= discrete] [Format=numeric] [Range= 0-98] [Missing=*]

Statistics [NW/ W] [Valid=37060 /-] [Invalid=7 /-]

Value	Label	Cases	Percentage
0	No, I have never had it	0	
1	Yes	18027	48.6%
2	No	19033	51.4%
3	Yes, but not sure about the exact age	0	
93	Prefer not to answer	0	
95	Not had sex with this partner in the last 4 weeks	0	
98	Don't know	0	
Sysmiss		7	

Warning: these figures indicate the number of cases found in the data file. They cannot be interpreted as summary statistics of the population of interest.

ca_attmp1_field_willing: Is participant going to be surveyed today?

Information [Type= discrete] [Format=numeric] [Range= 0-98] [Missing=*]

Statistics [NW/ W] [Valid=18033 /-] [Invalid=19034 /-]

Value	Label	Cases	Percentage
0	No, I have never had it	0	
1	Yes	11814	65.5%
2	No	6219	34.5%
3	Yes, but not sure about the exact age	0	
93	Prefer not to answer	0	
95	Not had sex with this partner in the last 4 weeks	0	
98	Don't know	0	

File : AHRI.PIP.DREAMS_Componant.CombinedDataset.2018.v1

ca_attmp1_field_willing: Is participant going to be surveyed today?

Value	Label	Cases	Percentage
Sysmiss		19034	

Warning: these figures indicate the number of cases found in the data file. They cannot be interpreted as summary statistics of the population of interest.

ca_attmp1_field_refused: Was participation refused?

Information	[Type= discrete] [Format=numeric] [Range= 0-98] [Missing=*]
Statistics [NW/ W]	[Valid=6213 /-] [Invalid=30854 /-]

Value	Label	Cases	Percentage
0	No, I have never had it	0	
1	Yes	5924	95.3%
2	No	289	4.7%
3	Yes, but not sure about the exact age	0	
93	Prefer not to answer	0	
95	Not had sex with this partner in the last 4 weeks	0	
98	Don't know	0	
Sysmiss		30854	

Warning: these figures indicate the number of cases found in the data file. They cannot be interpreted as summary statistics of the population of interest.

ca_attmp1_field_revisit: When are you going to make a revisit?

Information	[Type= discrete] [Format=character] [Missing=*]
Statistics [NW/ W]	[Valid=268 /-]

ca_attmp1_fieldcomm: Comments for Contact attempt - One

Information	[Type= discrete] [Format=character] [Missing=*]
Statistics [NW/ W]	[Valid=23758 /-]

ca_attmp2_fieldattmp: Conducting Contact Attempt - Two

Information	[Type= discrete] [Format=numeric] [Range= 0-98] [Missing=*]
Statistics [NW/ W]	[Valid=19333 /-] [Invalid=17734 /-]

Value	Label	Cases	Percentage
0	No, I have never had it	0	
1	Yes	4147	21.5%
2	No	15186	78.5%
3	Yes, but not sure about the exact age	0	
93	Prefer not to answer	0	
95	Not had sex with this partner in the last 4 weeks	0	
98	Don't know	0	
Sysmiss		17734	

Warning: these figures indicate the number of cases found in the data file. They cannot be interpreted as summary statistics of the population of interest.

ca_attmp2_fieldstaff: Staff Member

Information	[Type= discrete] [Format=character] [Missing=*]
Statistics [NW/ W]	[Valid=4145 /-] [Invalid=0 /-]

ca_attmp2_fielddatetime: Attempt Start Date and Time



Information	[Type= discrete] [Format=character] [Missing=*]
Statistics [NW/ W]	[Valid=4146 /-]

File : AHRI.PIP.DREAMS_Componant.CombinedDataset.2018.v1

ca_attmp2_field_contact: Was the participant contacted?

Information [Type= discrete] [Format=numeric] [Range= 0-98] [Missing=*]

Statistics [NW/ W] [Valid=4145 /-] [Invalid=32922 /-]



Value	Label	Cases	Percentage
0	No, I have never had it	0	
1	Yes	1456	 35.1%
2	No	2689	 64.9%
3	Yes, but not sure about the exact age	0	
93	Prefer not to answer	0	
95	Not had sex with this partner in the last 4 weeks	0	
98	Don't know	0	
Sysmiss		32922	

Warning: these figures indicate the number of cases found in the data file. They cannot be interpreted as summary statistics of the population of interest.

ca_attmp2_field_willing: Is participant going to be surveyed today?

Information [Type= discrete] [Format=numeric] [Range= 0-98] [Missing=*]

Statistics [NW/ W] [Valid=1461 /-] [Invalid=35606 /-]



Value	Label	Cases	Percentage
0	No, I have never had it	0	
1	Yes	981	 67.1%
2	No	480	 32.9%
3	Yes, but not sure about the exact age	0	
93	Prefer not to answer	0	
95	Not had sex with this partner in the last 4 weeks	0	
98	Don't know	0	
Sysmiss		35606	

Warning: these figures indicate the number of cases found in the data file. They cannot be interpreted as summary statistics of the population of interest.

ca_attmp2_field_refused: Was participation refused?

Information [Type= discrete] [Format=numeric] [Range= 0-98] [Missing=*]

Statistics [NW/ W] [Valid=481 /-] [Invalid=36586 /-]

Value	Label	Cases	Percentage
0	No, I have never had it	0	
1	Yes	458	 95.2%
2	No	23	 4.8%
3	Yes, but not sure about the exact age	0	
93	Prefer not to answer	0	
95	Not had sex with this partner in the last 4 weeks	0	
98	Don't know	0	
Sysmiss		36586	

Warning: these figures indicate the number of cases found in the data file. They cannot be interpreted as summary statistics of the population of interest.

ca_attmp2_field_revisit: When are you going to make a revisit?

Information [Type= discrete] [Format=character] [Missing=*]

Statistics [NW/ W] [Valid=23 /-]

File : AHRI.PIP.DREAMS_Componant.CombinedDataset.2018.v1

ca_attmp2_fieldcomm: Comments for Contact attempt - Two

Information [Type= discrete] [Format=character] [Missing=*]

Statistics [NW/ W] [Valid=3110 /-]

ca_attmp3_fieldattmp: Conducting Contact Attempt - Three

Information [Type= discrete] [Format=numeric] [Range= 0-98] [Missing=*]

Statistics [NW/ W] [Valid=2724 /-] [Invalid=34343 /-]

Value	Label	Cases	Percentage
0	No, I have never had it	0	
1	Yes	1392	51.1%
2	No	1332	48.9%
3	Yes, but not sure about the exact age	0	
93	Prefer not to answer	0	
95	Not had sex with this partner in the last 4 weeks	0	
98	Don't know	0	
Sysmiss		34343	

Warning: these figures indicate the number of cases found in the data file. They cannot be interpreted as summary statistics of the population of interest.

ca_attmp3_fieldstaff: Staff Member

Information [Type= discrete] [Format=character] [Missing=*]

Statistics [NW/ W] [Valid=1393 /-] [Invalid=0 /-]

ca_attmp3_fielddatetime: Attempt Start Date and Time

Information [Type= discrete] [Format=character] [Missing=*]

Statistics [NW/ W] [Valid=1393 /-]

ca_attmp3_field_contact: Was the participant contacted?

Information [Type= discrete] [Format=numeric] [Range= 0-98] [Missing=*]

Statistics [NW/ W] [Valid=1393 /-] [Invalid=35674 /-]

Value	Label	Cases	Percentage
0	No, I have never had it	0	
1	Yes	347	24.9%
2	No	1046	75.1%
3	Yes, but not sure about the exact age	0	
93	Prefer not to answer	0	
95	Not had sex with this partner in the last 4 weeks	0	
98	Don't know	0	
Sysmiss		35674	

Warning: these figures indicate the number of cases found in the data file. They cannot be interpreted as summary statistics of the population of interest.

ca_attmp3_field_willing: Is participant going to be surveyed today?

Information [Type= discrete] [Format=numeric] [Range= 0-98] [Missing=*]

Statistics [NW/ W] [Valid=347 /-] [Invalid=36720 /-]

Value	Label	Cases	Percentage
0	No, I have never had it	0	
1	Yes	236	68.0%
2	No	111	32.0%

File : AHRI.PIP.DREAMS_Componant.CombinedDataset.2018.v1

ca_attmp3_field_willing: Is participant going to be surveyed today?

Value	Label	Cases	Percentage
3	Yes, but not sure about the exact age	0	
93	Prefer not to answer	0	
95	Not had sex with this partner in the last 4 weeks	0	
98	Don't know	0	
Sysmiss		36720	

Warning: these figures indicate the number of cases found in the data file. They cannot be interpreted as summary statistics of the population of interest.

ca_attmp3_field_refused: Was participation refused?

Information	[Type= discrete] [Format=numeric] [Range= 0-98] [Missing=*]
Statistics [NW/ W]	[Valid=111 /-] [Invalid=36956 /-]

Value	Label	Cases	Percentage
0	No, I have never had it	0	
1	Yes	99	89.2%
2	No	12	10.8%
3	Yes, but not sure about the exact age	0	
93	Prefer not to answer	0	
95	Not had sex with this partner in the last 4 weeks	0	
98	Don't know	0	
Sysmiss		36956	

Warning: these figures indicate the number of cases found in the data file. They cannot be interpreted as summary statistics of the population of interest.

ca_attmp3_fieldcomm: Comments for Contact attempt - Three

Information	[Type= discrete] [Format=character] [Missing=*]
Statistics [NW/ W]	[Valid=1138 /-]

ca_attmp1_trackattmp: Conducting Contact Attempt - One

Information	[Type= discrete] [Format=numeric] [Range= 0-98] [Missing=*]
Statistics [NW/ W]	[Valid=12214 /-] [Invalid=24853 /-]

Value	Label	Cases	Percentage
0	No, I have never had it	0	
1	Yes	12213	100.0%
2	No	1	0.0%
3	Yes, but not sure about the exact age	0	
93	Prefer not to answer	0	
95	Not had sex with this partner in the last 4 weeks	0	
98	Don't know	0	
Sysmiss		24853	

Warning: these figures indicate the number of cases found in the data file. They cannot be interpreted as summary statistics of the population of interest.

ca_attmp1_trackstaff: Staff Member

Information	[Type= discrete] [Format=character] [Missing=*]
Statistics [NW/ W]	[Valid=12240 /-] [Invalid=0 /-]

ca_attmp1_trackdatetime: Attempt Start Date and Time

Information	[Type= discrete] [Format=character] [Missing=*]
--------------------	---

File : AHRI.PIP.DREAMS_Componant.CombinedDataset.2018.v1

ca_attmp1_trackdatetime: Attempt Start Date and Time

Statistics [NW/ W] [Valid=12239 /-]

ca_attmp1_track_contact: Was the participant contacted?

Information [Type= discrete] [Format=numeric] [Range= 0-98] [Missing=*]

Statistics [NW/ W] [Valid=12239 /-] [Invalid=24828 /-]

Value	Label	Cases	Percentage
0	No, I have never had it	0	
1	Yes	6243	51.0%
2	No	5996	49.0%
3	Yes, but not sure about the exact age	0	
93	Prefer not to answer	0	
95	Not had sex with this partner in the last 4 weeks	0	
98	Don't know	0	
Sysmiss		24828	

Warning: these figures indicate the number of cases found in the data file. They cannot be interpreted as summary statistics of the population of interest.

ca_attmp1_track_willing: Is participant going to be surveyed today?

Information [Type= discrete] [Format=numeric] [Range= 0-98] [Missing=*]

Statistics [NW/ W] [Valid=6246 /-] [Invalid=30821 /-]

Value	Label	Cases	Percentage
0	No, I have never had it	0	
1	Yes	2812	45.0%
2	No	3434	55.0%
3	Yes, but not sure about the exact age	0	
93	Prefer not to answer	0	
95	Not had sex with this partner in the last 4 weeks	0	
98	Don't know	0	
Sysmiss		30821	

Warning: these figures indicate the number of cases found in the data file. They cannot be interpreted as summary statistics of the population of interest.

ca_attmp1_track_refused: Was participation refused?

Information [Type= discrete] [Format=numeric] [Range= 0-98] [Missing=*]

Statistics [NW/ W] [Valid=3434 /-] [Invalid=33633 /-]

Value	Label	Cases	Percentage
0	No, I have never had it	0	
1	Yes	3424	99.7%
2	No	10	0.3%
3	Yes, but not sure about the exact age	0	
93	Prefer not to answer	0	
95	Not had sex with this partner in the last 4 weeks	0	
98	Don't know	0	
Sysmiss		33633	

Warning: these figures indicate the number of cases found in the data file. They cannot be interpreted as summary statistics of the population of interest.

ca_attmp1_track_revisit: When are you going to make a revisit?

Information [Type= discrete] [Format=character] [Missing=*]

File : AHRI.PIP.DREAMS_Componant.CombinedDataset.2018.v1

ca_attmp1_track_revisit: When are you going to make a revisit?

Statistics [NW/ W] [Valid=12 /-]

ca_attmp1_trackcomm: Comments for Contact attempt - One

Information [Type= discrete] [Format=character] [Missing=*]

Statistics [NW/ W] [Valid=8843 /-]

ca_attmp2_trackattmp: Conducting Contact Attempt - Two

Information [Type= discrete] [Format=numeric] [Range= 0-98] [Missing=*]

Statistics [NW/ W] [Valid=5997 /-] [Invalid=31070 /-]

Value	Label	Cases	Percentage
0	No, I have never had it	0	
1	Yes	32	0.5%
2	No	5965	99.5%
3	Yes, but not sure about the exact age	0	
93	Prefer not to answer	0	
95	Not had sex with this partner in the last 4 weeks	0	
98	Don't know	0	
Sysmiss		31070	

Warning: these figures indicate the number of cases found in the data file. They cannot be interpreted as summary statistics of the population of interest.

ca_attmp2_trackstaff: Staff Member

Information [Type= discrete] [Format=character] [Missing=*]

Statistics [NW/ W] [Valid=33 /-] [Invalid=0 /-]

ca_attmp2_trackdatetime: Attempt Start Date and Time

Information [Type= discrete] [Format=character] [Missing=*]

Statistics [NW/ W] [Valid=32 /-]

ca_attmp2_track_contact: Was the participant contacted?

Information [Type= discrete] [Format=numeric] [Range= 0-98] [Missing=*]

Statistics [NW/ W] [Valid=32 /-] [Invalid=37035 /-]

Value	Label	Cases	Percentage
0	No, I have never had it	0	
1	Yes	13	40.6%
2	No	19	59.4%
3	Yes, but not sure about the exact age	0	
93	Prefer not to answer	0	
95	Not had sex with this partner in the last 4 weeks	0	
98	Don't know	0	
Sysmiss		37035	

Warning: these figures indicate the number of cases found in the data file. They cannot be interpreted as summary statistics of the population of interest.

ca_attmp2_track_willing: Is participant going to be surveyed today?

Information [Type= discrete] [Format=numeric] [Range= 0-98] [Missing=*]

Statistics [NW/ W] [Valid=13 /-] [Invalid=37054 /-]

File : AHRI.PIP.DREAMS_Componant.CombinedDataset.2018.v1

ca_attmp2_track_willing: Is participant going to be surveyed today?

Value	Label	Cases	Percentage
0	No, I have never had it	0	
1	Yes	5	38.5%
2	No	8	61.5%
3	Yes, but not sure about the exact age	0	
93	Prefer not to answer	0	
95	Not had sex with this partner in the last 4 weeks	0	
98	Don't know	0	
Sysmiss		37054	

Warning: these figures indicate the number of cases found in the data file. They cannot be interpreted as summary statistics of the population of interest.

ca_attmp2_track_refused: Was participation refused?

Information	[Type= discrete] [Format=numeric] [Range= 0-98] [Missing=*]
Statistics [NW/ W]	[Valid=8 /-] [Invalid=37059 /-]

Value	Label	Cases	Percentage
0	No, I have never had it	0	
1	Yes	8	100.0%
2	No	0	
3	Yes, but not sure about the exact age	0	
93	Prefer not to answer	0	
95	Not had sex with this partner in the last 4 weeks	0	
98	Don't know	0	
Sysmiss		37059	

Warning: these figures indicate the number of cases found in the data file. They cannot be interpreted as summary statistics of the population of interest.

ca_attmp2_track_revisit: When are you going to make a revisit?

Information	[Type= discrete] [Format=character] [Missing=*]
Statistics [NW/ W]	[Valid=0 /-]

# ca_attmp2_trackcomm: Comments for Contact attempt - Two			
Information	[Type= discrete] [Format=character] [Missing=*]		
Statistics [NW/ W]	[Valid=25 /-] [Invalid=0 /-]		
# ca_attmp3_trackattmp: Conducting Contact Attempt - Three			
Information	[Type= discrete] [Format=numeric] [Range= 0-98] [Missing=*]		
Statistics [NW/ W]	[Valid=20 /-] [Invalid=37047 /-]		
Value	Label	Cases	Percentage
0	No, I have never had it	0	
1	Yes	8	<div><div></div></div> 40.0%
2	No	12	<div><div></div></div> 60.0%
3	Yes, but not sure about the exact age	0	
93	Prefer not to answer	0	
95	Not had sex with this partner in the last 4 weeks	0	
98	Don't know	0	
Sysmiss		37047	
Warning: these figures indicate the number of cases found in the data file. They cannot be interpreted as summary statistics of the population of interest.			
# ca_attmp3_trackstaff: Staff Member			
Information	[Type= discrete] [Format=character] [Missing=*]		
Statistics [NW/ W]	[Valid=8 /-] [Invalid=0 /-]		
# ca_attmp3_trackdatetime: Attempt Start Date and Time			
Information	[Type= discrete] [Format=character] [Missing=*]		
Statistics [NW/ W]	[Valid=8 /-]		
# ca_attmp3_track_contact: Was the participant contacted?			
Information	[Type= discrete] [Format=numeric] [Range= 0-98] [Missing=*]		
Statistics [NW/ W]	[Valid=8 /-] [Invalid=37059 /-]		
Value	Label	Cases	Percentage
0	No, I have never had it	0	
1	Yes	1	<div><div></div></div> 12.5%
2	No	7	<div><div></div></div> 87.5%
3	Yes, but not sure about the exact age	0	
93	Prefer not to answer	0	
95	Not had sex with this partner in the last 4 weeks	0	
98	Don't know	0	
Sysmiss		37059	
Warning: these figures indicate the number of cases found in the data file. They cannot be interpreted as summary statistics of the population of interest.			
# ca_attmp3_track_willing: Is participant going to be surveyed today?			
Information	[Type= discrete] [Format=numeric] [Range= 0-98] [Missing=*]		
Statistics [NW/ W]	[Valid=1 /-] [Invalid=37066 /-]		
Value	Label	Cases	Percentage
0	No, I have never had it	0	
1	Yes	1	<div><div></div></div> 100.0%
2	No	0	
3	Yes, but not sure about the exact age	0	

# ca_attmp3_track_willing: Is participant going to be surveyed today?			
Value	Label	Cases	Percentage
93	Prefer not to answer	0	
95	Not had sex with this partner in the last 4 weeks	0	
98	Don't know	0	
Sysmiss		37066	
Warning: these figures indicate the number of cases found in the data file. They cannot be interpreted as summary statistics of the population of interest.			
# ca_attmp3_track_refused: Was participation refused?			
Information	[Type= discrete] [Format=numeric] [Range= 0-98] [Missing=*]		
Statistics [NW/ W]	[Valid=0 /-] [Invalid=37067 /-]		
Value	Label	Cases	Percentage
0	No, I have never had it	0	
1	Yes	0	
2	No	0	
3	Yes, but not sure about the exact age	0	
93	Prefer not to answer	0	
95	Not had sex with this partner in the last 4 weeks	0	
98	Don't know	0	
Sysmiss		37067	
Warning: these figures indicate the number of cases found in the data file. They cannot be interpreted as summary statistics of the population of interest.			
# ca_attmp3_trackcomm: Comments for Contact attempt - Three			
Information	[Type= discrete] [Format=character] [Missing=*]		
Statistics [NW/ W]	[Valid=8 /-] [Invalid=0 /-]		
# ca_refused: Participation Refused?			
Information	[Type= discrete] [Format=numeric] [Range= 0-98] [Missing=*]		
Statistics [NW/ W]	[Valid=37067 /-] [Invalid=0 /-]		
Value	Label	Cases	Percentage
0	No, I have never had it	0	
1	Yes	9915	<div><div></div></div> 26.7%
2	No	27152	<div><div></div></div> 73.3%
3	Yes, but not sure about the exact age	0	
93	Prefer not to answer	0	
95	Not had sex with this partner in the last 4 weeks	0	
98	Don't know	0	
Warning: these figures indicate the number of cases found in the data file. They cannot be interpreted as summary statistics of the population of interest.			
# ca_refused_by: Who refuse participation?			
Information	[Type= discrete] [Format=numeric] [Range= 1-96] [Missing=*]		
Statistics [NW/ W]	[Valid=9919 /-] [Invalid=27148 /-]		
Value	Label	Cases	Percentage
1	Self	9075	<div><div></div></div> 91.5%
2	Partner	140	<div><div></div></div> 1.4%
3	HH Head	357	<div><div></div></div> 3.6%
4	BS Owner	125	<div><div></div></div> 1.3%
96	Other, specify	222	<div><div></div></div> 2.2%

# ca_refused_by: Who refuse participation?			
Value	Label	Cases	Percentage
Sysmiss		27148	
Warning: these figures indicate the number of cases found in the data file. They cannot be interpreted as summary statistics of the population of interest.			
# ca_refused_byoth: Specify other person who refused participation:			
Information	[Type= discrete] [Format=character] [Missing=*]		
Statistics [NW/ W]	[Valid=222 /-]		
# ca_refused_narrative: Fieldworker: Please provide refusal narrative			
Information	[Type= discrete] [Format=character] [Missing=*]		
Statistics [NW/ W]	[Valid=9922 /-]		
# ca_refused_approval: FOR COORDINATOR TO COMPLETE: Was this reason for refusal approved?"			
Information	[Type= discrete] [Format=character] [Missing=*]		
Statistics [NW/ W]	[Valid=159 /-] [Invalid=0 /-]		
# ca_refused_req_den: Please specify the Reason why request was denied			
Information	[Type= discrete] [Format=character] [Missing=*]		
Statistics [NW/ W]	[Valid=149 /-] [Invalid=0 /-]		
# ca_premature_comp: Was this a Pre-mature completion?			
Information	[Type= discrete] [Format=numeric] [Range= 0-98] [Missing=*]		
Statistics [NW/ W]	[Valid=14437 /-] [Invalid=22630 /-]		
Value	Label	Cases	Percentage
0	No, I have never had it	0	
1	Yes	3426	<div><div></div></div> 23.7%
2	No	11011	<div><div></div></div> 76.3%
3	Yes, but not sure about the exact age	0	
93	Prefer not to answer	0	
95	Not had sex with this partner in the last 4 weeks	0	
98	Don't know	0	
Sysmiss		22630	
Warning: these figures indicate the number of cases found in the data file. They cannot be interpreted as summary statistics of the population of interest.			
# ca_premature_reas: Select reason for pre-mature completion			
Information	[Type= discrete] [Format=numeric] [Range= 1-96] [Missing=*]		
Statistics [NW/ W]	[Valid=3429 /-] [Invalid=33638 /-]		
Value	Label	Cases	Percentage
1	Reported dead?	267	<div><div></div></div> 7.8%
2	Outmigrated outside PIPSA	2908	<div><div></div></div> 84.8%
96	Other, specify	254	<div><div></div></div> 7.4%
Sysmiss		33638	
Warning: these figures indicate the number of cases found in the data file. They cannot be interpreted as summary statistics of the population of interest.			
# ca_premature_reasoth: Specify other reason for pre-mature completion:			
Information	[Type= discrete] [Format=character] [Missing=*]		
Statistics [NW/ W]	[Valid=256 /-]		

# ca_field_handover_request: Fieldworker: Request handover of Non-Contact to Field Coordinator?			
Information	[Type= discrete] [Format=numeric] [Range= 0-98] [Missing=*]		
Statistics [NW/ W]	[Valid=20190 /-] [Invalid=16877 /-]		
Value	Label	Cases	Percentage
0	No, I have never had it	0	
1	Yes	14416	<div><div></div></div> 71.4%
2	No	5774	<div><div></div></div> 28.6%
3	Yes, but not sure about the exact age	0	
93	Prefer not to answer	0	
95	Not had sex with this partner in the last 4 weeks	0	
98	Don't know	0	
Sysmiss		16877	
Warning: these figures indicate the number of cases found in the data file. They cannot be interpreted as summary statistics of the population of interest.			
# ca_field_noncontact_reas: Select reason for non-contact in field			
Information	[Type= discrete] [Format=numeric] [Range= 4-96] [Missing=*]		
Statistics [NW/ W]	[Valid=14368 /-] [Invalid=22699 /-]		
Value	Label	Cases	Percentage
4	Not found after 4 attempts	1291	<div><div></div></div> 9.0%
7	Temporarily away for more than 2 months	887	<div><div></div></div> 6.2%
8	Stay in currently Avoided BS/HH	26	<div><div></div></div> 0.2%
9	Outmigrated to unknown destination	948	<div><div></div></div> 6.6%
10	Participant is deaf, unable to communicate	94	<div><div></div></div> 0.7%
96	Other, specify	11122	<div><div></div></div> 77.4%
Sysmiss		22699	
Warning: these figures indicate the number of cases found in the data file. They cannot be interpreted as summary statistics of the population of interest.			
# ca_field_use_sign_language: Fieldworker: Can the potential participant use South African Sign Language?			
Information	[Type= discrete] [Format=numeric] [Range= 1-98] [Missing=*]		
Statistics [NW/ W]	[Valid=89 /-] [Invalid=36978 /-]		
Value	Label	Cases	Percentage
1	Fluently	3	<div><div></div></div> 3.4%
2	Not at all	76	<div><div></div></div> 85.4%
3	Moderately or little	10	<div><div></div></div> 11.2%
98	Don't know	0	
Sysmiss		36978	
Warning: these figures indicate the number of cases found in the data file. They cannot be interpreted as summary statistics of the population of interest.			
# ca_field_deaf_conf_reader: Fieldworker: Is the potential participant a confident reader (ie could use a sel			
Information	[Type= discrete] [Format=numeric] [Range= 1-98] [Missing=*]		
Statistics [NW/ W]	[Valid=89 /-] [Invalid=36978 /-]		
Value	Label	Cases	Percentage
1	Fluent reader	1	<div><div></div></div> 1.1%
2	Not at all	85	<div><div></div></div> 95.5%
3	Possibly	2	<div><div></div></div> 2.2%
98	Don't know	1	<div><div></div></div> 1.1%
Sysmiss		36978	
Warning: these figures indicate the number of cases found in the data file. They cannot be interpreted as summary statistics of the population of interest.			

# ca_field_noncontct_reasoht: Specify other reason for non-contact from field:			
Information	[Type= discrete] [Format=character] [Missing=*]		
Statistics [NW/ W]	[Valid=11137 /-]		
# ca_field_migrate_to: Provide details of directions including izigodi, local area, destination BSID an			
Information	[Type= discrete] [Format=character] [Missing=*]		
Statistics [NW/ W]	[Valid=942 /-]		
# ca_field_transnotes: Fieldworker: Please provide narrative			
Information	[Type= discrete] [Format=character] [Missing=*]		
Statistics [NW/ W]	[Valid=13381 /-]		
# ca_field_time_to_revisit_1: Fieldworker: Select best time to revisit - Afternoon			
Information	[Type= discrete] [Format=numeric] [Range= 1-96] [Missing=*]		
Statistics [NW/ W]	[Valid=1506 /-] [Invalid=35561 /-]		
Value	Label	Cases	Percentage
1	Afternoon	1506	<div><div></div>100.0%</div>
2	Afternoon and/or Sunday	0	
3	Any day and at Anytime	0	
4	After 02 weeks	0	
5	Month-end	0	
6	Week-end	0	
7	Sunday	0	
8	Mtubatuba	0	
9	At Work	0	
96	Other; Specify	0	
Sysmiss		35561	
<i>Warning: these figures indicate the number of cases found in the data file. They cannot be interpreted as summary statistics of the population of interest.</i>			
# ca_field_time_to_revisit_2: Fieldworker: Select best time to revisit - Afternoon and/or Sunday			
Information	[Type= discrete] [Format=numeric] [Range= 1-96] [Missing=*]		
Statistics [NW/ W]	[Valid=2448 /-] [Invalid=34619 /-]		
Value	Label	Cases	Percentage
1	Afternoon	0	
2	Afternoon and/or Sunday	2448	<div><div></div>100.0%</div>
3	Any day and at Anytime	0	
4	After 02 weeks	0	
5	Month-end	0	
6	Week-end	0	
7	Sunday	0	
8	Mtubatuba	0	
9	At Work	0	
96	Other; Specify	0	
Sysmiss		34619	
<i>Warning: these figures indicate the number of cases found in the data file. They cannot be interpreted as summary statistics of the population of interest.</i>			
# ca_field_time_to_revisit_3: Fieldworker: Select best time to revisit - Any day and at Anytime			
Information	[Type= discrete] [Format=numeric] [Range= 1-96] [Missing=*]		
Statistics [NW/ W]	[Valid=1756 /-] [Invalid=35311 /-]		

ca_field_time_to_revisit_3: Fieldworker: Select best time to revisit - Any day and at Anytime

Value	Label	Cases	Percentage
1	Afternoon	0	
2	Afternoon and/or Sunday	0	
3	Any day and at Anytime	1756	100.0%
4	After 02 weeks	0	
5	Month-end	0	
6	Week-end	0	
7	Sunday	0	
8	Mtubatuba	0	
9	At Work	0	
96	Other; Specify	0	
Sysmiss		35311	

Warning: these figures indicate the number of cases found in the data file. They cannot be interpreted as summary statistics of the population of interest.

ca_field_time_to_revisit_4: Fieldworker: Select best time to revisit - After 02 weeks

Information	[Type= discrete] [Format=numeric] [Range= 1-96] [Missing=*]
Statistics [NW/ W]	[Valid=861 /-] [Invalid=36206 /-]

Value	Label	Cases	Percentage
1	Afternoon	0	
2	Afternoon and/or Sunday	0	
3	Any day and at Anytime	0	
4	After 02 weeks	861	100.0%
5	Month-end	0	
6	Week-end	0	
7	Sunday	0	
8	Mtubatuba	0	
9	At Work	0	
96	Other; Specify	0	
Sysmiss		36206	

Warning: these figures indicate the number of cases found in the data file. They cannot be interpreted as summary statistics of the population of interest.

ca_field_time_to_revisit_5: Fieldworker: Select best time to revisit - Month-end

Information	[Type= discrete] [Format=numeric] [Range= 1-96] [Missing=*]
Statistics [NW/ W]	[Valid=476 /-] [Invalid=36591 /-]

Value	Label	Cases	Percentage
1	Afternoon	0	
2	Afternoon and/or Sunday	0	
3	Any day and at Anytime	0	
4	After 02 weeks	0	
5	Month-end	476	100.0%
6	Week-end	0	
7	Sunday	0	
8	Mtubatuba	0	
9	At Work	0	
96	Other; Specify	0	
Sysmiss		36591	

Warning: these figures indicate the number of cases found in the data file. They cannot be interpreted as summary statistics of the population of interest.

# ca_field_time_to_revisit_6: Fieldworker: Select best time to revisit - Week-end			
Information	[Type= discrete] [Format=numeric] [Range= 1-96] [Missing=*]		
Statistics [NW/ W]	[Valid=751 /-] [Invalid=36316 /-]		
Value	Label	Cases	Percentage
1	Afternoon	0	
2	Afternoon and/or Sunday	0	
3	Any day and at Anytime	0	
4	After 02 weeks	0	
5	Month-end	0	
6	Week-end	751	100.0%
7	Sunday	0	
8	Mtubatuba	0	
9	At Work	0	
96	Other; Specify	0	
Sysmiss		36316	
Warning: these figures indicate the number of cases found in the data file. They cannot be interpreted as summary statistics of the population of interest.			
# ca_field_time_to_revisit_7: Fieldworker: Select best time to revisit - Sunday			
Information	[Type= discrete] [Format=numeric] [Range= 1-96] [Missing=*]		
Statistics [NW/ W]	[Valid=5565 /-] [Invalid=31502 /-]		
Value	Label	Cases	Percentage
1	Afternoon	0	
2	Afternoon and/or Sunday	0	
3	Any day and at Anytime	0	
4	After 02 weeks	0	
5	Month-end	0	
6	Week-end	0	
7	Sunday	5565	100.0%
8	Mtubatuba	0	
9	At Work	0	
96	Other; Specify	0	
Sysmiss		31502	
Warning: these figures indicate the number of cases found in the data file. They cannot be interpreted as summary statistics of the population of interest.			
# ca_field_time_to_revisit_8: Fieldworker: Select best time to revisit - Mtubatuba			
Information	[Type= discrete] [Format=numeric] [Range= 1-96] [Missing=*]		
Statistics [NW/ W]	[Valid=377 /-] [Invalid=36690 /-]		
Value	Label	Cases	Percentage
1	Afternoon	0	
2	Afternoon and/or Sunday	0	
3	Any day and at Anytime	0	
4	After 02 weeks	0	
5	Month-end	0	
6	Week-end	0	
7	Sunday	0	
8	Mtubatuba	377	100.0%
9	At Work	0	


# ca_field_time_to_revisit_8: Fieldworker: Select best time to revisit - Mtubatuba			
Value	Label	Cases	Percentage
96	Other; Specify	0	
Sysmiss		36690	
Warning: these figures indicate the number of cases found in the data file. They cannot be interpreted as summary statistics of the population of interest.			
# ca_field_time_to_revisit_9: Fieldworker: Select best time to revisit - At Work			
Information		[Type= discrete] [Format=numeric] [Range= 1-96] [Missing=*]	
Statistics [NW/ W]		[Valid=841 /-] [Invalid=36226 /-]	
Value	Label	Cases	Percentage
1	Afternoon	0	<div></div> 100.0%
2	Afternoon and/or Sunday	0	
3	Any day and at Anytime	0	
4	After 02 weeks	0	
5	Month-end	0	
6	Week-end	0	
7	Sunday	0	
8	Mtubatuba	0	
9	At Work	841	
96	Other; Specify	0	
Sysmiss		36226	
Warning: these figures indicate the number of cases found in the data file. They cannot be interpreted as summary statistics of the population of interest.			
# ca_field_time_to_revisit_96: Fieldworker: Select best time to revisit - Other; Specify			
Information		[Type= discrete] [Format=numeric] [Range= 1-96] [Missing=*]	
Statistics [NW/ W]		[Valid=1911 /-] [Invalid=35156 /-]	
Value	Label	Cases	Percentage
1	Afternoon	0	<div></div> 100.0%
2	Afternoon and/or Sunday	0	
3	Any day and at Anytime	0	
4	After 02 weeks	0	
5	Month-end	0	
6	Week-end	0	
7	Sunday	0	
8	Mtubatuba	0	
9	At Work	0	
96	Other; Specify	1911	
Sysmiss		35156	
Warning: these figures indicate the number of cases found in the data file. They cannot be interpreted as summary statistics of the population of interest.			
# ca_field_timeto_revis_oth: Fieldworker: Specify other details on best time to revisit			
Information		[Type= discrete] [Format=character] [Missing=*]	
Statistics [NW/ W]		[Valid=1029 /-]	
# ca_field_coordn_approv: FROM FIELD COORDINATOR's REVIEW: Was this request to transfer to the trackers ap			
Information		[Type= discrete] [Format=character] [Missing=*]	
Statistics [NW/ W]		[Valid=62 /-] [Invalid=0 /-]	




# ca_field_reject_reas: FOR FIELD COORDINATOR's TO COMPLETE: Why was this request was denied?			
Information		[Type= discrete] [Format=character] [Missing=*]	
Statistics [NW/ W]		[Valid=58 /-] [Invalid=0 /-]	
# ca_track_handover_request: Tracker: Request handover to Special Task Team Coordinator?			
Information		[Type= discrete] [Format=numeric] [Range= 0-98] [Missing=*]	
Statistics [NW/ W]		[Valid=5746 /-] [Invalid=31321 /-]	
Value	Label	Cases	Percentage
0	No, I have never had it	0	
1	Yes	5666	<div><div></div></div> 98.6%
2	No	80	<div><div></div></div> 1.4%
3	Yes, but not sure about the exact age	0	
93	Prefer not to answer	0	
95	Not had sex with this partner in the last 4 weeks	0	
98	Don't know	0	
Sysmiss		31321	
<i>Warning: these figures indicate the number of cases found in the data file. They cannot be interpreted as summary statistics of the population of interest.</i>			
# ca_track_noncontact_reas: Select reason for non-contact by Tracker			
Information		[Type= discrete] [Format=numeric] [Range= 4-96] [Missing=*]	
Statistics [NW/ W]		[Valid=5149 /-] [Invalid=31918 /-]	
Value	Label	Cases	Percentage
4	Not found after 4 attempts	51	<div><div></div></div> 1.0%
7	Temporarily away for more than 2 months	201	<div><div></div></div> 3.9%
8	Stay in currently Avoided BS/HH	1	<div><div></div></div> 0.0%
9	Outmigrated to unknown destination	18	<div><div></div></div> 0.3%
10	Participant is deaf, unable to communicate	1	<div><div></div></div> 0.0%
96	Other, specify	4877	<div><div></div></div> 94.7%
Sysmiss		31918	
<i>Warning: these figures indicate the number of cases found in the data file. They cannot be interpreted as summary statistics of the population of interest.</i>			
# ca_track_use_sign_language: Tracker: Can the potential participant use South African Sign Language?			
Information		[Type= discrete] [Format=numeric] [Range= 2-2] [Missing=*]	
Statistics [NW/ W]		[Valid=1 /-] [Invalid=37066 /-]	
# ca_track_deaf_conf_reader: Tracker: Is the potential participant a confident reader (ie could use a self-co			
Information		[Type= discrete] [Format=numeric] [Missing=*]	
Statistics [NW/ W]		[Valid=0 /-] [Invalid=37067 /-]	
# ca_track_noncontct_reasoth: Specify other reason for non-contact by Tracker:			
Information		[Type= discrete] [Format=character] [Missing=*]	
Statistics [NW/ W]		[Valid=4876 /-]	
# ca_track_transnotes: Tracker: Please provide narrative			
Information		[Type= discrete] [Format=character] [Missing=*]	
Statistics [NW/ W]		[Valid=5650 /-]	
# ca_spt_coord_req: FOR SPECIAL TASK TEAM COORDINATOR TO COMPLETE: Was is the outcome of this reques			
Information		[Type= discrete] [Format=character] [Missing=*]	

# ca_spt_coord_req: FOR SPECIAL TASK TEAM COORDINATOR TO COMPLETE: Was is the outcome of this reques			
Statistics [NW/ W]		[Valid=68 /-] [Invalid=0 /-]	
# ca_spt_coord_req_den: Please specify the Reason why request was denied			
Information		[Type= discrete] [Format=character] [Missing=*]	
Statistics [NW/ W]		[Valid=8 /-] [Invalid=0 /-]	
# ca_mobcl_handover_request: Nurse: Request handover to Nursing Team Coordinator?			
Information		[Type= discrete] [Format=numeric] [Range= 0-98] [Missing=*]	
Statistics [NW/ W]		[Valid=27 /-] [Invalid=37040 /-]	
Value	Label	Cases	Percentage
0	No, I have never had it	0	
1	Yes	0	
2	No	27	100.0%
3	Yes, but not sure about the exact age	0	
93	Prefer not to answer	0	
95	Not had sex with this partner in the last 4 weeks	0	
98	Don't know	0	
Sysmiss		37040	
<i>Warning: these figures indicate the number of cases found in the data file. They cannot be interpreted as summary statistics of the population of interest.</i>			
# ca_mobcl_noncontact_reas: Select reason for non-contact by Nurse			
Information		[Type= discrete] [Format=numeric] [Range= 4-96] [Missing=*]	
Statistics [NW/ W]		[Valid=0 /-] [Invalid=37067 /-]	
Value	Label	Cases	Percentage
4	Not found after 4 attempts	0	
7	Temporarily away for more than 2 months	0	
8	Stay in currently Avoided BS/HH	0	
9	Outmigrated to unknown destination	0	
10	Participant is deaf, unable to communicate	0	
96	Other, specify	0	
Sysmiss		37067	
<i>Warning: these figures indicate the number of cases found in the data file. They cannot be interpreted as summary statistics of the population of interest.</i>			
# ca_mobcl_noncontct_reasoth: Specify other reason for non-contact by Nurse:			
Information		[Type= discrete] [Format=character] [Missing=*]	
Statistics [NW/ W]		[Valid=0 /-] [Invalid=0 /-]	
# ca_mobcl_transnotes: Nurse: Please provide narrative			
Information		[Type= discrete] [Format=character] [Missing=*]	
Statistics [NW/ W]		[Valid=0 /-] [Invalid=0 /-]	
# ca_mobcl_coord_req: FROM NURSING TEAM COORDINATOR's REVIEW: Was this request to handover as a Non-Co			
Information		[Type= discrete] [Format=character] [Missing=*]	
Statistics [NW/ W]		[Valid=0 /-] [Invalid=0 /-]	

# ca_mobcl_coord_req_den: FROM NURSING TEAM COORDINATOR's REVIEW: Why was this request was denied?			
Information	[Type= discrete] [Format=character] [Missing=*]		
Statistics [NW/ W]	[Valid=0 /-] [Invalid=0 /-]		
# ca_visitype: Visit Type			
Information	[Type= discrete] [Format=character] [Missing=*]		
Statistics [NW/ W]	[Valid=37047 /-] [Invalid=0 /-]		
# ca_visitdate: Visit Date			
Information	[Type= discrete] [Format=character] [Missing=*]		
Statistics [NW/ W]	[Valid=37049 /-]		
# pd_dob: Date Of Birth			
Information	[Type= discrete] [Format=character] [Missing=*]		
Statistics [NW/ W]	[Valid=37066 /-]		
# pd_age: Age			
Information	[Type= discrete] [Format=character] [Missing=*]		
Statistics [NW/ W]	[Valid=15798 /-] [Invalid=0 /-]		
# pd_sex: Sex			
Information	[Type= discrete] [Format=numeric] [Range= 1-2] [Missing=*]		
Statistics [NW/ W]	[Valid=37067 /-] [Invalid=0 /-]		
Value	Label	Cases	Percentage
1	Male	15503	<div></div> 41.8%
2	Female	21564	<div></div> 58.2%
Warning: these figures indicate the number of cases found in the data file. They cannot be interpreted as summary statistics of the population of interest.			
# ac_date: Capacity assessment date			
Information	[Type= discrete] [Format=character] [Missing=*]		
Statistics [NW/ W]	[Valid=15889 /-]		
# ac_assess_step1: HAPPY with Step 1?			
Information	[Type= discrete] [Format=numeric] [Range= 1-2] [Missing=*]		
Statistics [NW/ W]	[Valid=15901 /-] [Invalid=21166 /-]		
Value	Label	Cases	Percentage
1	Yes, seek signature	15662	<div></div> 98.5%
2	No, not happy	239	<div></div> 1.5%
Sysmiss		21166	
Warning: these figures indicate the number of cases found in the data file. They cannot be interpreted as summary statistics of the population of interest.			
# ac_assess_step2: HAPPY with Step 2?			
Information	[Type= discrete] [Format=numeric] [Range= 1-2] [Missing=*]		
Statistics [NW/ W]	[Valid=239 /-] [Invalid=36828 /-]		
Value	Label	Cases	Percentage
1	Yes, seek signature	31	<div></div> 13.0%
2	No, not happy	208	<div></div> 87.0%
Sysmiss		36828	
Warning: these figures indicate the number of cases found in the data file. They cannot be interpreted as summary statistics of the population of interest.			

# ac_assess_step3: HAPPY with Step 3?			
Information	[Type= discrete] [Format=numeric] [Range= 1-2] [Missing=*]		
Statistics [NW/ W]	[Valid=209 /-] [Invalid=36858 /-]		
Value	Label	Cases	Percentage
1	Yes, seek signature	1	0.5%
2	No, not happy	208	99.5%
Sysmiss		36858	
Warning: these figures indicate the number of cases found in the data file. They cannot be interpreted as summary statistics of the population of interest.			
# ac_assess_result: Is this individual capable to participate?			
Information	[Type= discrete] [Format=numeric] [Range= 0-98] [Missing=*]		
Statistics [NW/ W]	[Valid=37067 /-] [Invalid=0 /-]		
Value	Label	Cases	Percentage
0	No, I have never had it	0	
1	Yes	15693	42.3%
2	No	21374	57.7%
3	Yes, but not sure about the exact age	0	
93	Prefer not to answer	0	
95	Not had sex with this partner in the last 4 weeks	0	
98	Don't know	0	
Warning: these figures indicate the number of cases found in the data file. They cannot be interpreted as summary statistics of the population of interest.			
# ic_indv_dreamsincentive: Do you agree to receive R10 airtime?			
Information	[Type= discrete] [Format=numeric] [Range= 0-98] [Missing=*]		
Statistics [NW/ W]	[Valid=15679 /-] [Invalid=21388 /-]		
Value	Label	Cases	Percentage
0	No, I have never had it	0	
1	Yes	14331	91.4%
2	No	1348	8.6%
3	Yes, but not sure about the exact age	0	
93	Prefer not to answer	0	
95	Not had sex with this partner in the last 4 weeks	0	
98	Don't know	0	
Sysmiss		21388	
Warning: these figures indicate the number of cases found in the data file. They cannot be interpreted as summary statistics of the population of interest.			
# ic_indiv_dreamsquestions: Consent DREAMS questions			
Information	[Type= discrete] [Format=numeric] [Range= 0-98] [Missing=*]		
Statistics [NW/ W]	[Valid=37067 /-] [Invalid=0 /-]		
Value	Label	Cases	Percentage
0	No, I have never had it	0	
1	Yes	13069	35.3%
2	No	23998	64.7%
3	Yes, but not sure about the exact age	0	
93	Prefer not to answer	0	
95	Not had sex with this partner in the last 4 weeks	0	
98	Don't know	0	
Warning: these figures indicate the number of cases found in the data file. They cannot be interpreted as summary statistics of the population of interest.			

# dm_aware_dreams: Have you heard of a program called 'DREAMS'?			
Information	[Type= discrete] [Format=numeric] [Range= 0-98] [Missing=*]		
Statistics [NW/ W]	[Valid=13047 /-] [Invalid=24020 /-]		
Value	Label	Cases	Percentage
0	No, I have never had it	0	
1	Yes	1756	 13.5%
2	No	10592	 81.2%
3	Yes, but not sure about the exact age	0	
93	Prefer not to answer	503	 3.9%
95	Not had sex with this partner in the last 4 weeks	0	
98	Don't know	196	 1.5%
Sysmiss		24020	
Warning: these figures indicate the number of cases found in the data file. They cannot be interpreted as summary statistics of the population of interest.			
# dm_source_1: From where / how did you hear about DREAMS?			
Information	[Type= discrete] [Format=numeric] [Range= 1-96] [Missing=*]		
Statistics [NW/ W]	[Valid=125 /-] [Invalid=36942 /-]		
Value	Label	Cases	Percentage
1	Mass media (TV, radio, newspaper)	125	 100.0%
2	Social media (web, Facebook, phone apps, email)	0	
3	Word of mouth (a friend, relative, neighbour)	0	
4	School	0	
5	A health facility	0	
6	A community-based or non-governmental organisation	0	
7	A government agency	0	
8	Community health workers	0	
9	Africa Centre roadshow	0	
96	Other	0	
Sysmiss		36942	
Warning: these figures indicate the number of cases found in the data file. They cannot be interpreted as summary statistics of the population of interest.			
# dm_source_2: From where / how did you hear about DREAMS?			
Information	[Type= discrete] [Format=numeric] [Range= 1-96] [Missing=*]		
Statistics [NW/ W]	[Valid=149 /-] [Invalid=36918 /-]		
Value	Label	Cases	Percentage
1	Mass media (TV, radio, newspaper)	0	
2	Social media (web, Facebook, phone apps, email)	149	 100.0%
3	Word of mouth (a friend, relative, neighbour)	0	
4	School	0	
5	A health facility	0	
6	A community-based or non-governmental organisation	0	
7	A government agency	0	
8	Community health workers	0	
9	Africa Centre roadshow	0	
96	Other	0	
Sysmiss		36918	
Warning: these figures indicate the number of cases found in the data file. They cannot be interpreted as summary statistics of the population of interest.			

# dm_source_3: From where / how did you hear about DREAMS?			
Information	[Type= discrete] [Format=numeric] [Range= 1-96] [Missing=*]		
Statistics [NW/ W]	[Valid=335 /-] [Invalid=36732 /-]		
Value	Label	Cases	Percentage
1	Mass media (TV, radio, newspaper)	0	 100.0%
2	Social media (web, Facebook, phone apps, email)	0	
3	Word of mouth (a friend, relative, neighbour)	335	
4	School	0	
5	A health facility	0	
6	A community-based or non-governmental organisation	0	
7	A government agency	0	
8	Community health workers	0	
9	Africa Centre roadshow	0	
96	Other	0	
Sysmiss		36732	
Warning: these figures indicate the number of cases found in the data file. They cannot be interpreted as summary statistics of the population of interest.			
# dm_source_4: From where / how did you hear about DREAMS?			
Information	[Type= discrete] [Format=numeric] [Range= 1-96] [Missing=*]		
Statistics [NW/ W]	[Valid=510 /-] [Invalid=36557 /-]		
Value	Label	Cases	Percentage
1	Mass media (TV, radio, newspaper)	0	 100.0%
2	Social media (web, Facebook, phone apps, email)	0	
3	Word of mouth (a friend, relative, neighbour)	0	
4	School	510	
5	A health facility	0	
6	A community-based or non-governmental organisation	0	
7	A government agency	0	
8	Community health workers	0	
9	Africa Centre roadshow	0	
96	Other	0	
Sysmiss		36557	
Warning: these figures indicate the number of cases found in the data file. They cannot be interpreted as summary statistics of the population of interest.			
# dm_source_5: From where / how did you hear about DREAMS?			
Information	[Type= discrete] [Format=numeric] [Range= 1-96] [Missing=*]		
Statistics [NW/ W]	[Valid=203 /-] [Invalid=36864 /-]		
Value	Label	Cases	Percentage
1	Mass media (TV, radio, newspaper)	0	 100.0%
2	Social media (web, Facebook, phone apps, email)	0	
3	Word of mouth (a friend, relative, neighbour)	0	
4	School	0	
5	A health facility	203	
6	A community-based or non-governmental organisation	0	
7	A government agency	0	
8	Community health workers	0	
9	Africa Centre roadshow	0	

# dm_source_5: From where / how did you hear about DREAMS?				
Value	Label	Cases	Percentage	
96	Other	0		
Sysmiss		36864		
Warning: these figures indicate the number of cases found in the data file. They cannot be interpreted as summary statistics of the population of interest.				
# dm_source_6: From where / how did you hear about DREAMS?				
Information	[Type= discrete] [Format=numeric] [Range= 1-96] [Missing=*]			
Statistics [NW/ W]	[Valid=74 +/-] [Invalid=36993 +/-]			
Value	Label	Cases	Percentage	
1	Mass media (TV, radio, newspaper)	0	<div><div></div></div> 100.0%	
2	Social media (web, Facebook, phone apps, email)	0		
3	Word of mouth (a friend, relative, neighbour)	0		
4	School	0		
5	A health facility	0		
6	A community-based or non-governmental organisation	74		
7	A government agency	0		
8	Community health workers	0		
9	Africa Centre roadshow	0		
96	Other	0		
Sysmiss		36993		
Warning: these figures indicate the number of cases found in the data file. They cannot be interpreted as summary statistics of the population of interest.				
# dm_source_7: From where / how did you hear about DREAMS?				
Information	[Type= discrete] [Format=numeric] [Range= 1-96] [Missing=*]			
Statistics [NW/ W]	[Valid=43 +/-] [Invalid=37024 +/-]			
Value	Label	Cases	Percentage	
1	Mass media (TV, radio, newspaper)	0	<div><div></div></div> 100.0%	
2	Social media (web, Facebook, phone apps, email)	0		
3	Word of mouth (a friend, relative, neighbour)	0		
4	School	0		
5	A health facility	0		
6	A community-based or non-governmental organisation	0		
7	A government agency	43		
8	Community health workers	0		
9	Africa Centre roadshow	0		
96	Other	0		
Sysmiss		37024		
Warning: these figures indicate the number of cases found in the data file. They cannot be interpreted as summary statistics of the population of interest.				
# dm_source_8: From where / how did you hear about DREAMS?				
Information	[Type= discrete] [Format=numeric] [Range= 1-96] [Missing=*]			
Statistics [NW/ W]	[Valid=109 +/-] [Invalid=36958 +/-]			
Value	Label	Cases	Percentage	
1	Mass media (TV, radio, newspaper)	0		
2	Social media (web, Facebook, phone apps, email)	0		
3	Word of mouth (a friend, relative, neighbour)	0		
4	School	0		

# dm_source_8: From where / how did you hear about DREAMS?			
Value	Label	Cases	Percentage
5	A health facility	0	
6	A community-based or non-governmental organisation	0	
7	A government agency	0	
8	Community health workers	109	<div><div></div></div> 100.0%
9	Africa Centre roadshow	0	
96	Other	0	
Sysmiss		36958	
Warning: these figures indicate the number of cases found in the data file. They cannot be interpreted as summary statistics of the population of interest.			
# dm_source_9: From where / how did you hear about DREAMS?			
Information	[Type= discrete] [Format=numeric] [Range= 1-96] [Missing=*]		
Statistics [NW/ W]	[Valid=416 /-] [Invalid=36651 /-]		
Value	Label	Cases	Percentage
1	Mass media (TV, radio, newspaper)	0	
2	Social media (web, Facebook, phone apps, email)	0	
3	Word of mouth (a friend, relative, neighbour)	0	
4	School	0	
5	A health facility	0	
6	A community-based or non-governmental organisation	0	
7	A government agency	0	
8	Community health workers	0	
9	Africa Centre roadshow	416	<div><div></div></div> 100.0%
96	Other	0	
Sysmiss		36651	
Warning: these figures indicate the number of cases found in the data file. They cannot be interpreted as summary statistics of the population of interest.			
# dm_source_96: From where / how did you hear about DREAMS?			
Information	[Type= discrete] [Format=numeric] [Range= 1-96] [Missing=*]		
Statistics [NW/ W]	[Valid=25 /-] [Invalid=37042 /-]		
Value	Label	Cases	Percentage
1	Mass media (TV, radio, newspaper)	0	
2	Social media (web, Facebook, phone apps, email)	0	
3	Word of mouth (a friend, relative, neighbour)	0	
4	School	0	
5	A health facility	0	
6	A community-based or non-governmental organisation	0	
7	A government agency	0	
8	Community health workers	0	
9	Africa Centre roadshow	0	
96	Other	25	<div><div></div></div> 100.0%
Sysmiss		37042	
Warning: these figures indicate the number of cases found in the data file. They cannot be interpreted as summary statistics of the population of interest.			
# dm_source_other: Other, please specify from where / how did you hear about DREAMS?			
Information	[Type= discrete] [Format=character] [Missing=*]		
Statistics [NW/ W]	[Valid=25 /-] [Invalid=0 /-]		

# dm_invited: Have you been invited to participate in any DREAMS activity or service?			
Information	[Type= discrete] [Format=numeric] [Range= 0-98] [Missing=*]		
Statistics [NW/ W]	[Valid=1735 /-] [Invalid=35332 /-]		
Value	Label	Cases	Percentage
0	No, I have never had it	0	
1	Yes	538	<div><div></div></div> 31.0%
2	No	1193	<div><div></div></div> 68.8%
3	Yes, but not sure about the exact age	0	
93	Prefer not to answer	0	
95	Not had sex with this partner in the last 4 weeks	0	
98	Don't know	4	<div><div></div></div> 0.2%
Sysmiss		35332	
Warning: these figures indicate the number of cases found in the data file. They cannot be interpreted as summary statistics of the population of interest.			
# dm_partic_gennorm_prog: Have you participated in the following service / program? Gender norms and Viole			
Information	[Type= discrete] [Format=numeric] [Range= 0-98] [Missing=*]		
Statistics [NW/ W]	[Valid=13045 /-] [Invalid=24022 /-]		
Value	Label	Cases	Percentage
0	No, I have never had it	0	
1	Yes	348	<div><div></div></div> 2.7%
2	No	12165	<div><div></div></div> 93.3%
3	Yes, but not sure about the exact age	0	
93	Prefer not to answer	532	<div><div></div></div> 4.1%
95	Not had sex with this partner in the last 4 weeks	0	
98	Don't know	0	
Sysmiss		24022	
Warning: these figures indicate the number of cases found in the data file. They cannot be interpreted as summary statistics of the population of interest.			
# dm_aware_gennorm_prog: If no, have you heard of it/are you aware of it? Gender norms and Violence preve			
Information	[Type= discrete] [Format=numeric] [Range= 0-98] [Missing=*]		
Statistics [NW/ W]	[Valid=12163 /-] [Invalid=24904 /-]		
Value	Label	Cases	Percentage
0	No, I have never had it	0	
1	Yes	683	<div><div></div></div> 5.6%
2	No	10881	<div><div></div></div> 89.5%
3	Yes, but not sure about the exact age	0	
93	Prefer not to answer	7	<div><div></div></div> 0.1%
95	Not had sex with this partner in the last 4 weeks	0	
98	Don't know	592	<div><div></div></div> 4.9%
Sysmiss		24904	
Warning: these figures indicate the number of cases found in the data file. They cannot be interpreted as summary statistics of the population of interest.			
# dm_org_gennorm_prog: If yes, who provided? Gender norms and Violence prevention related programs			
Information	[Type= discrete] [Format=numeric] [Range= 1-98] [Missing=*]		
Statistics [NW/ W]	[Valid=347 /-] [Invalid=36720 /-]		
Value	Label	Cases	Percentage
1	Government Clinic	62	<div><div></div></div> 17.9%

# dm_org_gennorm_prog: If yes, who provided? Gender norms and Violence prevention related programs			
Value	Label	Cases	Percentage
2	NGO	207	<div><div></div></div> 59.7%
3	Private Doctor	1	<div><div></div></div> 0.3%
4	Pharmacy	0	
93	Prefer not to answer	1	<div><div></div></div> 0.3%
96	Other, specify	66	<div><div></div></div> 19.0%
98	Don't know	10	<div><div></div></div> 2.9%
Sysmiss		36720	
Warning: these figures indicate the number of cases found in the data file. They cannot be interpreted as summary statistics of the population of interest.			
# dm_org_gennorm_oth: Please specify details of the other organization. Gender norms and Violence prev			
Information	[Type= discrete] [Format=character] [Missing=*]		
Statistics [NW/ W]	[Valid=58 /-] [Invalid=0 /-]		
# dm_partic_fintrain_prog: Have you participated in financial literacy training for girls/young women, e.g.			
Information	[Type= discrete] [Format=numeric] [Range= 0-98] [Missing=*]		
Statistics [NW/ W]	[Valid=13045 /-] [Invalid=24022 /-]		
Value	Label	Cases	Percentage
0	No, I have never had it	0	
1	Yes	437	<div><div></div></div> 3.3%
2	No	12063	<div><div></div></div> 92.5%
3	Yes, but not sure about the exact age	0	
93	Prefer not to answer	545	<div><div></div></div> 4.2%
95	Not had sex with this partner in the last 4 weeks	0	
98	Don't know	0	
Sysmiss		24022	
Warning: these figures indicate the number of cases found in the data file. They cannot be interpreted as summary statistics of the population of interest.			
# dm_aware_fintrain_prog: If no, have you heard of it/are you aware of it? Financial literacy training			
Information	[Type= discrete] [Format=numeric] [Range= 0-98] [Missing=*]		
Statistics [NW/ W]	[Valid=12058 /-] [Invalid=25009 /-]		
Value	Label	Cases	Percentage
0	No, I have never had it	0	
1	Yes	1716	<div><div></div></div> 14.2%
2	No	9700	<div><div></div></div> 80.4%
3	Yes, but not sure about the exact age	0	
93	Prefer not to answer	3	<div><div></div></div> 0.0%
95	Not had sex with this partner in the last 4 weeks	0	
98	Don't know	639	<div><div></div></div> 5.3%
Sysmiss		25009	
Warning: these figures indicate the number of cases found in the data file. They cannot be interpreted as summary statistics of the population of interest.			
# dm_org_fintrain_prog: If yes, who provided? Financial literacy training			
Information	[Type= discrete] [Format=numeric] [Range= 1-98] [Missing=*]		
Statistics [NW/ W]	[Valid=437 /-] [Invalid=36630 /-]		
Value	Label	Cases	Percentage
1	Government Clinic	69	<div><div></div></div> 15.8%

# dm_org_fintrain_prog: If yes, who provided? Financial literacy training			
Value	Label	Cases	Percentage
2	NGO	266	<div></div> 60.9%
3	Private Doctor	6	<div></div> 1.4%
4	Pharmacy	1	<div></div> 0.2%
93	Prefer not to answer	1	<div></div> 0.2%
96	Other, specify	79	<div></div> 18.1%
98	Don't know	15	<div></div> 3.4%
Sysmiss		36630	
Warning: these figures indicate the number of cases found in the data file. They cannot be interpreted as summary statistics of the population of interest.			
# dm_org_fintrain_oth: Please specify details of the other organization. Financial literacy training			
Information	[Type= discrete] [Format=character] [Missing=*]		
Statistics [NW/ W]	[Valid=70 /-] [Invalid=0 /-]		
# dm_partic_entrep_prog: Have you participated in the following service/program? Vocational skills traini			
Information	[Type= discrete] [Format=numeric] [Range= 0-98] [Missing=*]		
Statistics [NW/ W]	[Valid=13033 /-] [Invalid=24034 /-]		
Value	Label	Cases	Percentage
0	No, I have never had it	0	
1	Yes	545	<div></div> 4.2%
2	No	11944	<div></div> 91.6%
3	Yes, but not sure about the exact age	0	
93	Prefer not to answer	544	<div></div> 4.2%
95	Not had sex with this partner in the last 4 weeks	0	
98	Don't know	0	
Sysmiss		24034	
Warning: these figures indicate the number of cases found in the data file. They cannot be interpreted as summary statistics of the population of interest.			
# dm_aware_entrep_prog: If no, have you heard of it/are you aware of it? Vocational skills training, Bus			
Information	[Type= discrete] [Format=numeric] [Range= 0-98] [Missing=*]		
Statistics [NW/ W]	[Valid=11941 /-] [Invalid=25126 /-]		
Value	Label	Cases	Percentage
0	No, I have never had it	0	
1	Yes	2458	<div></div> 20.6%
2	No	9156	<div></div> 76.7%
3	Yes, but not sure about the exact age	0	
93	Prefer not to answer	5	<div></div> 0.0%
95	Not had sex with this partner in the last 4 weeks	0	
98	Don't know	322	<div></div> 2.7%
Sysmiss		25126	
Warning: these figures indicate the number of cases found in the data file. They cannot be interpreted as summary statistics of the population of interest.			
# dm_org_entrep_prog: If yes, who provided? Vocational skills training, Business / entrepreneurial tra			
Information	[Type= discrete] [Format=numeric] [Range= 1-98] [Missing=*]		
Statistics [NW/ W]	[Valid=545 /-] [Invalid=36522 /-]		
Value	Label	Cases	Percentage
1	Government Clinic	131	<div></div> 24.0%

# dm_org_entrep_prog: If yes, who provided? Vocational skills training, Business / entrepreneurial tra			
Value	Label	Cases	Percentage
2	NGO	324	<div></div> 59.4%
3	Private Doctor	6	<div></div> 1.1%
4	Pharmacy	0	
93	Prefer not to answer	3	<div></div> 0.6%
96	Other, specify	50	<div></div> 9.2%
98	Don't know	31	<div></div> 5.7%
Sysmiss		36522	
Warning: these figures indicate the number of cases found in the data file. They cannot be interpreted as summary statistics of the population of interest.			
# dm_org_entrep_oth: Please specify details of the other organization. Vocational skills training, Bu			
Information	[Type= discrete] [Format=character] [Missing=*]		
Statistics [NW/ W]	[Valid=44 /-] [Invalid=0 /-]		
# dm_partic_caregv_prog: Have you participated in the following service/program? Local program for caregi			
Information	[Type= discrete] [Format=numeric] [Range= 0-98] [Missing=*]		
Statistics [NW/ W]	[Valid=13027 /-] [Invalid=24040 /-]		
Value	Label	Cases	Percentage
0	No, I have never had it	0	
1	Yes	358	<div></div> 2.7%
2	No	12125	<div></div> 93.1%
3	Yes, but not sure about the exact age	0	
93	Prefer not to answer	544	<div></div> 4.2%
95	Not had sex with this partner in the last 4 weeks	0	
98	Don't know	0	
Sysmiss		24040	
Warning: these figures indicate the number of cases found in the data file. They cannot be interpreted as summary statistics of the population of interest.			
# dm_aware_caregv_prog: If no, have you heard of it/are you aware of it? Local program for caregiving			
Information	[Type= discrete] [Format=numeric] [Range= 0-98] [Missing=*]		
Statistics [NW/ W]	[Valid=12125 /-] [Invalid=24942 /-]		
Value	Label	Cases	Percentage
0	No, I have never had it	0	
1	Yes	1559	<div></div> 12.9%
2	No	10094	<div></div> 83.2%
3	Yes, but not sure about the exact age	0	
93	Prefer not to answer	4	<div></div> 0.0%
95	Not had sex with this partner in the last 4 weeks	0	
98	Don't know	468	<div></div> 3.9%
Sysmiss		24942	
Warning: these figures indicate the number of cases found in the data file. They cannot be interpreted as summary statistics of the population of interest.			
# dm_org_caregv_prog: If yes, who provided? Local program for caregiving			
Information	[Type= discrete] [Format=numeric] [Range= 1-98] [Missing=*]		
Statistics [NW/ W]	[Valid=358 /-] [Invalid=36709 /-]		
Value	Label	Cases	Percentage
1	Government Clinic	78	<div></div> 21.8%

# dm_org_caregv_prog: If yes, who provided? Local program for caregiving			
Value	Label	Cases	Percentage
2	NGO	191	<div></div> 53.4%
3	Private Doctor	2	<div></div> 0.6%
4	Pharmacy	0	
93	Prefer not to answer	0	
96	Other, specify	76	<div></div> 21.2%
98	Don't know	11	<div></div> 3.1%
Sysmiss		36709	
Warning: these figures indicate the number of cases found in the data file. They cannot be interpreted as summary statistics of the population of interest.			
# dm_org_caregv_oth: Please specify details of the other organization. Local program for caregiving			
Information	[Type= discrete] [Format=character] [Missing=*]		
Statistics [NW/ W]	[Valid=69 /-] [Invalid=0 /-]		
# dm_partic_facibase_prog: Have you participated in the following service/program? Facility based (PITC, VT			
Information	[Type= discrete] [Format=numeric] [Range= 0-98] [Missing=*]		
Statistics [NW/ W]	[Valid=13030 /-] [Invalid=24037 /-]		
Value	Label	Cases	Percentage
0	No, I have never had it	0	
1	Yes	3766	<div></div> 28.9%
2	No	8711	<div></div> 66.9%
3	Yes, but not sure about the exact age	0	
93	Prefer not to answer	553	<div></div> 4.2%
95	Not had sex with this partner in the last 4 weeks	0	
98	Don't know	0	
Sysmiss		24037	
Warning: these figures indicate the number of cases found in the data file. They cannot be interpreted as summary statistics of the population of interest.			
# dm_aware_facibase_prog: If no, have you heard of it/are you aware of it? Facility based (PITC, VTC)			
Information	[Type= discrete] [Format=numeric] [Range= 0-98] [Missing=*]		
Statistics [NW/ W]	[Valid=8712 /-] [Invalid=28355 /-]		
Value	Label	Cases	Percentage
0	No, I have never had it	0	
1	Yes	2077	<div></div> 23.8%
2	No	6428	<div></div> 73.8%
3	Yes, but not sure about the exact age	0	
93	Prefer not to answer	3	<div></div> 0.0%
95	Not had sex with this partner in the last 4 weeks	0	
98	Don't know	204	<div></div> 2.3%
Sysmiss		28355	
Warning: these figures indicate the number of cases found in the data file. They cannot be interpreted as summary statistics of the population of interest.			
# dm_org_facibase_prog: If yes, who provided? Facility based (PITC, VTC)			
Information	[Type= discrete] [Format=numeric] [Range= 1-98] [Missing=*]		
Statistics [NW/ W]	[Valid=3765 /-] [Invalid=33302 /-]		
Value	Label	Cases	Percentage
1	Government Clinic	3348	<div></div> 88.9%

# dm_org_facbase_prog: If yes, who provided? Facility based (PITC, VTC)			
Value	Label	Cases	Percentage
2	NGO	391	<div><div></div></div> 10.4%
3	Private Doctor	10	<div><div></div></div> 0.3%
4	Pharmacy	0	
93	Prefer not to answer	0	
96	Other, specify	12	<div><div></div></div> 0.3%
98	Don't know	4	<div><div></div></div> 0.1%
Sysmiss		33302	
Warning: these figures indicate the number of cases found in the data file. They cannot be interpreted as summary statistics of the population of interest.			
# dm_org_facbase_oth: Please specify details of the other organization. Facility based (PITC, VTC)			
Information	[Type= discrete] [Format=character] [Missing=*]		
Statistics [NW/ W]	[Valid=12 /-] [Invalid=0 /-]		
# dm_partic_hivtest_prog: Did you participate in this service / program? Facility based HIV testing			
Information	[Type= discrete] [Format=numeric] [Range= 0-98] [Missing=*]		
Statistics [NW/ W]	[Valid=13025 /-] [Invalid=24042 /-]		
Value	Label	Cases	Percentage
0	No, I have never had it	0	
1	Yes	3911	<div><div></div></div> 30.0%
2	No	8562	<div><div></div></div> 65.7%
3	Yes, but not sure about the exact age	0	
93	Prefer not to answer	552	<div><div></div></div> 4.2%
95	Not had sex with this partner in the last 4 weeks	0	
98	Don't know	0	
Sysmiss		24042	
Warning: these figures indicate the number of cases found in the data file. They cannot be interpreted as summary statistics of the population of interest.			
# dm_aware_hivtest_prog: Are you aware of the following service / program? Facility based HIV testing			
Information	[Type= discrete] [Format=numeric] [Range= 0-98] [Missing=*]		
Statistics [NW/ W]	[Valid=8567 /-] [Invalid=28500 /-]		
Value	Label	Cases	Percentage
0	No, I have never had it	0	
1	Yes	3189	<div><div></div></div> 37.2%
2	No	5272	<div><div></div></div> 61.5%
3	Yes, but not sure about the exact age	0	
93	Prefer not to answer	0	
95	Not had sex with this partner in the last 4 weeks	0	
98	Don't know	106	<div><div></div></div> 1.2%
Sysmiss		28500	
Warning: these figures indicate the number of cases found in the data file. They cannot be interpreted as summary statistics of the population of interest.			
# dm_org_hivtest_prog: Where / from which organisation was it provided? Facility based HIV testing			
Information	[Type= discrete] [Format=numeric] [Range= 1-98] [Missing=*]		
Statistics [NW/ W]	[Valid=3910 /-] [Invalid=33157 /-]		
Value	Label	Cases	Percentage
1	Government Clinic	1681	<div><div></div></div> 43.0%

# dm_org_hivtest_prog: Where / from which organisation was it provided? Facility based HIV testing			
Value	Label	Cases	Percentage
2	NGO	2150	55.0%
3	Private Doctor	22	0.6%
4	Pharmacy	3	0.1%
93	Prefer not to answer	0	
96	Other, specify	48	1.2%
98	Don't know	6	0.2%
Sysmiss		33157	
Warning: these figures indicate the number of cases found in the data file. They cannot be interpreted as summary statistics of the population of interest.			
# dm_org_hivtest_oth: Please specify details of the other organization. Facility based HIV testing			
Information	[Type= discrete] [Format=character] [Missing=*]		
Statistics [NW/ W]	[Valid=33 /-] [Invalid=0 /-]		

# dm_partic_partest_prog: Did you participate in this service / program? Partner testing			
Information		[Type= discrete] [Format=numeric] [Range= 0-98] [Missing=*]	
Statistics [NW/ W]		[Valid=13015 /-] [Invalid=24052 /-]	
Value	Label	Cases	Percentage
0	No, I have never had it	0	
1	Yes	914	<div><div></div></div> 7.0%
2	No	11549	<div><div></div></div> 88.7%
3	Yes, but not sure about the exact age	0	
93	Prefer not to answer	552	<div><div></div></div> 4.2%
95	Not had sex with this partner in the last 4 weeks	0	
98	Don't know	0	
Sysmiss		24052	
Warning: these figures indicate the number of cases found in the data file. They cannot be interpreted as summary statistics of the population of interest.			
# dm_aware_partest_prog: Are you aware of the following service / program? Partner testing			
Information		[Type= discrete] [Format=numeric] [Range= 0-98] [Missing=*]	
Statistics [NW/ W]		[Valid=11551 /-] [Invalid=25516 /-]	
Value	Label	Cases	Percentage
0	No, I have never had it	0	
1	Yes	4593	<div><div></div></div> 39.8%
2	No	6845	<div><div></div></div> 59.3%
3	Yes, but not sure about the exact age	0	
93	Prefer not to answer	5	<div><div></div></div> 0.0%
95	Not had sex with this partner in the last 4 weeks	0	
98	Don't know	108	<div><div></div></div> 0.9%
Sysmiss		25516	
Warning: these figures indicate the number of cases found in the data file. They cannot be interpreted as summary statistics of the population of interest.			
# dm_org_partest_prog: Where / from which organisation was it provided? Partner testing			
Information		[Type= discrete] [Format=numeric] [Range= 1-98] [Missing=*]	
Statistics [NW/ W]		[Valid=914 /-] [Invalid=36153 /-]	
Value	Label	Cases	Percentage
1	Government Clinic	760	<div><div></div></div> 83.2%
2	NGO	136	<div><div></div></div> 14.9%
3	Private Doctor	15	<div><div></div></div> 1.6%
4	Pharmacy	2	<div><div></div></div> 0.2%
93	Prefer not to answer	0	
96	Other, specify	1	<div><div></div></div> 0.1%
98	Don't know	0	
Sysmiss		36153	
Warning: these figures indicate the number of cases found in the data file. They cannot be interpreted as summary statistics of the population of interest.			
# dm_org_partest_oth: Please specify details of the other organization. Partner testing			
Information		[Type= discrete] [Format=character] [Missing=*]	
Statistics [NW/ W]		[Valid=1 /-] [Invalid=0 /-]	
# dm_partic_selftest_prog: Did you participate in this service / program? HIV Self testing			
Information		[Type= discrete] [Format=numeric] [Range= 0-98] [Missing=*]	

# dm_partic_selftest_prog: Did you participate in this service / program? HIV Self testing			
Statistics [NW/ W]		[Valid=13032 /-] [Invalid=24035 /-]	
Value	Label	Cases	Percentage
0	No, I have never had it	0	
1	Yes	700	<div><div></div></div> 5.4%
2	No	11778	<div><div></div></div> 90.4%
3	Yes, but not sure about the exact age	0	
93	Prefer not to answer	554	<div><div></div></div> 4.3%
95	Not had sex with this partner in the last 4 weeks	0	
98	Don't know	0	
Sysmiss		24035	
Warning: these figures indicate the number of cases found in the data file. They cannot be interpreted as summary statistics of the population of interest.			
# dm_aware_selftest_prog: Are you aware of the following service / program? HIV Self testing			
Information		[Type= discrete] [Format=numeric] [Range= 0-98] [Missing=*]	
Statistics [NW/ W]		[Valid=11774 /-] [Invalid=25293 /-]	
Value	Label	Cases	Percentage
0	No, I have never had it	0	
1	Yes	3090	<div><div></div></div> 26.2%
2	No	8557	<div><div></div></div> 72.7%
3	Yes, but not sure about the exact age	0	
93	Prefer not to answer	4	<div><div></div></div> 0.0%
95	Not had sex with this partner in the last 4 weeks	0	
98	Don't know	123	<div><div></div></div> 1.0%
Sysmiss		25293	
Warning: these figures indicate the number of cases found in the data file. They cannot be interpreted as summary statistics of the population of interest.			
# dm_org_selftest_prog: Where / from which organisation was it provided? HIV Self testing			
Information		[Type= discrete] [Format=numeric] [Range= 1-98] [Missing=*]	
Statistics [NW/ W]		[Valid=700 /-] [Invalid=36367 /-]	
Value	Label	Cases	Percentage
1	Government Clinic	519	<div><div></div></div> 74.1%
2	NGO	137	<div><div></div></div> 19.6%
3	Private Doctor	16	<div><div></div></div> 2.3%
4	Pharmacy	14	<div><div></div></div> 2.0%
93	Prefer not to answer	3	<div><div></div></div> 0.4%
96	Other, specify	10	<div><div></div></div> 1.4%
98	Don't know	1	<div><div></div></div> 0.1%
Sysmiss		36367	
Warning: these figures indicate the number of cases found in the data file. They cannot be interpreted as summary statistics of the population of interest.			
# dm_org_selftest_oth: Please specify details of the other organization. HIV Self testing			
Information		[Type= discrete] [Format=character] [Missing=*]	
Statistics [NW/ W]		[Valid=8 /-] [Invalid=0 /-]	
# dm_partic_maletest_prog: Have you participated in the following service/program? services/programs for ma			
Information		[Type= discrete] [Format=numeric] [Range= 0-98] [Missing=*]	
Statistics [NW/ W]		[Valid=3998 /-] [Invalid=33069 /-]	

# dm_partic_maletest_prog: Have you participated in the following service/program? services/programs for ma			
Value	Label	Cases	Percentage
0	No, I have never had it	0	
1	Yes	83	<div><div></div></div> 2.1%
2	No	3721	<div><div></div></div> 93.1%
3	Yes, but not sure about the exact age	0	
93	Prefer not to answer	194	<div><div></div></div> 4.9%
95	Not had sex with this partner in the last 4 weeks	0	
98	Don't know	0	
Sysmiss		33069	
Warning: these figures indicate the number of cases found in the data file. They cannot be interpreted as summary statistics of the population of interest.			
# dm_aware_maletest_prog: If no, have you heard of it/are you aware of it? Twilight HIV testing & Workplac			
Information	[Type= discrete] [Format=numeric] [Range= 0-98] [Missing=*]		
Statistics [NW/ W]	[Valid=3721 /-] [Invalid=33346 /-]		
Value	Label	Cases	Percentage
0	No, I have never had it	0	
1	Yes	900	<div><div></div></div> 24.2%
2	No	2692	<div><div></div></div> 72.3%
3	Yes, but not sure about the exact age	0	
93	Prefer not to answer	2	<div><div></div></div> 0.1%
95	Not had sex with this partner in the last 4 weeks	0	
98	Don't know	127	<div><div></div></div> 3.4%
Sysmiss		33346	
Warning: these figures indicate the number of cases found in the data file. They cannot be interpreted as summary statistics of the population of interest.			
# dm_org_maletest_prog: If yes, who provided? Twilight HIV testing & Workplace HIV testing			
Information	[Type= discrete] [Format=numeric] [Range= 1-98] [Missing=*]		
Statistics [NW/ W]	[Valid=83 /-] [Invalid=36984 /-]		
Value	Label	Cases	Percentage
1	Government Clinic	42	<div><div></div></div> 50.6%
2	NGO	20	<div><div></div></div> 24.1%
3	Private Doctor	7	<div><div></div></div> 8.4%
4	Pharmacy	0	
93	Prefer not to answer	0	
96	Other, specify	11	<div><div></div></div> 13.3%
98	Don't know	3	<div><div></div></div> 3.6%
Sysmiss		36984	
Warning: these figures indicate the number of cases found in the data file. They cannot be interpreted as summary statistics of the population of interest.			
# dm_org_maletest_oth: Please specify details of the other organization. Twilight HIV testing & Workpla			
Information	[Type= discrete] [Format=character] [Missing=*]		
Statistics [NW/ W]	[Valid=11 /-] [Invalid=0 /-]		
# dm_partic_condprov_prog: Did you participate in this service / program? Condom provision			
Information	[Type= discrete] [Format=numeric] [Range= 0-98] [Missing=*]		
Statistics [NW/ W]	[Valid=13043 /-] [Invalid=24024 /-]		

# dm_partic_condprov_prog: Did you participate in this service / program? Condom provision			
Value	Label	Cases	Percentage
0	No, I have never had it	0	
1	Yes	2471	<div><div></div></div> 18.9%
2	No	10017	<div><div></div></div> 76.8%
3	Yes, but not sure about the exact age	0	
93	Prefer not to answer	555	<div><div></div></div> 4.3%
95	Not had sex with this partner in the last 4 weeks	0	
98	Don't know	0	
Sysmiss		24024	
Warning: these figures indicate the number of cases found in the data file. They cannot be interpreted as summary statistics of the population of interest.			
# dm_aware_condprov_prog: Are you aware of the following service / program? Condom provision			
Information	[Type= discrete] [Format=numeric] [Range= 0-98] [Missing=*]		
Statistics [NW/ W]	[Valid=10018 /-] [Invalid=27049 /-]		
Value	Label	Cases	Percentage
0	No, I have never had it	0	
1	Yes	4855	<div><div></div></div> 48.5%
2	No	5106	<div><div></div></div> 51.0%
3	Yes, but not sure about the exact age	0	
93	Prefer not to answer	4	<div><div></div></div> 0.0%
95	Not had sex with this partner in the last 4 weeks	0	
98	Don't know	53	<div><div></div></div> 0.5%
Sysmiss		27049	
Warning: these figures indicate the number of cases found in the data file. They cannot be interpreted as summary statistics of the population of interest.			
# dm_org_condprov_prog: Where / from which organisation was it provided? Condom provision			
Information	[Type= discrete] [Format=numeric] [Range= 1-98] [Missing=*]		
Statistics [NW/ W]	[Valid=2472 /-] [Invalid=34595 /-]		
Value	Label	Cases	Percentage
1	Government Clinic	2161	<div><div></div></div> 87.4%
2	NGO	212	<div><div></div></div> 8.6%
3	Private Doctor	7	<div><div></div></div> 0.3%
4	Pharmacy	69	<div><div></div></div> 2.8%
93	Prefer not to answer	0	
96	Other, specify	16	<div><div></div></div> 0.6%
98	Don't know	7	<div><div></div></div> 0.3%
Sysmiss		34595	
Warning: these figures indicate the number of cases found in the data file. They cannot be interpreted as summary statistics of the population of interest.			
# dm_org_condprov_oth: Please specify details of the other organization. Condom provision			
Information	[Type= discrete] [Format=character] [Missing=*]		
Statistics [NW/ W]	[Valid=15 /-] [Invalid=0 /-]		
# ms_household_owns_tv: Do you/your household own a TV?			
Information	[Type= discrete] [Format=numeric] [Range= 0-98] [Missing=*]		
Statistics [NW/ W]	[Valid=13049 /-] [Invalid=24018 /-]		

# ms_household_owns_tv: Do you/your household own a TV?			
Value	Label	Cases	Percentage
0	No, I have never had it	0	
1	Yes	10416	<div><div></div></div> 79.8%
2	No	2605	<div><div></div></div> 20.0%
3	Yes, but not sure about the exact age	0	
93	Prefer not to answer	28	<div><div></div></div> 0.2%
95	Not had sex with this partner in the last 4 weeks	0	
98	Don't know	0	
Sysmiss		24018	
Warning: these figures indicate the number of cases found in the data file. They cannot be interpreted as summary statistics of the population of interest.			
# ms_watch_tv_freq: How often do you watch TV?			
Information	[Type= discrete] [Format=numeric] [Range= 1-4] [Missing=*]		
Statistics [NW/ W]	[Valid=13049 /-] [Invalid=24018 /-]		
Value	Label	Cases	Percentage
1	Never	2521	<div><div></div></div> 19.3%
2	Daily	9664	<div><div></div></div> 74.1%
3	Weekly	715	<div><div></div></div> 5.5%
4	Monthly	149	<div><div></div></div> 1.1%
Sysmiss		24018	
Warning: these figures indicate the number of cases found in the data file. They cannot be interpreted as summary statistics of the population of interest.			
# ms_watch_tv_where: Where do you usually (by usually we mean mostly, or commonly, or regularly) watc			
Information	[Type= discrete] [Format=numeric] [Range= 1-96] [Missing=*]		
Statistics [NW/ W]	[Valid=10528 /-] [Invalid=26539 /-]		
Value	Label	Cases	Percentage
1	Home	10241	<div><div></div></div> 97.3%
2	Bars	25	<div><div></div></div> 0.2%
3	At friend's house	192	<div><div></div></div> 1.8%
4	School	4	<div><div></div></div> 0.0%
96	Other	66	<div><div></div></div> 0.6%
Sysmiss		26539	
Warning: these figures indicate the number of cases found in the data file. They cannot be interpreted as summary statistics of the population of interest.			
# ms_watch_tv_where_oth: Please specify details on the other places where you watch			
Information	[Type= discrete] [Format=character] [Missing=*]		
Statistics [NW/ W]	[Valid=67 /-] [Invalid=0 /-]		
# ms_ever_watched_shuga: Have you ever watched MTV Shuga?			
Information	[Type= discrete] [Format=numeric] [Range= 0-98] [Missing=*]		
Statistics [NW/ W]	[Valid=13049 /-] [Invalid=24018 /-]		
Value	Label	Cases	Percentage
0	No, I have never had it	0	
1	Yes	1389	<div><div></div></div> 10.6%
2	No	11564	<div><div></div></div> 88.6%
3	Yes, but not sure about the exact age	0	
93	Prefer not to answer	96	<div><div></div></div> 0.7%

# ms_ever_watched_shuga: Have you ever watched MTV Shuga?			
Value	Label	Cases	Percentage
95	Not had sex with this partner in the last 4 weeks	0	
98	Don't know	0	
Sysmiss		24018	
Warning: these figures indicate the number of cases found in the data file. They cannot be interpreted as summary statistics of the population of interest.			
# ms_ever_heard_of_shuga: If no - have you heard of it?			
Information	[Type= discrete] [Format=numeric] [Range= 0-98] [Missing=*]		
Statistics [NW/ W]	[Valid=11567 /-] [Invalid=25500 /-]		
Value	Label	Cases	Percentage
0	No, I have never had it	0	
1	Yes	444	<div><div></div></div> 3.8%
2	No	11105	<div><div></div></div> 96.0%
3	Yes, but not sure about the exact age	0	
93	Prefer not to answer	18	0.2%
95	Not had sex with this partner in the last 4 weeks	0	
98	Don't know	0	
Sysmiss		25500	
Warning: these figures indicate the number of cases found in the data file. They cannot be interpreted as summary statistics of the population of interest.			
# ms_which_series_of_shuga: Which country series did you watch?			
Information	[Type= discrete] [Format=numeric] [Range= 1-98] [Missing=*]		
Statistics [NW/ W]	[Valid=1389 /-] [Invalid=35678 /-]		
Value	Label	Cases	Percentage
1	South Africa	717	<div><div></div></div> 51.6%
2	Nigeria	541	<div><div></div></div> 38.9%
3	Kenya	22	<div><div></div></div> 1.6%
96	Other; Specify	11	<div><div></div></div> 0.8%
98	Don't know	98	<div><div></div></div> 7.1%
Sysmiss		35678	
Warning: these figures indicate the number of cases found in the data file. They cannot be interpreted as summary statistics of the population of interest.			
# ms_which_series_oth: Please specify details on the other series of MTV Shugat that you have watched			
Information	[Type= discrete] [Format=character] [Missing=*]		
Statistics [NW/ W]	[Valid=11 /-] [Invalid=0 /-]		
# hq_descr_gen_health: How do you describe your general health at present?			
Information	[Type= discrete] [Format=numeric] [Range= 1-93] [Missing=*]		
Statistics [NW/ W]	[Valid=13068 /-] [Invalid=23999 /-]		
Value	Label	Cases	Percentage
1	Excellent	4343	<div><div></div></div> 33.2%
2	Very Good or Good	7019	<div><div></div></div> 53.7%
3	Fair	1685	<div><div></div></div> 12.9%
93	Prefer not to answer	21	0.2%
Sysmiss		23999	
Warning: these figures indicate the number of cases found in the data file. They cannot be interpreted as summary statistics of the population of interest.			

# hq_opi_dohhosp: Have you visited out-patient department (OPD) at the DOH hospital in the past mo			
Information	[Type= discrete] [Format=numeric] [Range= 0-98] [Missing=*]		
Statistics [NW/ W]	[Valid=13068 /-] [Invalid=23999 /-]		
Value	Label	Cases	Percentage
0	No, I have never had it	0	
1	Yes	190	1.5%
2	No	12856	98.4%
3	Yes, but not sure about the exact age	0	
93	Prefer not to answer	22	0.2%
95	Not had sex with this partner in the last 4 weeks	0	
98	Don't know	0	
Sysmiss		23999	
Warning: these figures indicate the number of cases found in the data file. They cannot be interpreted as summary statistics of the population of interest.			
# hq_opi_privhosp: Have you visited OPD at the private hospital in the past month?			
Information	[Type= discrete] [Format=numeric] [Range= 0-98] [Missing=*]		
Statistics [NW/ W]	[Valid=13067 /-] [Invalid=24000 /-]		
Value	Label	Cases	Percentage
0	No, I have never had it	0	
1	Yes	92	0.7%
2	No	12951	99.1%
3	Yes, but not sure about the exact age	0	
93	Prefer not to answer	24	0.2%
95	Not had sex with this partner in the last 4 weeks	0	
98	Don't know	0	
Sysmiss		24000	
Warning: these figures indicate the number of cases found in the data file. They cannot be interpreted as summary statistics of the population of interest.			
# hq_everon_tb_treat: Have you ever received TB treatment?			
Information	[Type= discrete] [Format=numeric] [Range= 0-98] [Missing=*]		
Statistics [NW/ W]	[Valid=13068 /-] [Invalid=23999 /-]		
Value	Label	Cases	Percentage
0	No, I have never had it	0	
1	Yes	1054	8.1%
2	No	11991	91.8%
3	Yes, but not sure about the exact age	0	
93	Prefer not to answer	23	0.2%
95	Not had sex with this partner in the last 4 weeks	0	
98	Don't know	0	
Sysmiss		23999	
Warning: these figures indicate the number of cases found in the data file. They cannot be interpreted as summary statistics of the population of interest.			
# hq_start_tb_treat: Were you started on TB treatment in the past 12 months?			
Information	[Type= discrete] [Format=numeric] [Range= 0-98] [Missing=*]		
Statistics [NW/ W]	[Valid=1054 /-] [Invalid=36013 /-]		
Value	Label	Cases	Percentage
0	No, I have never had it	0	

# hq_start_tb_treat: Were you started on TB treatment in the past 12 months?			
Value	Label	Cases	Percentage
1	Yes	246	<div><div></div></div> 23.3%
2	No	807	<div><div></div></div> 76.6%
3	Yes, but not sure about the exact age	0	
93	Prefer not to answer	1	0.1%
95	Not had sex with this partner in the last 4 weeks	0	
98	Don't know	0	
Sysmiss		36013	
Warning: these figures indicate the number of cases found in the data file. They cannot be interpreted as summary statistics of the population of interest.			
# hq_currn_tb_treat: Are you currently receiving TB treatment?			
Information	[Type= discrete] [Format=numeric] [Range= 0-98] [Missing=*]		
Statistics [NW/ W]	[Valid=1054 -/] [Invalid=36013 -/]		
Value	Label	Cases	Percentage
0	No, I have never had it	0	
1	Yes	70	<div><div></div></div> 6.6%
2	No	983	<div><div></div></div> 93.3%
3	Yes, but not sure about the exact age	0	
93	Prefer not to answer	1	0.1%
95	Not had sex with this partner in the last 4 weeks	0	
98	Don't know	0	
Sysmiss		36013	
Warning: these figures indicate the number of cases found in the data file. They cannot be interpreted as summary statistics of the population of interest.			
# hq_everon_bp_treat: Have you ever received BP treatment?			
Information	[Type= discrete] [Format=numeric] [Range= 0-98] [Missing=*]		
Statistics [NW/ W]	[Valid=13068 -/] [Invalid=23999 -/]		
Value	Label	Cases	Percentage
0	No, I have never had it	0	
1	Yes	2507	<div><div></div></div> 19.2%
2	No	10505	<div><div></div></div> 80.4%
3	Yes, but not sure about the exact age	0	
93	Prefer not to answer	38	0.3%
95	Not had sex with this partner in the last 4 weeks	0	
98	Don't know	18	0.1%
Sysmiss		23999	
Warning: these figures indicate the number of cases found in the data file. They cannot be interpreted as summary statistics of the population of interest.			
# hq_start_bp_treat: Were you started on BP treatment in the past 12 months?			
Information	[Type= discrete] [Format=numeric] [Range= 0-98] [Missing=*]		
Statistics [NW/ W]	[Valid=2508 -/] [Invalid=34559 -/]		
Value	Label	Cases	Percentage
0	No, I have never had it	0	
1	Yes	2001	<div><div></div></div> 79.8%
2	No	502	<div><div></div></div> 20.0%
3	Yes, but not sure about the exact age	0	
93	Prefer not to answer	4	0.2%

# hq_start_bp_treat: Were you started on BP treatment in the past 12 months?			
Value	Label	Cases	Percentage
95	Not had sex with this partner in the last 4 weeks	0	
98	Don't know	1	0.0%
Sysmiss		34559	
Warning: these figures indicate the number of cases found in the data file. They cannot be interpreted as summary statistics of the population of interest.			
# hq_curron_bp_treat: Are you currently receiving BP treatment?			
Information	[Type= discrete] [Format=numeric] [Range= 0-98] [Missing=*]		
Statistics [NW/ W]	[Valid=2506 /-] [Invalid=34561 /-]		
Value	Label	Cases	Percentage
0	No, I have never had it	0	
1	Yes	2120	84.6%
2	No	382	15.2%
3	Yes, but not sure about the exact age	0	
93	Prefer not to answer	4	0.2%
95	Not had sex with this partner in the last 4 weeks	0	
98	Don't know	0	
Sysmiss		34561	
Warning: these figures indicate the number of cases found in the data file. They cannot be interpreted as summary statistics of the population of interest.			
# hq_everon_diabetes_treat: Have you ever received diabetes treatment?			
Information	[Type= discrete] [Format=numeric] [Range= 0-98] [Missing=*]		
Statistics [NW/ W]	[Valid=13045 /-] [Invalid=24022 /-]		
Value	Label	Cases	Percentage
0	No, I have never had it	0	
1	Yes	590	4.5%
2	No	12388	95.0%
3	Yes, but not sure about the exact age	0	
93	Prefer not to answer	44	0.3%
95	Not had sex with this partner in the last 4 weeks	0	
98	Don't know	23	0.2%
Sysmiss		24022	
Warning: these figures indicate the number of cases found in the data file. They cannot be interpreted as summary statistics of the population of interest.			
# hq_start_diabetes_treat: Were you started on diabetes treatment in the past 12 months?			
Information	[Type= discrete] [Format=numeric] [Range= 0-98] [Missing=*]		
Statistics [NW/ W]	[Valid=588 /-] [Invalid=36479 /-]		
Value	Label	Cases	Percentage
0	No, I have never had it	0	
1	Yes	474	80.6%
2	No	113	19.2%
3	Yes, but not sure about the exact age	0	
93	Prefer not to answer	1	0.2%
95	Not had sex with this partner in the last 4 weeks	0	
98	Don't know	0	
Sysmiss		36479	
Warning: these figures indicate the number of cases found in the data file. They cannot be interpreted as summary statistics of the population of interest.			

# hq_curron_diabetes_treat: Are you currently receiving diabetes treatment?			
Information		[Type= discrete] [Format=numeric] [Range= 0-98] [Missing=*]	
Statistics [NW/ W]		[Valid=590 /-] [Invalid=36477 /-]	
Value	Label	Cases	Percentage
0	No, I have never had it	0	
1	Yes	504	<div><div></div></div> 85.4%
2	No	85	<div><div></div></div> 14.4%
3	Yes, but not sure about the exact age	0	
93	Prefer not to answer	1	<div><div></div></div> 0.2%
95	Not had sex with this partner in the last 4 weeks	0	
98	Don't know	0	
Sysmiss		36477	
Warning: these figures indicate the number of cases found in the data file. They cannot be interpreted as summary statistics of the population of interest.			
# hq_prev_arttreat: Have you ever taken ART for your own health?			
Information		[Type= discrete] [Format=numeric] [Range= 0-98] [Missing=*]	
Statistics [NW/ W]		[Valid=2826 /-] [Invalid=34241 /-]	
Value	Label	Cases	Percentage
0	No, I have never had it	0	
1	Yes	2453	<div><div></div></div> 86.8%
2	No	371	<div><div></div></div> 13.1%
3	Yes, but not sure about the exact age	0	
93	Prefer not to answer	2	<div><div></div></div> 0.1%
95	Not had sex with this partner in the last 4 weeks	0	
98	Don't know	0	
Sysmiss		34241	
Warning: these figures indicate the number of cases found in the data file. They cannot be interpreted as summary statistics of the population of interest.			
# hq_art_takenstop: Have you ever had to stop ART?			
Information		[Type= discrete] [Format=numeric] [Range= 0-98] [Missing=*]	
Statistics [NW/ W]		[Valid=2454 /-] [Invalid=34613 /-]	
Value	Label	Cases	Percentage
0	No, I have never had it	0	
1	Yes	70	<div><div></div></div> 2.9%
2	No	2381	<div><div></div></div> 97.0%
3	Yes, but not sure about the exact age	0	
93	Prefer not to answer	3	<div><div></div></div> 0.1%
95	Not had sex with this partner in the last 4 weeks	0	
98	Don't know	0	
Sysmiss		34613	
Warning: these figures indicate the number of cases found in the data file. They cannot be interpreted as summary statistics of the population of interest.			
# hq_art_reastakenstop: Please provide the reason for stopping ART:			
Information		[Type= discrete] [Format=character] [Missing=*]	
Statistics [NW/ W]		[Valid=70 /-]	
# hq_prep_knowof: Have you ever heard of PrEP? (These are tablets that people who do not have HIV			
Information		[Type= discrete] [Format=numeric] [Range= 0-98] [Missing=*]	

# hq_prep_knowof: Have you ever heard of PrEP? (These are tablets that people who do not have HIV)			
Statistics [NW/ W]		[Valid=13068 /-] [Invalid=23999 /-]	
Value	Label	Cases	Percentage
0	No, I have never had it	0	
1	Yes	377	<div><div></div>2.9%</div>
2	No	12626	<div><div></div>96.6%</div>
3	Yes, but not sure about the exact age	0	
93	Prefer not to answer	65	<div><div></div>0.5%</div>
95	Not had sex with this partner in the last 4 weeks	0	
98	Don't know	0	
Sysmiss		23999	
Warning: these figures indicate the number of cases found in the data file. They cannot be interpreted as summary statistics of the population of interest.			
# hq_prep_heardwhere: Where did you hear about PrEP?			
Information		[Type= discrete] [Format=character] [Missing=*]	
Statistics [NW/ W]		[Valid=377 /-] [Invalid=0 /-]	
# hq_prep_offered: Have you ever been offered PrEP?			
Information		[Type= discrete] [Format=numeric] [Range= 0-98] [Missing=*]	
Statistics [NW/ W]		[Valid=376 /-] [Invalid=36691 /-]	
Value	Label	Cases	Percentage
0	No, I have never had it	0	
1	Yes	8	<div><div></div>2.1%</div>
2	No	367	<div><div></div>97.6%</div>
3	Yes, but not sure about the exact age	0	
93	Prefer not to answer	1	<div><div></div>0.3%</div>
95	Not had sex with this partner in the last 4 weeks	0	
98	Don't know	0	
Sysmiss		36691	
Warning: these figures indicate the number of cases found in the data file. They cannot be interpreted as summary statistics of the population of interest.			
# hq_prep_currtaken: Are you currently taking PrEP to prevent HIV?			
Information		[Type= discrete] [Format=numeric] [Range= 0-98] [Missing=*]	
Statistics [NW/ W]		[Valid=377 /-] [Invalid=36690 /-]	
Value	Label	Cases	Percentage
0	No, I have never had it	0	
1	Yes	3	<div><div></div>0.8%</div>
2	No	374	<div><div></div>99.2%</div>
3	Yes, but not sure about the exact age	0	
93	Prefer not to answer	0	
95	Not had sex with this partner in the last 4 weeks	0	
98	Don't know	0	
Sysmiss		36690	
Warning: these figures indicate the number of cases found in the data file. They cannot be interpreted as summary statistics of the population of interest.			
# hq_prep_longact_intrst: Suppose that long-acting injectable PrEP is as effective as daily oral PrEP pill			
Information		[Type= discrete] [Format=numeric] [Range= 1-5] [Missing=*]	
Statistics [NW/ W]		[Valid=13067 /-] [Invalid=24000 /-]	

# hq_prep_longact_intrst: Suppose that long-acting injectable PrEP is as effective as daily oral PrEP pill			
Value	Label	Cases	Percentage
1	I would definitely take it;	6435	<div><div></div></div> 49.2%
2	I would probably take it	3564	<div><div></div></div> 27.3%
3	I might take it	1471	<div><div></div></div> 11.3%
4	I would probably not take it	929	<div><div></div></div> 7.1%
5	I would definitely not take it<	668	<div><div></div></div> 5.1%
Sysmiss		24000	
Warning: these figures indicate the number of cases found in the data file. They cannot be interpreted as summary statistics of the population of interest.			
# hq_prep_prefer_choice: Given a choice between either long-acting injectable PrEP and daily oral PrEP, w			
Information	[Type= discrete] [Format=numeric] [Range= 1-5] [Missing=*]		
Statistics [NW/ W]	[Valid=13066 /-] [Invalid=24001 /-]		
Value	Label	Cases	Percentage
1	Long-acting injectable PrEP	7408	<div><div></div></div> 56.7%
2	Daily oral PrEP	2631	<div><div></div></div> 20.1%
3	No preference: either long-acting or daily PrEP	1091	<div><div></div></div> 8.3%
4	Either long-acting or daily PrEP - Whichever turns out to be most effective when taken as prescribed	999	<div><div></div></div> 7.6%
5	I am not interested in either daily oral PrEP or long-acting injectable PrEP	937	<div><div></div></div> 7.2%
Sysmiss		24001	
Warning: these figures indicate the number of cases found in the data file. They cannot be interpreted as summary statistics of the population of interest.			
# sr_part_req_filed: Did the participant request the fieldworker to record the sexual behaviour quest			
Information	[Type= discrete] [Format=numeric] [Range= 0-98] [Missing=*]		
Statistics [NW/ W]	[Valid=3290 /-] [Invalid=33777 /-]		
Value	Label	Cases	Percentage
0	No, I have never had it	0	
1	Yes	2218	<div><div></div></div> 67.4%
2	No	1072	<div><div></div></div> 32.6%
3	Yes, but not sure about the exact age	0	
93	Prefer not to answer	0	
95	Not had sex with this partner in the last 4 weeks	0	
98	Don't know	0	
Sysmiss		33777	
Warning: these figures indicate the number of cases found in the data file. They cannot be interpreted as summary statistics of the population of interest.			
# sr_part_req_filed_reas: If No; give the reason?			
Information	[Type= discrete] [Format=character] [Missing=*]		
Statistics [NW/ W]	[Valid=859 /-] [Invalid=0 /-]		
# sr_share_agefather: Are you willing to share how old were you the first time you made someone pregna			
Information	[Type= continuous] [Format=numeric] [Range= 1-93] [Missing=*]		
Statistics [NW/ W]	[Valid=997 /-] [Invalid=36070 /-] [Mean=6.643 /-] [StdDev=21.673 /-]		
# sr_agefather: How old were you when you first made someone pregnant?			
Information	[Type= continuous] [Format=numeric] [Range= 1-45] [Missing=*]		
Statistics [NW/ W]	[Valid=741 /-] [Invalid=36326 /-] [Mean=23.003 /-] [StdDev=4.859 /-]		

# sr_share_numchildfath: Are you willing to share the number of children you have you fathered?			
Information		[Type= discrete] [Format=numeric] [Range= 0-98] [Missing=*]	
Statistics [NW/ W]		[Valid=1012 /-] [Invalid=36055 /-]	
Value	Label	Cases	Percentage
0	No, I have never had it	0	
1	Yes	939	<div><div></div></div> 92.8%
2	No	60	<div><div></div></div> 5.9%
3	Yes, but not sure about the exact age	0	
93	Prefer not to answer	13	<div><div></div></div> 1.3%
95	Not had sex with this partner in the last 4 weeks	0	
98	Don't know	0	
Sysmiss		36055	
Warning: these figures indicate the number of cases found in the data file. They cannot be interpreted as summary statistics of the population of interest.			

# sr_circum_where: Where were you circumcised?			
Information	[Type= discrete] [Format=character] [Missing=*]		
Statistics [NW/ W]	[Valid=1371 /-] [Invalid=0 /-]		
# sr_circum_whereoth: Please specify more details on where you were circumcised:			
Information	[Type= discrete] [Format=character] [Missing=*]		
Statistics [NW/ W]	[Valid=36 /-] [Invalid=0 /-]		
# sr_currpregnant: Are you currently pregnant?			
Information	[Type= discrete] [Format=numeric] [Range= 0-98] [Missing=*]		
Statistics [NW/ W]	[Valid=5362 /-] [Invalid=31705 /-]		
Value	Label	Cases	Percentage
0	No, I have never had it	0	
1	Yes	313	<div><div></div></div> 5.8%
2	No	4998	<div><div></div></div> 93.2%
3	Yes, but not sure about the exact age	0	
93	Prefer not to answer	22	<div><div></div></div> 0.4%
95	Not had sex with this partner in the last 4 weeks	0	
98	Don't know	29	<div><div></div></div> 0.5%
Sysmiss		31705	
Warning: these figures indicate the number of cases found in the data file. They cannot be interpreted as summary statistics of the population of interest.			
# sr_share_agepregnant: Are you willing to share how old were you the first time you got pregnant?			
Information	[Type= discrete] [Format=numeric] [Range= 0-98] [Missing=*]		
Statistics [NW/ W]	[Valid=3977 /-] [Invalid=33090 /-]		
Value	Label	Cases	Percentage
0	No, I have never had it	0	
1	Yes	3288	<div><div></div></div> 82.7%
2	No	554	<div><div></div></div> 13.9%
3	Yes, but not sure about the exact age	0	
93	Prefer not to answer	135	<div><div></div></div> 3.4%
95	Not had sex with this partner in the last 4 weeks	0	
98	Don't know	0	
Sysmiss		33090	
Warning: these figures indicate the number of cases found in the data file. They cannot be interpreted as summary statistics of the population of interest.			
# sr_agepregnant: How old were you the first time you got pregnant? [age in years]			
Information	[Type= continuous] [Format=numeric] [Range= 1-997] [Missing=*]		
Statistics [NW/ W]	[Valid=3288 /-] [Invalid=33779 /-] [Mean=20.488 /-] [StdDev=18.314 /-]		
# sr_times_pregnant: How many times have you been pregnant? (including pregnancies that did not go to			
Information	[Type= continuous] [Format=numeric] [Range= 0-111] [Missing=*]		
Statistics [NW/ W]	[Valid=3848 /-] [Invalid=33219 /-] [Mean=3.441 /-] [StdDev=3.899 /-]		
# sr_times_birth: How many times have you given birth? (include both live births and stillbirths.			
Information	[Type= discrete] [Format=numeric] [Range= 0-20] [Missing=*]		
Statistics [NW/ W]	[Valid=3848 /-] [Invalid=33219 /-]		
# sr_areusemeth_avoidpreg: Are you currently using any contraceptive methods to prevent pregnancy?			
Information	[Type= discrete] [Format=numeric] [Range= 0-98] [Missing=*]		

# sr_areusemeth_avoidpreg: Are you currently using any contraceptive methods to prevent pregnancy?			
Statistics [NW/ W]		[Valid=5026 /-] [Invalid=32041 /-]	
Value	Label	Cases	Percentage
0	No, I have never had it	0	
1	Yes	1705	<div><div></div></div> 33.9%
2	No	3295	<div><div></div></div> 65.6%
3	Yes, but not sure about the exact age	0	
93	Prefer not to answer	26	<div><div></div></div> 0.5%
95	Not had sex with this partner in the last 4 weeks	0	
98	Don't know	0	
Sysmiss		32041	
Warning: these figures indicate the number of cases found in the data file. They cannot be interpreted as summary statistics of the population of interest.			
# sr_currmeth_otherspec: Other method, please specify:			
Information		[Type= discrete] [Format=character] [Missing=*]	
Statistics [NW/ W]		[Valid=12 /-] [Invalid=0 /-]	
# sr_meth_avoidpreg12mth_0: Which methods were you using?			
Information		[Type= discrete] [Format=character] [Missing=*]	
Statistics [NW/ W]		[Valid=38 /-] [Invalid=0 /-]	
# sr_meth_avoidpreg12mth_1: Which methods were you using?			
Information		[Type= discrete] [Format=character] [Missing=*]	
Statistics [NW/ W]		[Valid=543 /-] [Invalid=0 /-]	
# sr_meth_avoidpreg12mth_2: Which methods were you using?			
Information		[Type= discrete] [Format=character] [Missing=*]	
Statistics [NW/ W]		[Valid=21 /-] [Invalid=0 /-]	
# sr_meth_avoidpreg12mth_3: Which methods were you using?			
Information		[Type= discrete] [Format=character] [Missing=*]	
Statistics [NW/ W]		[Valid=45 /-] [Invalid=0 /-]	
# sr_meth_avoidpreg12mth_4: Which methods were you using?			
Information		[Type= discrete] [Format=character] [Missing=*]	
Statistics [NW/ W]		[Valid=3 /-] [Invalid=0 /-]	
# sr_meth_avoidpreg12mth_5: Which methods were you using?			
Information		[Type= discrete] [Format=character] [Missing=*]	
Statistics [NW/ W]		[Valid=20 /-] [Invalid=0 /-]	
# sr_meth_avoidpreg12mth_6: Which methods were you using?			
Information		[Type= discrete] [Format=character] [Missing=*]	
Statistics [NW/ W]		[Valid=767 /-] [Invalid=0 /-]	
# sr_meth_avoidpreg12mth_7: Which methods were you using?			
Information		[Type= discrete] [Format=character] [Missing=*]	
Statistics [NW/ W]		[Valid=87 /-] [Invalid=0 /-]	
# sr_meth_avoidpreg12mth_8: Which methods were you using?			
Information		[Type= discrete] [Format=character] [Missing=*]	

# sr_meth_avoidpreg12mth_8: Which methods were you using?			
Statistics [NW/ W]		[Valid=74 /-] [Invalid=0 /-]	
# sr_meth_avoidpreg12mth_9: Which methods were you using?			
Information		[Type= discrete] [Format=character] [Missing=*]	
Statistics [NW/ W]		[Valid=1 /-] [Invalid=0 /-]	
# sr_meth_avoidpreg12mth_10: Which methods were you using?			
Information		[Type= discrete] [Format=character] [Missing=*]	
Statistics [NW/ W]		[Valid=1 /-] [Invalid=0 /-]	
# sr_meth_avoidpreg12mth_93: Which methods were you using?			
Information		[Type= discrete] [Format=character] [Missing=*]	
Statistics [NW/ W]		[Valid=3 /-] [Invalid=0 /-]	
# sr_meth_avoidpreg12mth_96: Which methods were you using?			
Information		[Type= discrete] [Format=character] [Missing=*]	
Statistics [NW/ W]		[Valid=2 /-] [Invalid=0 /-]	
# sr_meth_otherspec12mth: Other method, please specify:			
Information		[Type= discrete] [Format=character] [Missing=*]	
Statistics [NW/ W]		[Valid=2 /-] [Invalid=0 /-]	
# srs_usecondomlasttime: Did you use a condom the LAST time you had sex (whether it was forced or agreed)			
Information		[Type= discrete] [Format=numeric] [Range= 0-98] [Missing=*]	
Statistics [NW/ W]		[Valid=6128 /-] [Invalid=30939 /-]	
Value	Label	Cases	Percentage
0	No, I have never had it	0	
1	Yes	2268	<div><div></div></div> 37.0%
2	No	3602	<div><div></div></div> 58.8%
3	Yes, but not sure about the exact age	0	
93	Prefer not to answer	258	<div><div></div></div> 4.2%
95	Not had sex with this partner in the last 4 weeks	0	
98	Don't know	0	
Sysmiss		30939	
Warning: these figures indicate the number of cases found in the data file. They cannot be interpreted as summary statistics of the population of interest.			
# srs_sv_want_tobe_contact: Would you like to be contacted to discuss the sexual/physical violence?			
Information		[Type= discrete] [Format=numeric] [Range= 0-98] [Missing=*]	
Statistics [NW/ W]		[Valid=15517 /-] [Invalid=21550 /-]	
Value	Label	Cases	Percentage
0	No, I have never had it	0	
1	Yes	531	<div><div></div></div> 3.4%
2	No	14986	<div><div></div></div> 96.6%
3	Yes, but not sure about the exact age	0	
93	Prefer not to answer	0	
95	Not had sex with this partner in the last 4 weeks	0	
98	Don't know	0	
Sysmiss		21550	
Warning: these figures indicate the number of cases found in the data file. They cannot be interpreted as summary statistics of the population of interest.			

# srs_sv_urgent_contact: Please confirm that you would like urgent contact (within 3 days) to discuss sex			
Information	[Type= discrete] [Format=numeric] [Range= 0-98] [Missing=*]		
Statistics [NW/ W]	[Valid=533 /-] [Invalid=36534 /-]		
Value	Label	Cases	Percentage
0	No, I have never had it	0	
1	Yes	453	<div><div></div></div> 85.0%
2	No	80	<div><div></div></div> 15.0%
3	Yes, but not sure about the exact age	0	
93	Prefer not to answer	0	
95	Not had sex with this partner in the last 4 weeks	0	
98	Don't know	0	
Sysmiss		36534	
Warning: these figures indicate the number of cases found in the data file. They cannot be interpreted as summary statistics of the population of interest.			
# srs_sv_contact_method: Please tell us how you would like us to contact you:			
Information	[Type= discrete] [Format=numeric] [Range= 1-2] [Missing=*]		
Statistics [NW/ W]	[Valid=528 /-] [Invalid=36539 /-]		
Value	Label	Cases	Percentage
1	Phone call	293	<div><div></div></div> 55.5%
2	Home visit by Social Worker	235	<div><div></div></div> 44.5%
Sysmiss		36539	
Warning: these figures indicate the number of cases found in the data file. They cannot be interpreted as summary statistics of the population of interest.			
# srs_sv_phonetime: Please indicate when is best to call:			
Information	[Type= discrete] [Format=character] [Missing=*]		
Statistics [NW/ W]	[Valid=295 /-]		
# srs_sv_visittime: Please indicate which time of day is best:			
Information	[Type= discrete] [Format=character] [Missing=*]		
Statistics [NW/ W]	[Valid=235 /-] [Invalid=0 /-]		
# srs_sv_additional_info: Is there anything else we need to know - please enter it here:			
Information	[Type= discrete] [Format=character] [Missing=*]		
Statistics [NW/ W]	[Valid=453 /-]		
# srs_sv_contact_status: Contact request status			
Information	[Type= discrete] [Format=character] [Missing=*]		
Statistics [NW/ W]	[Valid=0 /-] [Invalid=0 /-]		

File : AHRI.PIP.DREAMS_Componant.ContactAttempts.2018.v1

project_id: REDCap Project Identifier

Information	[Type= discrete] [Format=numeric] [Range= 290-290] [Missing=*]
Statistics [NW/ W]	[Valid=37067 /-] [Invalid=0 /-]

event_id: REDCap Event Identifier

Information	[Type= discrete] [Format=numeric] [Range= 748-748] [Missing=*]
Statistics [NW/ W]	[Valid=37067 /-] [Invalid=0 /-]

cohort: Cohort Description

Information	[Type= discrete] [Format=character] [Missing=*]
Statistics [NW/ W]	[Valid=37067 /-] [Invalid=0 /-]

round: Round Description

Information	[Type= discrete] [Format=character] [Missing=*]
Statistics [NW/ W]	[Valid=37067 /-] [Invalid=0 /-]

IIntId: Individual ID

Information	[Type= continuous] [Format=numeric] [Range= 17-220658] [Missing=*]
Statistics [NW/ W]	[Valid=37067 /-] [Invalid=0 /-] [Mean=77338.233 /-] [StdDev=51647.493 /-]

ca_weekblock: Weekblock

Information	[Type= discrete] [Format=character] [Missing=*]
Statistics [NW/ W]	[Valid=37067 /-] [Invalid=0 /-]

ca_attmp1_fielddatmp: Conducting Contact Attempt - One

Information	[Type= discrete] [Format=numeric] [Range= 0-98] [Missing=*]
Statistics [NW/ W]	[Valid=37064 /-] [Invalid=3 /-]

Value	Label	Cases	Percentage
0	No, I have never had it	0	
1	Yes	37064	100.0%
2	No	0	
3	Yes, but not sure about the exact age	0	
93	Prefer not to answer	0	
95	Not had sex with this partner in the last 4 weeks	0	
98	Don't know	0	
Sysmiss		3	

Warning: these figures indicate the number of cases found in the data file. They cannot be interpreted as summary statistics of the population of interest.

ca_attmp1_fieldstaff: Staff Member

Information	[Type= discrete] [Format=character] [Missing=*]
Statistics [NW/ W]	[Valid=37059 /-] [Invalid=0 /-]

ca_attmp1_fielddatetime: Attempt Start Date and Time

Information	[Type= discrete] [Format=character] [Missing=*]
Statistics [NW/ W]	[Valid=37058 /-]

ca_attmp1_field_contact: Was the participant contacted?

Information	[Type= discrete] [Format=numeric] [Range= 0-98] [Missing=*]
Statistics [NW/ W]	[Valid=37060 /-] [Invalid=7 /-]

File : AHRI.PIP.DREAMS_Componant.ContactAttempts.2018.v1

ca_attmp1_field_contact: Was the participant contacted?

Value	Label	Cases	Percentage
0	No, I have never had it	0	
1	Yes	18027	48.6%
2	No	19033	51.4%
3	Yes, but not sure about the exact age	0	
93	Prefer not to answer	0	
95	Not had sex with this partner in the last 4 weeks	0	
98	Don't know	0	
Sysmiss		7	

Warning: these figures indicate the number of cases found in the data file. They cannot be interpreted as summary statistics of the population of interest.

ca_attmp1_field_willing: Is participant going to be surveyed today?

Information	[Type= discrete] [Format=numeric] [Range= 0-98] [Missing=*]
Statistics [NW/ W]	[Valid=18033 /-] [Invalid=19034 /-]

Value	Label	Cases	Percentage
0	No, I have never had it	0	
1	Yes	11814	65.5%
2	No	6219	34.5%
3	Yes, but not sure about the exact age	0	
93	Prefer not to answer	0	
95	Not had sex with this partner in the last 4 weeks	0	
98	Don't know	0	
Sysmiss		19034	

Warning: these figures indicate the number of cases found in the data file. They cannot be interpreted as summary statistics of the population of interest.

ca_attmp1_field_refused: Was participation refused?

Information	[Type= discrete] [Format=numeric] [Range= 0-98] [Missing=*]
Statistics [NW/ W]	[Valid=6213 /-] [Invalid=30854 /-]

Value	Label	Cases	Percentage
0	No, I have never had it	0	
1	Yes	5924	95.3%
2	No	289	4.7%
3	Yes, but not sure about the exact age	0	
93	Prefer not to answer	0	
95	Not had sex with this partner in the last 4 weeks	0	
98	Don't know	0	
Sysmiss		30854	

Warning: these figures indicate the number of cases found in the data file. They cannot be interpreted as summary statistics of the population of interest.

ca_attmp1_field_revisit: When are you going to make a revisit?

Information	[Type= discrete] [Format=character] [Missing=*]
Statistics [NW/ W]	[Valid=268 /-]

ca_attmp1_fieldcomm: Comments for Contact attempt - One

Information	[Type= discrete] [Format=character] [Missing=*]
Statistics [NW/ W]	[Valid=23758 /-]

File : AHRI.PIP.DREAMS_Componant.ContactAttempts.2018.v1

ca_attmp2_fieldatmp: Conducting Contact Attempt - Two

Information [Type= discrete] [Format=numeric] [Range= 0-98] [Missing=*]

Statistics [NW/ W] [Valid=19333 /-] [Invalid=17734 /-]

Value	Label	Cases	Percentage
0	No, I have never had it	0	
1	Yes	4147	21.5%
2	No	15186	78.5%
3	Yes, but not sure about the exact age	0	
93	Prefer not to answer	0	
95	Not had sex with this partner in the last 4 weeks	0	
98	Don't know	0	
Sysmiss		17734	

Warning: these figures indicate the number of cases found in the data file. They cannot be interpreted as summary statistics of the population of interest.

ca_attmp2_fieldstaff: Staff Member

Information [Type= discrete] [Format=character] [Missing=*]

Statistics [NW/ W] [Valid=4145 /-] [Invalid=0 /-]

ca_attmp2_fielddatetime: Attempt Start Date and Time

Information [Type= discrete] [Format=character] [Missing=*]

Statistics [NW/ W] [Valid=4146 /-]

ca_attmp2_field_contact: Was the participant contacted?

Information [Type= discrete] [Format=numeric] [Range= 0-98] [Missing=*]

Statistics [NW/ W] [Valid=4145 /-] [Invalid=32922 /-]

Value	Label	Cases	Percentage
0	No, I have never had it	0	
1	Yes	1456	35.1%
2	No	2689	64.9%
3	Yes, but not sure about the exact age	0	
93	Prefer not to answer	0	
95	Not had sex with this partner in the last 4 weeks	0	
98	Don't know	0	
Sysmiss		32922	

Warning: these figures indicate the number of cases found in the data file. They cannot be interpreted as summary statistics of the population of interest.

ca_attmp2_field_willing: Is participant going to be surveyed today?

Information [Type= discrete] [Format=numeric] [Range= 0-98] [Missing=*]

Statistics [NW/ W] [Valid=1461 /-] [Invalid=35606 /-]

Value	Label	Cases	Percentage
0	No, I have never had it	0	
1	Yes	981	67.1%
2	No	480	32.9%
3	Yes, but not sure about the exact age	0	
93	Prefer not to answer	0	
95	Not had sex with this partner in the last 4 weeks	0	

File : AHRI.PIP.DREAMS_Componant.ContactAttempts.2018.v1

ca_attmp2_field_willing: Is participant going to be surveyed today?

Value	Label	Cases	Percentage
98	Don't know	0	
Sysmiss		35606	

Warning: these figures indicate the number of cases found in the data file. They cannot be interpreted as summary statistics of the population of interest.

ca_attmp2_field_refused: Was participation refused?

Information	[Type= discrete] [Format=numeric] [Range= 0-98] [Missing=*]
Statistics [NW/ W]	[Valid=481 /-] [Invalid=36586 /-]

Value	Label	Cases	Percentage
0	No, I have never had it	0	
1	Yes	458	95.2%
2	No	23	4.8%
3	Yes, but not sure about the exact age	0	
93	Prefer not to answer	0	
95	Not had sex with this partner in the last 4 weeks	0	
98	Don't know	0	
Sysmiss		36586	

Warning: these figures indicate the number of cases found in the data file. They cannot be interpreted as summary statistics of the population of interest.

ca_attmp2_field_revisit: When are you going to make a revisit?

Information	[Type= discrete] [Format=character] [Missing=*]
Statistics [NW/ W]	[Valid=23 /-]

ca_attmp2_fieldcomm: Comments for Contact attempt - Two

Information	[Type= discrete] [Format=character] [Missing=*]
Statistics [NW/ W]	[Valid=3110 /-]

ca_attmp3_fieldatmp: Conducting Contact Attempt - Three

Information	[Type= discrete] [Format=numeric] [Range= 0-98] [Missing=*]
Statistics [NW/ W]	[Valid=2724 /-] [Invalid=34343 /-]

Value	Label	Cases	Percentage
0	No, I have never had it	0	
1	Yes	1392	51.1%
2	No	1332	48.9%
3	Yes, but not sure about the exact age	0	
93	Prefer not to answer	0	
95	Not had sex with this partner in the last 4 weeks	0	
98	Don't know	0	
Sysmiss		34343	

Warning: these figures indicate the number of cases found in the data file. They cannot be interpreted as summary statistics of the population of interest.

ca_attmp3_fieldstaff: Staff Member

Information	[Type= discrete] [Format=character] [Missing=*]
Statistics [NW/ W]	[Valid=1393 /-] [Invalid=0 /-]

ca_attmp3_fielddatetime: Attempt Start Date and Time

Information	[Type= discrete] [Format=character] [Missing=*]
-------------	---

File : AHRI.PIP.DREAMS_Componant.ContactAttempts.2018.v1



ca_attmp3_fielddatetime: Attempt Start Date and Time

Statistics [NW/ W] [Valid=1393 /-]

ca_attmp3_field_contact: Was the participant contacted?

Information [Type= discrete] [Format=numeric] [Range= 0-98] [Missing=*]

Statistics [NW/ W] [Valid=1393 /-] [Invalid=35674 /-]


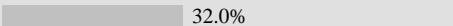
Value	Label	Cases	Percentage
0	No, I have never had it	0	
1	Yes	347	 24.9%
2	No	1046	 75.1%
3	Yes, but not sure about the exact age	0	
93	Prefer not to answer	0	
95	Not had sex with this partner in the last 4 weeks	0	
98	Don't know	0	
Sysmiss		35674	

Warning: these figures indicate the number of cases found in the data file. They cannot be interpreted as summary statistics of the population of interest.

ca_attmp3_field_willing: Is participant going to be surveyed today?

Information [Type= discrete] [Format=numeric] [Range= 0-98] [Missing=*]

Statistics [NW/ W] [Valid=347 /-] [Invalid=36720 /-]



Value	Label	Cases	Percentage
0	No, I have never had it	0	
1	Yes	236	 68.0%
2	No	111	 32.0%
3	Yes, but not sure about the exact age	0	
93	Prefer not to answer	0	
95	Not had sex with this partner in the last 4 weeks	0	
98	Don't know	0	
Sysmiss		36720	

Warning: these figures indicate the number of cases found in the data file. They cannot be interpreted as summary statistics of the population of interest.

ca_attmp3_field_refused: Was participation refused?

Information [Type= discrete] [Format=numeric] [Range= 0-98] [Missing=*]

Statistics [NW/ W] [Valid=111 /-] [Invalid=36956 /-]

Value	Label	Cases	Percentage
0	No, I have never had it	0	
1	Yes	99	 89.2%
2	No	12	 10.8%
3	Yes, but not sure about the exact age	0	
93	Prefer not to answer	0	
95	Not had sex with this partner in the last 4 weeks	0	
98	Don't know	0	
Sysmiss		36956	

Warning: these figures indicate the number of cases found in the data file. They cannot be interpreted as summary statistics of the population of interest.

ca_attmp3_fieldcomm: Comments for Contact attempt - Three

Information [Type= discrete] [Format=character] [Missing=*]

File : AHRI.PIP.DREAMS_Componant.ContactAttempts.2018.v1

ca_attmp3_fieldcomm: Comments for Contact attempt - Three

Statistics [NW/ W] [Valid=1138 /-]

ca_attmp1_trackatmp: Conducting Contact Attempt - One

Information [Type= discrete] [Format=numeric] [Range= 0-98] [Missing=*]

Statistics [NW/ W] [Valid=12214 /-] [Invalid=24853 /-]

Value	Label	Cases	Percentage
0	No, I have never had it	0	
1	Yes	12213	100.0%
2	No	1	0.0%
3	Yes, but not sure about the exact age	0	
93	Prefer not to answer	0	
95	Not had sex with this partner in the last 4 weeks	0	
98	Don't know	0	
Sysmiss		24853	

Warning: these figures indicate the number of cases found in the data file. They cannot be interpreted as summary statistics of the population of interest.

ca_attmp1_trackstaff: Staff Member

Information [Type= discrete] [Format=character] [Missing=*]

Statistics [NW/ W] [Valid=12240 /-] [Invalid=0 /-]

ca_attmp1_trackdatetime: Attempt Start Date and Time

Information [Type= discrete] [Format=character] [Missing=*]

Statistics [NW/ W] [Valid=12239 /-]

ca_attmp1_track_contact: Was the participant contacted?

Information [Type= discrete] [Format=numeric] [Range= 0-98] [Missing=*]

Statistics [NW/ W] [Valid=12239 /-] [Invalid=24828 /-]

Value	Label	Cases	Percentage
0	No, I have never had it	0	
1	Yes	6243	51.0%
2	No	5996	49.0%
3	Yes, but not sure about the exact age	0	
93	Prefer not to answer	0	
95	Not had sex with this partner in the last 4 weeks	0	
98	Don't know	0	
Sysmiss		24828	

Warning: these figures indicate the number of cases found in the data file. They cannot be interpreted as summary statistics of the population of interest.

ca_attmp1_track_willing: Is participant going to be surveyed today?

Information [Type= discrete] [Format=numeric] [Range= 0-98] [Missing=*]

Statistics [NW/ W] [Valid=6246 /-] [Invalid=30821 /-]

Value	Label	Cases	Percentage
0	No, I have never had it	0	
1	Yes	2812	45.0%
2	No	3434	55.0%
3	Yes, but not sure about the exact age	0	

File : AHRI.PIP.DREAMS_Componant.ContactAttempts.2018.v1

ca_attmp1_track_willing: Is participant going to be surveyed today?

Value	Label	Cases	Percentage
93	Prefer not to answer	0	
95	Not had sex with this partner in the last 4 weeks	0	
98	Don't know	0	
Sysmiss		30821	

Warning: these figures indicate the number of cases found in the data file. They cannot be interpreted as summary statistics of the population of interest.

ca_attmp1_track_refused: Was participation refused?

Information	[Type= discrete] [Format=numeric] [Range= 0-98] [Missing=*]
Statistics [NW/ W]	[Valid=3434 /-] [Invalid=33633 /-]

Value	Label	Cases	Percentage
0	No, I have never had it	0	
1	Yes	3424	99.7%
2	No	10	0.3%
3	Yes, but not sure about the exact age	0	
93	Prefer not to answer	0	
95	Not had sex with this partner in the last 4 weeks	0	
98	Don't know	0	
Sysmiss		33633	

Warning: these figures indicate the number of cases found in the data file. They cannot be interpreted as summary statistics of the population of interest.

ca_attmp1_track_revisit: When are you going to make a revisit?

Information	[Type= discrete] [Format=character] [Missing=*]
Statistics [NW/ W]	[Valid=12 /-]

ca_attmp1_trackcomm: Comments for Contact attempt - One

Information	[Type= discrete] [Format=character] [Missing=*]
Statistics [NW/ W]	[Valid=8843 /-]

ca_attmp2_trackattmp: Conducting Contact Attempt - Two

Information	[Type= discrete] [Format=numeric] [Range= 0-98] [Missing=*]
Statistics [NW/ W]	[Valid=5997 /-] [Invalid=31070 /-]

Value	Label	Cases	Percentage
0	No, I have never had it	0	
1	Yes	32	0.5%
2	No	5965	99.5%
3	Yes, but not sure about the exact age	0	
93	Prefer not to answer	0	
95	Not had sex with this partner in the last 4 weeks	0	
98	Don't know	0	
Sysmiss		31070	

Warning: these figures indicate the number of cases found in the data file. They cannot be interpreted as summary statistics of the population of interest.

ca_attmp2_trackstaff: Staff Member

Information	[Type= discrete] [Format=character] [Missing=*]
Statistics [NW/ W]	[Valid=33 /-] [Invalid=0 /-]

File : AHRI.PIP.DREAMS_Componant.ContactAttempts.2018.v1

ca_attmp2_trackdatetime: Attempt Start Date and Time

Information [Type= discrete] [Format=character] [Missing=*]

Statistics [NW/ W] [Valid=32 /-]

ca_attmp2_track_contact: Was the participant contacted?

Information [Type= discrete] [Format=numeric] [Range= 0-98] [Missing=*]

Statistics [NW/ W] [Valid=32 /-] [Invalid=37035 /-]

Value	Label	Cases	Percentage
0	No, I have never had it	0	
1	Yes	13	40.6%
2	No	19	59.4%
3	Yes, but not sure about the exact age	0	
93	Prefer not to answer	0	
95	Not had sex with this partner in the last 4 weeks	0	
98	Don't know	0	
Sysmiss		37035	

Warning: these figures indicate the number of cases found in the data file. They cannot be interpreted as summary statistics of the population of interest.

ca_attmp2_track_willing: Is participant going to be surveyed today?

Information [Type= discrete] [Format=numeric] [Range= 0-98] [Missing=*]

Statistics [NW/ W] [Valid=13 /-] [Invalid=37054 /-]

Value	Label	Cases	Percentage
0	No, I have never had it	0	
1	Yes	5	38.5%
2	No	8	61.5%
3	Yes, but not sure about the exact age	0	
93	Prefer not to answer	0	
95	Not had sex with this partner in the last 4 weeks	0	
98	Don't know	0	
Sysmiss		37054	

Warning: these figures indicate the number of cases found in the data file. They cannot be interpreted as summary statistics of the population of interest.

ca_attmp2_track_refused: Was participation refused?

Information [Type= discrete] [Format=numeric] [Range= 0-98] [Missing=*]

Statistics [NW/ W] [Valid=8 /-] [Invalid=37059 /-]

Value	Label	Cases	Percentage
0	No, I have never had it	0	
1	Yes	8	100.0%
2	No	0	
3	Yes, but not sure about the exact age	0	
93	Prefer not to answer	0	
95	Not had sex with this partner in the last 4 weeks	0	
98	Don't know	0	
Sysmiss		37059	

Warning: these figures indicate the number of cases found in the data file. They cannot be interpreted as summary statistics of the population of interest.

File : AHRI.PIP.DREAMS_Componant.ContactAttempts.2018.v1

ca_attmp2_track_revisit: When are you going to make a revisit?

Information	[Type= discrete] [Format=character] [Missing=*]
Statistics [NW/ W]	[Valid=0 /-]

ca_attmp2_trackcomm: Comments for Contact attempt - Two

Information	[Type= discrete] [Format=character] [Missing=*]
Statistics [NW/ W]	[Valid=25 /-] [Invalid=0 /-]

ca_attmp3_trackattmp: Conducting Contact Attempt - Three

Information	[Type= discrete] [Format=numeric] [Range= 0-98] [Missing=*]
Statistics [NW/ W]	[Valid=20 /-] [Invalid=37047 /-]

Value	Label	Cases	Percentage
0	No, I have never had it	0	
1	Yes	8	40.0%
2	No	12	60.0%
3	Yes, but not sure about the exact age	0	
93	Prefer not to answer	0	
95	Not had sex with this partner in the last 4 weeks	0	
98	Don't know	0	
Sysmiss		37047	

Warning: these figures indicate the number of cases found in the data file. They cannot be interpreted as summary statistics of the population of interest.

ca_attmp3_trackstaff: Staff Member

Information	[Type= discrete] [Format=character] [Missing=*]
Statistics [NW/ W]	[Valid=8 /-] [Invalid=0 /-]

ca_attmp3_trackdatetime: Attempt Start Date and Time

Information	[Type= discrete] [Format=character] [Missing=*]
Statistics [NW/ W]	[Valid=8 /-]

ca_attmp3_track_contact: Was the participant contacted?

Information	[Type= discrete] [Format=numeric] [Range= 0-98] [Missing=*]
Statistics [NW/ W]	[Valid=8 /-] [Invalid=37059 /-]

Value	Label	Cases	Percentage
0	No, I have never had it	0	
1	Yes	1	12.5%
2	No	7	87.5%
3	Yes, but not sure about the exact age	0	
93	Prefer not to answer	0	
95	Not had sex with this partner in the last 4 weeks	0	
98	Don't know	0	
Sysmiss		37059	

Warning: these figures indicate the number of cases found in the data file. They cannot be interpreted as summary statistics of the population of interest.

ca_attmp3_track_willing: Is participant going to be surveyed today?

Information	[Type= discrete] [Format=numeric] [Range= 0-98] [Missing=*]
Statistics [NW/ W]	[Valid=1 /-] [Invalid=37066 /-]

File : AHRI.PIP.DREAMS_Componant.ContactAttempts.2018.v1

ca_attmp3_track_willing: Is participant going to be surveyed today?

Value	Label	Cases	Percentage
0	No, I have never had it	0	
1	Yes	1	100.0%
2	No	0	
3	Yes, but not sure about the exact age	0	
93	Prefer not to answer	0	
95	Not had sex with this partner in the last 4 weeks	0	
98	Don't know	0	
Sysmiss		37066	

Warning: these figures indicate the number of cases found in the data file. They cannot be interpreted as summary statistics of the population of interest.

# ca_attmp3_track_refused: Was participation refused?			
Information		[Type= discrete] [Format=numeric] [Range= 0-98] [Missing=*]	
Statistics [NW/ W]		[Valid=0 /-] [Invalid=37067 /-]	
Value	Label	Cases	Percentage
0	No, I have never had it	0	
1	Yes	0	
2	No	0	
3	Yes, but not sure about the exact age	0	
93	Prefer not to answer	0	
95	Not had sex with this partner in the last 4 weeks	0	
98	Don't know	0	
Sysmiss		37067	
Warning: these figures indicate the number of cases found in the data file. They cannot be interpreted as summary statistics of the population of interest.			
# ca_attmp3_trackcomm: Comments for Contact attempt - Three			
Information		[Type= discrete] [Format=character] [Missing=*]	
Statistics [NW/ W]		[Valid=8 /-] [Invalid=0 /-]	
# ca_refused: Participation Refused?			
Information		[Type= discrete] [Format=numeric] [Range= 0-98] [Missing=*]	
Statistics [NW/ W]		[Valid=37067 /-] [Invalid=0 /-]	
Value	Label	Cases	Percentage
0	No, I have never had it	0	
1	Yes	9915	<div><div></div></div> 26.7%
2	No	27152	<div><div></div></div> 73.3%
3	Yes, but not sure about the exact age	0	
93	Prefer not to answer	0	
95	Not had sex with this partner in the last 4 weeks	0	
98	Don't know	0	
Warning: these figures indicate the number of cases found in the data file. They cannot be interpreted as summary statistics of the population of interest.			
# ca_refused_by: Who refuse participation?			
Information		[Type= discrete] [Format=numeric] [Range= 1-96] [Missing=*]	
Statistics [NW/ W]		[Valid=9919 /-] [Invalid=27148 /-]	
Value	Label	Cases	Percentage
1	Self	9075	<div><div></div></div> 91.5%
2	Partner	140	<div><div></div></div> 1.4%
3	HH Head	357	<div><div></div></div> 3.6%
4	BS Owner	125	<div><div></div></div> 1.3%
96	Other, specify	222	<div><div></div></div> 2.2%
Sysmiss		27148	
Warning: these figures indicate the number of cases found in the data file. They cannot be interpreted as summary statistics of the population of interest.			
# ca_refused_byoth: Specify other person who refused participation:			
Information		[Type= discrete] [Format=character] [Missing=*]	
Statistics [NW/ W]		[Valid=222 /-]	
# ca_refused_narrative: Fieldworker: Please provide refusal narrative			
Information		[Type= discrete] [Format=character] [Missing=*]	

# ca_refused_narrative: Fieldworker: Please provide refusal narrative			
Statistics [NW/ W]		[Valid=9922 /-]	
# ca_refused_approval: FOR COORDINATOR TO COMPLETE: Was this reason for refusal approved?"			
Information		[Type= discrete] [Format=character] [Missing=*]	
Statistics [NW/ W]		[Valid=159 /-] [Invalid=0 /-]	
# ca_refused_req_den: Please specify the Reason why request was denied			
Information		[Type= discrete] [Format=character] [Missing=*]	
Statistics [NW/ W]		[Valid=149 /-] [Invalid=0 /-]	
# ca_premature_comp: Was this a Pre-mature completion?			
Information		[Type= discrete] [Format=numeric] [Range= 0-98] [Missing=*]	
Statistics [NW/ W]		[Valid=14437 /-] [Invalid=22630 /-]	
Value	Label	Cases	Percentage
0	No, I have never had it	0	
1	Yes	3426	<div><div></div></div> 23.7%
2	No	11011	<div><div></div></div> 76.3%
3	Yes, but not sure about the exact age	0	
93	Prefer not to answer	0	
95	Not had sex with this partner in the last 4 weeks	0	
98	Don't know	0	
Sysmiss		22630	
Warning: these figures indicate the number of cases found in the data file. They cannot be interpreted as summary statistics of the population of interest.			
# ca_premature_reas: Select reason for pre-mature completion			
Information		[Type= discrete] [Format=numeric] [Range= 1-96] [Missing=*]	
Statistics [NW/ W]		[Valid=3429 /-] [Invalid=33638 /-]	
Value	Label	Cases	Percentage
1	Reported dead?	267	<div><div></div></div> 7.8%
2	Outmigrated outside PIPSA	2908	<div><div></div></div> 84.8%
96	Other, specify	254	<div><div></div></div> 7.4%
Sysmiss		33638	
Warning: these figures indicate the number of cases found in the data file. They cannot be interpreted as summary statistics of the population of interest.			
# ca_premature_reasoth: Specify other reason for pre-mature completion:			
Information		[Type= discrete] [Format=character] [Missing=*]	
Statistics [NW/ W]		[Valid=256 /-]	
# ca_field_handover_request: Fieldworker: Request handover of Non-Contact to Field Coordinator?			
Information		[Type= discrete] [Format=numeric] [Range= 0-98] [Missing=*]	
Statistics [NW/ W]		[Valid=20190 /-] [Invalid=16877 /-]	
Value	Label	Cases	Percentage
0	No, I have never had it	0	
1	Yes	14416	<div><div></div></div> 71.4%
2	No	5774	<div><div></div></div> 28.6%
3	Yes, but not sure about the exact age	0	
93	Prefer not to answer	0	
95	Not had sex with this partner in the last 4 weeks	0	

# ca_field_handover_request: Fieldworker: Request handover of Non-Contact to Field Coordinator?			
Value	Label	Cases	Percentage
98	Don't know	0	
Sysmiss		16877	
Warning: these figures indicate the number of cases found in the data file. They cannot be interpreted as summary statistics of the population of interest.			
# ca_field_noncontact_reas: Select reason for non-contact in field			
Information	[Type= discrete] [Format=numeric] [Range= 4-96] [Missing=*]		
Statistics [NW/ W]	[Valid=14368 /-] [Invalid=22699 /-]		
Value	Label	Cases	Percentage
4	Not found after 4 attempts	1291	<div><div></div></div> 9.0%
7	Temporarily away for more than 2 months	887	<div><div></div></div> 6.2%
8	Stay in currently Avoided BS/HH	26	<div><div></div></div> 0.2%
9	Outmigrated to unknown destination	948	<div><div></div></div> 6.6%
10	Participant is deaf, unable to communicate	94	<div><div></div></div> 0.7%
96	Other, specify	11122	<div><div></div></div> 77.4%
Sysmiss		22699	
Warning: these figures indicate the number of cases found in the data file. They cannot be interpreted as summary statistics of the population of interest.			
# ca_field_use_sign_language: Fieldworker: Can the potential participant use South African Sign Language?			
Information	[Type= discrete] [Format=numeric] [Range= 1-98] [Missing=*]		
Statistics [NW/ W]	[Valid=89 /-] [Invalid=36978 /-]		
Value	Label	Cases	Percentage
1	Fluently	3	<div><div></div></div> 3.4%
2	Not at all	76	<div><div></div></div> 85.4%
3	Moderately or little	10	<div><div></div></div> 11.2%
98	Don't know	0	
Sysmiss		36978	
Warning: these figures indicate the number of cases found in the data file. They cannot be interpreted as summary statistics of the population of interest.			
# ca_field_deaf_conf_reader: Fieldworker: Is the potential participant a confident reader (ie could use a sel			
Information	[Type= discrete] [Format=numeric] [Range= 1-98] [Missing=*]		
Statistics [NW/ W]	[Valid=89 /-] [Invalid=36978 /-]		
Value	Label	Cases	Percentage
1	Fluent reader	1	<div><div></div></div> 1.1%
2	Not at all	85	<div><div></div></div> 95.5%
3	Possibly	2	<div><div></div></div> 2.2%
98	Don't know	1	<div><div></div></div> 1.1%
Sysmiss		36978	
Warning: these figures indicate the number of cases found in the data file. They cannot be interpreted as summary statistics of the population of interest.			
# ca_field_noncontct_reasoht: Specify other reason for non-contact from field:			
Information	[Type= discrete] [Format=character] [Missing=*]		
Statistics [NW/ W]	[Valid=11137 /-]		
# ca_field_migrate_to: Provide details of directions including izigodi, local area, destination BSID an			
Information	[Type= discrete] [Format=character] [Missing=*]		
Statistics [NW/ W]	[Valid=942 /-]		

# ca_field_transnotes: Fieldworker: Please provide narrative			
Information	[Type= discrete] [Format=character] [Missing=*]		
Statistics [NW/ W]	[Valid=13381 -/]		
# ca_field_time_to_revisit_1: Fieldworker: Select best time to revisit - Afternoon			
Information	[Type= discrete] [Format=numeric] [Range= 1-96] [Missing=*]		
Statistics [NW/ W]	[Valid=1506 -/] [Invalid=35561 -/]		
Value	Label	Cases	Percentage
1	Afternoon	1506	<div></div> 100.0%
2	Afternoon and/or Sunday	0	
3	Any day and at Anytime	0	
4	After 02 weeks	0	
5	Month-end	0	
6	Week-end	0	
7	Sunday	0	
8	Mtubatuba	0	
9	At Work	0	
96	Other; Specify	0	
Sysmiss		35561	
Warning: these figures indicate the number of cases found in the data file. They cannot be interpreted as summary statistics of the population of interest.			
# ca_field_time_to_revisit_2: Fieldworker: Select best time to revisit - Afternoon and/or Sunday			
Information	[Type= discrete] [Format=numeric] [Range= 1-96] [Missing=*]		
Statistics [NW/ W]	[Valid=2448 -/] [Invalid=34619 -/]		
Value	Label	Cases	Percentage
1	Afternoon	0	
2	Afternoon and/or Sunday	2448	<div></div> 100.0%
3	Any day and at Anytime	0	
4	After 02 weeks	0	
5	Month-end	0	
6	Week-end	0	
7	Sunday	0	
8	Mtubatuba	0	
9	At Work	0	
96	Other; Specify	0	
Sysmiss		34619	
Warning: these figures indicate the number of cases found in the data file. They cannot be interpreted as summary statistics of the population of interest.			
# ca_field_time_to_revisit_3: Fieldworker: Select best time to revisit - Any day and at Anytime			
Information	[Type= discrete] [Format=numeric] [Range= 1-96] [Missing=*]		
Statistics [NW/ W]	[Valid=1756 -/] [Invalid=35311 -/]		
Value	Label	Cases	Percentage
1	Afternoon	0	
2	Afternoon and/or Sunday	0	
3	Any day and at Anytime	1756	<div></div> 100.0%
4	After 02 weeks	0	
5	Month-end	0	
6	Week-end	0	

# ca_field_time_to_revisit_3: Fieldworker: Select best time to revisit - Any day and at Anytime			
Value	Label	Cases	Percentage
7	Sunday	0	
8	Mtubatuba	0	
9	At Work	0	
96	Other; Specify	0	
Sysmiss		35311	
Warning: these figures indicate the number of cases found in the data file. They cannot be interpreted as summary statistics of the population of interest.			
# ca_field_time_to_revisit_4: Fieldworker: Select best time to revisit - After 02 weeks			
Information	[Type= discrete] [Format=numeric] [Range= 1-96] [Missing=*]		
Statistics [NW/ W]	[Valid=861 /-] [Invalid=36206 /-]		
Value	Label	Cases	Percentage
1	Afternoon	0	
2	Afternoon and/or Sunday	0	
3	Any day and at Anytime	0	
4	After 02 weeks	861	100.0%
5	Month-end	0	
6	Week-end	0	
7	Sunday	0	
8	Mtubatuba	0	
9	At Work	0	
96	Other; Specify	0	
Sysmiss		36206	
Warning: these figures indicate the number of cases found in the data file. They cannot be interpreted as summary statistics of the population of interest.			
# ca_field_time_to_revisit_5: Fieldworker: Select best time to revisit - Month-end			
Information	[Type= discrete] [Format=numeric] [Range= 1-96] [Missing=*]		
Statistics [NW/ W]	[Valid=476 /-] [Invalid=36591 /-]		
Value	Label	Cases	Percentage
1	Afternoon	0	
2	Afternoon and/or Sunday	0	
3	Any day and at Anytime	0	
4	After 02 weeks	0	
5	Month-end	476	100.0%
6	Week-end	0	
7	Sunday	0	
8	Mtubatuba	0	
9	At Work	0	
96	Other; Specify	0	
Sysmiss		36591	
Warning: these figures indicate the number of cases found in the data file. They cannot be interpreted as summary statistics of the population of interest.			
# ca_field_time_to_revisit_6: Fieldworker: Select best time to revisit - Week-end			
Information	[Type= discrete] [Format=numeric] [Range= 1-96] [Missing=*]		
Statistics [NW/ W]	[Valid=751 /-] [Invalid=36316 /-]		
Value	Label	Cases	Percentage
1	Afternoon	0	

ca_field_time_to_revisit_6: Fieldworker: Select best time to revisit - Week-end

Value	Label	Cases	Percentage
2	Afternoon and/or Sunday	0	
3	Any day and at Anytime	0	
4	After 02 weeks	0	
5	Month-end	0	
6	Week-end	751	100.0%
7	Sunday	0	
8	Mtubatuba	0	
9	At Work	0	
96	Other; Specify	0	
Sysmiss		36316	

Warning: these figures indicate the number of cases found in the data file. They cannot be interpreted as summary statistics of the population of interest.

ca_field_time_to_revisit_7: Fieldworker: Select best time to revisit - Sunday

Information	[Type= discrete] [Format=numeric] [Range= 1-96] [Missing=*]
Statistics [NW/ W]	[Valid=5565 /-] [Invalid=31502 /-]

Value	Label	Cases	Percentage
1	Afternoon	0	
2	Afternoon and/or Sunday	0	
3	Any day and at Anytime	0	
4	After 02 weeks	0	
5	Month-end	0	
6	Week-end	0	
7	Sunday	5565	100.0%
8	Mtubatuba	0	
9	At Work	0	
96	Other; Specify	0	
Sysmiss		31502	

Warning: these figures indicate the number of cases found in the data file. They cannot be interpreted as summary statistics of the population of interest.

ca_field_time_to_revisit_8: Fieldworker: Select best time to revisit - Mtubatuba

Information	[Type= discrete] [Format=numeric] [Range= 1-96] [Missing=*]
Statistics [NW/ W]	[Valid=377 /-] [Invalid=36690 /-]

Value	Label	Cases	Percentage
1	Afternoon	0	
2	Afternoon and/or Sunday	0	
3	Any day and at Anytime	0	
4	After 02 weeks	0	
5	Month-end	0	
6	Week-end	0	
7	Sunday	0	
8	Mtubatuba	377	100.0%
9	At Work	0	
96	Other; Specify	0	
Sysmiss		36690	

Warning: these figures indicate the number of cases found in the data file. They cannot be interpreted as summary statistics of the population of interest.

# ca_field_time_to_revisit_9: Fieldworker: Select best time to revisit - At Work			
Information	[Type= discrete] [Format=numeric] [Range= 1-96] [Missing=*]		
Statistics [NW/ W]	[Valid=841 /-] [Invalid=36226 /-]		
Value	Label	Cases	Percentage
1	Afternoon	0	<div></div>
2	Afternoon and/or Sunday	0	
3	Any day and at Anytime	0	
4	After 02 weeks	0	
5	Month-end	0	
6	Week-end	0	
7	Sunday	0	
8	Mtubatuba	0	
9	At Work	841	
96	Other; Specify	0	
Sysmiss		36226	
Warning: these figures indicate the number of cases found in the data file. They cannot be interpreted as summary statistics of the population of interest.			
# ca_field_time_to_revisit_96: Fieldworker: Select best time to revisit - Other; Specify			
Information	[Type= discrete] [Format=numeric] [Range= 1-96] [Missing=*]		
Statistics [NW/ W]	[Valid=1911 /-] [Invalid=35156 /-]		
Value	Label	Cases	Percentage
1	Afternoon	0	<div></div>
2	Afternoon and/or Sunday	0	
3	Any day and at Anytime	0	
4	After 02 weeks	0	
5	Month-end	0	
6	Week-end	0	
7	Sunday	0	
8	Mtubatuba	0	
9	At Work	0	
96	Other; Specify	1911	
Sysmiss		35156	
Warning: these figures indicate the number of cases found in the data file. They cannot be interpreted as summary statistics of the population of interest.			
# ca_field_timeto_revis_oth: Fieldworker: Specify other details on best time to revisit			
Information	[Type= discrete] [Format=character] [Missing=*]		
Statistics [NW/ W]	[Valid=1029 /-]		
# ca_field_coordn_approv: FROM FIELD COORDINATOR's REVIEW: Was this request to transfer to the trackers ap			
Information	[Type= discrete] [Format=character] [Missing=*]		
Statistics [NW/ W]	[Valid=62 /-] [Invalid=0 /-]		
# ca_field_reject_reas: FOR FIELD COORDINATOR's TO COMPLETE: Why was this request was denied?			
Information	[Type= discrete] [Format=character] [Missing=*]		
Statistics [NW/ W]	[Valid=58 /-] [Invalid=0 /-]		
# ca_track_handover_request: Tracker: Request handover to Special Task Team Coordinator?			
Information	[Type= discrete] [Format=numeric] [Range= 0-98] [Missing=*]		

# ca_track_handover_request: Tracker: Request handover to Special Task Team Coordinator?				
Statistics [NW/ W]		[Valid=5746 /-] [Invalid=31321 /-]		
Value	Label	Cases	Percentage	
0	No, I have never had it	0	<div><div></div></div> 98.6%	
1	Yes	5666		
2	No	80		<div><div></div></div> 1.4%
3	Yes, but not sure about the exact age	0		
93	Prefer not to answer	0		
95	Not had sex with this partner in the last 4 weeks	0		
98	Don't know	0		
Sysmiss		31321		
Warning: these figures indicate the number of cases found in the data file. They cannot be interpreted as summary statistics of the population of interest.				
# ca_track_noncontact_reas: Select reason for non-contact by Tracker				
Information		[Type= discrete] [Format=numeric] [Range= 4-96] [Missing=*]		
Statistics [NW/ W]		[Valid=5149 /-] [Invalid=31918 /-]		
Value	Label	Cases	Percentage	
4	Not found after 4 attempts	51	<div><div></div></div> 1.0%	
7	Temporarily away for more than 2 months	201	<div><div></div></div> 3.9%	
8	Stay in currently Avoided BS/HH	1	0.0%	
9	Outmigrated to unknown destination	18	0.3%	
10	Participant is deaf, unable to communicate	1	0.0%	
96	Other, specify	4877	<div><div></div></div> 94.7%	
Sysmiss		31918		
Warning: these figures indicate the number of cases found in the data file. They cannot be interpreted as summary statistics of the population of interest.				
# ca_track_use_sign_language: Tracker: Can the potential participant use South African Sign Language?				
Information		[Type= discrete] [Format=numeric] [Range= 2-2] [Missing=*]		
Statistics [NW/ W]		[Valid=1 /-] [Invalid=37066 /-]		
# ca_track_deaf_conf_reader: Tracker: Is the potential participant a confident reader (ie could use a self-co				
Information		[Type= discrete] [Format=numeric] [Missing=*]		
Statistics [NW/ W]		[Valid=0 /-] [Invalid=37067 /-]		
# ca_track_noncontet_reasoth: Specify other reason for non-contact by Tracker:				
Information		[Type= discrete] [Format=character] [Missing=*]		
Statistics [NW/ W]		[Valid=4876 /-]		
# ca_track_transnotes: Tracker: Please provide narrative				
Information		[Type= discrete] [Format=character] [Missing=*]		
Statistics [NW/ W]		[Valid=5650 /-]		
# ca_spt_coord_req: FOR SPECIAL TASK TEAM COORDINATOR TO COMPLETE: Was is the outcome of this reques				
Information		[Type= discrete] [Format=character] [Missing=*]		
Statistics [NW/ W]		[Valid=68 /-] [Invalid=0 /-]		
# ca_spt_coord_req_den: Please specify the Reason why request was denied				
Information		[Type= discrete] [Format=character] [Missing=*]		
Statistics [NW/ W]		[Valid=8 /-] [Invalid=0 /-]		

# ca_mobel_handover_request: Nurse: Request handover to Nursing Team Coordinator?			
Information	[Type= discrete] [Format=numeric] [Range= 0-98] [Missing=*]		
Statistics [NW/ W]	[Valid=27 /-] [Invalid=37040 /-]		
Value	Label	Cases	Percentage
0	No, I have never had it	0	<div><div></div></div> 100.0%
1	Yes	0	
2	No	27	
3	Yes, but not sure about the exact age	0	
93	Prefer not to answer	0	
95	Not had sex with this partner in the last 4 weeks	0	
98	Don't know	0	
Sysmiss		37040	
Warning: these figures indicate the number of cases found in the data file. They cannot be interpreted as summary statistics of the population of interest.			
# ca_mobel_noncontact_reas: Select reason for non-contact by Nurse			
Information	[Type= discrete] [Format=numeric] [Range= 4-96] [Missing=*]		
Statistics [NW/ W]	[Valid=0 /-] [Invalid=37067 /-]		
Value	Label	Cases	Percentage
4	Not found after 4 attempts	0	<div><div></div></div>
7	Temporarily away for more than 2 months	0	
8	Stay in currently Avoided BS/HH	0	
9	Outmigrated to unknown destination	0	
10	Participant is deaf, unable to communicate	0	
96	Other, specify	0	
Sysmiss		37067	
Warning: these figures indicate the number of cases found in the data file. They cannot be interpreted as summary statistics of the population of interest.			
# ca_mobel_noncontct_reasoth: Specify other reason for non-contact by Nurse:			
Information	[Type= discrete] [Format=character] [Missing=*]		
Statistics [NW/ W]	[Valid=0 /-] [Invalid=0 /-]		
# ca_mobel_transnotes: Nurse: Please provide narrative			
Information	[Type= discrete] [Format=character] [Missing=*]		
Statistics [NW/ W]	[Valid=0 /-] [Invalid=0 /-]		
# ca_mobel_coord_req: FROM NURSING TEAM COORDINATOR's REVIEW: Was this request to handover as a Non-Co			
Information	[Type= discrete] [Format=character] [Missing=*]		
Statistics [NW/ W]	[Valid=0 /-] [Invalid=0 /-]		
# ca_mobel_coord_req_den: FROM NURSING TEAM COORDINATOR's REVIEW: Why was this request was denied?			
Information	[Type= discrete] [Format=character] [Missing=*]		
Statistics [NW/ W]	[Valid=0 /-] [Invalid=0 /-]		
# ca_visitype: Visit Type			
Information	[Type= discrete] [Format=character] [Missing=*]		
Statistics [NW/ W]	[Valid=37047 /-] [Invalid=0 /-]		

# ca_visitdate: Visit Date	
Information	[Type= discrete] [Format=character] [Missing=*]
Statistics [NW/ W]	[Valid=37049 /-]

File : AHRI.PIP.DREAMS_Componant.ExposureToDREAMS.2018.v1

project_id: REDCap Project Identifier

Information	[Type= discrete] [Format=numeric] [Range= 290-290] [Missing=*]
Statistics [NW/ W]	[Valid=37067 /-] [Invalid=0 /-]

event_id: REDCap Event Identifier

Information	[Type= discrete] [Format=numeric] [Range= 748-748] [Missing=*]
Statistics [NW/ W]	[Valid=37067 /-] [Invalid=0 /-]

cohort: Cohort Description

Information	[Type= discrete] [Format=character] [Missing=*]
Statistics [NW/ W]	[Valid=37067 /-] [Invalid=0 /-]

round: Round Description





Information	[Type= discrete] [Format=character] [Missing=*]
Statistics [NW/ W]	[Valid=37067 /-] [Invalid=0 /-]

IIntId: Individual ID

Information	[Type= continuous] [Format=numeric] [Range= 17-220658] [Missing=*]
Statistics [NW/ W]	[Valid=37067 /-] [Invalid=0 /-] [Mean=77338.233 /-] [StdDev=51647.493 /-]

dm_aware_dreams: Have you heard of a program called 'DREAMS'?


Information	[Type= discrete] [Format=numeric] [Range= 0-98] [Missing=*]
Statistics [NW/ W]	[Valid=13047 /-] [Invalid=24020 /-]

Value	Label	Cases	Percentage
0	No, I have never had it	0	
1	Yes	1756	 13.5%
2	No	10592	 81.2%
3	Yes, but not sure about the exact age	0	
93	Prefer not to answer	503	 3.9%
95	Not had sex with this partner in the last 4 weeks	0	
98	Don't know	196	 1.5%
Sysmiss		24020	

Warning: these figures indicate the number of cases found in the data file. They cannot be interpreted as summary statistics of the population of interest.

dm_source_1: From where / how did you hear about DREAMS?

Information	[Type= discrete] [Format=numeric] [Range= 1-96] [Missing=*]
Statistics [NW/ W]	[Valid=125 /-] [Invalid=36942 /-]

Value	Label	Cases	Percentage
1	Mass media (TV, radio, newspaper)	125	 100.0%
2	Social media (web, Facebook, phone apps, email)	0	
3	Word of mouth (a friend, relative, neighbour)	0	
4	School	0	
5	A health facility	0	
6	A community-based or non-governmental organisation	0	
7	A government agency	0	
8	Community health workers	0	
9	Africa Centre roadshow	0	

File : AHRI.PIP.DREAMS_Componant.ExposureToDREAMS.2018.v1

dm_source_1: From where / how did you hear about DREAMS?

Value	Label	Cases	Percentage
96	Other	0	
Sysmiss		36942	

Warning: these figures indicate the number of cases found in the data file. They cannot be interpreted as summary statistics of the population of interest.

dm_source_2: From where / how did you hear about DREAMS?

Information	[Type= discrete] [Format=numeric] [Range= 1-96] [Missing=*]
Statistics [NW/ W]	[Valid=149 /-] [Invalid=36918 /-]

Value	Label	Cases	Percentage
1	Mass media (TV, radio, newspaper)	0	
2	Social media (web, Facebook, phone apps, email)	149	100.0%
3	Word of mouth (a friend, relative, neighbour)	0	
4	School	0	
5	A health facility	0	
6	A community-based or non-governmental organisation	0	
7	A government agency	0	
8	Community health workers	0	
9	Africa Centre roadshow	0	
96	Other	0	
Sysmiss		36918	

Warning: these figures indicate the number of cases found in the data file. They cannot be interpreted as summary statistics of the population of interest.

dm_source_3: From where / how did you hear about DREAMS?

Information	[Type= discrete] [Format=numeric] [Range= 1-96] [Missing=*]
Statistics [NW/ W]	[Valid=335 /-] [Invalid=36732 /-]

Value	Label	Cases	Percentage
1	Mass media (TV, radio, newspaper)	0	
2	Social media (web, Facebook, phone apps, email)	0	
3	Word of mouth (a friend, relative, neighbour)	335	100.0%
4	School	0	
5	A health facility	0	
6	A community-based or non-governmental organisation	0	
7	A government agency	0	
8	Community health workers	0	
9	Africa Centre roadshow	0	
96	Other	0	
Sysmiss		36732	

Warning: these figures indicate the number of cases found in the data file. They cannot be interpreted as summary statistics of the population of interest.

dm_source_4: From where / how did you hear about DREAMS?

Information	[Type= discrete] [Format=numeric] [Range= 1-96] [Missing=*]
Statistics [NW/ W]	[Valid=510 /-] [Invalid=36557 /-]

Value	Label	Cases	Percentage
1	Mass media (TV, radio, newspaper)	0	
2	Social media (web, Facebook, phone apps, email)	0	

File : AHRI.PIP.DREAMS_Componant.ExposureToDREAMS.2018.v1

dm_source_4: From where / how did you hear about DREAMS?

Value	Label	Cases	Percentage
3	Word of mouth (a friend, relative, neighbour)	0	
4	School	510	<div><div></div></div> 100.0%
5	A health facility	0	
6	A community-based or non-governmental organisation	0	
7	A government agency	0	
8	Community health workers	0	
9	Africa Centre roadshow	0	
96	Other	0	
Sysmiss		36557	

Warning: these figures indicate the number of cases found in the data file. They cannot be interpreted as summary statistics of the population of interest.

dm_source_5: From where / how did you hear about DREAMS?

Information	[Type= discrete] [Format=numeric] [Range= 1-96] [Missing=*]
Statistics [NW/ W]	[Valid=203 -] [Invalid=36864 -]

Value	Label	Cases	Percentage
1	Mass media (TV, radio, newspaper)	0	
2	Social media (web, Facebook, phone apps, email)	0	
3	Word of mouth (a friend, relative, neighbour)	0	
4	School	0	
5	A health facility	203	<div><div></div></div> 100.0%
6	A community-based or non-governmental organisation	0	
7	A government agency	0	
8	Community health workers	0	
9	Africa Centre roadshow	0	
96	Other	0	
Sysmiss		36864	

Warning: these figures indicate the number of cases found in the data file. They cannot be interpreted as summary statistics of the population of interest.

dm_source_6: From where / how did you hear about DREAMS?

Information	[Type= discrete] [Format=numeric] [Range= 1-96] [Missing=*]
Statistics [NW/ W]	[Valid=74 -] [Invalid=36993 -]

Value	Label	Cases	Percentage
1	Mass media (TV, radio, newspaper)	0	
2	Social media (web, Facebook, phone apps, email)	0	
3	Word of mouth (a friend, relative, neighbour)	0	
4	School	0	
5	A health facility	0	
6	A community-based or non-governmental organisation	74	<div><div></div></div> 100.0%
7	A government agency	0	
8	Community health workers	0	
9	Africa Centre roadshow	0	
96	Other	0	
Sysmiss		36993	

Warning: these figures indicate the number of cases found in the data file. They cannot be interpreted as summary statistics of the population of interest.

File : AHRI.PIP.DREAMS_Componant.ExposureToDREAMS.2018.v1

dm_source_7: From where / how did you hear about DREAMS?

Information	[Type= discrete] [Format=numeric] [Range= 1-96] [Missing=*]
Statistics [NW/ W]	[Valid=43 /-] [Invalid=37024 /-]

Value	Label	Cases	Percentage
1	Mass media (TV, radio, newspaper)	0	
2	Social media (web, Facebook, phone apps, email)	0	
3	Word of mouth (a friend, relative, neighbour)	0	
4	School	0	
5	A health facility	0	
6	A community-based or non-governmental organisation	0	
7	A government agency	43	100.0%
8	Community health workers	0	
9	Africa Centre roadshow	0	
96	Other	0	
Sysmiss		37024	

Warning: these figures indicate the number of cases found in the data file. They cannot be interpreted as summary statistics of the population of interest.

dm_source_8: From where / how did you hear about DREAMS?

Information	[Type= discrete] [Format=numeric] [Range= 1-96] [Missing=*]
Statistics [NW/ W]	[Valid=109 /-] [Invalid=36958 /-]

Value	Label	Cases	Percentage
1	Mass media (TV, radio, newspaper)	0	
2	Social media (web, Facebook, phone apps, email)	0	
3	Word of mouth (a friend, relative, neighbour)	0	
4	School	0	
5	A health facility	0	
6	A community-based or non-governmental organisation	0	
7	A government agency	0	
8	Community health workers	109	100.0%
9	Africa Centre roadshow	0	
96	Other	0	
Sysmiss		36958	

Warning: these figures indicate the number of cases found in the data file. They cannot be interpreted as summary statistics of the population of interest.

dm_source_9: From where / how did you hear about DREAMS?

Information	[Type= discrete] [Format=numeric] [Range= 1-96] [Missing=*]
Statistics [NW/ W]	[Valid=416 /-] [Invalid=36651 /-]

Value	Label	Cases	Percentage
1	Mass media (TV, radio, newspaper)	0	
2	Social media (web, Facebook, phone apps, email)	0	
3	Word of mouth (a friend, relative, neighbour)	0	
4	School	0	
5	A health facility	0	
6	A community-based or non-governmental organisation	0	
7	A government agency	0	

File : AHRI.PIP.DREAMS_Componant.ExposureToDREAMS.2018.v1

dm_source_9: From where / how did you hear about DREAMS?

Value	Label	Cases	Percentage
8	Community health workers	0	
9	Africa Centre roadshow	416	100.0%
96	Other	0	
Sysmiss		36651	

Warning: these figures indicate the number of cases found in the data file. They cannot be interpreted as summary statistics of the population of interest.

dm_source_96: From where / how did you hear about DREAMS?

Information	[Type= discrete] [Format=numeric] [Range= 1-96] [Missing=*]
Statistics [NW/ W]	[Valid=25 /-] [Invalid=37042 /-]

Value	Label	Cases	Percentage
1	Mass media (TV, radio, newspaper)	0	
2	Social media (web, Facebook, phone apps, email)	0	
3	Word of mouth (a friend, relative, neighbour)	0	
4	School	0	
5	A health facility	0	
6	A community-based or non-governmental organisation	0	
7	A government agency	0	
8	Community health workers	0	
9	Africa Centre roadshow	0	
96	Other	25	100.0%
Sysmiss		37042	

Warning: these figures indicate the number of cases found in the data file. They cannot be interpreted as summary statistics of the population of interest.

dm_source_other: Other, please specify from where / how did you hear about DREAMS?

Information	[Type= discrete] [Format=character] [Missing=*]
Statistics [NW/ W]	[Valid=25 /-] [Invalid=0 /-]

dm_invited: Have you been invited to participate in any DREAMS activity or service?

Information	[Type= discrete] [Format=numeric] [Range= 0-98] [Missing=*]
Statistics [NW/ W]	[Valid=1735 /-] [Invalid=35332 /-]

Value	Label	Cases	Percentage
0	No, I have never had it	0	
1	Yes	538	31.0%
2	No	1193	68.8%
3	Yes, but not sure about the exact age	0	
93	Prefer not to answer	0	
95	Not had sex with this partner in the last 4 weeks	0	
98	Don't know	4	0.2%
Sysmiss		35332	

Warning: these figures indicate the number of cases found in the data file. They cannot be interpreted as summary statistics of the population of interest.

dm_partic_gennorm_prog: Have you participated in the following service / program? Gender norms and Viole

Information	[Type= discrete] [Format=numeric] [Range= 0-98] [Missing=*]
Statistics [NW/ W]	[Valid=13045 /-] [Invalid=24022 /-]

File : AHRI.PIP.DREAMS_Componant.ExposureToDREAMS.2018.v1

dm_partic_gennorm_prog: Have you participated in the following service / program? Gender norms and Violence prevention

Value	Label	Cases	Percentage
0	No, I have never had it	0	
1	Yes	348	2.7%
2	No	12165	93.3%
3	Yes, but not sure about the exact age	0	
93	Prefer not to answer	532	4.1%
95	Not had sex with this partner in the last 4 weeks	0	
98	Don't know	0	
Sysmiss		24022	

Warning: these figures indicate the number of cases found in the data file. They cannot be interpreted as summary statistics of the population of interest.

dm_aware_gennorm_prog: If no, have you heard of it/are you aware of it? Gender norms and Violence prevention

Information	[Type= discrete] [Format=numeric] [Range= 0-98] [Missing=*]
Statistics [NW/ W]	[Valid=12163 /-] [Invalid=24904 /-]

Value	Label	Cases	Percentage
0	No, I have never had it	0	
1	Yes	683	5.6%
2	No	10881	89.5%
3	Yes, but not sure about the exact age	0	
93	Prefer not to answer	7	0.1%
95	Not had sex with this partner in the last 4 weeks	0	
98	Don't know	592	4.9%
Sysmiss		24904	

Warning: these figures indicate the number of cases found in the data file. They cannot be interpreted as summary statistics of the population of interest.

dm_org_gennorm_prog: If yes, who provided? Gender norms and Violence prevention related programs

Information	[Type= discrete] [Format=numeric] [Range= 1-98] [Missing=*]
Statistics [NW/ W]	[Valid=347 /-] [Invalid=36720 /-]

Value	Label	Cases	Percentage
1	Government Clinic	62	17.9%
2	NGO	207	59.7%
3	Private Doctor	1	0.3%
4	Pharmacy	0	
93	Prefer not to answer	1	0.3%
96	Other, specify	66	19.0%
98	Don't know	10	2.9%
Sysmiss		36720	

Warning: these figures indicate the number of cases found in the data file. They cannot be interpreted as summary statistics of the population of interest.

dm_org_gennorm_oth: Please specify details of the other organization. Gender norms and Violence prevention

Information	[Type= discrete] [Format=character] [Missing=*]
Statistics [NW/ W]	[Valid=58 /-] [Invalid=0 /-]

dm_partic_fintrain_prog: Have you participated in financial literacy training for girls/young women, e.g.

Information	[Type= discrete] [Format=numeric] [Range= 0-98] [Missing=*]
Statistics [NW/ W]	[Valid=13045 /-] [Invalid=24022 /-]

File : AHRI.PIP.DREAMS_Componant.ExposureToDREAMS.2018.v1

dm_partic_fintrain_prog: Have you participated in financial literacy training for girls/young women, e.g.

Value	Label	Cases	Percentage
0	No, I have never had it	0	
1	Yes	437	3.3%
2	No	12063	92.5%
3	Yes, but not sure about the exact age	0	
93	Prefer not to answer	545	4.2%
95	Not had sex with this partner in the last 4 weeks	0	
98	Don't know	0	
Sysmiss		24022	

Warning: these figures indicate the number of cases found in the data file. They cannot be interpreted as summary statistics of the population of interest.

dm_aware_fintrain_prog: If no, have you heard of it/are you aware of it? Financial literacy training

Information	[Type= discrete] [Format=numeric] [Range= 0-98] [Missing=*]
Statistics [NW/ W]	[Valid=12058 /-] [Invalid=25009 /-]

Value	Label	Cases	Percentage
0	No, I have never had it	0	
1	Yes	1716	14.2%
2	No	9700	80.4%
3	Yes, but not sure about the exact age	0	
93	Prefer not to answer	3	0.0%
95	Not had sex with this partner in the last 4 weeks	0	
98	Don't know	639	5.3%
Sysmiss		25009	

Warning: these figures indicate the number of cases found in the data file. They cannot be interpreted as summary statistics of the population of interest.

dm_org_fintrain_prog: If yes, who provided? Financial literacy training

Information	[Type= discrete] [Format=numeric] [Range= 1-98] [Missing=*]
Statistics [NW/ W]	[Valid=437 /-] [Invalid=36630 /-]

Value	Label	Cases	Percentage
1	Government Clinic	69	15.8%
2	NGO	266	60.9%
3	Private Doctor	6	1.4%
4	Pharmacy	1	0.2%
93	Prefer not to answer	1	0.2%
96	Other, specify	79	18.1%
98	Don't know	15	3.4%
Sysmiss		36630	

Warning: these figures indicate the number of cases found in the data file. They cannot be interpreted as summary statistics of the population of interest.

dm_org_fintrain_oth: Please specify details of the other organization. Financial literacy training

Information	[Type= discrete] [Format=character] [Missing=*]
Statistics [NW/ W]	[Valid=70 /-] [Invalid=0 /-]

dm_partic_entrep_prog: Have you participated in the following service/program? Vocational skills traini

Information	[Type= discrete] [Format=numeric] [Range= 0-98] [Missing=*]
Statistics [NW/ W]	[Valid=13033 /-] [Invalid=24034 /-]

File : AHRI.PIP.DREAMS_Componant.ExposureToDREAMS.2018.v1

dm_partic_entrep_prog: Have you participated in the following service/program? Vocational skills traini

Value	Label	Cases	Percentage
0	No, I have never had it	0	
1	Yes	545	4.2%
2	No	11944	91.6%
3	Yes, but not sure about the exact age	0	
93	Prefer not to answer	544	4.2%
95	Not had sex with this partner in the last 4 weeks	0	
98	Don't know	0	
Sysmiss		24034	

Warning: these figures indicate the number of cases found in the data file. They cannot be interpreted as summary statistics of the population of interest.

dm_aware_entrep_prog: If no, have you heard of it/are you aware of it? Vocational skills training, Bus

Information	[Type= discrete] [Format=numeric] [Range= 0-98] [Missing=*]
Statistics [NW/ W]	[Valid=11941 /-] [Invalid=25126 /-]

Value	Label	Cases	Percentage
0	No, I have never had it	0	
1	Yes	2458	20.6%
2	No	9156	76.7%
3	Yes, but not sure about the exact age	0	
93	Prefer not to answer	5	0.0%
95	Not had sex with this partner in the last 4 weeks	0	
98	Don't know	322	2.7%
Sysmiss		25126	

Warning: these figures indicate the number of cases found in the data file. They cannot be interpreted as summary statistics of the population of interest.

dm_org_entrep_prog: If yes, who provided? Vocational skills training, Business / entrepreneurial tra

Information	[Type= discrete] [Format=numeric] [Range= 1-98] [Missing=*]
Statistics [NW/ W]	[Valid=545 /-] [Invalid=36522 /-]

Value	Label	Cases	Percentage
1	Government Clinic	131	24.0%
2	NGO	324	59.4%
3	Private Doctor	6	1.1%
4	Pharmacy	0	
93	Prefer not to answer	3	0.6%
96	Other, specify	50	9.2%
98	Don't know	31	5.7%
Sysmiss		36522	

Warning: these figures indicate the number of cases found in the data file. They cannot be interpreted as summary statistics of the population of interest.

dm_org_entrep_oth: Please specify details of the other organization. Vocational skills training, Bu

Information	[Type= discrete] [Format=character] [Missing=*]
Statistics [NW/ W]	[Valid=44 /-] [Invalid=0 /-]

dm_partic_caregv_prog: Have you participated in the following service/program? Local program for caregi

Information	[Type= discrete] [Format=numeric] [Range= 0-98] [Missing=*]
Statistics [NW/ W]	[Valid=13027 /-] [Invalid=24040 /-]

File : AHRI.PIP.DREAMS_Componant.ExposureToDREAMS.2018.v1

dm_partic_caregv_prog: Have you participated in the following service/program? Local program for careg

Value	Label	Cases	Percentage
0	No, I have never had it	0	
1	Yes	358	2.7%
2	No	12125	93.1%
3	Yes, but not sure about the exact age	0	
93	Prefer not to answer	544	4.2%
95	Not had sex with this partner in the last 4 weeks	0	
98	Don't know	0	
Sysmiss		24040	

Warning: these figures indicate the number of cases found in the data file. They cannot be interpreted as summary statistics of the population of interest.

dm_aware_caregv_prog: If no, have you heard of it/are you aware of it? Local program for caregiving

Information	[Type= discrete] [Format=numeric] [Range= 0-98] [Missing=*]
Statistics [NW/ W]	[Valid=12125 /-] [Invalid=24942 /-]

Value	Label	Cases	Percentage
0	No, I have never had it	0	
1	Yes	1559	12.9%
2	No	10094	83.2%
3	Yes, but not sure about the exact age	0	
93	Prefer not to answer	4	0.0%
95	Not had sex with this partner in the last 4 weeks	0	
98	Don't know	468	3.9%
Sysmiss		24942	

Warning: these figures indicate the number of cases found in the data file. They cannot be interpreted as summary statistics of the population of interest.

dm_org_caregv_prog: If yes, who provided? Local program for caregiving

Information	[Type= discrete] [Format=numeric] [Range= 1-98] [Missing=*]
Statistics [NW/ W]	[Valid=358 /-] [Invalid=36709 /-]

Value	Label	Cases	Percentage
1	Government Clinic	78	21.8%
2	NGO	191	53.4%
3	Private Doctor	2	0.6%
4	Pharmacy	0	
93	Prefer not to answer	0	
96	Other, specify	76	21.2%
98	Don't know	11	3.1%
Sysmiss		36709	

Warning: these figures indicate the number of cases found in the data file. They cannot be interpreted as summary statistics of the population of interest.

dm_org_caregv_oth: Please specify details of the other organization. Local program for caregiving

Information	[Type= discrete] [Format=character] [Missing=*]
Statistics [NW/ W]	[Valid=69 /-] [Invalid=0 /-]

dm_partic_facbase_prog: Have you participated in the following service/program? Facility based (PITC, VT

Information	[Type= discrete] [Format=numeric] [Range= 0-98] [Missing=*]
Statistics [NW/ W]	[Valid=13030 /-] [Invalid=24037 /-]

File : AHRI.PIP.DREAMS_Componant.ExposureToDREAMS.2018.v1

dm_partic_facbase_prog: Have you participated in the following service/program? Facility based (PITC, VT

Value	Label	Cases	Percentage
0	No, I have never had it	0	
1	Yes	3766	28.9%
2	No	8711	66.9%
3	Yes, but not sure about the exact age	0	
93	Prefer not to answer	553	4.2%
95	Not had sex with this partner in the last 4 weeks	0	
98	Don't know	0	
Sysmiss		24037	

Warning: these figures indicate the number of cases found in the data file. They cannot be interpreted as summary statistics of the population of interest.

dm_aware_facbase_prog: If no, have you heard of it/are you aware of it? Facility based (PITC, VTC)

Information	[Type= discrete] [Format=numeric] [Range= 0-98] [Missing=*]
Statistics [NW/ W]	[Valid=8712 /-] [Invalid=28355 /-]

Value	Label	Cases	Percentage
0	No, I have never had it	0	
1	Yes	2077	23.8%
2	No	6428	73.8%
3	Yes, but not sure about the exact age	0	
93	Prefer not to answer	3	0.0%
95	Not had sex with this partner in the last 4 weeks	0	
98	Don't know	204	2.3%
Sysmiss		28355	

Warning: these figures indicate the number of cases found in the data file. They cannot be interpreted as summary statistics of the population of interest.

dm_org_facbase_prog: If yes, who provided? Facility based (PITC, VTC)

Information	[Type= discrete] [Format=numeric] [Range= 1-98] [Missing=*]
Statistics [NW/ W]	[Valid=3765 /-] [Invalid=33302 /-]

Value	Label	Cases	Percentage
1	Government Clinic	3348	88.9%
2	NGO	391	10.4%
3	Private Doctor	10	0.3%
4	Pharmacy	0	
93	Prefer not to answer	0	
96	Other, specify	12	0.3%
98	Don't know	4	0.1%
Sysmiss		33302	

Warning: these figures indicate the number of cases found in the data file. They cannot be interpreted as summary statistics of the population of interest.

dm_org_facbase_oth: Please specify details of the other organization. Facility based (PITC, VTC)

Information	[Type= discrete] [Format=character] [Missing=*]
Statistics [NW/ W]	[Valid=12 /-] [Invalid=0 /-]

dm_partic_hivtest_prog: Did you participate in this service / program? Facility based HIV testing

Information	[Type= discrete] [Format=numeric] [Range= 0-98] [Missing=*]
Statistics [NW/ W]	[Valid=13025 /-] [Invalid=24042 /-]

File : AHRI.PIP.DREAMS_Componant.ExposureToDREAMS.2018.v1

dm_partic_hivtest_prog: Did you participate in this service / program? Facility based HIV testing

Value	Label	Cases	Percentage
0	No, I have never had it	0	
1	Yes	3911	30.0%
2	No	8562	65.7%
3	Yes, but not sure about the exact age	0	
93	Prefer not to answer	552	4.2%
95	Not had sex with this partner in the last 4 weeks	0	
98	Don't know	0	
Sysmiss		24042	

Warning: these figures indicate the number of cases found in the data file. They cannot be interpreted as summary statistics of the population of interest.

dm_aware_hivtest_prog: Are you aware of the following service / program? Facility based HIV testing

Information	[Type= discrete] [Format=numeric] [Range= 0-98] [Missing=*]
Statistics [NW/ W]	[Valid=8567 /-] [Invalid=28500 /-]

Value	Label	Cases	Percentage
0	No, I have never had it	0	
1	Yes	3189	37.2%
2	No	5272	61.5%
3	Yes, but not sure about the exact age	0	
93	Prefer not to answer	0	
95	Not had sex with this partner in the last 4 weeks	0	
98	Don't know	106	1.2%
Sysmiss		28500	

Warning: these figures indicate the number of cases found in the data file. They cannot be interpreted as summary statistics of the population of interest.

dm_org_hivtest_prog: Where / from which organisation was it provided? Facility based HIV testing

Information	[Type= discrete] [Format=numeric] [Range= 1-98] [Missing=*]
Statistics [NW/ W]	[Valid=3910 /-] [Invalid=33157 /-]

Value	Label	Cases	Percentage
1	Government Clinic	1681	43.0%
2	NGO	2150	55.0%
3	Private Doctor	22	0.6%
4	Pharmacy	3	0.1%
93	Prefer not to answer	0	
96	Other, specify	48	1.2%
98	Don't know	6	0.2%
Sysmiss		33157	

Warning: these figures indicate the number of cases found in the data file. They cannot be interpreted as summary statistics of the population of interest.

dm_org_hivtest_oth: Please specify details of the other organization. Facility based HIV testing

Information	[Type= discrete] [Format=character] [Missing=*]
Statistics [NW/ W]	[Valid=33 /-] [Invalid=0 /-]

dm_partic_partest_prog: Did you participate in this service / program? Partner testing

Information	[Type= discrete] [Format=numeric] [Range= 0-98] [Missing=*]
Statistics [NW/ W]	[Valid=13015 /-] [Invalid=24052 /-]

File : AHRI.PIP.DREAMS_Componant.ExposureToDREAMS.2018.v1

dm_partic_partest_prog: Did you participate in this service / program? Partner testing

Value	Label	Cases	Percentage
0	No, I have never had it	0	
1	Yes	914	7.0%
2	No	11549	88.7%
3	Yes, but not sure about the exact age	0	
93	Prefer not to answer	552	4.2%
95	Not had sex with this partner in the last 4 weeks	0	
98	Don't know	0	
Sysmiss		24052	

Warning: these figures indicate the number of cases found in the data file. They cannot be interpreted as summary statistics of the population of interest.

dm_aware_partest_prog: Are you aware of the following service / program? Partner testing

Information	[Type= discrete] [Format=numeric] [Range= 0-98] [Missing=*]
Statistics [NW/ W]	[Valid=11551 /-] [Invalid=25516 /-]

Value	Label	Cases	Percentage
0	No, I have never had it	0	
1	Yes	4593	39.8%
2	No	6845	59.3%
3	Yes, but not sure about the exact age	0	
93	Prefer not to answer	5	0.0%
95	Not had sex with this partner in the last 4 weeks	0	
98	Don't know	108	0.9%
Sysmiss		25516	

Warning: these figures indicate the number of cases found in the data file. They cannot be interpreted as summary statistics of the population of interest.

dm_org_partest_prog: Where / from which organisation was it provided? Partner testing

Information	[Type= discrete] [Format=numeric] [Range= 1-98] [Missing=*]
Statistics [NW/ W]	[Valid=914 /-] [Invalid=36153 /-]

Value	Label	Cases	Percentage
1	Government Clinic	760	83.2%
2	NGO	136	14.9%
3	Private Doctor	15	1.6%
4	Pharmacy	2	0.2%
93	Prefer not to answer	0	
96	Other, specify	1	0.1%
98	Don't know	0	
Sysmiss		36153	

Warning: these figures indicate the number of cases found in the data file. They cannot be interpreted as summary statistics of the population of interest.

dm_org_partest_oth: Please specify details of the other organization. Partner testing

Information	[Type= discrete] [Format=character] [Missing=*]
Statistics [NW/ W]	[Valid=1 /-] [Invalid=0 /-]

dm_partic_selftest_prog: Did you participate in this service / program? HIV Self testing

Information	[Type= discrete] [Format=numeric] [Range= 0-98] [Missing=*]
Statistics [NW/ W]	[Valid=13032 /-] [Invalid=24035 /-]

File : AHRI.PIP.DREAMS_Componant.ExposureToDREAMS.2018.v1

dm_partic_selftest_prog: Did you participate in this service / program? HIV Self testing

Value	Label	Cases	Percentage
0	No, I have never had it	0	
1	Yes	700	5.4%
2	No	11778	90.4%
3	Yes, but not sure about the exact age	0	
93	Prefer not to answer	554	4.3%
95	Not had sex with this partner in the last 4 weeks	0	
98	Don't know	0	
Sysmiss		24035	

Warning: these figures indicate the number of cases found in the data file. They cannot be interpreted as summary statistics of the population of interest.

dm_aware_selftest_prog: Are you aware of the following service / program? HIV Self testing

Information	[Type= discrete] [Format=numeric] [Range= 0-98] [Missing=*]
Statistics [NW/ W]	[Valid=11774 /-] [Invalid=25293 /-]

Value	Label	Cases	Percentage
0	No, I have never had it	0	
1	Yes	3090	26.2%
2	No	8557	72.7%
3	Yes, but not sure about the exact age	0	
93	Prefer not to answer	4	0.0%
95	Not had sex with this partner in the last 4 weeks	0	
98	Don't know	123	1.0%
Sysmiss		25293	

Warning: these figures indicate the number of cases found in the data file. They cannot be interpreted as summary statistics of the population of interest.

dm_org_selftest_prog: Where / from which organisation was it provided? HIV Self testing

Information	[Type= discrete] [Format=numeric] [Range= 1-98] [Missing=*]
Statistics [NW/ W]	[Valid=700 /-] [Invalid=36367 /-]

Value	Label	Cases	Percentage
1	Government Clinic	519	74.1%
2	NGO	137	19.6%
3	Private Doctor	16	2.3%
4	Pharmacy	14	2.0%
93	Prefer not to answer	3	0.4%
96	Other, specify	10	1.4%
98	Don't know	1	0.1%
Sysmiss		36367	

Warning: these figures indicate the number of cases found in the data file. They cannot be interpreted as summary statistics of the population of interest.

dm_org_selftest_oth: Please specify details of the other organization. HIV Self testing

Information	[Type= discrete] [Format=character] [Missing=*]
Statistics [NW/ W]	[Valid=8 /-] [Invalid=0 /-]


# dm_partic_maletest_prog: Have you participated in the following service/program? services/programs for ma			
Information		[Type= discrete] [Format=numeric] [Range= 0-98] [Missing=*]	
Statistics [NW/ W]		[Valid=3998 /-] [Invalid=33069 /-]	
Value	Label	Cases	Percentage
0	No, I have never had it	0	
1	Yes	83	<div><div></div></div> 2.1%
2	No	3721	<div><div></div></div> 93.1%
3	Yes, but not sure about the exact age	0	
93	Prefer not to answer	194	<div><div></div></div> 4.9%
95	Not had sex with this partner in the last 4 weeks	0	
98	Don't know	0	
Sysmiss		33069	
Warning: these figures indicate the number of cases found in the data file. They cannot be interpreted as summary statistics of the population of interest.			
# dm_aware_maletest_prog: If no, have you heard of it/are you aware of it? Twilight HIV testing & Workplac			
Information		[Type= discrete] [Format=numeric] [Range= 0-98] [Missing=*]	
Statistics [NW/ W]		[Valid=3721 /-] [Invalid=33346 /-]	
Value	Label	Cases	Percentage
0	No, I have never had it	0	
1	Yes	900	<div><div></div></div> 24.2%
2	No	2692	<div><div></div></div> 72.3%
3	Yes, but not sure about the exact age	0	
93	Prefer not to answer	2	<div><div></div></div> 0.1%
95	Not had sex with this partner in the last 4 weeks	0	
98	Don't know	127	<div><div></div></div> 3.4%
Sysmiss		33346	
Warning: these figures indicate the number of cases found in the data file. They cannot be interpreted as summary statistics of the population of interest.			
# dm_org_maletest_prog: If yes, who provided? Twilight HIV testing & Workplace HIV testing			
Information		[Type= discrete] [Format=numeric] [Range= 1-98] [Missing=*]	
Statistics [NW/ W]		[Valid=83 /-] [Invalid=36984 /-]	
Value	Label	Cases	Percentage
1	Government Clinic	42	<div><div></div></div> 50.6%
2	NGO	20	<div><div></div></div> 24.1%
3	Private Doctor	7	<div><div></div></div> 8.4%
4	Pharmacy	0	
93	Prefer not to answer	0	
96	Other, specify	11	<div><div></div></div> 13.3%
98	Don't know	3	<div><div></div></div> 3.6%
Sysmiss		36984	
Warning: these figures indicate the number of cases found in the data file. They cannot be interpreted as summary statistics of the population of interest.			
# dm_org_maletest_oth: Please specify details of the other organization. Twilight HIV testing & Workpla			
Information		[Type= discrete] [Format=character] [Missing=*]	
Statistics [NW/ W]		[Valid=11 /-] [Invalid=0 /-]	
# dm_partic_condprov_prog: Did you participate in this service / program? Condom provision			
Information		[Type= discrete] [Format=numeric] [Range= 0-98] [Missing=*]	

# dm_partic_condprov_prog: Did you participate in this service / program? Condom provision			
Statistics [NW/ W]		[Valid=13043 /-] [Invalid=24024 /-]	
Value	Label	Cases	Percentage
0	No, I have never had it	0	
1	Yes	2471	<div><div></div></div> 18.9%
2	No	10017	<div><div></div></div> 76.8%
3	Yes, but not sure about the exact age	0	
93	Prefer not to answer	555	<div><div></div></div> 4.3%
95	Not had sex with this partner in the last 4 weeks	0	
98	Don't know	0	
Sysmiss		24024	
Warning: these figures indicate the number of cases found in the data file. They cannot be interpreted as summary statistics of the population of interest.			
# dm_aware_condprov_prog: Are you aware of the following service / program? Condom provision			
Information		[Type= discrete] [Format=numeric] [Range= 0-98] [Missing=*]	
Statistics [NW/ W]		[Valid=10018 /-] [Invalid=27049 /-]	
Value	Label	Cases	Percentage
0	No, I have never had it	0	
1	Yes	4855	<div><div></div></div> 48.5%
2	No	5106	<div><div></div></div> 51.0%
3	Yes, but not sure about the exact age	0	
93	Prefer not to answer	4	<div><div></div></div> 0.0%
95	Not had sex with this partner in the last 4 weeks	0	
98	Don't know	53	<div><div></div></div> 0.5%
Sysmiss		27049	
Warning: these figures indicate the number of cases found in the data file. They cannot be interpreted as summary statistics of the population of interest.			
# dm_org_condprov_prog: Where / from which organisation was it provided? Condom provision			
Information		[Type= discrete] [Format=numeric] [Range= 1-98] [Missing=*]	
Statistics [NW/ W]		[Valid=2472 /-] [Invalid=34595 /-]	
Value	Label	Cases	Percentage
1	Government Clinic	2161	<div><div></div></div> 87.4%
2	NGO	212	<div><div></div></div> 8.6%
3	Private Doctor	7	<div><div></div></div> 0.3%
4	Pharmacy	69	<div><div></div></div> 2.8%
93	Prefer not to answer	0	
96	Other, specify	16	<div><div></div></div> 0.6%
98	Don't know	7	<div><div></div></div> 0.3%
Sysmiss		34595	
Warning: these figures indicate the number of cases found in the data file. They cannot be interpreted as summary statistics of the population of interest.			
# dm_org_condprov_oth: Please specify details of the other organization. Condom provision			
Information		[Type= discrete] [Format=character] [Missing=*]	
Statistics [NW/ W]		[Valid=15 /-] [Invalid=0 /-]	

File : AHRI.PIP.DREAMS_Componant.ExposureToMTVShuga.2018.v1			
# project_id: REDCap Project Identifier			
Information	[Type= discrete] [Format=numeric] [Range= 290-290] [Missing=*]		
Statistics [NW/ W]	[Valid=37067 /-] [Invalid=0 /-]		
# event_id: REDCap Event Identifier			
Information	[Type= discrete] [Format=numeric] [Range= 748-748] [Missing=*]		
Statistics [NW/ W]	[Valid=37067 /-] [Invalid=0 /-]		
# cohort: Cohort Description			
Information	[Type= discrete] [Format=character] [Missing=*]		
Statistics [NW/ W]	[Valid=37067 /-] [Invalid=0 /-]		
# round: Round Description			
Information	[Type= discrete] [Format=character] [Missing=*]		
Statistics [NW/ W]	[Valid=37067 /-] [Invalid=0 /-]		
# IIntId: Individual ID			
Information	[Type= continuous] [Format=numeric] [Range= 17-220658] [Missing=*]		
Statistics [NW/ W]	[Valid=37067 /-] [Invalid=0 /-] [Mean=77338.233 /-] [StdDev=51647.493 /-]		
# ms_household_owns_tv: Do you/your household own a TV?			
Information	[Type= discrete] [Format=numeric] [Range= 0-98] [Missing=*]		
Statistics [NW/ W]	[Valid=13049 /-] [Invalid=24018 /-]		
Value	Label	Cases	Percentage
0	No, I have never had it	0	
1	Yes	10416	<div><div></div></div> 79.8%
2	No	2605	<div><div></div></div> 20.0%
3	Yes, but not sure about the exact age	0	
93	Prefer not to answer	28	<div><div></div></div> 0.2%
95	Not had sex with this partner in the last 4 weeks	0	
98	Don't know	0	
Sysmiss		24018	
Warning: these figures indicate the number of cases found in the data file. They cannot be interpreted as summary statistics of the population of interest.			
# ms_watch_tv_freq: How often do you watch TV?			
Information	[Type= discrete] [Format=numeric] [Range= 1-4] [Missing=*]		
Statistics [NW/ W]	[Valid=13049 /-] [Invalid=24018 /-]		
Value	Label	Cases	Percentage
1	Never	2521	<div><div></div></div> 19.3%
2	Daily	9664	<div><div></div></div> 74.1%
3	Weekly	715	<div><div></div></div> 5.5%
4	Monthly	149	<div><div></div></div> 1.1%
Sysmiss		24018	
Warning: these figures indicate the number of cases found in the data file. They cannot be interpreted as summary statistics of the population of interest.			
# ms_watch_tv_where: Where do you usually (by usually we mean mostly, or commonly, or regularly) watc			
Information	[Type= discrete] [Format=numeric] [Range= 1-96] [Missing=*]		
Statistics [NW/ W]	[Valid=10528 /-] [Invalid=26539 /-]		

File : AHRI.PIP.DREAMS_Componant.ExposureToMTVShuga.2018.v1

ms_watch_tv_where: Where do you usually (by usually we mean mostly, or commonly, or regularly) watc

Value	Label	Cases	Percentage
1	Home	10241	 97.3%
2	Bars	25	0.2%
3	At friend's house	192	1.8%
4	School	4	0.0%
96	Other	66	0.6%
Sysmiss		26539	



Warning: these figures indicate the number of cases found in the data file. They cannot be interpreted as summary statistics of the population of interest.

ms_watch_tv_where_oth: Please specify details on the other places where you watch

Information	[Type= discrete] [Format=character] [Missing=*]
Statistics [NW/ W]	[Valid=67 /-] [Invalid=0 /-]

ms_ever_watched_shuga: Have you ever watched MTV Shuga?



Information	[Type= discrete] [Format=numeric] [Range= 0-98] [Missing=*]
Statistics [NW/ W]	[Valid=13049 /-] [Invalid=24018 /-]

Value	Label	Cases	Percentage
0	No, I have never had it	0	
1	Yes	1389	 10.6%
2	No	11564	 88.6%
3	Yes, but not sure about the exact age	0	
93	Prefer not to answer	96	0.7%
95	Not had sex with this partner in the last 4 weeks	0	
98	Don't know	0	
Sysmiss		24018	

Warning: these figures indicate the number of cases found in the data file. They cannot be interpreted as summary statistics of the population of interest.

ms_ever_heard_of_shuga: If no - have you heard of it?

Information	[Type= discrete] [Format=numeric] [Range= 0-98] [Missing=*]
Statistics [NW/ W]	[Valid=11567 /-] [Invalid=25500 /-]

Value	Label	Cases	Percentage
0	No, I have never had it	0	
1	Yes	444	 3.8%
2	No	11105	 96.0%
3	Yes, but not sure about the exact age	0	
93	Prefer not to answer	18	0.2%
95	Not had sex with this partner in the last 4 weeks	0	
98	Don't know	0	
Sysmiss		25500	






Warning: these figures indicate the number of cases found in the data file. They cannot be interpreted as summary statistics of the population of interest.

ms_which_series_of_shuga: Which country series did you watch?

Information	[Type= discrete] [Format=numeric] [Range= 1-98] [Missing=*]
Statistics [NW/ W]	[Valid=1389 /-] [Invalid=35678 /-]

File : AHRI.PIP.DREAMS_Componant.ExposureToMTVShuga.2018.v1

ms_which_series_of_shuga: Which country series did you watch?

Value	Label	Cases	Percentage
1	South Africa	717	 51.6%
2	Nigeria	541	 38.9%
3	Kenya	22	 1.6%
96	Other; Specify	11	 0.8%
98	Don't know	98	 7.1%
Sysmiss		35678	

Warning: these figures indicate the number of cases found in the data file. They cannot be interpreted as summary statistics of the population of interest.

ms_which_series_oth: Please specify details on the other series of MTV Shugat that you have watched

Information	[Type= discrete] [Format=character] [Missing=*]
Statistics [NW/ W]	[Valid=11 /-] [Invalid=0 /-]

File : AHRI.PIP.DREAMS_Componant.IndivGeneralHealth.2018.v1

project_id: REDCap Project Identifier

Information	[Type= discrete] [Format=numeric] [Range= 290-290] [Missing=*]
Statistics [NW/ W]	[Valid=37067 /-] [Invalid=0 /-]

event_id: REDCap Event Identifier

Information	[Type= discrete] [Format=numeric] [Range= 748-748] [Missing=*]
Statistics [NW/ W]	[Valid=37067 /-] [Invalid=0 /-]

cohort: Cohort Description

Information	[Type= discrete] [Format=character] [Missing=*]
Statistics [NW/ W]	[Valid=37067 /-] [Invalid=0 /-]

round: Round Description

Information	[Type= discrete] [Format=character] [Missing=*]
Statistics [NW/ W]	[Valid=37067 /-] [Invalid=0 /-]

IIntId: Individual ID

Information	[Type= continuous] [Format=numeric] [Range= 17-220658] [Missing=*]
Statistics [NW/ W]	[Valid=37067 /-] [Invalid=0 /-] [Mean=77338.233 /-] [StdDev=51647.493 /-]

hq_descr_gen_health: How do you describe your general health at present?

Information	[Type= discrete] [Format=numeric] [Range= 1-93] [Missing=*]
Statistics [NW/ W]	[Valid=13068 /-] [Invalid=23999 /-]

Value	Label	Cases	Percentage
1	Excellent	4343	33.2%
2	Very Good or Good	7019	53.7%
3	Fair	1685	12.9%
93	Prefer not to answer	21	0.2%
Sysmiss		23999	

Warning: these figures indicate the number of cases found in the data file. They cannot be interpreted as summary statistics of the population of interest.

hq_opi_dohhosp: Have you visited out-patient department (OPD) at the DOH hospital in the past mo

Information	[Type= discrete] [Format=numeric] [Range= 0-98] [Missing=*]
Statistics [NW/ W]	[Valid=13068 /-] [Invalid=23999 /-]

Value	Label	Cases	Percentage
0	No, I have never had it	0	
1	Yes	190	1.5%
2	No	12856	98.4%
3	Yes, but not sure about the exact age	0	
93	Prefer not to answer	22	0.2%
95	Not had sex with this partner in the last 4 weeks	0	
98	Don't know	0	
Sysmiss		23999	

Warning: these figures indicate the number of cases found in the data file. They cannot be interpreted as summary statistics of the population of interest.

hq_opi_privhosp: Have you visited OPD at the private hospital in the past month?

Information	[Type= discrete] [Format=numeric] [Range= 0-98] [Missing=*]
Statistics [NW/ W]	[Valid=13067 /-] [Invalid=24000 /-]

File : AHRI.PIP.DREAMS_Componant.IndivGeneralHealth.2018.v1

hq_opi_privhosp: Have you visited OPD at the private hospital in the past month?

Value	Label	Cases	Percentage
0	No, I have never had it	0	
1	Yes	92	0.7%
2	No	12951	99.1%
3	Yes, but not sure about the exact age	0	
93	Prefer not to answer	24	0.2%
95	Not had sex with this partner in the last 4 weeks	0	
98	Don't know	0	
Sysmiss		24000	

Warning: these figures indicate the number of cases found in the data file. They cannot be interpreted as summary statistics of the population of interest.

hq_everon_tb_treat: Have you ever received TB treatment?

Information	[Type= discrete] [Format=numeric] [Range= 0-98] [Missing=*]
Statistics [NW/ W]	[Valid=13068 /-] [Invalid=23999 /-]

Value	Label	Cases	Percentage
0	No, I have never had it	0	
1	Yes	1054	8.1%
2	No	11991	91.8%
3	Yes, but not sure about the exact age	0	
93	Prefer not to answer	23	0.2%
95	Not had sex with this partner in the last 4 weeks	0	
98	Don't know	0	
Sysmiss		23999	

Warning: these figures indicate the number of cases found in the data file. They cannot be interpreted as summary statistics of the population of interest.

hq_start_tb_treat: Were you started on TB treatment in the past 12 months?

Information	[Type= discrete] [Format=numeric] [Range= 0-98] [Missing=*]
Statistics [NW/ W]	[Valid=1054 /-] [Invalid=36013 /-]

Value	Label	Cases	Percentage
0	No, I have never had it	0	
1	Yes	246	23.3%
2	No	807	76.6%
3	Yes, but not sure about the exact age	0	
93	Prefer not to answer	1	0.1%
95	Not had sex with this partner in the last 4 weeks	0	
98	Don't know	0	
Sysmiss		36013	

Warning: these figures indicate the number of cases found in the data file. They cannot be interpreted as summary statistics of the population of interest.

hq_currn_tb_treat: Are you currently receiving TB treatment?

Information	[Type= discrete] [Format=numeric] [Range= 0-98] [Missing=*]
Statistics [NW/ W]	[Valid=1054 /-] [Invalid=36013 /-]

Value	Label	Cases	Percentage
0	No, I have never had it	0	
1	Yes	70	6.6%

File : AHRI.PIP.DREAMS_Componant.IndivGeneralHealth.2018.v1

hq_currn_tb_treat: Are you currently receiving TB treatment?

Value	Label	Cases	Percentage
2	No	983	93.3%
3	Yes, but not sure about the exact age	0	
93	Prefer not to answer	1	0.1%
95	Not had sex with this partner in the last 4 weeks	0	
98	Don't know	0	
Sysmiss		36013	

Warning: these figures indicate the number of cases found in the data file. They cannot be interpreted as summary statistics of the population of interest.

hq_everon_bp_treat: Have you ever received BP treatment?

Information	[Type= discrete] [Format=numeric] [Range= 0-98] [Missing=*]
Statistics [NW/ W]	[Valid=13068 /-] [Invalid=23999 /-]

Value	Label	Cases	Percentage
0	No, I have never had it	0	
1	Yes	2507	19.2%
2	No	10505	80.4%
3	Yes, but not sure about the exact age	0	
93	Prefer not to answer	38	0.3%
95	Not had sex with this partner in the last 4 weeks	0	
98	Don't know	18	0.1%
Sysmiss		23999	

Warning: these figures indicate the number of cases found in the data file. They cannot be interpreted as summary statistics of the population of interest.

hq_start_bp_treat: Were you started on BP treatment in the past 12 months?

Information	[Type= discrete] [Format=numeric] [Range= 0-98] [Missing=*]
Statistics [NW/ W]	[Valid=2508 /-] [Invalid=34559 /-]

Value	Label	Cases	Percentage
0	No, I have never had it	0	
1	Yes	2001	79.8%
2	No	502	20.0%
3	Yes, but not sure about the exact age	0	
93	Prefer not to answer	4	0.2%
95	Not had sex with this partner in the last 4 weeks	0	
98	Don't know	1	0.0%
Sysmiss		34559	

Warning: these figures indicate the number of cases found in the data file. They cannot be interpreted as summary statistics of the population of interest.

hq_currn_bp_treat: Are you currently receiving BP treatment?

Information	[Type= discrete] [Format=numeric] [Range= 0-98] [Missing=*]
Statistics [NW/ W]	[Valid=2506 /-] [Invalid=34561 /-]

Value	Label	Cases	Percentage
0	No, I have never had it	0	
1	Yes	2120	84.6%
2	No	382	15.2%
3	Yes, but not sure about the exact age	0	

File : AHRI.PIP.DREAMS_Componant.IndivGeneralHealth.2018.v1

hq_currn_bp_treat: Are you currently receiving BP treatment?

Value	Label	Cases	Percentage
93	Prefer not to answer	4	0.2%
95	Not had sex with this partner in the last 4 weeks	0	
98	Don't know	0	
Sysmiss		34561	

Warning: these figures indicate the number of cases found in the data file. They cannot be interpreted as summary statistics of the population of interest.

hq_everon_diabetes_treat: Have you ever received diabetes treatment?

Information	[Type= discrete] [Format=numeric] [Range= 0-98] [Missing=*]
Statistics [NW/ W]	[Valid=13045 /-] [Invalid=24022 /-]

Value	Label	Cases	Percentage
0	No, I have never had it	0	
1	Yes	590	4.5%
2	No	12388	95.0%
3	Yes, but not sure about the exact age	0	
93	Prefer not to answer	44	0.3%
95	Not had sex with this partner in the last 4 weeks	0	
98	Don't know	23	0.2%
Sysmiss		24022	

Warning: these figures indicate the number of cases found in the data file. They cannot be interpreted as summary statistics of the population of interest.

hq_start_diabetes_treat: Were you started on diabetes treatment in the past 12 months?

Information	[Type= discrete] [Format=numeric] [Range= 0-98] [Missing=*]
Statistics [NW/ W]	[Valid=588 /-] [Invalid=36479 /-]

Value	Label	Cases	Percentage
0	No, I have never had it	0	
1	Yes	474	80.6%
2	No	113	19.2%
3	Yes, but not sure about the exact age	0	
93	Prefer not to answer	1	0.2%
95	Not had sex with this partner in the last 4 weeks	0	
98	Don't know	0	
Sysmiss		36479	

Warning: these figures indicate the number of cases found in the data file. They cannot be interpreted as summary statistics of the population of interest.

hq_currn_diabetes_treat: Are you currently receiving diabetes treatment?

Information	[Type= discrete] [Format=numeric] [Range= 0-98] [Missing=*]
Statistics [NW/ W]	[Valid=590 /-] [Invalid=36477 /-]

Value	Label	Cases	Percentage
0	No, I have never had it	0	
1	Yes	504	85.4%
2	No	85	14.4%
3	Yes, but not sure about the exact age	0	
93	Prefer not to answer	1	0.2%
95	Not had sex with this partner in the last 4 weeks	0	

File : AHRI.PIP.DREAMS_Componant.IndivGeneralHealth.2018.v1

hq_currn_diabetes_treat: Are you currently receiving diabetes treatment?

Value	Label	Cases	Percentage
98	Don't know	0	
Sysmiss		36477	

Warning: these figures indicate the number of cases found in the data file. They cannot be interpreted as summary statistics of the population of interest.

hq_prev_arttreat: Have you ever taken ART for your own health?

Information	[Type= discrete] [Format=numeric] [Range= 0-98] [Missing=*]
Statistics [NW/ W]	[Valid=2826 /-] [Invalid=34241 /-]

Value	Label	Cases	Percentage
0	No, I have never had it	0	
1	Yes	2453	86.8%
2	No	371	13.1%
3	Yes, but not sure about the exact age	0	
93	Prefer not to answer	2	0.1%
95	Not had sex with this partner in the last 4 weeks	0	
98	Don't know	0	
Sysmiss		34241	

Warning: these figures indicate the number of cases found in the data file. They cannot be interpreted as summary statistics of the population of interest.

hq_art_takenstop: Have you ever had to stop ART?

Information	[Type= discrete] [Format=numeric] [Range= 0-98] [Missing=*]
Statistics [NW/ W]	[Valid=2454 /-] [Invalid=34613 /-]

Value	Label	Cases	Percentage
0	No, I have never had it	0	
1	Yes	70	2.9%
2	No	2381	97.0%
3	Yes, but not sure about the exact age	0	
93	Prefer not to answer	3	0.1%
95	Not had sex with this partner in the last 4 weeks	0	
98	Don't know	0	
Sysmiss		34613	

Warning: these figures indicate the number of cases found in the data file. They cannot be interpreted as summary statistics of the population of interest.

hq_art_reastakenstop: Please provide the reason for stopping ART:

Information	[Type= discrete] [Format=character] [Missing=*]
Statistics [NW/ W]	[Valid=70 /-]

hq_prep_knowof: Have you ever heard of PrEP? (These are tablets that people who do not have HIV

Information	[Type= discrete] [Format=numeric] [Range= 0-98] [Missing=*]
Statistics [NW/ W]	[Valid=13068 /-] [Invalid=23999 /-]

Value	Label	Cases	Percentage
0	No, I have never had it	0	
1	Yes	377	2.9%
2	No	12626	96.6%
3	Yes, but not sure about the exact age	0	
93	Prefer not to answer	65	0.5%

File : AHRI.PIP.DREAMS_Componant.IndivGeneralHealth.2018.v1

hq_prep_knowof: Have you ever heard of PrEP? (These are tablets that people who do not have HIV)

Value	Label	Cases	Percentage
95	Not had sex with this partner in the last 4 weeks	0	
98	Don't know	0	
Sysmiss		23999	

Warning: these figures indicate the number of cases found in the data file. They cannot be interpreted as summary statistics of the population of interest.

hq_prep_heardwhere: Where did you hear about PrEP?

Information	[Type= discrete] [Format=character] [Missing=*]
Statistics [NW/ W]	[Valid=377 /-] [Invalid=0 /-]

hq_prep_offered: Have you ever been offered PrEP?

Information	[Type= discrete] [Format=numeric] [Range= 0-98] [Missing=*]
Statistics [NW/ W]	[Valid=376 /-] [Invalid=36691 /-]

Value	Label	Cases	Percentage
0	No, I have never had it	0	
1	Yes	8	2.1%
2	No	367	97.6%
3	Yes, but not sure about the exact age	0	
93	Prefer not to answer	1	0.3%
95	Not had sex with this partner in the last 4 weeks	0	
98	Don't know	0	
Sysmiss		36691	

Warning: these figures indicate the number of cases found in the data file. They cannot be interpreted as summary statistics of the population of interest.

hq_prep_currtaken: Are you currently taking PrEP to prevent HIV?

Information	[Type= discrete] [Format=numeric] [Range= 0-98] [Missing=*]
Statistics [NW/ W]	[Valid=377 /-] [Invalid=36690 /-]

Value	Label	Cases	Percentage
0	No, I have never had it	0	
1	Yes	3	0.8%
2	No	374	99.2%
3	Yes, but not sure about the exact age	0	
93	Prefer not to answer	0	
95	Not had sex with this partner in the last 4 weeks	0	
98	Don't know	0	
Sysmiss		36690	

Warning: these figures indicate the number of cases found in the data file. They cannot be interpreted as summary statistics of the population of interest.

hq_prep_longact_intrst: Suppose that long-acting injectable PrEP is as effective as daily oral PrEP pill

Information	[Type= discrete] [Format=numeric] [Range= 1-5] [Missing=*]
Statistics [NW/ W]	[Valid=13067 /-] [Invalid=24000 /-]

Value	Label	Cases	Percentage
1	I would definitely take it;	6435	49.2%
2	I would probably take it	3564	27.3%
3	I might take it	1471	11.3%
4	I would probably not take it	929	7.1%

File : AHRI.PIP.DREAMS_Componant.IndivGeneralHealth.2018.v1






hq_prep_longact_intrst: Suppose that long-acting injectable PrEP is as effective as daily oral PrEP pill

Value	Label	Cases	Percentage
5	I would definitely not take it<	668	 5.1%
Sysmiss		24000	

Warning: these figures indicate the number of cases found in the data file. They cannot be interpreted as summary statistics of the population of interest.

hq_prep_prefer_choice: Given a choice between either long-acting injectable PrEP and daily oral PrEP, w

Information	[Type= discrete] [Format=numeric] [Range= 1-5] [Missing=*]
Statistics [NW/ W]	[Valid=13066 /-] [Invalid=24001 /-]

Value	Label	Cases	Percentage
1	Long-acting injectable PrEP	7408	 56.7%
2	Daily oral PrEP	2631	 20.1%
3	No preference: either long-acting or daily PrEP	1091	 8.3%
4	Either long-acting or daily PrEP - Whichever turns out to be most effective when taken as prescribed	999	 7.6%
5	I am not interested in either daily oral PrEP or long-acting injectable PrEP	937	 7.2%
Sysmiss		24001	

Warning: these figures indicate the number of cases found in the data file. They cannot be interpreted as summary statistics of the population of interest.

File : AHRI.PIP.DREAMS_Componant.InformedConsent.2018.v1

project_id: REDCap Project Identifier

Information	[Type= discrete] [Format=numeric] [Range= 290-290] [Missing=*]
Statistics [NW/ W]	[Valid=37067 /-] [Invalid=0 /-]

event_id: REDCap Event Identifier

Information	[Type= discrete] [Format=numeric] [Range= 748-748] [Missing=*]
Statistics [NW/ W]	[Valid=37067 /-] [Invalid=0 /-]

cohort: Cohort Description

Information	[Type= discrete] [Format=character] [Missing=*]
Statistics [NW/ W]	[Valid=37067 /-] [Invalid=0 /-]

round: Round Description

Information	[Type= discrete] [Format=character] [Missing=*]
Statistics [NW/ W]	[Valid=37067 /-] [Invalid=0 /-]

IIntId: Individual ID

Information	[Type= continuous] [Format=numeric] [Range= 17-220658] [Missing=*]
Statistics [NW/ W]	[Valid=37067 /-] [Invalid=0 /-] [Mean=77338.233 /-] [StdDev=51647.493 /-]

ic_indv_dreamsincentive: Do you agree to receive R10 airtime?

Information	[Type= discrete] [Format=numeric] [Range= 0-98] [Missing=*]
Statistics [NW/ W]	[Valid=15679 /-] [Invalid=21388 /-]

Value	Label	Cases	Percentage
0	No, I have never had it	0	
1	Yes	14331	91.4%
2	No	1348	8.6%
3	Yes, but not sure about the exact age	0	
93	Prefer not to answer	0	
95	Not had sex with this partner in the last 4 weeks	0	
98	Don't know	0	
Sysmiss		21388	

Warning: these figures indicate the number of cases found in the data file. They cannot be interpreted as summary statistics of the population of interest.

ic_indiv_dreamsquestions: Consent DREAMS questions

Information	[Type= discrete] [Format=numeric] [Range= 0-98] [Missing=*]
Statistics [NW/ W]	[Valid=37067 /-] [Invalid=0 /-]

Value	Label	Cases	Percentage
0	No, I have never had it	0	
1	Yes	13069	35.3%
2	No	23998	64.7%
3	Yes, but not sure about the exact age	0	
93	Prefer not to answer	0	
95	Not had sex with this partner in the last 4 weeks	0	
98	Don't know	0	

Warning: these figures indicate the number of cases found in the data file. They cannot be interpreted as summary statistics of the population of interest.

File : AHRI.PIP.DREAMS_Componant.PersonalInformation.2018.v1

project_id: REDCap Project Identifier

Information	[Type= discrete] [Format=numeric] [Range= 290-290] [Missing=*]
Statistics [NW/ W]	[Valid=37067 /-] [Invalid=0 /-]

event_id: REDCap Event Identifier

Information	[Type= discrete] [Format=numeric] [Range= 748-748] [Missing=*]
Statistics [NW/ W]	[Valid=37067 /-] [Invalid=0 /-]

cohort: Cohort Description

Information	[Type= discrete] [Format=character] [Missing=*]
Statistics [NW/ W]	[Valid=37067 /-] [Invalid=0 /-]

round: Round Description

Information	[Type= discrete] [Format=character] [Missing=*]
Statistics [NW/ W]	[Valid=37067 /-] [Invalid=0 /-]

IIntId: Individual ID

Information	[Type= continuous] [Format=numeric] [Range= 17-220658] [Missing=*]
Statistics [NW/ W]	[Valid=37067 /-] [Invalid=0 /-] [Mean=77338.233 /-] [StdDev=51647.493 /-]

BSIntId: BSID

Information	[Type= continuous] [Format=numeric] [Range= 11-92917] [Missing=*]
Statistics [NW/ W]	[Valid=35165 /-] [Invalid=1902 /-] [Mean=9204.05 /-] [StdDev=10647.597 /-]

urban_or_rural: Is BSID location categorised as urban or rural?

Information	[Type= discrete] [Format=character] [Missing=*]
Statistics [NW/ W]	[Valid=35142 /-] [Invalid=0 /-]

HHIntId: HHID

Information	[Type= continuous] [Format=numeric] [Range= 11-43677] [Missing=*]
Statistics [NW/ W]	[Valid=35142 /-] [Invalid=1925 /-] [Mean=12381.683 /-] [StdDev=10204.589 /-]

isigodi: Isigodi Name

Information	[Type= discrete] [Format=character] [Missing=*]
Statistics [NW/ W]	[Valid=35142 /-] [Invalid=0 /-]

municname: Municipality Name

Information	[Type= discrete] [Format=character] [Missing=*]
Statistics [NW/ W]	[Valid=35019 /-] [Invalid=0 /-]

wardno: Ward Number

Information	[Type= discrete] [Format=numeric] [Range= 1-20] [Missing=*]
Statistics [NW/ W]	[Valid=35019 /-] [Invalid=2048 /-]

pd_dob: Date Of Birth

Information	[Type= discrete] [Format=character] [Missing=*]
Statistics [NW/ W]	[Valid=37066 /-]

pd_age: Age

Information	[Type= discrete] [Format=character] [Missing=*]
-------------	---

File : AHRI.PIP.DREAMS_Componant.PersonalInformation.2018.v1

pd_age: Age

Statistics [NW/ W] [Valid=15798 /-] [Invalid=0 /-]

pd_sex: Sex

Information [Type= discrete] [Format=numeric] [Range= 1-2] [Missing=*]

Statistics [NW/ W] [Valid=37067 /-] [Invalid=0 /-]

Value	Label	Cases	Percentage
1	Male	15503	41.8%
2	Female	21564	58.2%

Warning: these figures indicate the number of cases found in the data file. They cannot be interpreted as summary statistics of the population of interest.

File : AHRI.PIP.DREAMS_Componant.SexualRelatInterviewer.2018.v1

project_id: REDCap Project Identifier

Information	[Type= discrete] [Format=numeric] [Range= 290-290] [Missing=*]
Statistics [NW/ W]	[Valid=37067 /-] [Invalid=0 /-]

event_id: REDCap Event Identifier

Information	[Type= discrete] [Format=numeric] [Range= 748-748] [Missing=*]
Statistics [NW/ W]	[Valid=37067 /-] [Invalid=0 /-]

cohort: Cohort Description

Information	[Type= discrete] [Format=character] [Missing=*]
Statistics [NW/ W]	[Valid=37067 /-] [Invalid=0 /-]

round: Round Description

Information	[Type= discrete] [Format=character] [Missing=*]
Statistics [NW/ W]	[Valid=37067 /-] [Invalid=0 /-]

IIntId: Individual ID

Information	[Type= continuous] [Format=numeric] [Range= 17-220658] [Missing=*]
Statistics [NW/ W]	[Valid=37067 /-] [Invalid=0 /-] [Mean=77338.233 /-] [StdDev=51647.493 /-]

sr_part_req_filed: Did the participant request the fieldworker to record the sexual behaviour quest

Information	[Type= discrete] [Format=numeric] [Range= 0-98] [Missing=*]
Statistics [NW/ W]	[Valid=3290 /-] [Invalid=33777 /-]

Value	Label	Cases	Percentage
0	No, I have never had it	0	
1	Yes	2218	67.4%
2	No	1072	32.6%
3	Yes, but not sure about the exact age	0	
93	Prefer not to answer	0	
95	Not had sex with this partner in the last 4 weeks	0	
98	Don't know	0	
Sysmiss		33777	

Warning: these figures indicate the number of cases found in the data file. They cannot be interpreted as summary statistics of the population of interest.

sr_part_req_filed_reas: If No; give the reason?

Information	[Type= discrete] [Format=character] [Missing=*]
Statistics [NW/ W]	[Valid=859 /-] [Invalid=0 /-]

sr_share_agefather: Are you willing to share how old were you the first time you made someone pregna

Information	[Type= continuous] [Format=numeric] [Range= 1-93] [Missing=*]
Statistics [NW/ W]	[Valid=997 /-] [Invalid=36070 /-] [Mean=6.643 /-] [StdDev=21.673 /-]

sr_agefather: How old were you when you first made someone pregnant?

Information	[Type= continuous] [Format=numeric] [Range= 1-45] [Missing=*]
Statistics [NW/ W]	[Valid=741 /-] [Invalid=36326 /-] [Mean=23.003 /-] [StdDev=4.859 /-]

sr_share_numchildfath: Are you willing to share the number of children you have you fathered?

Information	[Type= discrete] [Format=numeric] [Range= 0-98] [Missing=*]
Statistics [NW/ W]	[Valid=1012 /-] [Invalid=36055 /-]

File : AHRI.PIP.DREAMS_Componant.SexualRelatInterviewer.2018.v1

sr_share_numchildfath: Are you willing to share the number of children you have you fathered?

Value	Label	Cases	Percentage
0	No, I have never had it	0	
1	Yes	939	92.8%
2	No	60	5.9%
3	Yes, but not sure about the exact age	0	
93	Prefer not to answer	13	1.3%
95	Not had sex with this partner in the last 4 weeks	0	
98	Don't know	0	
Sysmiss		36055	

Warning: these figures indicate the number of cases found in the data file. They cannot be interpreted as summary statistics of the population of interest.

sr_circum_where: Where were you circumcised?

Information	[Type= discrete] [Format=character] [Missing=*]
Statistics [NW/ W]	[Valid=1371 /-] [Invalid=0 /-]

sr_circum_whereoth: Please specify more details on where you were circumcised:

Information	[Type= discrete] [Format=character] [Missing=*]
Statistics [NW/ W]	[Valid=36 /-] [Invalid=0 /-]

sr_currpregnant: Are you currently pregnant?

Information	[Type= discrete] [Format=numeric] [Range= 0-98] [Missing=*]
Statistics [NW/ W]	[Valid=5362 /-] [Invalid=31705 /-]

Value	Label	Cases	Percentage
0	No, I have never had it	0	
1	Yes	313	5.8%
2	No	4998	93.2%
3	Yes, but not sure about the exact age	0	
93	Prefer not to answer	22	0.4%
95	Not had sex with this partner in the last 4 weeks	0	
98	Don't know	29	0.5%
Sysmiss		31705	

Warning: these figures indicate the number of cases found in the data file. They cannot be interpreted as summary statistics of the population of interest.

sr_share_agepregnant: Are you willing to share how old were you the first time you got pregnant?

Information	[Type= discrete] [Format=numeric] [Range= 0-98] [Missing=*]
Statistics [NW/ W]	[Valid=3977 /-] [Invalid=33090 /-]

Value	Label	Cases	Percentage
0	No, I have never had it	0	
1	Yes	3288	82.7%
2	No	554	13.9%
3	Yes, but not sure about the exact age	0	
93	Prefer not to answer	135	3.4%
95	Not had sex with this partner in the last 4 weeks	0	
98	Don't know	0	
Sysmiss		33090	

Warning: these figures indicate the number of cases found in the data file. They cannot be interpreted as summary statistics of the population of interest.

File : AHRI.PIP.DREAMS_Componant.SexualRelatInterviewer.2018.v1

sr_agepregnant: How old were you the first time you got pregnant? [age in years]

Information [Type= continuous] [Format=numeric] [Range= 1-997] [Missing=*]

Statistics [NW/ W] [Valid=3288 /-] [Invalid=33779 /-] [Mean=20.488 /-] [StdDev=18.314 /-]

sr_times_pregnant: How many times have you been pregnant? (including pregnancies that did not go to

Information [Type= continuous] [Format=numeric] [Range= 0-111] [Missing=*]

Statistics [NW/ W] [Valid=3848 /-] [Invalid=33219 /-] [Mean=3.441 /-] [StdDev=3.899 /-]

sr_times_birth: How many times have you given birth? (include both live births and stillbirths.

Information [Type= discrete] [Format=numeric] [Range= 0-20] [Missing=*]

Statistics [NW/ W] [Valid=3848 /-] [Invalid=33219 /-]

sr_areusemeth_avoidpreg: Are you currently using any contraceptive methods to prevent pregnancy?

Information [Type= discrete] [Format=numeric] [Range= 0-98] [Missing=*]

Statistics [NW/ W] [Valid=5026 /-] [Invalid=32041 /-]

Value	Label	Cases	Percentage
0	No, I have never had it	0	
1	Yes	1705	33.9%
2	No	3295	65.6%
3	Yes, but not sure about the exact age	0	
93	Prefer not to answer	26	0.5%
95	Not had sex with this partner in the last 4 weeks	0	
98	Don't know	0	
Sysmiss		32041	

Warning: these figures indicate the number of cases found in the data file. They cannot be interpreted as summary statistics of the population of interest.

sr_currmeth_otherspec: Other method, please specify:

Information [Type= discrete] [Format=character] [Missing=*]

Statistics [NW/ W] [Valid=12 /-] [Invalid=0 /-]

sr_meth_avoidpreg12mth_0: Which methods were you using?

Information [Type= discrete] [Format=character] [Missing=*]

Statistics [NW/ W] [Valid=38 /-] [Invalid=0 /-]

sr_meth_avoidpreg12mth_1: Which methods were you using?

Information [Type= discrete] [Format=character] [Missing=*]

Statistics [NW/ W] [Valid=543 /-] [Invalid=0 /-]

sr_meth_avoidpreg12mth_10: Which methods were you using?

Information [Type= discrete] [Format=character] [Missing=*]

Statistics [NW/ W] [Valid=1 /-] [Invalid=0 /-]

sr_meth_avoidpreg12mth_2: Which methods were you using?

Information [Type= discrete] [Format=character] [Missing=*]

Statistics [NW/ W] [Valid=21 /-] [Invalid=0 /-]

sr_meth_avoidpreg12mth_3: Which methods were you using?

Information [Type= discrete] [Format=character] [Missing=*]

Statistics [NW/ W] [Valid=45 /-] [Invalid=0 /-]

File : AHRI.PIP.DREAMS_Componant.SexualRelatInterviewer.2018.v1

sr_meth_avoidpreg12meth_4: Which methods were you using?

Information	[Type= discrete] [Format=character] [Missing=*]
Statistics [NW/ W]	[Valid=3 /-] [Invalid=0 /-]

sr_meth_avoidpreg12meth_5: Which methods were you using?

Information	[Type= discrete] [Format=character] [Missing=*]
Statistics [NW/ W]	[Valid=20 /-] [Invalid=0 /-]

sr_meth_avoidpreg12meth_6: Which methods were you using?

Information	[Type= discrete] [Format=character] [Missing=*]
Statistics [NW/ W]	[Valid=767 /-] [Invalid=0 /-]

sr_meth_avoidpreg12meth_7: Which methods were you using?

Information	[Type= discrete] [Format=character] [Missing=*]
Statistics [NW/ W]	[Valid=87 /-] [Invalid=0 /-]

sr_meth_avoidpreg12meth_8: Which methods were you using?

Information	[Type= discrete] [Format=character] [Missing=*]
Statistics [NW/ W]	[Valid=74 /-] [Invalid=0 /-]

sr_meth_avoidpreg12meth_9: Which methods were you using?

Information	[Type= discrete] [Format=character] [Missing=*]
Statistics [NW/ W]	[Valid=1 /-] [Invalid=0 /-]

sr_meth_avoidpreg12meth_93: Which methods were you using?

Information	[Type= discrete] [Format=character] [Missing=*]
Statistics [NW/ W]	[Valid=3 /-] [Invalid=0 /-]

sr_meth_avoidpreg12meth_96: Which methods were you using?

Information	[Type= discrete] [Format=character] [Missing=*]
Statistics [NW/ W]	[Valid=2 /-] [Invalid=0 /-]

sr_meth_otherspec12meth: Other method, please specify:

Information	[Type= discrete] [Format=character] [Missing=*]
Statistics [NW/ W]	[Valid=2 /-] [Invalid=0 /-]

File : AHRI.PIP.DREAMS_Componant.SexualRelatSelFilled.2018.v1

project_id: REDCap Project Identifier

Information	[Type= discrete] [Format=numeric] [Range= 290-290] [Missing=*]
Statistics [NW/ W]	[Valid=37067 /-] [Invalid=0 /-]

event_id: REDCap Event Identifier

Information	[Type= discrete] [Format=numeric] [Range= 748-748] [Missing=*]
Statistics [NW/ W]	[Valid=37067 /-] [Invalid=0 /-]

cohort: Cohort Description

Information	[Type= discrete] [Format=character] [Missing=*]
Statistics [NW/ W]	[Valid=37067 /-] [Invalid=0 /-]

round: Round Description

Information	[Type= discrete] [Format=character] [Missing=*]
Statistics [NW/ W]	[Valid=37067 /-] [Invalid=0 /-]

IIntId: Individual ID

Information	[Type= continuous] [Format=numeric] [Range= 17-220658] [Missing=*]
Statistics [NW/ W]	[Valid=37067 /-] [Invalid=0 /-] [Mean=77338.233 /-] [StdDev=51647.493 /-]

srs_usecondomlasttime: Did you use a condom the LAST time you had sex (whether it was forced or agreed)

Information	[Type= discrete] [Format=numeric] [Range= 0-98] [Missing=*]
Statistics [NW/ W]	[Valid=6128 /-] [Invalid=30939 /-]

Value	Label	Cases	Percentage
0	No, I have never had it	0	
1	Yes	2268	<div><div></div></div> 37.0%
2	No	3602	<div><div></div></div> 58.8%
3	Yes, but not sure about the exact age	0	
93	Prefer not to answer	258	<div><div></div></div> 4.2%
95	Not had sex with this partner in the last 4 weeks	0	
98	Don't know	0	
Sysmiss		30939	

Warning: these figures indicate the number of cases found in the data file. They cannot be interpreted as summary statistics of the population of interest.

srs_sv_want_tobe_contact: Would you like to be contacted to discuss the sexual/physical violence?

Information	[Type= discrete] [Format=numeric] [Range= 0-98] [Missing=*]
Statistics [NW/ W]	[Valid=15517 /-] [Invalid=21550 /-]

Value	Label	Cases	Percentage
0	No, I have never had it	0	
1	Yes	531	<div><div></div></div> 3.4%
2	No	14986	<div><div></div></div> 96.6%
3	Yes, but not sure about the exact age	0	
93	Prefer not to answer	0	
95	Not had sex with this partner in the last 4 weeks	0	
98	Don't know	0	
Sysmiss		21550	

Warning: these figures indicate the number of cases found in the data file. They cannot be interpreted as summary statistics of the population of interest.

File : AHRI.PIP.DREAMS_Componant.SexualRelatSelFilled.2018.v1

srs_sv_urgent_contact: Please confirm that you would like urgent contact (within 3 days) to discuss sex

Information [Type= discrete] [Format=numeric] [Range= 0-98] [Missing=*]

Statistics [NW/ W] [Valid=533 /-] [Invalid=36534 /-]

Value	Label	Cases	Percentage
0	No, I have never had it	0	
1	Yes	453	85.0%
2	No	80	15.0%
3	Yes, but not sure about the exact age	0	
93	Prefer not to answer	0	
95	Not had sex with this partner in the last 4 weeks	0	
98	Don't know	0	
Sysmiss		36534	

Warning: these figures indicate the number of cases found in the data file. They cannot be interpreted as summary statistics of the population of interest.

srs_sv_contact_method: Please tell us how you would like us to contact you:

Information [Type= discrete] [Format=numeric] [Range= 1-2] [Missing=*]

Statistics [NW/ W] [Valid=528 /-] [Invalid=36539 /-]

Value	Label	Cases	Percentage
1	Phone call	293	55.5%
2	Home visit by Social Worker	235	44.5%
Sysmiss		36539	

Warning: these figures indicate the number of cases found in the data file. They cannot be interpreted as summary statistics of the population of interest.

srs_sv_phonetime: Please indicate when is best to call:

Information [Type= discrete] [Format=character] [Missing=*]

Statistics [NW/ W] [Valid=295 /-]

srs_sv_visittime: Please indicate which time of day is best:

Information [Type= discrete] [Format=character] [Missing=*]

Statistics [NW/ W] [Valid=235 /-] [Invalid=0 /-]

srs_sv_additional_info: Is there anything else we need to know - please enter it here:

Information [Type= discrete] [Format=character] [Missing=*]

Statistics [NW/ W] [Valid=453 /-]

srs_sv_contact_status: Contact request status

Information [Type= discrete] [Format=character] [Missing=*]

Statistics [NW/ W] [Valid=0 /-] [Invalid=0 /-]