

South Africa

Dr Maryam, Shahmanesh, Africa Health Research Institute

AHRI PIP DREAMS Module 2019

Study Documentation

November 18, 2020

Metadata Production

Metadata Producer(s)	Africa Health Research Institute (AHRI)
Identification	DDI.AHRI.PIP.In.DREAMS.Module.2019

Table of Contents

Overview.....	4
Scope & Coverage.....	4
Producers & Sponsors.....	4
Sampling.....	4
Data Collection.....	5
Data Processing & Appraisal.....	5
Accessibility.....	5
Files Description.....	6
AHRI.PIP.DREAMS Componant.AssessmentOfCapacity.2019.v1.....	6
AHRI.PIP.DREAMS Componant.CombinedDataset.2019.v1.....	6
AHRI.PIP.DREAMS Componant.ContactAttempts.2019.v1.....	6
AHRI.PIP.DREAMS Componant.ExposureToDREAMS.2019.v1.....	6
AHRI.PIP.DREAMS Componant.ExposureToMTVShuga.2019.v1.....	6
AHRI.PIP.DREAMS Componant.IndivGeneralHealth.2019.v1.....	6
AHRI.PIP.DREAMS Componant.InformedConsent.2019.v1.....	6
AHRI.PIP.DREAMS Componant.PersonalInformation.2019.v1.....	6
AHRI.PIP.DREAMS Componant.SexualRelatInterviewer.2019.v1.....	6
AHRI.PIP.DREAMS Componant.SexualRelatSelFilled.2019.v1.....	7
Variables List.....	8
AHRI.PIP.DREAMS Componant.AssessmentOfCapacity.2019.v1.....	8
AHRI.PIP.DREAMS Componant.CombinedDataset.2019.v1.....	8
AHRI.PIP.DREAMS Componant.ContactAttempts.2019.v1.....	18
AHRI.PIP.DREAMS Componant.ExposureToDREAMS.2019.v1.....	22
AHRI.PIP.DREAMS Componant.ExposureToMTVShuga.2019.v1.....	25
AHRI.PIP.DREAMS Componant.IndivGeneralHealth.2019.v1.....	25
AHRI.PIP.DREAMS Componant.InformedConsent.2019.v1.....	27
AHRI.PIP.DREAMS Componant.PersonalInformation.2019.v1.....	28
AHRI.PIP.DREAMS Componant.SexualRelatInterviewer.2019.v1.....	28
AHRI.PIP.DREAMS Componant.SexualRelatSelFilled.2019.v1.....	30
Variables Description.....	31
AHRI.PIP.DREAMS Componant.AssessmentOfCapacity.2019.v1.....	32
AHRI.PIP.DREAMS Componant.CombinedDataset.2019.v1.....	34
AHRI.PIP.DREAMS Componant.ContactAttempts.2019.v1.....	88
AHRI.PIP.DREAMS Componant.ExposureToDREAMS.2019.v1.....	108
AHRI.PIP.DREAMS Componant.ExposureToMTVShuga.2019.v1.....	123
AHRI.PIP.DREAMS Componant.IndivGeneralHealth.2019.v1.....	126
AHRI.PIP.DREAMS Componant.InformedConsent.2019.v1.....	133
AHRI.PIP.DREAMS Componant.PersonalInformation.2019.v1.....	140
AHRI.PIP.DREAMS Componant.SexualRelatInterviewer.2019.v1.....	142
AHRI.PIP.DREAMS Componant.SexualRelatSelFilled.2019.v1.....	151

AHRI PIP DREAMS Module 2019

Overview	
Identification	AHRI.PIP.In.DREAMS.Module.2019
Version	V1.0.0
<u>Abstract</u> The main aim of this study is to evaluate the impact and effectiveness of the scale up of the DREAMS HIV prevention package of biological, behavioural and social interventions in reducing HIV incidence in adolescent girls and young women residing in the uMkhanyakude district of KwaZulu-Natal. To achieve this aim, the changes in different outcomes will be assessed over time. The primary outcome will be HIV incidence and other key secondary outcomes will include knowledge of own HIV status, sexual debut, HSV-2, number of sexual partners, age-disparity with sexual partners, ever been pregnant, condom use, unmet need for contraception, transactional sex, education (remaining in school) and experiences of violence.	
Kind of Data	Longitudinal survey data

Scope & Coverage	
Keywords	DREAMS nested cohort; sexual history; Adolescent Girls and Young Women (AGYW); GEMS scale; HIV testing; Partnership loop; Interventions; Coverage
Topics	HIV prevention, Interventions, Adolescents, Young people, Sexual health, Population Surveillance, Rural Population, HIV Infections, Africa
Time Period(s)	2019
Countries	South Africa
<u>Geographic Coverage</u> Demographic surveillance area of the Africa Health Research Institute; KwaZulu-Natal, uMkhanyakude district.	
<u>Universe</u>	

Producers & Sponsors	
Primary Investigator(s)	Dr Maryam, Shahmanesh, Africa Health Research Institute
Other Producer(s)	Africa Health Research Institute (AHRI)
Funding Agency/ies	Bill & Melinda Gates Foundation (BMGF) , Impact Evaluation of PEPFAR funded DREAMS interventions
Other Acknowledgment(s)	Jaco Dreyer , Data management , Africa Health Research Institute Nondumiso Mthiyane , Cleaning and analysis , Africa Health Research Institute

Sampling
<u>Sampling Procedure</u> Adolescent girls and young women aged 13-22 years who were residents in the demographic surveillance area of the Africa Health Research Institute. A total of 3013 participants were randomly selected to obtain a target sample size of 800 after 2 years of follow-up, allowing for 40% non-contact/loss-to-follow-up. Sampling was stratified by age group and area (week-blocks).

Data Collection	
Data Collection Dates	start 2019-01-18 end 2019-12-10

Data Processing & Appraisal
Data Editing None

Accessibility
<p>Access Conditions</p> <p>The representative of the Receiving Organization agrees to comply with the following conditions:</p> <ol style="list-style-type: none"> 1. Access to the restricted data will be limited to the Lead Researcher and other members of the research team listed in this request. 2. Copies of the restricted data or any data created on the basis of the original data will not be copied or made available to anyone other than those mentioned in this Data Access Agreement, unless formally authorized by the Data Archive. 3. The data will only be processed for the stated statistical and research purpose. They will be used for solely for reporting of aggregated information, and not for investigation of specific individuals or organizations. Data will not in any way be used for any administrative, proprietary or law enforcement purposes. 4. The Lead Researcher must state if it is their intention to match the restricted microdata with any other micro-dataset. If any matching is to take place, details must be provided of the datasets to be matched and of the reasons for the matching. Any datasets created as a result of matching will be considered to be restricted and must comply with the terms of this Data Access Agreement. 5. The Lead Researcher undertakes that no attempt will be made to identify any individual person, family, business, enterprise or organization. If such a unique disclosure is made inadvertently, no use will be made of the identity of any person or establishment discovered and full details will be reported to the Data Archive. The identification will not be revealed to any other person not included in the Data Access Agreement. 6. The Lead Researcher will implement security measures to prevent unauthorized access to licensed microdata acquired from the Data Archive. The microdata must be destroyed upon the completion of this research, unless the Data Archive obtains satisfactory guarantee that the data can be secured and provides written authorization to the Receiving Organization to retain them. Destruction of the microdata will be confirmed in writing by the Lead Researcher to the Data Archive. 7. Any books, articles, conference papers, theses, dissertations, reports, or other publications that employ data obtained from the Data Archive will cite the source of data in accordance with the citation requirement provided with the dataset. 8. An electronic copy of all reports and publications based on the requested data will be sent to the Data Archive. 9. The original collector of the data, the Data Archive, and the relevant funding agencies bear no responsibility for use of the data or for interpretations or inferences based upon such uses. 10. This agreement will come into force on the date that approval is given for access to the restricted dataset and remain in force until the completion date of the project or an earlier date if the project is completed ahead of time. 11. If there are any changes to the project specification, security arrangements, personnel or organization detailed in this application form, it is the responsibility of the Lead Researcher to seek the agreement of the Data Archive to these changes. Where there is a change to the employer organization of the Lead Researcher this will involve a new application being made and termination of the original project. 12. Breaches of the agreement will be taken seriously and the Data Archive will take action against those responsible for the lapse if willful or accidental. Failure to comply with the directions of the Data Archive will be deemed to be a major breach of the agreement and may involve recourse to legal proceedings. The Data Archive will maintain and share with partner data archives a register of those individuals and organizations which are responsible for breaching the terms of the Data Access Agreement and will impose sanctions on release of future data to these parties. <p>Citation Requirements</p> <p>Shahmanesh, M. (2020) "AHRI PIP DREAMS Module 2019." Africa Health Research Institute (AHRI). doi: 10.23664/AHRI.PIP.IN.DREAMS.MODULE.2019</p>

Files Description

Dataset contains 10 file(s)

AHRI.PIP.DREAMS_Component.AssessmentOfCapacity.2019.v1

# Cases	37607
# Variable(s)	10

AHRI.PIP.DREAMS_Component.CombinedDataset.2019.v1

# Cases	37607
# Variable(s)	230

AHRI.PIP.DREAMS_Component.ContactAttempts.2019.v1

# Cases	37607
# Variable(s)	97

AHRI.PIP.DREAMS_Component.ExposureToDREAMS.2019.v1

# Cases	37607
# Variable(s)	58

AHRI.PIP.DREAMS_Component.ExposureToMTVShuga.2019.v1

# Cases	37607
# Variable(s)	13

AHRI.PIP.DREAMS_Component.IndivGeneralHealth.2019.v1

# Cases	37607
# Variable(s)	27

AHRI.PIP.DREAMS_Component.InformedConsent.2019.v1

# Cases	37608
# Variable(s)	27

AHRI.PIP.DREAMS_Component.PersonalInformation.2019.v1

# Cases	37607
# Variable(s)	14

AHRI.PIP.DREAMS_Component.SexualRelatInterviewer.2019.v1

# Cases	37607
---------	-------

# Variable(s)	33
---------------	----

AHRI.PIP.DREAMS_Componant.SexualRelatSelFilled.2019.v1	
# Cases	37607
# Variable(s)	11

Variables List

Dataset contains 520 variable(s)

File AHRI.PIP.DREAMS_Componant.AssessmentOfCapacity.2019.v1							
#	Name	Label	Type	Format	Valid	Invalid	Question
1	project_id	REDCap Project Identifier	discrete	numeric-12.0	37607	0	-
2	event_id	REDCap Event Identifier	discrete	numeric-12.0	37607	0	-
3	cohort	Cohort Description	discrete	character-13	37607	0	-
4	round	Round Description	discrete	character-19	37607	0	-
5	IintId	Individual ID	continuous	numeric-12.0	37607	0	-
6	ac_date	Capacity assessment date	discrete	character-11	19919	-	-
7	ac_asses..	HAPPY with Step 1?	discrete	numeric-12.0	19937	17670	-
8	ac_asses..	HAPPY with Step 2?	discrete	numeric-12.0	451	37156	-
9	ac_asses..	HAPPY with Step 3?	discrete	numeric-12.0	428	37179	-
10	ac_asses..	Is this individual capable to participate?	discrete	numeric-12.0	37607	0	-

File AHRI.PIP.DREAMS_Componant.CombinedDataset.2019.v1							
#	Name	Label	Type	Format	Valid	Invalid	Question
1	project_id	REDCap Project Identifier	discrete	numeric-12.0	37607	0	-
2	event_id	REDCap Event Identifier	discrete	numeric-12.0	37607	0	-
3	cohort	Cohort Description	discrete	character-13	37607	0	-
4	round	Round Description	discrete	character-19	37607	0	-
5	IintId	Individual ID	continuous	numeric-12.0	37607	0	-
6	BSIntId	BSID	continuous	numeric-12.0	36063	1544	-
7	urban_or..	Is BSID location categorised as urban or rural?	discrete	character-49	36054	0	-
8	HHIntId	HHID	continuous	numeric-12.0	36054	1553	-
9	isigodi	Isigodi Name	discrete	character-22	36054	0	-
10	municname	Municipality Name	discrete	character-11	35593	0	-
11	wardno	Ward Number	discrete	numeric-12.0	35593	2014	-
12	ca_weekb..	Weekblock	discrete	character-5	37607	0	-
13	ca_attmp..	Conducting Contact Attempt - One	discrete	numeric-12.0	37607	0	-
14	ca_attmp..	Staff Member	discrete	character-3	37607	0	-
15	ca_attmp..	Attempt Start Date and Time	discrete	character-11	37552	-	-
16	ca_attmp..	Was the participant contacted?	discrete	numeric-12.0	37607	0	-
17	ca_attmp..	Is participant going to be surveyed today?	discrete	numeric-12.0	17013	20594	-
18	ca_attmp..	Was participation refused?	discrete	numeric-12.0	2541	35066	-
19	ca_attmp..	When are you going to make a revisit?	discrete	character-11	50	-	-

File AHRI.PIP.DREAMS_Componant.CombinedDataset.2019.v1							
#	Name	Label	Type	Format	Valid	Invalid	Question
20	ca_attmp..	Comments for Contact attempt - One	discrete	character-244	30858	-	-
21	ca_attmp..	Conducting Contact Attempt - Two	discrete	numeric-12.0	20651	16956	-
22	ca_attmp..	Staff Member	discrete	character-3	2160	0	-
23	ca_attmp..	Attempt Start Date and Time	discrete	character-11	2157	-	-
24	ca_attmp..	Was the participant contacted?	discrete	numeric-12.0	2158	35449	-
25	ca_attmp..	Is participant going to be surveyed today?	discrete	numeric-12.0	436	37171	-
26	ca_attmp..	Was participation refused?	discrete	numeric-12.0	102	37505	-
27	ca_attmp..	When are you going to make a revisit?	discrete	character-11	3	-	-
28	ca_attmp..	Comments for Contact attempt - Two	discrete	character-200	1916	-	-
29	ca_attmp..	Conducting Contact Attempt - Three	discrete	numeric-12.0	1725	35882	-
30	ca_attmp..	Staff Member	discrete	character-3	892	0	-
31	ca_attmp..	Attempt Start Date and Time	discrete	character-11	889	-	-
32	ca_attmp..	Was the participant contacted?	discrete	numeric-12.0	888	36719	-
33	ca_attmp..	Is participant going to be surveyed today?	discrete	numeric-12.0	121	37486	-
34	ca_attmp..	Was participation refused?	discrete	numeric-12.0	33	37574	-
35	ca_attmp..	Comments for Contact attempt - Three	discrete	character-229	824	-	-
36	ca_attmp..	Conducting Contact Attempt - One	discrete	numeric-12.0	14745	22862	-
37	ca_attmp..	Staff Member	discrete	character-3	14813	0	-
38	ca_attmp..	Attempt Start Date and Time	discrete	character-11	14811	-	-
39	ca_attmp..	Was the participant contacted?	discrete	numeric-12.0	14814	22793	-
40	ca_attmp..	Is participant going to be surveyed today?	discrete	numeric-12.0	5747	31860	-
41	ca_attmp..	Was participation refused?	discrete	numeric-12.0	719	36888	-
42	ca_attmp..	When are you going to make a revisit?	discrete	character-11	2	-	-
43	ca_attmp..	Comments for Contact attempt - One	discrete	character-181	14090	-	-
44	ca_attmp..	Conducting Contact Attempt - Two	discrete	numeric-12.0	9074	28533	-
45	ca_attmp..	Staff Member	discrete	character-3	77	0	-
46	ca_attmp..	Attempt Start Date and Time	discrete	character-11	77	-	-
47	ca_attmp..	Was the participant contacted?	discrete	numeric-12.0	77	37530	-
48	ca_attmp..	Is participant going to be surveyed today?	discrete	numeric-12.0	16	37591	-

File AHRI.PIP.DREAMS_Component.CombinedDataset.2019.v1							
#	Name	Label	Type	Format	Valid	Invalid	Question
49	ca_attmp..	Was participation refused?	discrete	numeric-12.0	1	37606	-
50	ca_attmp..	When are you going to make a revisit?	discrete	character-11	0	-	-
51	ca_attmp..	Comments for Contact attempt - Two	discrete	character-120	77	-	-
52	ca_attmp..	Conducting Contact Attempt - Three	discrete	numeric-12.0	62	37545	-
53	ca_attmp..	Staff Member	discrete	character-3	9	0	-
54	ca_attmp..	Attempt Start Date and Time	discrete	character-11	9	-	-
55	ca_attmp..	Was the participant contacted?	discrete	numeric-12.0	9	37598	-
56	ca_attmp..	Is participant going to be surveyed today?	discrete	numeric-12.0	3	37604	-
57	ca_attmp..	Was participation refused?	discrete	numeric-12.0	0	37607	-
58	ca_attmp..	Comments for Contact attempt - Three	discrete	character-120	9	-	-
59	ca_refused	Participation Refused?	discrete	numeric-12.0	37607	0	-
60	ca_refus..	Who refuse participation?	discrete	numeric-12.0	3342	34265	-
61	ca_refus..	Specify other person who refused participation:	discrete	character-103	70	-	-
62	ca_refus..	Fieldworker: Please provide refusal narrative	discrete	character-196	3343	-	-
63	ca_refus..	FOR COORDINATOR TO COMPLETE: Was this reason for refusal approved?"	discrete	character-1	0	0	-
64	ca_refus..	Please specify the Reason why request was denied	discrete	character-1	0	0	-
65	ca_prema..	Was this a Pre-mature completion?	discrete	numeric-12.0	14413	23194	-
66	ca_prema..	Select reason for pre-mature completion	discrete	numeric-12.0	4380	33227	-
67	ca_prema..	Specify other reason for pre-mature completion:	discrete	character-188	248	-	-
68	ca_field..	Fieldworker: Request handover of Non-Contact to Field Coordinator?	discrete	numeric-12.0	20102	17505	-
69	ca_field..	Select reason for non-contact in field	discrete	numeric-12.0	15692	21915	-
70	ca_field..	Fieldworker: Can the potential participant use South African Sign Language?	discrete	numeric-12.0	32	37575	-
71	ca_field..	Fieldworker: Is the potential participant a confident reader (ie could use a sel	discrete	numeric-12.0	32	37575	-
72	ca_field..	Specify other reason for non-contact from field:	discrete	character-244	13252	-	-

File AHRI.PIP.DREAMS_Componant.CombinedDataset.2019.v1							
#	Name	Label	Type	Format	Valid	Invalid	Question
73	ca_field..	Provide details of directions including izigodi, local area, destination BSID an	discrete	character-244	941	-	-
74	ca_field..	Fieldworker: Please provide narrative	discrete	character-244	14730	-	-
75	ca_field..	Fieldworker: Select best time to revisit - Afternoon	discrete	numeric-12.0	2439	35168	-
76	ca_field..	Fieldworker: Select best time to revisit - Afternoon and/or Sunday	discrete	numeric-12.0	2534	35073	-
77	ca_field..	Fieldworker: Select best time to revisit - Any day and at Anytime	discrete	numeric-12.0	2616	34991	-
78	ca_field..	Fieldworker: Select best time to revisit - After 02 weeks	discrete	numeric-12.0	791	36816	-
79	ca_field..	Fieldworker: Select best time to revisit - Month-end	discrete	numeric-12.0	306	37301	-
80	ca_field..	Fieldworker: Select best time to revisit - Week-end	discrete	numeric-12.0	766	36841	-
81	ca_field..	Fieldworker: Select best time to revisit - Sunday	discrete	numeric-12.0	6226	31381	-
82	ca_field..	Fieldworker: Select best time to revisit - Mtubatuba	discrete	numeric-12.0	240	37367	-
83	ca_field..	Fieldworker: Select best time to revisit - At Work	discrete	numeric-12.0	870	36737	-
84	ca_field..	Fieldworker: Select best time to revisit - Other; Specify	discrete	numeric-12.0	1875	35732	-
85	ca_field..	Fieldworker: Specify other details on best time to revisit	discrete	character-180	581	-	-
86	ca_field..	FROM FIELD COORDINATOR's REVIEW: Was this request to transfer to the trackers ap	discrete	character-28	16	0	-
87	ca_field..	FOR FIELD COORDINATOR's TO COMPLETE: Why was this request was denied?	discrete	character-52	14	0	-
88	ca_track..	Tracker: Request handover to Special Task Team Coordinator?	discrete	numeric-12.0	8876	28731	-
89	ca_track..	Select reason for non-contact by Tracker	discrete	numeric-12.0	8795	28812	-
90	ca_track..	Tracker: Can the potential participant use South African Sign Language?	discrete	numeric-12.0	0	37607	-
91	ca_track..	Tracker: Is the potential participant a confident reader (ie could use a self-co	discrete	numeric-12.0	0	37607	-
92	ca_track..	Specify other reason for non-contact by Tracker:	discrete	character-181	7653	-	-
93	ca_track..	Tracker: Please provide narrative	discrete	character-181	8866	-	-

File AHRI.PIP.DREAMS_Component.CombinedDataset.2019.v1							
#	Name	Label	Type	Format	Valid	Invalid	Question
94	ca_spt_c..	FOR SPECIAL TASK TEAM COORDINATOR TO COMPLETE: Was is the outcome of this reques	discrete	character-1	0	0	-
95	ca_spt_c..	Please specify the Reason why request was denied	discrete	character-1	0	0	-
96	ca_mobcl..	Nurse: Request handover to Nursing Team Coordinator?	discrete	numeric-12.0	1	37606	-
97	ca_mobcl..	Select reason for non-contact by Nurse	discrete	numeric-12.0	0	37607	-
98	ca_mobcl..	Specify other reason for non-contact by Nurse:	discrete	character-1	0	0	-
99	ca_mobcl..	Nurse: Please provide narrative	discrete	character-1	0	0	-
100	ca_mobcl..	FROM NURSING TEAM COORDINATOR's REVIEW: Was this request to handover as a Non-Co	discrete	character-1	0	0	-
101	ca_mobcl..	FROM NURSING TEAM COORDINATOR's REVIEW: Why was this request was denied?	discrete	character-1	0	0	-
102	ca_visit..	Visit Type	discrete	character-3	37607	0	-
103	ca_visit..	Visit Date	discrete	character-11	37607	-	-
104	pd_dob	Date Of Birth	discrete	character-11	37607	-	-
105	pd_age	Age	discrete	character-5	19756	0	-
106	pd_sex	Sex	discrete	numeric-12.0	37606	1	-
107	ac_date	Capacity assessment date	discrete	character-11	19919	-	-
108	ac_asses..	HAPPY with Step 1?	discrete	numeric-12.0	19937	17670	-
109	ac_asses..	HAPPY with Step 2?	discrete	numeric-12.0	451	37156	-
110	ac_asses..	HAPPY with Step 3?	discrete	numeric-12.0	428	37179	-
111	ac_asses..	Is this individual capable to participate?	discrete	numeric-12.0	37607	0	-
112	ic_indv..	Do you agree to receive R10 airtime?	discrete	numeric-12.0	19482	18125	-
113	ic_indiv..	Consent DREAMS questions	discrete	character-1	37607	0	-
114	dm_aware..	Have you heard of a program called 'DREAMS'?	discrete	numeric-12.0	18568	19039	-
115	dm_source..	From where / how did you hear about DREAMS?	discrete	numeric-12.0	95	37512	-
116	dm_source..	From where / how did you hear about DREAMS?	discrete	numeric-12.0	55	37552	-
117	dm_source..	From where / how did you hear about DREAMS?	discrete	numeric-12.0	103	37504	-
118	dm_source..	From where / how did you hear about DREAMS?	discrete	numeric-12.0	214	37393	-
119	dm_source..	From where / how did you hear about DREAMS?	discrete	numeric-12.0	299	37308	-

File AHRI.PIP.DREAMS_Componant.CombinedDataset.2019.v1							
#	Name	Label	Type	Format	Valid	Invalid	Question
120	dm_sourc_..	From where / how did you hear about DREAMS?	discrete	numeric-12.0	28	37579	-
121	dm_sourc_..	From where / how did you hear about DREAMS?	discrete	numeric-12.0	4	37603	-
122	dm_sourc_..	From where / how did you hear about DREAMS?	discrete	numeric-12.0	26	37581	-
123	dm_sourc_..	From where / how did you hear about DREAMS?	discrete	numeric-12.0	427	37180	-
124	dm_sourc_..	From where / how did you hear about DREAMS?	discrete	numeric-12.0	5	37602	-
125	dm_sourc_..	Other, please specify from where / how did you hear about DREAMS?	discrete	character-38	5	0	-
126	dm_invited	Have you been invited to participate in any DREAMS activity or service?	discrete	numeric-12.0	1246	36361	-
127	dm_parti_..	Have you participated in the following service / program? Gender norms and Violence	discrete	numeric-12.0	18560	19047	-
128	dm_aware_..	If no, have you heard of it/ are you aware of it? Gender norms and Violence preve	discrete	numeric-12.0	17291	20316	-
129	dm_org_g_..	If yes, who provided? Gender norms and Violence prevention related programs	discrete	numeric-12.0	278	37329	-
130	dm_org_g_..	Please specify details of the other organization. Gender norms and Violence prev	discrete	character-25	10	0	-
131	dm_parti_..	Have you participated in financial literacy training for girls/young women, e.g.	discrete	numeric-12.0	18553	19054	-
132	dm_aware_..	If no, have you heard of it/ are you aware of it? Financial literacy training	discrete	numeric-12.0	17077	20530	-
133	dm_org_f_..	If yes, who provided? Financial literacy training	discrete	numeric-12.0	373	37234	-
134	dm_org_f_..	Please specify details of the other organization. Financial literacy training	discrete	character-42	16	0	-
135	dm_parti_..	Have you participated in the following service/program? Vocational skills traini	discrete	numeric-12.0	18539	19068	-
136	dm_aware_..	If no, have you heard of it/are you aware of it? Vocational skills training, Bus	discrete	numeric-12.0	17130	20477	-
137	dm_org_e_..	If yes, who provided? Vocational skills training, Business / entrepreneurial tra	discrete	numeric-12.0	262	37345	-
138	dm_org_e_..	Please specify details of the other organization. Vocational skills training, Bu	discrete	character-28	7	0	-

File AHRI.PIP.DREAMS_Component.CombinedDataset.2019.v1							
#	Name	Label	Type	Format	Valid	Invalid	Question
139	dm_parti..	Have you participated in the following service/program? Local program for caregiving	discrete	numeric-12.0	18532	19075	-
140	dm_aware..	If no, have you heard of it/ are you aware of it? Local program for caregiving	discrete	numeric-12.0	17013	20594	-
141	dm_org_c..	If yes, who provided? Local program for caregiving	discrete	numeric-12.0	271	37336	-
142	dm_org_c..	Please specify details of the other organization. Local program for caregiving	discrete	character-28	6	0	-
143	dm_parti..	Have you participated in the following service/program? Facility based (PITC, VT	discrete	numeric-12.0	18538	19069	-
144	dm_aware..	If no, have you heard of it/ are you aware of it? Facility based (PITC, VTC)	discrete	numeric-12.0	10801	26806	-
145	dm_org_f..	If yes, who provided? Facility based (PITC, VTC)	discrete	numeric-12.0	6465	31142	-
146	dm_org_f..	Please specify details of the other organization. Facility based (PITC, VTC)	discrete	character-19	6	0	-
147	dm_parti..	Did you participate in this service / program? Facility based HIV testing	discrete	numeric-12.0	18548	19059	-
148	dm_aware..	Are you aware of the following service / program? Facility based HIV testing	discrete	numeric-12.0	8953	28654	-
149	dm_org_h..	Where / from which organisation was it provided? Facility based HIV testing	discrete	numeric-12.0	8320	29287	-
150	dm_org_h..	Please specify details of the other organization. Facility based HIV testing	discrete	character-11	37	0	-
151	dm_parti..	Did you participate in this service / program? Partner testing	discrete	numeric-12.0	18537	19070	-
152	dm_aware..	Are you aware of the following service / program? Partner testing	discrete	numeric-12.0	15726	21881	-
153	dm_org_p..	Where / from which organisation was it provided? Partner testing	discrete	numeric-12.0	1532	36075	-
154	dm_org_p..	Please specify details of the other organization. Partner testing	discrete	character-13	4	0	-
155	dm_parti..	Did you participate in this service / program? HIV Self testing	discrete	numeric-12.0	18542	19065	-
156	dm_aware..	Are you aware of the following service / program? HIV Self testing	discrete	numeric-12.0	16412	21195	-

File AHRI.PIP.DREAMS_Componant.CombinedDataset.2019.v1							
#	Name	Label	Type	Format	Valid	Invalid	Question
157	dm_org_s..	Where / from which organisation was it provided? HIV Self testing	discrete	numeric-12.0	870	36737	-
158	dm_org_s..	Please specify details of the other organization. HIV Self testing	discrete	character-9	8	0	-
159	dm_parti..	Have you participated in the following service/program? services/programs for ma	discrete	numeric-12.0	6207	31400	-
160	dm_aware..	If no, have you heard of it/ are you aware of it? Twilight HIV testing & Workplac	discrete	numeric-12.0	5518	32089	-
161	dm_org_m..	If yes, who provided? Twilight HIV testing & Workplace HIV testing	discrete	numeric-12.0	103	37504	-
162	dm_org_m..	Please specify details of the other organization. Twilight HIV testing & Workpla	discrete	character-22	5	0	-
163	dm_parti..	Did you participate in this service / program? Condom provision	discrete	numeric-12.0	18566	19041	-
164	dm_aware..	Are you aware of the following service / program? Condom provision	discrete	numeric-12.0	15278	22329	-
165	dm_org_c..	Where / from which organisation was it provided? Condom provision	discrete	numeric-12.0	2250	35357	-
166	dm_org_c..	Please specify details of the other organization. Condom provision	discrete	character-17	10	0	-
167	ms_house..	Do you/your household own a TV?	discrete	numeric-12.0	18556	19051	-
168	ms_watch..	How often do you watch TV?	discrete	numeric-12.0	18564	19043	-
169	ms_watch..	Where do you usually (by usually we mean mostly, or commonly, or regularly) watc	discrete	numeric-12.0	15584	22023	-
170	ms_watch..	Please specify details on the other places where you watch	discrete	character-15	3	0	-
171	ms_ever..	Have you ever watched MTV Shuga?	discrete	numeric-12.0	18568	19039	-
172	ms_ever..	If no - have you heard of it?	discrete	numeric-12.0	16658	20949	-
173	ms_which..	Which country series did you watch?	discrete	numeric-12.0	1628	35979	-
174	ms_which..	Please specify details on the other series of MTV Shugat that you have watched	discrete	character-49	1	0	-
175	hq_descr..	How do you describe your general health at present?	discrete	numeric-12.0	18564	19043	-
176	hq_opi_d..	Have you visited out-patient department (OPD) at the DOH hospital in the past mo	discrete	numeric-12.0	18578	19029	-

File AHRI.PIP.DREAMS_Componant.CombinedDataset.2019.v1							
#	Name	Label	Type	Format	Valid	Invalid	Question
177	hq_opi_p..	Have you visited OPD at the private hospital in the past month?	discrete	numeric-12.0	18578	19029	-
178	hq_vis_p..	Have you visited a private clinic in the past month?	discrete	numeric-12.0	18543	19064	-
179	hq_evero..	Have you ever received TB treatment?	discrete	numeric-12.0	18578	19029	-
180	hq_start..	Were you started on TB treatment in the past 12 months?	discrete	numeric-12.0	1077	36530	-
181	hq_curro..	Are you currently receiving TB treatment?	discrete	numeric-12.0	1077	36530	-
182	hq_evero..	Have you ever received BP treatment?	discrete	numeric-12.0	18568	19039	-
183	hq_start..	Were you started on BP treatment in the past 12 months?	discrete	numeric-12.0	3312	34295	-
184	hq_curro..	Are you currently receiving BP treatment?	discrete	numeric-12.0	3309	34298	-
185	hq_evero..	Have you ever received diabetes treatment?	discrete	numeric-12.0	18550	19057	-
186	hq_start..	Were you started on diabetes treatment in the past 12 months?	discrete	numeric-12.0	844	36763	-
187	hq_curro..	Are you currently receiving diabetes treatment?	discrete	numeric-12.0	846	36761	-
188	hq_prev..	Have you ever taken ART for your own health?	discrete	numeric-12.0	3300	34307	-
189	hq_art_t..	Have you ever had to stop ART?	discrete	numeric-12.0	3066	34541	-
190	hq_art_r..	Please provide the reason for stopping ART:	discrete	character-155	36	-	-
191	hq_prep..	Have you ever heard of PrEP? (These are tablets that people who do not have HIV	discrete	numeric-12.0	18573	19034	-
192	hq_prep..	Where did you hear about PrEP?	discrete	character-28	716	0	-
193	hq_prep..	Have you ever been offered PrEP?	discrete	numeric-12.0	720	36887	-
194	hq_prep..	Are you currently taking PrEP to prevent HIV?	discrete	numeric-12.0	721	36886	-
195	hq_prep..	Suppose that long-acting injectable PrEP is as effective as daily oral PrEP pill	discrete	numeric-12.0	18564	19043	-
196	hq_prep..	Given a choice between either long-acting injectable PrEP and daily oral PrEP, w	discrete	numeric-12.0	18553	19054	-
197	sr_part..	Did the participant request the fieldworker to record the sexual behaviour quest	discrete	numeric-12.0	14321	23286	-
198	sr_part..	If No; give the reason?	discrete	character-60	1224	0	-

File AHRI.PIP.DREAMS_Componant.CombinedDataset.2019.v1							
#	Name	Label	Type	Format	Valid	Invalid	Question
199	sr_share ..	Are you willing to share how old were you the first time you made someone pregna	continuous	numeric-12.0	1940	35667	-
200	sr_agefa ..	How old were you when you first made someone pregnant?	discrete	character-2	847	0	-
201	sr_share ..	Are you willing to share the number of children you have you fathered?	discrete	numeric-12.0	1950	35657	-
202	sr_circu ..	Where were you circumcised?	discrete	numeric-12.0	2268	35339	-
203	sr_circu ..	Please specify more details on where you were circumcised:	discrete	character-14	11	0	-
204	sr_currp ..	Are you currently pregnant?	discrete	numeric-12.0	9222	28385	-
205	sr_share ..	Are you willing to share how old were you the first time you got pregnant?	discrete	numeric-12.0	6504	31103	-
206	sr_agepr ..	How old were you the first time you got pregnant? [age in years]	discrete	character-3	3635	0	-
207	sr_times ..	How many times have you been pregnant? (including pregnancies that did not go to	discrete	character-2	6408	0	-
208	sr_times ..	How many times have you given birth? (include both live births and stillbirths.	discrete	character-2	6410	0	-
209	sr_areus ..	Are you currently using any contraceptive methods to prevent pregnancy?	discrete	numeric-12.0	8434	29173	-
210	sr_currm ..	Other method, please specify:	discrete	character-19	6	0	-
211	sr_meth ..	Which methods were you using?	discrete	numeric-12.0	13	37594	-
212	sr_meth ..	Which methods were you using?	discrete	numeric-12.0	645	36962	-
213	sr_meth ..	Which methods were you using?	discrete	numeric-12.0	15	37592	-
214	sr_meth ..	Which methods were you using?	discrete	numeric-12.0	46	37561	-
215	sr_meth ..	Which methods were you using?	discrete	numeric-12.0	3	37604	-
216	sr_meth ..	Which methods were you using?	discrete	numeric-12.0	24	37583	-
217	sr_meth ..	Which methods were you using?	discrete	numeric-12.0	776	36831	-
218	sr_meth ..	Which methods were you using?	discrete	numeric-12.0	125	37482	-
219	sr_meth ..	Which methods were you using?	discrete	numeric-12.0	78	37529	-
220	sr_meth ..	Which methods were you using?	discrete	numeric-12.0	1	37606	-

File AHRI.PIP.DREAMS_Componant.CombinedDataset.2019.v1

#	Name	Label	Type	Format	Valid	Invalid	Question
221	sr_meth_..	Which methods were you using?	discrete	numeric-12.0	2	37605	-
222	sr_meth_..	Which methods were you using?	discrete	numeric-12.0	3	37604	-
223	sr_meth_..	Other method, please specify:	discrete	character-19	3	0	-
224	partic_c_..	Was the participant assessed capable to complete Self Filled section?	discrete	numeric-12.0	14347	23260	-
225	srs_usec_..	Did you use a condom the LAST time you had sex (whether it was forced or agreed)	discrete	numeric-12.0	10120	27487	-
226	srs_sv_w_..	Would you like to be contacted to discuss the sexual/physical violence?	discrete	numeric-12.0	19207	18400	-
227	srs_sv_u_..	Please confirm that you would like urgent contact (within 3 days) to discuss sex	discrete	numeric-12.0	1174	36433	-
228	srs_sv_c_..	Please tell us how you would like us to contact you:	discrete	numeric-12.0	1173	36434	-
229	srs_sv_a_..	Is there anything else we need to know - please enter it here:	discrete	character-225	1146	-	-
230	srs_sv_c_..	Contact request status	discrete	character-1	0	0	-

File AHRI.PIP.DREAMS_Componant.ContactAttempts.2019.v1

#	Name	Label	Type	Format	Valid	Invalid	Question
1	project_id	REDCap Project Identifier	discrete	numeric-12.0	37607	0	-
2	event_id	REDCap Event Identifier	discrete	numeric-12.0	37607	0	-
3	cohort	Cohort Description	discrete	character-13	37607	0	-
4	round	Round Description	discrete	character-19	37607	0	-
5	IintId	Individual ID	continuous	numeric-12.0	37607	0	-
6	ca_weekb_..	Weekblock	discrete	character-5	37607	0	-
7	ca_attmp_..	Conducting Contact Attempt - One	discrete	numeric-12.0	37607	0	-
8	ca_attmp_..	Staff Member	discrete	character-3	37607	0	-
9	ca_attmp_..	Attempt Start Date and Time	discrete	character-11	37552	-	-
10	ca_attmp_..	Was the participant contacted?	discrete	numeric-12.0	37607	0	-
11	ca_attmp_..	Is participant going to be surveyed today?	discrete	numeric-12.0	17013	20594	-
12	ca_attmp_..	Was participation refused?	discrete	numeric-12.0	2541	35066	-
13	ca_attmp_..	When are you going to make a revisit?	discrete	character-11	50	-	-
14	ca_attmp_..	Comments for Contact attempt - One	discrete	character-244	30858	-	-

File AHRI.PIP.DREAMS_Componant.ContactAttempts.2019.v1							
#	Name	Label	Type	Format	Valid	Invalid	Question
15	ca_attmp..	Conducting Contact Attempt - Two	discrete	numeric-12.0	20651	16956	-
16	ca_attmp..	Staff Member	discrete	character-3	2160	0	-
17	ca_attmp..	Attempt Start Date and Time	discrete	character-11	2157	-	-
18	ca_attmp..	Was the participant contacted?	discrete	numeric-12.0	2158	35449	-
19	ca_attmp..	Is participant going to be surveyed today?	discrete	numeric-12.0	436	37171	-
20	ca_attmp..	Was participation refused?	discrete	numeric-12.0	102	37505	-
21	ca_attmp..	When are you going to make a revisit?	discrete	character-11	3	-	-
22	ca_attmp..	Comments for Contact attempt - Two	discrete	character-200	1916	-	-
23	ca_attmp..	Conducting Contact Attempt - Three	discrete	numeric-12.0	1725	35882	-
24	ca_attmp..	Staff Member	discrete	character-3	892	0	-
25	ca_attmp..	Attempt Start Date and Time	discrete	character-11	889	-	-
26	ca_attmp..	Was the participant contacted?	discrete	numeric-12.0	888	36719	-
27	ca_attmp..	Is participant going to be surveyed today?	discrete	numeric-12.0	121	37486	-
28	ca_attmp..	Was participation refused?	discrete	numeric-12.0	33	37574	-
29	ca_attmp..	Comments for Contact attempt - Three	discrete	character-229	824	-	-
30	ca_attmp..	Conducting Contact Attempt - One	discrete	numeric-12.0	14745	22862	-
31	ca_attmp..	Staff Member	discrete	character-3	14813	0	-
32	ca_attmp..	Attempt Start Date and Time	discrete	character-11	14811	-	-
33	ca_attmp..	Was the participant contacted?	discrete	numeric-12.0	14814	22793	-
34	ca_attmp..	Is participant going to be surveyed today?	discrete	numeric-12.0	5747	31860	-
35	ca_attmp..	Was participation refused?	discrete	numeric-12.0	719	36888	-
36	ca_attmp..	When are you going to make a revisit?	discrete	character-11	2	-	-
37	ca_attmp..	Comments for Contact attempt - One	discrete	character-181	14090	-	-
38	ca_attmp..	Conducting Contact Attempt - Two	discrete	numeric-12.0	9074	28533	-
39	ca_attmp..	Staff Member	discrete	character-3	77	0	-
40	ca_attmp..	Attempt Start Date and Time	discrete	character-11	77	-	-
41	ca_attmp..	Was the participant contacted?	discrete	numeric-12.0	77	37530	-
42	ca_attmp..	Is participant going to be surveyed today?	discrete	numeric-12.0	16	37591	-
43	ca_attmp..	Was participation refused?	discrete	numeric-12.0	1	37606	-

File AHRI.PIP.DREAMS_Componant.ContactAttempts.2019.v1							
#	Name	Label	Type	Format	Valid	Invalid	Question
44	ca_attmp ..	When are you going to make a revisit?	discrete	character-11	0	-	-
45	ca_attmp ..	Comments for Contact attempt - Two	discrete	character-120	77	-	-
46	ca_attmp ..	Conducting Contact Attempt - Three	discrete	numeric-12.0	62	37545	-
47	ca_attmp ..	Staff Member	discrete	character-3	9	0	-
48	ca_attmp ..	Attempt Start Date and Time	discrete	character-11	9	-	-
49	ca_attmp ..	Was the participant contacted?	discrete	numeric-12.0	9	37598	-
50	ca_attmp ..	Is participant going to be surveyed today?	discrete	numeric-12.0	3	37604	-
51	ca_attmp ..	Was participation refused?	discrete	numeric-12.0	0	37607	-
52	ca_attmp ..	Comments for Contact attempt - Three	discrete	character-120	9	-	-
53	ca_refused	Participation Refused?	discrete	numeric-12.0	37607	0	-
54	ca_refus ..	Who refuse participation?	discrete	numeric-12.0	3342	34265	-
55	ca_refus ..	Specify other person who refused participation:	discrete	character-103	70	-	-
56	ca_refus ..	Fieldworker: Please provide refusal narrative	discrete	character-196	3343	-	-
57	ca_refus ..	FOR COORDINATOR TO COMPLETE: Was this reason for refusal approved?"	discrete	character-1	0	0	-
58	ca_refus ..	Please specify the Reason why request was denied	discrete	character-1	0	0	-
59	ca_prema ..	Was this a Pre-mature completion?	discrete	numeric-12.0	14413	23194	-
60	ca_prema ..	Select reason for pre-mature completion	discrete	numeric-12.0	4380	33227	-
61	ca_prema ..	Specify other reason for pre-mature completion:	discrete	character-188	248	-	-
62	ca_field ..	Fieldworker: Request handover of Non-Contact to Field Coordinator?	discrete	numeric-12.0	20102	17505	-
63	ca_field ..	Select reason for non-contact in field	discrete	numeric-12.0	15692	21915	-
64	ca_field ..	Fieldworker: Can the potential participant use South African Sign Language?	discrete	numeric-12.0	32	37575	-
65	ca_field ..	Fieldworker: Is the potential participant a confident reader (ie could use a sel	discrete	numeric-12.0	32	37575	-
66	ca_field ..	Specify other reason for non-contact from field:	discrete	character-244	13252	-	-
67	ca_field ..	Provide details of directions including izigodi, local area, destination BSID an	discrete	character-244	941	-	-

File AHRI.PIP.DREAMS_Componant.ContactAttempts.2019.v1							
#	Name	Label	Type	Format	Valid	Invalid	Question
68	ca_field..	Fieldworker: Please provide narrative	discrete	character-244	14730	-	-
69	ca_field..	Fieldworker: Select best time to revisit - Afternoon	discrete	numeric-12.0	2439	35168	-
70	ca_field..	Fieldworker: Select best time to revisit - Afternoon and/or Sunday	discrete	numeric-12.0	2534	35073	-
71	ca_field..	Fieldworker: Select best time to revisit - Any day and at Anytime	discrete	numeric-12.0	2616	34991	-
72	ca_field..	Fieldworker: Select best time to revisit - After 02 weeks	discrete	numeric-12.0	791	36816	-
73	ca_field..	Fieldworker: Select best time to revisit - Month-end	discrete	numeric-12.0	306	37301	-
74	ca_field..	Fieldworker: Select best time to revisit - Week-end	discrete	numeric-12.0	766	36841	-
75	ca_field..	Fieldworker: Select best time to revisit - Sunday	discrete	numeric-12.0	6226	31381	-
76	ca_field..	Fieldworker: Select best time to revisit - Mtubatuba	discrete	numeric-12.0	240	37367	-
77	ca_field..	Fieldworker: Select best time to revisit - At Work	discrete	numeric-12.0	870	36737	-
78	ca_field..	Fieldworker: Select best time to revisit - Other; Specify	discrete	numeric-12.0	1875	35732	-
79	ca_field..	Fieldworker: Specify other details on best time to revisit	discrete	character-180	581	-	-
80	ca_field..	FROM FIELD COORDINATOR's REVIEW: Was this request to transfer to the trackers ap	discrete	character-28	16	0	-
81	ca_field..	FOR FIELD COORDINATOR's TO COMPLETE: Why was this request was denied?	discrete	character-52	14	0	-
82	ca_track..	Tracker: Request handover to Special Task Team Coordinator?	discrete	numeric-12.0	8876	28731	-
83	ca_track..	Select reason for non-contact by Tracker	discrete	numeric-12.0	8795	28812	-
84	ca_track..	Tracker: Can the potential participant use South African Sign Language?	discrete	numeric-12.0	0	37607	-
85	ca_track..	Tracker: Is the potential participant a confident reader (ie could use a self-co	discrete	numeric-12.0	0	37607	-
86	ca_track..	Specify other reason for non-contact by Tracker:	discrete	character-181	7653	-	-
87	ca_track..	Tracker: Please provide narrative	discrete	character-181	8866	-	-
88	ca_spt_c..	FOR SPECIAL TASK TEAM COORDINATOR	discrete	character-1	0	0	-

File AHRI.PIP.DREAMS_Componant.ContactAttempts.2019.v1

#	Name	Label	Type	Format	Valid	Invalid	Question
		TO COMPLETE: Was is the outcome of this reques					
89	ca_spt_c..	Please specify the Reason why request was denied	discrete	character-1	0	0	-
90	ca_mobcl..	Nurse: Request handover to Nursing Team Coordinator?	discrete	numeric-12.0	1	37606	-
91	ca_mobcl..	Select reason for non-contact by Nurse	discrete	numeric-12.0	0	37607	-
92	ca_mobcl..	Specify other reason for non-contact by Nurse:	discrete	character-1	0	0	-
93	ca_mobcl..	Nurse: Please provide narrative	discrete	character-1	0	0	-
94	ca_mobcl..	FROM NURSING TEAM COORDINATOR's REVIEW: Was this request to handover as a Non-Co	discrete	character-1	0	0	-
95	ca_mobcl..	FROM NURSING TEAM COORDINATOR's REVIEW: Why was this request was denied?	discrete	character-1	0	0	-
96	ca_visit..	Visit Type	discrete	character-3	37607	0	-
97	ca_visit..	Visit Date	discrete	character-11	37607	-	-

File AHRI.PIP.DREAMS_Componant.ExposureToDREAMS.2019.v1

#	Name	Label	Type	Format	Valid	Invalid	Question
1	project_id	REDCap Project Identifier	discrete	numeric-12.0	37607	0	-
2	event_id	REDCap Event Identifier	discrete	numeric-12.0	37607	0	-
3	cohort	Cohort Description	discrete	character-13	37607	0	-
4	round	Round Description	discrete	character-19	37607	0	-
5	IIntId	Individual ID	continuous	numeric-12.0	37607	0	-
6	dm_aware..	Have you heard of a program called 'DREAMS'?	discrete	numeric-12.0	18568	19039	-
7	dm_source..	From where / how did you hear about DREAMS?	discrete	numeric-12.0	95	37512	-
8	dm_source..	From where / how did you hear about DREAMS?	discrete	numeric-12.0	55	37552	-
9	dm_source..	From where / how did you hear about DREAMS?	discrete	numeric-12.0	103	37504	-
10	dm_source..	From where / how did you hear about DREAMS?	discrete	numeric-12.0	214	37393	-
11	dm_source..	From where / how did you hear about DREAMS?	discrete	numeric-12.0	299	37308	-
12	dm_source..	From where / how did you hear about DREAMS?	discrete	numeric-12.0	28	37579	-
13	dm_source..	From where / how did you hear about DREAMS?	discrete	numeric-12.0	4	37603	-
14	dm_source..	From where / how did you hear about DREAMS?	discrete	numeric-12.0	26	37581	-

File AHRI.PIP.DREAMS_Componant.ExposureToDREAMS.2019.v1							
#	Name	Label	Type	Format	Valid	Invalid	Question
15	dm_sourc_..	From where / how did you hear about DREAMS?	discrete	numeric-12.0	427	37180	-
16	dm_sourc_..	From where / how did you hear about DREAMS?	discrete	numeric-12.0	5	37602	-
17	dm_sourc_..	Other, please specify from where / how did you hear about DREAMS?	discrete	character-38	5	0	-
18	dm_invited	Have you been invited to participate in any DREAMS activity or service?	discrete	numeric-12.0	1246	36361	-
19	dm_parti_..	Have you participated in the following service / program? Gender norms and Violence	discrete	numeric-12.0	18560	19047	-
20	dm_aware_..	If no, have you heard of it/ are you aware of it? Gender norms and Violence prev	discrete	numeric-12.0	17291	20316	-
21	dm_org_g_..	If yes, who provided? Gender norms and Violence prevention related programs	discrete	numeric-12.0	278	37329	-
22	dm_org_g_..	Please specify details of the other organization. Gender norms and Violence prev	discrete	character-25	10	0	-
23	dm_parti_..	Have you participated in financial literacy training for girls/young women, e.g.	discrete	numeric-12.0	18553	19054	-
24	dm_aware_..	If no, have you heard of it/ are you aware of it? Financial literacy training	discrete	numeric-12.0	17077	20530	-
25	dm_org_f_..	If yes, who provided? Financial literacy training	discrete	numeric-12.0	373	37234	-
26	dm_org_f_..	Please specify details of the other organization. Financial literacy training	discrete	character-42	16	0	-
27	dm_parti_..	Have you participated in the following service/program? Vocational skills traini	discrete	numeric-12.0	18539	19068	-
28	dm_aware_..	If no, have you heard of it/are you aware of it? Vocational skills training, Bus	discrete	numeric-12.0	17130	20477	-
29	dm_org_e_..	If yes, who provided? Vocational skills training, Business / entrepreneurial tra	discrete	numeric-12.0	262	37345	-
30	dm_org_e_..	Please specify details of the other organization. Vocational skills training, Bu	discrete	character-28	7	0	-
31	dm_parti_..	Have you participated in the following service/program? Local program for caregi	discrete	numeric-12.0	18532	19075	-
32	dm_aware_..	If no, have you heard of it/ are you aware of it? Local program for caregiving	discrete	numeric-12.0	17013	20594	-
33	dm_org_c_..	If yes, who provided? Local program for caregiving	discrete	numeric-12.0	271	37336	-

File AHRI.PIP.DREAMS_Componant.ExposureToDREAMS.2019.v1							
#	Name	Label	Type	Format	Valid	Invalid	Question
34	dm_org_c..	Please specify details of the other organization. Local program for caregiving	discrete	character-28	6	0	-
35	dm_parti..	Have you participated in the following service/program? Facility based (PITC, VT	discrete	numeric-12.0	18538	19069	-
36	dm_aware..	If no, have you heard of it/ are you aware of it? Facility based (PITC, VTC)	discrete	numeric-12.0	10801	26806	-
37	dm_org_f..	If yes, who provided? Facility based (PITC, VTC)	discrete	numeric-12.0	6465	31142	-
38	dm_org_f..	Please specify details of the other organization. Facility based (PITC, VTC)	discrete	character-19	6	0	-
39	dm_parti..	Did you participate in this service / program? Facility based HIV testing	discrete	numeric-12.0	18548	19059	-
40	dm_aware..	Are you aware of the following service / program? Facility based HIV testing	discrete	numeric-12.0	8953	28654	-
41	dm_org_h..	Where / from which organisation was it provided? Facility based HIV testing	discrete	numeric-12.0	8320	29287	-
42	dm_org_h..	Please specify details of the other organization. Facility based HIV testing	discrete	character-11	37	0	-
43	dm_parti..	Did you participate in this service / program? Partner testing	discrete	numeric-12.0	18537	19070	-
44	dm_aware..	Are you aware of the following service / program? Partner testing	discrete	numeric-12.0	15726	21881	-
45	dm_org_p..	Where / from which organisation was it provided? Partner testing	discrete	numeric-12.0	1532	36075	-
46	dm_org_p..	Please specify details of the other organization. Partner testing	discrete	character-13	4	0	-
47	dm_parti..	Did you participate in this service / program? HIV Self testing	discrete	numeric-12.0	18542	19065	-
48	dm_aware..	Are you aware of the following service / program? HIV Self testing	discrete	numeric-12.0	16412	21195	-
49	dm_org_s..	Where / from which organisation was it provided? HIV Self testing	discrete	numeric-12.0	870	36737	-
50	dm_org_s..	Please specify details of the other organization. HIV Self testing	discrete	character-9	8	0	-
51	dm_parti..	Have you participated in the following service/program? services/programs for ma	discrete	numeric-12.0	6207	31400	-

File AHRI.PIP.DREAMS_Componant.ExposureToDREAMS.2019.v1							
#	Name	Label	Type	Format	Valid	Invalid	Question
52	dm_aware_..	If no, have you heard of it/ are you aware of it? Twilight HIV testing & Workplac	discrete	numeric-12.0	5518	32089	-
53	dm_org_m_..	If yes, who provided? Twilight HIV testing & Workplace HIV testing	discrete	numeric-12.0	103	37504	-
54	dm_org_m_..	Please specify details of the other organization. Twilight HIV testing & Workpla	discrete	character-22	5	0	-
55	dm_parti_..	Did you participate in this service / program? Condom provision	discrete	numeric-12.0	18566	19041	-
56	dm_aware_..	Are you aware of the following service / program? Condom provision	discrete	numeric-12.0	15278	22329	-
57	dm_org_c_..	Where / from which organisation was it provided? Condom provision	discrete	numeric-12.0	2250	35357	-
58	dm_org_c_..	Please specify details of the other organization. Condom provision	discrete	character-17	10	0	-

File AHRI.PIP.DREAMS_Componant.ExposureToMTVShuga.2019.v1							
#	Name	Label	Type	Format	Valid	Invalid	Question
1	project_id	REDCap Project Identifier	discrete	numeric-12.0	37607	0	-
2	event_id	REDCap Event Identifier	discrete	numeric-12.0	37607	0	-
3	cohort	Cohort Description	discrete	character-13	37607	0	-
4	round	Round Description	discrete	character-19	37607	0	-
5	IIntId	Individual ID	continuous	numeric-12.0	37607	0	-
6	ms_house_..	Do you/your household own a TV?	discrete	numeric-12.0	18556	19051	-
7	ms_watch_..	How often do you watch TV?	discrete	numeric-12.0	18564	19043	-
8	ms_watch_..	Where do you usually (by usually we mean mostly, or commonly, or regularly) watc	discrete	numeric-12.0	15584	22023	-
9	ms_watch_..	Please specify details on the other places where you watch	discrete	character-15	3	0	-
10	ms_ever_..	Have you ever watched MTV Shuga?	discrete	numeric-12.0	18568	19039	-
11	ms_ever_..	If no - have you heard of it?	discrete	numeric-12.0	16658	20949	-
12	ms_which_..	Which country series did you watch?	discrete	numeric-12.0	1628	35979	-
13	ms_which_..	Please specify details on the other series of MTV Shugat that you have watched	discrete	character-49	1	0	-

File AHRI.PIP.DREAMS_Componant.IndivGeneralHealth.2019.v1							
#	Name	Label	Type	Format	Valid	Invalid	Question

File AHRI.PIP.DREAMS_Componant.IndivGeneralHealth.2019.v1							
#	Name	Label	Type	Format	Valid	Invalid	Question
1	project_id	REDCap Project Identifier	discrete	numeric-12.0	37607	0	-
2	event_id	REDCap Event Identifier	discrete	numeric-12.0	37607	0	-
3	cohort	Cohort Description	discrete	character-13	37607	0	-
4	round	Round Description	discrete	character-19	37607	0	-
5	IintId	Individual ID	continuous	numeric-12.0	37607	0	-
6	hq_descr_..	How do you describe your general health at present?	discrete	numeric-12.0	18564	19043	-
7	hq_opi_d_..	Have you visited out-patient department (OPD) at the DOH hospital in the past mo	discrete	numeric-12.0	18578	19029	-
8	hq_opi_p_..	Have you visited OPD at the private hospital in the past month?	discrete	numeric-12.0	18578	19029	-
9	hq_vis_p_..	Have you visited a private clinic in the past month?	discrete	numeric-12.0	18543	19064	-
10	hq_evero_..	Have you ever received TB treatment?	discrete	numeric-12.0	18578	19029	-
11	hq_start_..	Were you started on TB treatment in the past 12 months?	discrete	numeric-12.0	1077	36530	-
12	hq_curro_..	Are you currently receiving TB treatment?	discrete	numeric-12.0	1077	36530	-
13	hq_evero_..	Have you ever received BP treatment?	discrete	numeric-12.0	18568	19039	-
14	hq_start_..	Were you started on BP treatment in the past 12 months?	discrete	numeric-12.0	3312	34295	-
15	hq_curro_..	Are you currently receiving BP treatment?	discrete	numeric-12.0	3309	34298	-
16	hq_evero_..	Have you ever received diabetes treatment?	discrete	numeric-12.0	18550	19057	-
17	hq_start_..	Were you started on diabetes treatment in the past 12 months?	discrete	numeric-12.0	844	36763	-
18	hq_curro_..	Are you currently receiving diabetes treatment?	discrete	numeric-12.0	846	36761	-
19	hq_prev_..	Have you ever taken ART for your own health?	discrete	numeric-12.0	3300	34307	-
20	hq_art_t_..	Have you ever had to stop ART?	discrete	numeric-12.0	3066	34541	-
21	hq_art_r_..	Please provide the reason for stopping ART:	discrete	character-155	36	-	-
22	hq_prep_..	Have you ever heard of PrEP? (These are tablets that people who do not have HIV	discrete	numeric-12.0	18573	19034	-
23	hq_prep_..	Where did you hear about PrEP?	discrete	character-28	716	0	-
24	hq_prep_..	Have you ever been offered PrEP?	discrete	numeric-12.0	720	36887	-

File AHRI.PIP.DREAMS_Componant.IndivGeneralHealth.2019.v1

#	Name	Label	Type	Format	Valid	Invalid	Question
25	hq_prep_..	Are you currently taking PrEP to prevent HIV?	discrete	numeric-12.0	721	36886	-
26	hq_prep_..	Suppose that long-acting injectable PrEP is as effective as daily oral PrEP pill	discrete	numeric-12.0	18564	19043	-
27	hq_prep_..	Given a choice between either long-acting injectable PrEP and daily oral PrEP, w	discrete	numeric-12.0	18553	19054	-

File AHRI.PIP.DREAMS_Componant.InformedConsent.2019.v1

#	Name	Label	Type	Format	Valid	Invalid	Question
1	project_id	REDCap Project Identifier	discrete	numeric-12.0	37608	0	-
2	event_id	REDCap Event Identifier	discrete	numeric-12.0	37608	0	-
3	cohort	Cohort Description	discrete	character-13	37608	0	-
4	round	Round Description	discrete	character-19	37608	0	-
5	IntId	Individual ID	continuous	numeric-12.0	37608	0	-
6	hq_descr_..	How do you describe your general health at present?	discrete	numeric-12.0	18564	19044	-
7	hq_opi_d_..	Have you visited out-patient department (OPD) at the DOH hospital in the past mo	discrete	numeric-12.0	18578	19030	-
8	hq_opi_p_..	Have you visited OPD at the private hospital in the past month?	discrete	numeric-12.0	18578	19030	-
9	hq_vis_p_..	-	continuous	numeric-12.0	18543	19065	-
10	hq_evero_..	Have you ever received TB treatment?	discrete	numeric-12.0	18578	19030	-
11	hq_start_..	Were you started on TB treatment in the past 12 months?	discrete	numeric-12.0	1077	36531	-
12	hq_curro_..	Are you currently receiving TB treatment?	discrete	numeric-12.0	1077	36531	-
13	hq_evero_..	Have you ever received BP treatment?	discrete	numeric-12.0	18568	19040	-
14	hq_start_..	Were you started on BP treatment in the past 12 months?	discrete	numeric-12.0	3312	34296	-
15	hq_curro_..	Are you currently receiving BP treatment?	discrete	numeric-12.0	3309	34299	-
16	hq_evero_..	Have you ever received diabetes treatment?	discrete	numeric-12.0	18550	19058	-
17	hq_start_..	Were you started on diabetes treatment in the past 12 months?	discrete	numeric-12.0	844	36764	-
18	hq_curro_..	Are you currently receiving diabetes treatment?	discrete	numeric-12.0	846	36762	-
19	hq_prev_..	Have you ever taken ART for your own health?	discrete	numeric-12.0	3300	34308	-

File AHRI.PIP.DREAMS_Componant.InformedConsent.2019.v1							
#	Name	Label	Type	Format	Valid	Invalid	Question
20	hq_art_t..	Have you ever had to stop ART?	discrete	numeric-12.0	3066	34542	-
21	hq_art_r..	Please provide the reason for stopping ART:	discrete	character-155	36	-	-
22	hq_prep_..	Have you ever heard of PrEP? (These are tablets that people who do not have HIV	discrete	numeric-12.0	18573	19035	-
23	hq_prep_..	Where did you hear about PrEP?	discrete	character-28	716	0	-
24	hq_prep_..	Have you ever been offered PrEP?	discrete	numeric-12.0	720	36888	-
25	hq_prep_..	Are you currently taking PrEP to prevent HIV?	discrete	numeric-12.0	721	36887	-
26	hq_prep_..	Suppose that long-acting injectable PrEP is as effective as daily oral PrEP pill	discrete	numeric-12.0	18564	19044	-
27	hq_prep_..	Given a choice between either long-acting injectable PrEP and daily oral PrEP, w	discrete	numeric-12.0	18553	19055	-

File AHRI.PIP.DREAMS_Componant.PersonalInformation.2019.v1							
#	Name	Label	Type	Format	Valid	Invalid	Question
1	project_id	REDCap Project Identifier	discrete	numeric-12.0	37607	0	-
2	event_id	REDCap Event Identifier	discrete	numeric-12.0	37607	0	-
3	cohort	Cohort Description	discrete	character-13	37607	0	-
4	round	Round Description	discrete	character-19	37607	0	-
5	IIntId	Individual ID	continuous	numeric-12.0	37607	0	-
6	BSIntId	BSID	continuous	numeric-12.0	36063	1544	-
7	urban_or..	Is BSID location categorised as urban or rural?	discrete	character-49	36054	0	-
8	HHIntId	HHID	continuous	numeric-12.0	36054	1553	-
9	isigodi	Isigodi Name	discrete	character-22	36054	0	-
10	municname	Municipality Name	discrete	character-11	35593	0	-
11	wardno	Ward Number	discrete	numeric-12.0	35593	2014	-
12	pd_dob	Date Of Birth	discrete	character-11	37607	-	-
13	pd_age	Age	discrete	character-5	19756	0	-
14	pd_sex	Sex	discrete	numeric-12.0	37606	1	-

File AHRI.PIP.DREAMS_Componant.SexualRelatInterviewer.2019.v1							
#	Name	Label	Type	Format	Valid	Invalid	Question
1	project_id	REDCap Project Identifier	discrete	numeric-12.0	37607	0	-
2	event_id	REDCap Event Identifier	discrete	numeric-12.0	37607	0	-
3	cohort	Cohort Description	discrete	character-13	37607	0	-
4	round	Round Description	discrete	character-19	37607	0	-

File AHRI.PIP.DREAMS_Componant.SexualRelatInterviewer.2019.v1							
#	Name	Label	Type	Format	Valid	Invalid	Question
5	IintId	Individual ID	continuous	numeric-12.0	37607	0	-
6	sr_part_..	Did the participant request the fieldworker to record the sexual behaviour quest	discrete	numeric-12.0	14321	23286	-
7	sr_part_..	If No; give the reason?	discrete	character-60	1224	0	-
8	sr_share_..	Are you willing to share how old were you the first time you made someone pregna	continuous	numeric-12.0	1940	35667	-
9	sr_agefa_..	How old were you when you first made someone pregnant?	discrete	character-2	847	0	-
10	sr_share_..	Are you willing to share the number of children you have you fathered?	discrete	numeric-12.0	1950	35657	-
11	sr_circu_..	Where were you circumcised?	discrete	numeric-12.0	2268	35339	-
12	sr_circu_..	Please specify more details on where you were circumcised:	discrete	character-14	11	0	-
13	sr_currp_..	Are you currently pregnant?	discrete	numeric-12.0	9222	28385	-
14	sr_share_..	Are you willing to share how old were you the first time you got pregnant?	discrete	numeric-12.0	6504	31103	-
15	sr_agepr_..	How old were you the first time you got pregnant? [age in years]	discrete	character-3	3635	0	-
16	sr_times_..	How many times have you been pregnant? (including pregnancies that did not go to	discrete	character-2	6408	0	-
17	sr_times_..	How many times have you given birth? (include both live births and stillbirths.	discrete	character-2	6410	0	-
18	sr_areus_..	Are you currently using any contraceptive methods to prevent pregnancy?	discrete	numeric-12.0	8434	29173	-
19	sr_currm_..	Other method, please specify:	discrete	character-19	6	0	-
20	sr_meth_..	Which methods were you using?	discrete	numeric-12.0	13	37594	-
21	sr_meth_..	Which methods were you using?	discrete	numeric-12.0	645	36962	-
22	sr_meth_..	Which methods were you using?	discrete	numeric-12.0	15	37592	-
23	sr_meth_..	Which methods were you using?	discrete	numeric-12.0	46	37561	-
24	sr_meth_..	Which methods were you using?	discrete	numeric-12.0	3	37604	-
25	sr_meth_..	Which methods were you using?	discrete	numeric-12.0	24	37583	-
26	sr_meth_..	Which methods were you using?	discrete	numeric-12.0	776	36831	-

File AHRI.PIP.DREAMS_Componant.SexualRelatInterviewer.2019.v1

#	Name	Label	Type	Format	Valid	Invalid	Question
27	sr_meth_..	Which methods were you using?	discrete	numeric-12.0	125	37482	-
28	sr_meth_..	Which methods were you using?	discrete	numeric-12.0	78	37529	-
29	sr_meth_..	Which methods were you using?	discrete	numeric-12.0	1	37606	-
30	sr_meth_..	Which methods were you using?	discrete	numeric-12.0	2	37605	-
31	sr_meth_..	Which methods were you using?	discrete	numeric-12.0	3	37604	-
32	sr_meth_..	Other method, please specify:	discrete	character-19	3	0	-
33	partic_c_..	Was the participant assessed capable to complete Self Filled section?	discrete	numeric-12.0	14347	23260	-

File AHRI.PIP.DREAMS_Componant.SexualRelatSelFilled.2019.v1

#	Name	Label	Type	Format	Valid	Invalid	Question
1	project_id	REDCap Project Identifier	discrete	numeric-12.0	37607	0	-
2	event_id	REDCap Event Identifier	discrete	numeric-12.0	37607	0	-
3	cohort	Cohort Description	discrete	character-13	37607	0	-
4	round	Round Description	discrete	character-19	37607	0	-
5	IntId	Individual ID	continuous	numeric-12.0	37607	0	-
6	srs_usecc_..	Did you use a condom the LAST time you had sex (whether it was forced or agreed)	discrete	numeric-12.0	10120	27487	-
7	srs_sv_w_..	Would you like to be contacted to discuss the sexual/physical violence?	discrete	numeric-12.0	19207	18400	-
8	srs_sv_u_..	Please confirm that you would like urgent contact (within 3 days) to discuss sex	discrete	numeric-12.0	1174	36433	-
9	srs_sv_c_..	Please tell us how you would like us to contact you:	discrete	numeric-12.0	1173	36434	-
10	srs_sv_a_..	Is there anything else we need to know - please enter it here:	discrete	character-225	1146	-	-
11	srs_sv_c_..	Contact request status	discrete	character-1	0	0	-

Variables Description

Dataset contains 520 variable(s)

File : AHRI.PIP.DREAMS_Componant.AssessmentOfCapacity.2019.v1

project_id: REDCap Project Identifier

Information	[Type= discrete] [Format=numeric] [Range= 419-419] [Missing=*]
Statistics [NW/ W]	[Valid=37607 /-] [Invalid=0 /-]

event_id: REDCap Event Identifier

Information	[Type= discrete] [Format=numeric] [Range= 1158-1158] [Missing=*]
Statistics [NW/ W]	[Valid=37607 /-] [Invalid=0 /-]

cohort: Cohort Description

Information	[Type= discrete] [Format=character] [Missing=*]
Statistics [NW/ W]	[Valid=37607 /-] [Invalid=0 /-]

round: Round Description

Information	[Type= discrete] [Format=character] [Missing=*]
Statistics [NW/ W]	[Valid=37607 /-] [Invalid=0 /-]

IIntId: Individual ID

Information	[Type= continuous] [Format=numeric] [Range= 17-241036] [Missing=*]
Statistics [NW/ W]	[Valid=37607 /-] [Invalid=0 /-] [Mean=81987.51 /-] [StdDev=55409.199 /-]

ac_date: Capacity assessment date

Information	[Type= discrete] [Format=character] [Missing=*]
Statistics [NW/ W]	[Valid=19919 /-]

ac_assess_step1: HAPPY with Step 1?

Information	[Type= discrete] [Format=numeric] [Range= 1-2] [Missing=*]
Statistics [NW/ W]	[Valid=19937 /-] [Invalid=17670 /-]

Value	Label	Cases	Percentage
1	Yes, seek signature	19485	<div></div> 97.7%
2	No, not happy	452	<div></div> 2.3%
Sysmiss		17670	

Warning: these figures indicate the number of cases found in the data file. They cannot be interpreted as summary statistics of the population of interest.

ac_assess_step2: HAPPY with Step 2?

Information	[Type= discrete] [Format=numeric] [Range= 1-2] [Missing=*]
Statistics [NW/ W]	[Valid=451 /-] [Invalid=37156 /-]

Value	Label	Cases	Percentage
1	Yes, seek signature	24	<div></div> 5.3%
2	No, not happy	427	<div></div> 94.7%
Sysmiss		37156	

Warning: these figures indicate the number of cases found in the data file. They cannot be interpreted as summary statistics of the population of interest.

ac_assess_step3: HAPPY with Step 3?

Information	[Type= discrete] [Format=numeric] [Range= 1-2] [Missing=*]
Statistics [NW/ W]	[Valid=428 /-] [Invalid=37179 /-]

Value	Label	Cases	Percentage
1	Yes, seek signature	1	<div></div> 0.2%
2	No, not happy	427	<div></div> 99.8%

File : AHRI.PIP.DREAMS_Componant.AssessmentOfCapacity.2019.v1

ac_assess_step3: HAPPY with Step 3?

Value	Label	Cases	Percentage
Sysmiss		37179	

Warning: these figures indicate the number of cases found in the data file. They cannot be interpreted as summary statistics of the population of interest.

ac_assess_result: Is this individual capable to participate?

Information	[Type= discrete] [Format=numeric] [Range= 0-98] [Missing=*]
Statistics [NW/ W]	[Valid=37607 /-] [Invalid=0 /-]

Value	Label	Cases	Percentage
0	No, I have never had it	0	
1	Yes	19499	51.8%
2	No	18108	48.2%
3	Yes, but not sure about the exact age	0	
93	Prefer not to answer	0	
95	Not had sex with this partner in the last 4 weeks	0	
98	Don't know	0	

Warning: these figures indicate the number of cases found in the data file. They cannot be interpreted as summary statistics of the population of interest.

File : AHRI.PIP.DREAMS_Componant.CombinedDataset.2019.v1

project_id: REDCap Project Identifier

Information	[Type= discrete] [Format=numeric] [Range= 419-419] [Missing=*]
Statistics [NW/ W]	[Valid=37607 /-] [Invalid=0 /-]

event_id: REDCap Event Identifier

Information	[Type= discrete] [Format=numeric] [Range= 1158-1158] [Missing=*]
Statistics [NW/ W]	[Valid=37607 /-] [Invalid=0 /-]

cohort: Cohort Description

Information	[Type= discrete] [Format=character] [Missing=*]
Statistics [NW/ W]	[Valid=37607 /-] [Invalid=0 /-]

round: Round Description

Information	[Type= discrete] [Format=character] [Missing=*]
Statistics [NW/ W]	[Valid=37607 /-] [Invalid=0 /-]

IIntId: Individual ID

Information	[Type= continuous] [Format=numeric] [Range= 17-241036] [Missing=*]
Statistics [NW/ W]	[Valid=37607 /-] [Invalid=0 /-] [Mean=81987.51 /-] [StdDev=55409.199 /-]

BSIntId: BSID

Information	[Type= continuous] [Format=numeric] [Range= 11-92917] [Missing=*]
Statistics [NW/ W]	[Valid=36063 /-] [Invalid=1544 /-] [Mean=10011.568 /-] [StdDev=13168.572 /-]

urban_or_rural: Is BSID location categorised as urban or rural?

Information	[Type= discrete] [Format=character] [Missing=*]
Statistics [NW/ W]	[Valid=36054 /-] [Invalid=0 /-]

HHIntId: HHID

Information	[Type= continuous] [Format=numeric] [Range= 11-43677] [Missing=*]
Statistics [NW/ W]	[Valid=36054 /-] [Invalid=1553 /-] [Mean=12936.49 /-] [StdDev=10830.833 /-]

isigodi: Isigodi Name

Information	[Type= discrete] [Format=character] [Missing=*]
Statistics [NW/ W]	[Valid=36054 /-] [Invalid=0 /-]

municname: Municipality Name

Information	[Type= discrete] [Format=character] [Missing=*]
Statistics [NW/ W]	[Valid=35593 /-] [Invalid=0 /-]

wardno: Ward Number

Information	[Type= discrete] [Format=numeric] [Range= 1-20] [Missing=*]
Statistics [NW/ W]	[Valid=35593 /-] [Invalid=2014 /-]

ca_weekblock: Weekblock

Information	[Type= discrete] [Format=character] [Missing=*]
Statistics [NW/ W]	[Valid=37607 /-] [Invalid=0 /-]

ca_attmp1_fieldattmp: Conducting Contact Attempt - One

Information	[Type= discrete] [Format=numeric] [Range= 0-98] [Missing=*]
-------------	---

File : AHRI.PIP.DREAMS_Componant.CombinedDataset.2019.v1

ca_attmp1_fieldatmp: Conducting Contact Attempt - One

Statistics [NW/ W] [Valid=37607 /-] [Invalid=0 /-]

Value	Label	Cases	Percentage
0	No, I have never had it	0	
1	Yes	37607	100.0%
2	No	0	
3	Yes, but not sure about the exact age	0	
93	Prefer not to answer	0	
95	Not had sex with this partner in the last 4 weeks	0	
98	Don't know	0	

Warning: these figures indicate the number of cases found in the data file. They cannot be interpreted as summary statistics of the population of interest.

ca_attmp1_fieldstaff: Staff Member

Information [Type= discrete] [Format=character] [Missing=*]

Statistics [NW/ W] [Valid=37607 /-] [Invalid=0 /-]

ca_attmp1_fielddatetime: Attempt Start Date and Time

Information [Type= discrete] [Format=character] [Missing=*]

Statistics [NW/ W] [Valid=37552 /-]

ca_attmp1_field_contact: Was the participant contacted?

Information [Type= discrete] [Format=numeric] [Range= 0-98] [Missing=*]

Statistics [NW/ W] [Valid=37607 /-] [Invalid=0 /-]

Value	Label	Cases	Percentage
0	No, I have never had it	0	
1	Yes	17012	45.2%
2	No	20595	54.8%
3	Yes, but not sure about the exact age	0	
93	Prefer not to answer	0	
95	Not had sex with this partner in the last 4 weeks	0	
98	Don't know	0	

Warning: these figures indicate the number of cases found in the data file. They cannot be interpreted as summary statistics of the population of interest.

ca_attmp1_field_willing: Is participant going to be surveyed today?

Information [Type= discrete] [Format=numeric] [Range= 0-98] [Missing=*]

Statistics [NW/ W] [Valid=17013 /-] [Invalid=20594 /-]

Value	Label	Cases	Percentage
0	No, I have never had it	0	
1	Yes	14472	85.1%
2	No	2541	14.9%
3	Yes, but not sure about the exact age	0	
93	Prefer not to answer	0	
95	Not had sex with this partner in the last 4 weeks	0	
98	Don't know	0	
Sysmiss		20594	

Warning: these figures indicate the number of cases found in the data file. They cannot be interpreted as summary statistics of the population of interest.

File : AHRI.PIP.DREAMS_Componant.CombinedDataset.2019.v1

ca_attmp1_field_refused: Was participation refused?

Information [Type= discrete] [Format=numeric] [Range= 0-98] [Missing=*]

Statistics [NW/ W] [Valid=2541 /-] [Invalid=35066 /-]

Value	Label	Cases	Percentage
0	No, I have never had it	0	
1	Yes	2492	98.1%
2	No	49	1.9%
3	Yes, but not sure about the exact age	0	
93	Prefer not to answer	0	
95	Not had sex with this partner in the last 4 weeks	0	
98	Don't know	0	
Sysmiss		35066	

Warning: these figures indicate the number of cases found in the data file. They cannot be interpreted as summary statistics of the population of interest.

ca_attmp1_field_revisit: When are you going to make a revisit?

Information [Type= discrete] [Format=character] [Missing=*]

Statistics [NW/ W] [Valid=50 /-]

ca_attmp1_fieldcomm: Comments for Contact attempt - One

Information [Type= discrete] [Format=character] [Missing=*]

Statistics [NW/ W] [Valid=30858 /-]

ca_attmp2_fieldatmp: Conducting Contact Attempt - Two

Information [Type= discrete] [Format=numeric] [Range= 0-98] [Missing=*]

Statistics [NW/ W] [Valid=20651 /-] [Invalid=16956 /-]

Value	Label	Cases	Percentage
0	No, I have never had it	0	
1	Yes	2160	10.5%
2	No	18491	89.5%
3	Yes, but not sure about the exact age	0	
93	Prefer not to answer	0	
95	Not had sex with this partner in the last 4 weeks	0	
98	Don't know	0	
Sysmiss		16956	

Warning: these figures indicate the number of cases found in the data file. They cannot be interpreted as summary statistics of the population of interest.

ca_attmp2_fieldstaff: Staff Member

Information [Type= discrete] [Format=character] [Missing=*]

Statistics [NW/ W] [Valid=2160 /-] [Invalid=0 /-]

ca_attmp2_fielddatetime: Attempt Start Date and Time

Information [Type= discrete] [Format=character] [Missing=*]

Statistics [NW/ W] [Valid=2157 /-]



ca_attmp2_field_contact: Was the participant contacted?

Information [Type= discrete] [Format=numeric] [Range= 0-98] [Missing=*]

Statistics [NW/ W] [Valid=2158 /-] [Invalid=35449 /-]

File : AHRI.PIP.DREAMS_Componant.CombinedDataset.2019.v1



ca_attmp2_field_contact: Was the participant contacted?

Value	Label	Cases	Percentage
0	No, I have never had it	0	
1	Yes	436	 20.2%
2	No	1722	 79.8%
3	Yes, but not sure about the exact age	0	
93	Prefer not to answer	0	
95	Not had sex with this partner in the last 4 weeks	0	
98	Don't know	0	
Sysmiss		35449	

Warning: these figures indicate the number of cases found in the data file. They cannot be interpreted as summary statistics of the population of interest.

ca_attmp2_field_willing: Is participant going to be surveyed today?



Information	[Type= discrete] [Format=numeric] [Range= 0-98] [Missing=*]
Statistics [NW/ W]	[Valid=436 /-] [Invalid=37171 /-]

Value	Label	Cases	Percentage
0	No, I have never had it	0	
1	Yes	334	 76.6%
2	No	102	 23.4%
3	Yes, but not sure about the exact age	0	
93	Prefer not to answer	0	
95	Not had sex with this partner in the last 4 weeks	0	
98	Don't know	0	
Sysmiss		37171	

Warning: these figures indicate the number of cases found in the data file. They cannot be interpreted as summary statistics of the population of interest.

ca_attmp2_field_refused: Was participation refused?

Information	[Type= discrete] [Format=numeric] [Range= 0-98] [Missing=*]
Statistics [NW/ W]	[Valid=102 /-] [Invalid=37505 /-]

Value	Label	Cases	Percentage
0	No, I have never had it	0	
1	Yes	99	 97.1%
2	No	3	 2.9%
3	Yes, but not sure about the exact age	0	
93	Prefer not to answer	0	
95	Not had sex with this partner in the last 4 weeks	0	
98	Don't know	0	
Sysmiss		37505	

Warning: these figures indicate the number of cases found in the data file. They cannot be interpreted as summary statistics of the population of interest.

ca_attmp2_field_revisit: When are you going to make a revisit?

Information	[Type= discrete] [Format=character] [Missing=*]
Statistics [NW/ W]	[Valid=3 /-]

ca_attmp2_fieldcomm: Comments for Contact attempt - Two

Information	[Type= discrete] [Format=character] [Missing=*]
Statistics [NW/ W]	[Valid=1916 /-]

File : AHRI.PIP.DREAMS_Componant.CombinedDataset.2019.v1

ca_attmp3_fieldattmp: Conducting Contact Attempt - Three

Information [Type= discrete] [Format=numeric] [Range= 0-98] [Missing=*]

Statistics [NW/ W] [Valid=1725 /-] [Invalid=35882 /-]

Value	Label	Cases	Percentage
0	No, I have never had it	0	
1	Yes	891	51.7%
2	No	834	48.3%
3	Yes, but not sure about the exact age	0	
93	Prefer not to answer	0	
95	Not had sex with this partner in the last 4 weeks	0	
98	Don't know	0	
Sysmiss		35882	

Warning: these figures indicate the number of cases found in the data file. They cannot be interpreted as summary statistics of the population of interest.

ca_attmp3_fieldstaff: Staff Member

Information [Type= discrete] [Format=character] [Missing=*]

Statistics [NW/ W] [Valid=892 /-] [Invalid=0 /-]

ca_attmp3_fielddatetime: Attempt Start Date and Time

Information [Type= discrete] [Format=character] [Missing=*]

Statistics [NW/ W] [Valid=889 /-]

ca_attmp3_field_contact: Was the participant contacted?

Information [Type= discrete] [Format=numeric] [Range= 0-98] [Missing=*]

Statistics [NW/ W] [Valid=888 /-] [Invalid=36719 /-]

Value	Label	Cases	Percentage
0	No, I have never had it	0	
1	Yes	121	13.6%
2	No	767	86.4%
3	Yes, but not sure about the exact age	0	
93	Prefer not to answer	0	
95	Not had sex with this partner in the last 4 weeks	0	
98	Don't know	0	
Sysmiss		36719	

Warning: these figures indicate the number of cases found in the data file. They cannot be interpreted as summary statistics of the population of interest.

ca_attmp3_field_willing: Is participant going to be surveyed today?

Information [Type= discrete] [Format=numeric] [Range= 0-98] [Missing=*]

Statistics [NW/ W] [Valid=121 /-] [Invalid=37486 /-]

Value	Label	Cases	Percentage
0	No, I have never had it	0	
1	Yes	88	72.7%
2	No	33	27.3%
3	Yes, but not sure about the exact age	0	
93	Prefer not to answer	0	
95	Not had sex with this partner in the last 4 weeks	0	

File : AHRI.PIP.DREAMS_Componant.CombinedDataset.2019.v1

ca_attmp3_field_willing: Is participant going to be surveyed today?

Value	Label	Cases	Percentage
98	Don't know	0	
Sysmiss		37486	

Warning: these figures indicate the number of cases found in the data file. They cannot be interpreted as summary statistics of the population of interest.

ca_attmp3_field_refused: Was participation refused?

Information	[Type= discrete] [Format=numeric] [Range= 0-98] [Missing=*]
Statistics [NW/ W]	[Valid=33 /-] [Invalid=37574 /-]

Value	Label	Cases	Percentage
0	No, I have never had it	0	
1	Yes	32	97.0%
2	No	1	3.0%
3	Yes, but not sure about the exact age	0	
93	Prefer not to answer	0	
95	Not had sex with this partner in the last 4 weeks	0	
98	Don't know	0	
Sysmiss		37574	

Warning: these figures indicate the number of cases found in the data file. They cannot be interpreted as summary statistics of the population of interest.

ca_attmp3_fieldcomm: Comments for Contact attempt - Three

Information	[Type= discrete] [Format=character] [Missing=*]
Statistics [NW/ W]	[Valid=824 /-]

ca_attmp1_trackattmp: Conducting Contact Attempt - One

Information	[Type= discrete] [Format=numeric] [Range= 0-98] [Missing=*]
Statistics [NW/ W]	[Valid=14745 /-] [Invalid=22862 /-]

Value	Label	Cases	Percentage
0	No, I have never had it	0	
1	Yes	14744	100.0%
2	No	1	0.0%
3	Yes, but not sure about the exact age	0	
93	Prefer not to answer	0	
95	Not had sex with this partner in the last 4 weeks	0	
98	Don't know	0	
Sysmiss		22862	

Warning: these figures indicate the number of cases found in the data file. They cannot be interpreted as summary statistics of the population of interest.

ca_attmp1_trackstaff: Staff Member

Information	[Type= discrete] [Format=character] [Missing=*]
Statistics [NW/ W]	[Valid=14813 /-] [Invalid=0 /-]

ca_attmp1_trackdatetime: Attempt Start Date and Time

Information	[Type= discrete] [Format=character] [Missing=*]
Statistics [NW/ W]	[Valid=14811 /-]

ca_attmp1_track_contact: Was the participant contacted?

Information	[Type= discrete] [Format=numeric] [Range= 0-98] [Missing=*]
-------------	---

File : AHRI.PIP.DREAMS_Componant.CombinedDataset.2019.v1

ca_attmp1_track_contact: Was the participant contacted?

Statistics [NW/ W] [Valid=14814 /-] [Invalid=22793 /-]

Value	Label	Cases	Percentage
0	No, I have never had it	0	
1	Yes	5746	38.8%
2	No	9068	61.2%
3	Yes, but not sure about the exact age	0	
93	Prefer not to answer	0	
95	Not had sex with this partner in the last 4 weeks	0	
98	Don't know	0	
Sysmiss		22793	

Warning: these figures indicate the number of cases found in the data file. They cannot be interpreted as summary statistics of the population of interest.

ca_attmp1_track_willing: Is participant going to be surveyed today?

Information [Type= discrete] [Format=numeric] [Range= 0-98] [Missing=*]

Statistics [NW/ W] [Valid=5747 /-] [Invalid=31860 /-]

Value	Label	Cases	Percentage
0	No, I have never had it	0	
1	Yes	5028	87.5%
2	No	719	12.5%
3	Yes, but not sure about the exact age	0	
93	Prefer not to answer	0	
95	Not had sex with this partner in the last 4 weeks	0	
98	Don't know	0	
Sysmiss		31860	

Warning: these figures indicate the number of cases found in the data file. They cannot be interpreted as summary statistics of the population of interest.

ca_attmp1_track_refused: Was participation refused?

Information [Type= discrete] [Format=numeric] [Range= 0-98] [Missing=*]

Statistics [NW/ W] [Valid=719 /-] [Invalid=36888 /-]

Value	Label	Cases	Percentage
0	No, I have never had it	0	
1	Yes	718	99.9%
2	No	1	0.1%
3	Yes, but not sure about the exact age	0	
93	Prefer not to answer	0	
95	Not had sex with this partner in the last 4 weeks	0	
98	Don't know	0	
Sysmiss		36888	

Warning: these figures indicate the number of cases found in the data file. They cannot be interpreted as summary statistics of the population of interest.

ca_attmp1_track_revisit: When are you going to make a revisit?

Information [Type= discrete] [Format=character] [Missing=*]

Statistics [NW/ W] [Valid=2 /-]

ca_attmp1_trackcomm: Comments for Contact attempt - One

Information [Type= discrete] [Format=character] [Missing=*]

File : AHRI.PIP.DREAMS_Componant.CombinedDataset.2019.v1

ca_attmp1_trackcomm: Comments for Contact attempt - One

Statistics [NW/ W] [Valid=14090 /-]

ca_attmp2_trackattmp: Conducting Contact Attempt - Two

Information [Type= discrete] [Format=numeric] [Range= 0-98] [Missing=*]

Statistics [NW/ W] [Valid=9074 /-] [Invalid=28533 /-]

Value	Label	Cases	Percentage
0	No, I have never had it	0	
1	Yes	76	0.8%
2	No	8998	99.2%
3	Yes, but not sure about the exact age	0	
93	Prefer not to answer	0	
95	Not had sex with this partner in the last 4 weeks	0	
98	Don't know	0	
Sysmiss		28533	

Warning: these figures indicate the number of cases found in the data file. They cannot be interpreted as summary statistics of the population of interest.

ca_attmp2_trackstaff: Staff Member

Information [Type= discrete] [Format=character] [Missing=*]

Statistics [NW/ W] [Valid=77 /-] [Invalid=0 /-]

ca_attmp2_trackdatetime: Attempt Start Date and Time

Information [Type= discrete] [Format=character] [Missing=*]

Statistics [NW/ W] [Valid=77 /-]

ca_attmp2_track_contact: Was the participant contacted?

Information [Type= discrete] [Format=numeric] [Range= 0-98] [Missing=*]

Statistics [NW/ W] [Valid=77 /-] [Invalid=37530 /-]

Value	Label	Cases	Percentage
0	No, I have never had it	0	
1	Yes	16	20.8%
2	No	61	79.2%
3	Yes, but not sure about the exact age	0	
93	Prefer not to answer	0	
95	Not had sex with this partner in the last 4 weeks	0	
98	Don't know	0	
Sysmiss		37530	

Warning: these figures indicate the number of cases found in the data file. They cannot be interpreted as summary statistics of the population of interest.

ca_attmp2_track_willing: Is participant going to be surveyed today?

Information [Type= discrete] [Format=numeric] [Range= 0-98] [Missing=*]

Statistics [NW/ W] [Valid=16 /-] [Invalid=37591 /-]

Value	Label	Cases	Percentage
0	No, I have never had it	0	
1	Yes	15	93.8%
2	No	1	6.2%
3	Yes, but not sure about the exact age	0	

File : AHRI.PIP.DREAMS_Componant.CombinedDataset.2019.v1

ca_attmp2_track_willing: Is participant going to be surveyed today?

Value	Label	Cases	Percentage
93	Prefer not to answer	0	
95	Not had sex with this partner in the last 4 weeks	0	
98	Don't know	0	
Sysmiss		37591	

Warning: these figures indicate the number of cases found in the data file. They cannot be interpreted as summary statistics of the population of interest.

ca_attmp2_track_refused: Was participation refused?

Information	[Type= discrete] [Format=numeric] [Range= 0-98] [Missing=*]
Statistics [NW/ W]	[Valid=1 /-] [Invalid=37606 /-]

Value	Label	Cases	Percentage
0	No, I have never had it	0	
1	Yes	1	100.0%
2	No	0	
3	Yes, but not sure about the exact age	0	
93	Prefer not to answer	0	
95	Not had sex with this partner in the last 4 weeks	0	
98	Don't know	0	
Sysmiss		37606	

Warning: these figures indicate the number of cases found in the data file. They cannot be interpreted as summary statistics of the population of interest.

ca_attmp2_track_revisit: When are you going to make a revisit?

Information	[Type= discrete] [Format=character] [Missing=*]
Statistics [NW/ W]	[Valid=0 /-]

# ca_attmp2_trackcomm: Comments for Contact attempt - Two			
Information	[Type= discrete] [Format=character] [Missing=*]		
Statistics [NW/ W]	[Valid=77 /-]		
# ca_attmp3_trackattmp: Conducting Contact Attempt - Three			
Information	[Type= discrete] [Format=numeric] [Range= 0-98] [Missing=*]		
Statistics [NW/ W]	[Valid=62 /-] [Invalid=37545 /-]		
Value	Label	Cases	Percentage
0	No, I have never had it	0	
1	Yes	9	<div><div></div>14.5%</div>
2	No	53	<div><div></div>85.5%</div>
3	Yes, but not sure about the exact age	0	
93	Prefer not to answer	0	
95	Not had sex with this partner in the last 4 weeks	0	
98	Don't know	0	
Sysmiss		37545	
Warning: these figures indicate the number of cases found in the data file. They cannot be interpreted as summary statistics of the population of interest.			
# ca_attmp3_trackstaff: Staff Member			
Information	[Type= discrete] [Format=character] [Missing=*]		
Statistics [NW/ W]	[Valid=9 /-] [Invalid=0 /-]		
# ca_attmp3_trackdatetime: Attempt Start Date and Time			
Information	[Type= discrete] [Format=character] [Missing=*]		
Statistics [NW/ W]	[Valid=9 /-]		
# ca_attmp3_track_contact: Was the participant contacted?			
Information	[Type= discrete] [Format=numeric] [Range= 0-98] [Missing=*]		
Statistics [NW/ W]	[Valid=9 /-] [Invalid=37598 /-]		
Value	Label	Cases	Percentage
0	No, I have never had it	0	
1	Yes	3	<div><div></div>33.3%</div>
2	No	6	<div><div></div>66.7%</div>
3	Yes, but not sure about the exact age	0	
93	Prefer not to answer	0	
95	Not had sex with this partner in the last 4 weeks	0	
98	Don't know	0	
Sysmiss		37598	
Warning: these figures indicate the number of cases found in the data file. They cannot be interpreted as summary statistics of the population of interest.			
# ca_attmp3_track_willing: Is participant going to be surveyed today?			
Information	[Type= discrete] [Format=numeric] [Range= 0-98] [Missing=*]		
Statistics [NW/ W]	[Valid=3 /-] [Invalid=37604 /-]		
Value	Label	Cases	Percentage
0	No, I have never had it	0	
1	Yes	3	<div><div></div>100.0%</div>
2	No	0	
3	Yes, but not sure about the exact age	0	

# ca_attmp3_track_willing: Is participant going to be surveyed today?			
Value	Label	Cases	Percentage
93	Prefer not to answer	0	
95	Not had sex with this partner in the last 4 weeks	0	
98	Don't know	0	
Sysmiss		37604	
Warning: these figures indicate the number of cases found in the data file. They cannot be interpreted as summary statistics of the population of interest.			
# ca_attmp3_track_refused: Was participation refused?			
Information	[Type= discrete] [Format=numeric] [Range= 0-98] [Missing=*]		
Statistics [NW/ W]	[Valid=0 /-] [Invalid=37607 /-]		
Value	Label	Cases	Percentage
0	No, I have never had it	0	
1	Yes	0	
2	No	0	
3	Yes, but not sure about the exact age	0	
93	Prefer not to answer	0	
95	Not had sex with this partner in the last 4 weeks	0	
98	Don't know	0	
Sysmiss		37607	
Warning: these figures indicate the number of cases found in the data file. They cannot be interpreted as summary statistics of the population of interest.			
# ca_attmp3_trackcomm: Comments for Contact attempt - Three			
Information	[Type= discrete] [Format=character] [Missing=*]		
Statistics [NW/ W]	[Valid=9 /-]		
# ca_refused: Participation Refused?			
Information	[Type= discrete] [Format=numeric] [Range= 0-98] [Missing=*]		
Statistics [NW/ W]	[Valid=37607 /-] [Invalid=0 /-]		
Value	Label	Cases	Percentage
0	No, I have never had it	0	
1	Yes	3342	<div><div></div></div> 8.9%
2	No	34265	<div><div></div></div> 91.1%
3	Yes, but not sure about the exact age	0	
93	Prefer not to answer	0	
95	Not had sex with this partner in the last 4 weeks	0	
98	Don't know	0	
Warning: these figures indicate the number of cases found in the data file. They cannot be interpreted as summary statistics of the population of interest.			
# ca_refused_by: Who refuse participation?			
Information	[Type= discrete] [Format=numeric] [Range= 1-96] [Missing=*]		
Statistics [NW/ W]	[Valid=3342 /-] [Invalid=34265 /-]		
Value	Label	Cases	Percentage
1	Self	3037	<div><div></div></div> 90.9%
2	Partner	54	<div><div></div></div> 1.6%
3	HH Head	91	<div><div></div></div> 2.7%
4	BS Owner	90	<div><div></div></div> 2.7%
96	Other, specify	70	<div><div></div></div> 2.1%

# ca_refused_by: Who refuse participation?			
Value	Label	Cases	Percentage
Sysmiss		34265	
Warning: these figures indicate the number of cases found in the data file. They cannot be interpreted as summary statistics of the population of interest.			
# ca_refused_byoth: Specify other person who refused participation:			
Information	[Type= discrete] [Format=character] [Missing=*]		
Statistics [NW/ W]	[Valid=70 /-]		
# ca_refused_narrative: Fieldworker: Please provide refusal narrative			
Information	[Type= discrete] [Format=character] [Missing=*]		
Statistics [NW/ W]	[Valid=3343 /-]		
# ca_refused_approval: FOR COORDINATOR TO COMPLETE: Was this reason for refusal approved?"			
Information	[Type= discrete] [Format=character] [Missing=*]		
Statistics [NW/ W]	[Valid=0 /-] [Invalid=0 /-]		
# ca_refused_req_den: Please specify the Reason why request was denied			
Information	[Type= discrete] [Format=character] [Missing=*]		
Statistics [NW/ W]	[Valid=0 /-] [Invalid=0 /-]		
# ca_premature_comp: Was this a Pre-mature completion?			
Information	[Type= discrete] [Format=numeric] [Range= 0-98] [Missing=*]		
Statistics [NW/ W]	[Valid=14413 /-] [Invalid=23194 /-]		
Value	Label	Cases	Percentage
0	No, I have never had it	0	
1	Yes	4380	<div></div> 30.4%
2	No	10033	<div></div> 69.6%
3	Yes, but not sure about the exact age	0	
93	Prefer not to answer	0	
95	Not had sex with this partner in the last 4 weeks	0	
98	Don't know	0	
Sysmiss		23194	
Warning: these figures indicate the number of cases found in the data file. They cannot be interpreted as summary statistics of the population of interest.			
# ca_premature_reas: Select reason for pre-mature completion			
Information	[Type= discrete] [Format=numeric] [Range= 1-96] [Missing=*]		
Statistics [NW/ W]	[Valid=4380 /-] [Invalid=33227 /-]		
Value	Label	Cases	Percentage
1	Reported dead?	413	<div></div> 9.4%
2	Outmigrated outside PIPSA	3721	<div></div> 85.0%
96	Other, specify	246	<div></div> 5.6%
Sysmiss		33227	
Warning: these figures indicate the number of cases found in the data file. They cannot be interpreted as summary statistics of the population of interest.			
# ca_premature_reasoth: Specify other reason for pre-mature completion:			
Information	[Type= discrete] [Format=character] [Missing=*]		
Statistics [NW/ W]	[Valid=248 /-]		

# ca_field_handover_request: Fieldworker: Request handover of Non-Contact to Field Coordinator?			
Information	[Type= discrete] [Format=numeric] [Range= 0-98] [Missing=*]		
Statistics [NW/ W]	[Valid=20102 /-] [Invalid=17505 /-]		
Value	Label	Cases	Percentage
0	No, I have never had it	0	
1	Yes	15702	<div><div></div></div> 78.1%
2	No	4400	<div><div></div></div> 21.9%
3	Yes, but not sure about the exact age	0	
93	Prefer not to answer	0	
95	Not had sex with this partner in the last 4 weeks	0	
98	Don't know	0	
Sysmiss		17505	
Warning: these figures indicate the number of cases found in the data file. They cannot be interpreted as summary statistics of the population of interest.			
# ca_field_noncontact_reas: Select reason for non-contact in field			
Information	[Type= discrete] [Format=numeric] [Range= 4-96] [Missing=*]		
Statistics [NW/ W]	[Valid=15692 /-] [Invalid=21915 /-]		
Value	Label	Cases	Percentage
4	Not found after 4 attempts	754	<div><div></div></div> 4.8%
7	Temporarily away for more than 2 months	840	<div><div></div></div> 5.4%
8	Stay in currently Avoided BS/HH	19	<div><div></div></div> 0.1%
9	Outmigrated to unknown destination	930	<div><div></div></div> 5.9%
10	Participant is deaf, unable to communicate	34	<div><div></div></div> 0.2%
96	Other, specify	13115	<div><div></div></div> 83.6%
Sysmiss		21915	
Warning: these figures indicate the number of cases found in the data file. They cannot be interpreted as summary statistics of the population of interest.			
# ca_field_use_sign_language: Fieldworker: Can the potential participant use South African Sign Language?			
Information	[Type= discrete] [Format=numeric] [Range= 1-98] [Missing=*]		
Statistics [NW/ W]	[Valid=32 /-] [Invalid=37575 /-]		
Value	Label	Cases	Percentage
1	Fluently	1	<div><div></div></div> 3.1%
2	Not at all	28	<div><div></div></div> 87.5%
3	Moderately or little	3	<div><div></div></div> 9.4%
98	Don't know	0	
Sysmiss		37575	
Warning: these figures indicate the number of cases found in the data file. They cannot be interpreted as summary statistics of the population of interest.			
# ca_field_deaf_conf_reader: Fieldworker: Is the potential participant a confident reader (ie could use a sel			
Information	[Type= discrete] [Format=numeric] [Range= 1-98] [Missing=*]		
Statistics [NW/ W]	[Valid=32 /-] [Invalid=37575 /-]		
Value	Label	Cases	Percentage
1	Fluent reader	1	<div><div></div></div> 3.1%
2	Not at all	27	<div><div></div></div> 84.4%
3	Possibly	2	<div><div></div></div> 6.2%
98	Don't know	2	<div><div></div></div> 6.2%
Sysmiss		37575	
Warning: these figures indicate the number of cases found in the data file. They cannot be interpreted as summary statistics of the population of interest.			

# ca_field_noncontct_reasoht: Specify other reason for non-contact from field:			
Information	[Type= discrete] [Format=character] [Missing=*]		
Statistics [NW/ W]	[Valid=13252 /-]		
# ca_field_migrate_to: Provide details of directions including izigodi, local area, destination BSID an			
Information	[Type= discrete] [Format=character] [Missing=*]		
Statistics [NW/ W]	[Valid=941 /-]		
# ca_field_transnotes: Fieldworker: Please provide narrative			
Information	[Type= discrete] [Format=character] [Missing=*]		
Statistics [NW/ W]	[Valid=14730 /-]		
# ca_field_time_to_revisit_1: Fieldworker: Select best time to revisit - Afternoon			
Information	[Type= discrete] [Format=numeric] [Range= 1-96] [Missing=*]		
Statistics [NW/ W]	[Valid=2439 /-] [Invalid=35168 /-]		
Value	Label	Cases	Percentage
1	Afternoon	2439	100.0%
2	Afternoon and/or Sunday	0	
3	Any day and at Anytime	0	
4	After 02 weeks	0	
5	Month-end	0	
6	Week-end	0	
7	Sunday	0	
8	Mtubatuba	0	
9	At Work	0	
96	Other; Specify	0	
Sysmiss		35168	
<i>Warning: these figures indicate the number of cases found in the data file. They cannot be interpreted as summary statistics of the population of interest.</i>			
# ca_field_time_to_revisit_2: Fieldworker: Select best time to revisit - Afternoon and/or Sunday			
Information	[Type= discrete] [Format=numeric] [Range= 1-96] [Missing=*]		
Statistics [NW/ W]	[Valid=2534 /-] [Invalid=35073 /-]		
Value	Label	Cases	Percentage
1	Afternoon	0	
2	Afternoon and/or Sunday	2534	100.0%
3	Any day and at Anytime	0	
4	After 02 weeks	0	
5	Month-end	0	
6	Week-end	0	
7	Sunday	0	
8	Mtubatuba	0	
9	At Work	0	
96	Other; Specify	0	
Sysmiss		35073	
<i>Warning: these figures indicate the number of cases found in the data file. They cannot be interpreted as summary statistics of the population of interest.</i>			
# ca_field_time_to_revisit_3: Fieldworker: Select best time to revisit - Any day and at Anytime			
Information	[Type= discrete] [Format=numeric] [Range= 1-96] [Missing=*]		
Statistics [NW/ W]	[Valid=2616 /-] [Invalid=34991 /-]		

ca_field_time_to_revisit_3: Fieldworker: Select best time to revisit - Any day and at Anytime

Value	Label	Cases	Percentage
1	Afternoon	0	
2	Afternoon and/or Sunday	0	
3	Any day and at Anytime	2616	100.0%
4	After 02 weeks	0	
5	Month-end	0	
6	Week-end	0	
7	Sunday	0	
8	Mtubatuba	0	
9	At Work	0	
96	Other; Specify	0	
Sysmiss		34991	

Warning: these figures indicate the number of cases found in the data file. They cannot be interpreted as summary statistics of the population of interest.

ca_field_time_to_revisit_4: Fieldworker: Select best time to revisit - After 02 weeks

Information	[Type= discrete] [Format=numeric] [Range= 1-96] [Missing=*]
Statistics [NW/ W]	[Valid=791 /-] [Invalid=36816 /-]

Value	Label	Cases	Percentage
1	Afternoon	0	
2	Afternoon and/or Sunday	0	
3	Any day and at Anytime	0	
4	After 02 weeks	791	100.0%
5	Month-end	0	
6	Week-end	0	
7	Sunday	0	
8	Mtubatuba	0	
9	At Work	0	
96	Other; Specify	0	
Sysmiss		36816	

Warning: these figures indicate the number of cases found in the data file. They cannot be interpreted as summary statistics of the population of interest.

ca_field_time_to_revisit_5: Fieldworker: Select best time to revisit - Month-end

Information	[Type= discrete] [Format=numeric] [Range= 1-96] [Missing=*]
Statistics [NW/ W]	[Valid=306 /-] [Invalid=37301 /-]

Value	Label	Cases	Percentage
1	Afternoon	0	
2	Afternoon and/or Sunday	0	
3	Any day and at Anytime	0	
4	After 02 weeks	0	
5	Month-end	306	100.0%
6	Week-end	0	
7	Sunday	0	
8	Mtubatuba	0	
9	At Work	0	
96	Other; Specify	0	
Sysmiss		37301	

Warning: these figures indicate the number of cases found in the data file. They cannot be interpreted as summary statistics of the population of interest.

# ca_field_time_to_revisit_6: Fieldworker: Select best time to revisit - Week-end			
Information	[Type= discrete] [Format=numeric] [Range= 1-96] [Missing=*]		
Statistics [NW/ W]	[Valid=766 /-] [Invalid=36841 /-]		
Value	Label	Cases	Percentage
1	Afternoon	0	
2	Afternoon and/or Sunday	0	
3	Any day and at Anytime	0	
4	After 02 weeks	0	
5	Month-end	0	
6	Week-end	766	100.0%
7	Sunday	0	
8	Mtubatuba	0	
9	At Work	0	
96	Other; Specify	0	
Sysmiss		36841	
Warning: these figures indicate the number of cases found in the data file. They cannot be interpreted as summary statistics of the population of interest.			
# ca_field_time_to_revisit_7: Fieldworker: Select best time to revisit - Sunday			
Information	[Type= discrete] [Format=numeric] [Range= 1-96] [Missing=*]		
Statistics [NW/ W]	[Valid=6226 /-] [Invalid=31381 /-]		
Value	Label	Cases	Percentage
1	Afternoon	0	
2	Afternoon and/or Sunday	0	
3	Any day and at Anytime	0	
4	After 02 weeks	0	
5	Month-end	0	
6	Week-end	0	
7	Sunday	6226	100.0%
8	Mtubatuba	0	
9	At Work	0	
96	Other; Specify	0	
Sysmiss		31381	
Warning: these figures indicate the number of cases found in the data file. They cannot be interpreted as summary statistics of the population of interest.			
# ca_field_time_to_revisit_8: Fieldworker: Select best time to revisit - Mtubatuba			
Information	[Type= discrete] [Format=numeric] [Range= 1-96] [Missing=*]		
Statistics [NW/ W]	[Valid=240 /-] [Invalid=37367 /-]		
Value	Label	Cases	Percentage
1	Afternoon	0	
2	Afternoon and/or Sunday	0	
3	Any day and at Anytime	0	
4	After 02 weeks	0	
5	Month-end	0	
6	Week-end	0	
7	Sunday	0	
8	Mtubatuba	240	100.0%
9	At Work	0	

# ca_field_time_to_revisit_8: Fieldworker: Select best time to revisit - Mtubatuba			
Value	Label	Cases	Percentage
96	Other; Specify	0	
Sysmiss		37367	
Warning: these figures indicate the number of cases found in the data file. They cannot be interpreted as summary statistics of the population of interest.			
# ca_field_time_to_revisit_9: Fieldworker: Select best time to revisit - At Work			
Information		[Type= discrete] [Format=numeric] [Range= 1-96] [Missing=*]	
Statistics [NW/ W]		[Valid=870 /-] [Invalid=36737 /-]	
Value	Label	Cases	Percentage
1	Afternoon	0	
2	Afternoon and/or Sunday	0	
3	Any day and at Anytime	0	
4	After 02 weeks	0	
5	Month-end	0	
6	Week-end	0	
7	Sunday	0	
8	Mtubatuba	0	
9	At Work	870	
96	Other; Specify	0	
Sysmiss		36737	100.0%
Warning: these figures indicate the number of cases found in the data file. They cannot be interpreted as summary statistics of the population of interest.			
# ca_field_time_to_revisit_96: Fieldworker: Select best time to revisit - Other; Specify			
Information		[Type= discrete] [Format=numeric] [Range= 1-96] [Missing=*]	
Statistics [NW/ W]		[Valid=1875 /-] [Invalid=35732 /-]	
Value	Label	Cases	Percentage
1	Afternoon	0	
2	Afternoon and/or Sunday	0	
3	Any day and at Anytime	0	
4	After 02 weeks	0	
5	Month-end	0	
6	Week-end	0	
7	Sunday	0	
8	Mtubatuba	0	
9	At Work	0	
96	Other; Specify	1875	
Sysmiss		35732	100.0%
Warning: these figures indicate the number of cases found in the data file. They cannot be interpreted as summary statistics of the population of interest.			
# ca_field_timeto_revis_oth: Fieldworker: Specify other details on best time to revisit			
Information		[Type= discrete] [Format=character] [Missing=*]	
Statistics [NW/ W]		[Valid=581 /-]	
# ca_field_coordn_approv: FROM FIELD COORDINATOR's REVIEW: Was this request to transfer to the trackers ap			
Information		[Type= discrete] [Format=character] [Missing=*]	
Statistics [NW/ W]		[Valid=16 /-] [Invalid=0 /-]	

# ca_field_reject_reas: FOR FIELD COORDINATOR's TO COMPLETE: Why was this request was denied?			
Information		[Type= discrete] [Format=character] [Missing=*]	
Statistics [NW/ W]		[Valid=14 /-] [Invalid=0 /-]	
# ca_track_handover_request: Tracker: Request handover to Special Task Team Coordinator?			
Information		[Type= discrete] [Format=numeric] [Range= 0-98] [Missing=*]	
Statistics [NW/ W]		[Valid=8876 /-] [Invalid=28731 /-]	
Value	Label	Cases	Percentage
0	No, I have never had it	0	
1	Yes	8859	<div><div></div></div> 99.8%
2	No	17	0.2%
3	Yes, but not sure about the exact age	0	
93	Prefer not to answer	0	
95	Not had sex with this partner in the last 4 weeks	0	
98	Don't know	0	
Sysmiss		28731	
<i>Warning: these figures indicate the number of cases found in the data file. They cannot be interpreted as summary statistics of the population of interest.</i>			
# ca_track_noncontact_reas: Select reason for non-contact by Tracker			
Information		[Type= discrete] [Format=numeric] [Range= 4-96] [Missing=*]	
Statistics [NW/ W]		[Valid=8795 /-] [Invalid=28812 /-]	
Value	Label	Cases	Percentage
4	Not found after 4 attempts	713	<div><div></div></div> 8.1%
7	Temporarily away for more than 2 months	433	<div><div></div></div> 4.9%
8	Stay in currently Avoided BS/HH	0	
9	Outmigrated to unknown destination	0	
10	Participant is deaf, unable to communicate	0	
96	Other, specify	7649	<div><div></div></div> 87.0%
Sysmiss		28812	
<i>Warning: these figures indicate the number of cases found in the data file. They cannot be interpreted as summary statistics of the population of interest.</i>			
# ca_track_use_sign_language: Tracker: Can the potential participant use South African Sign Language?			
Information		[Type= discrete] [Format=numeric] [Missing=*]	
Statistics [NW/ W]		[Valid=0 /-] [Invalid=37607 /-]	
# ca_track_deaf_conf_reader: Tracker: Is the potential participant a confident reader (ie could use a self-co			
Information		[Type= discrete] [Format=numeric] [Missing=*]	
Statistics [NW/ W]		[Valid=0 /-] [Invalid=37607 /-]	
# ca_track_noncontct_reasoth: Specify other reason for non-contact by Tracker:			
Information		[Type= discrete] [Format=character] [Missing=*]	
Statistics [NW/ W]		[Valid=7653 /-]	
# ca_track_transnotes: Tracker: Please provide narrative			
Information		[Type= discrete] [Format=character] [Missing=*]	
Statistics [NW/ W]		[Valid=8866 /-]	
# ca_spt_coord_req: FOR SPECIAL TASK TEAM COORDINATOR TO COMPLETE: Was is the outcome of this reques			
Information		[Type= discrete] [Format=character] [Missing=*]	

# ca_spt_coord_req: FOR SPECIAL TASK TEAM COORDINATOR TO COMPLETE: Was is the outcome of this reques			
Statistics [NW/ W]		[Valid=0 /-] [Invalid=0 /-]	
# ca_spt_coord_req_den: Please specify the Reason why request was denied			
Information		[Type= discrete] [Format=character] [Missing=*]	
Statistics [NW/ W]		[Valid=0 /-] [Invalid=0 /-]	
# ca_mobcl_handover_request: Nurse: Request handover to Nursing Team Coordinator?			
Information		[Type= discrete] [Format=numeric] [Range= 0-98] [Missing=*]	
Statistics [NW/ W]		[Valid=1 /-] [Invalid=37606 /-]	
Value	Label	Cases	Percentage
0	No, I have never had it	0	
1	Yes	0	
2	No	1	100.0%
3	Yes, but not sure about the exact age	0	
93	Prefer not to answer	0	
95	Not had sex with this partner in the last 4 weeks	0	
98	Don't know	0	
Sysmiss		37606	
<i>Warning: these figures indicate the number of cases found in the data file. They cannot be interpreted as summary statistics of the population of interest.</i>			
# ca_mobcl_noncontact_reas: Select reason for non-contact by Nurse			
Information		[Type= discrete] [Format=numeric] [Range= 4-96] [Missing=*]	
Statistics [NW/ W]		[Valid=0 /-] [Invalid=37607 /-]	
Value	Label	Cases	Percentage
4	Not found after 4 attempts	0	
7	Temporarily away for more than 2 months	0	
8	Stay in currently Avoided BS/HH	0	
9	Outmigrated to unknown destination	0	
10	Participant is deaf, unable to communicate	0	
96	Other, specify	0	
Sysmiss		37607	
<i>Warning: these figures indicate the number of cases found in the data file. They cannot be interpreted as summary statistics of the population of interest.</i>			
# ca_mobcl_noncontct_reasoht: Specify other reason for non-contact by Nurse:			
Information		[Type= discrete] [Format=character] [Missing=*]	
Statistics [NW/ W]		[Valid=0 /-] [Invalid=0 /-]	
# ca_mobcl_transnotes: Nurse: Please provide narrative			
Information		[Type= discrete] [Format=character] [Missing=*]	
Statistics [NW/ W]		[Valid=0 /-] [Invalid=0 /-]	
# ca_mobcl_coord_req: FROM NURSING TEAM COORDINATOR's REVIEW: Was this request to handover as a Non-Co			
Information		[Type= discrete] [Format=character] [Missing=*]	
Statistics [NW/ W]		[Valid=0 /-] [Invalid=0 /-]	

# ca_mobcl_coord_req_den: FROM NURSING TEAM COORDINATOR's REVIEW: Why was this request was denied?			
Information	[Type= discrete] [Format=character] [Missing=*]		
Statistics [NW/ W]	[Valid=0 /-] [Invalid=0 /-]		
# ca_visitype: Visit Type			
Information	[Type= discrete] [Format=character] [Missing=*]		
Statistics [NW/ W]	[Valid=37607 /-] [Invalid=0 /-]		
# ca_visitdate: Visit Date			
Information	[Type= discrete] [Format=character] [Missing=*]		
Statistics [NW/ W]	[Valid=37607 /-]		
# pd_dob: Date Of Birth			
Information	[Type= discrete] [Format=character] [Missing=*]		
Statistics [NW/ W]	[Valid=37607 /-]		
# pd_age: Age			
Information	[Type= discrete] [Format=character] [Missing=*]		
Statistics [NW/ W]	[Valid=19756 /-] [Invalid=0 /-]		
# pd_sex: Sex			
Information	[Type= discrete] [Format=numeric] [Range= 1-2] [Missing=*]		
Statistics [NW/ W]	[Valid=37606 /-] [Invalid=1 /-]		
Value	Label	Cases	Percentage
1	Male	15766	<div><div></div></div> 41.9%
2	Female	21840	<div><div></div></div> 58.1%
Sysmiss		1	
Warning: these figures indicate the number of cases found in the data file. They cannot be interpreted as summary statistics of the population of interest.			
# ac_date: Capacity assessment date			
Information	[Type= discrete] [Format=character] [Missing=*]		
Statistics [NW/ W]	[Valid=19919 /-]		
# ac_assess_step1: HAPPY with Step 1?			
Information	[Type= discrete] [Format=numeric] [Range= 1-2] [Missing=*]		
Statistics [NW/ W]	[Valid=19937 /-] [Invalid=17670 /-]		
Value	Label	Cases	Percentage
1	Yes, seek signature	19485	<div><div></div></div> 97.7%
2	No, not happy	452	<div><div></div></div> 2.3%
Sysmiss		17670	
Warning: these figures indicate the number of cases found in the data file. They cannot be interpreted as summary statistics of the population of interest.			
# ac_assess_step2: HAPPY with Step 2?			
Information	[Type= discrete] [Format=numeric] [Range= 1-2] [Missing=*]		
Statistics [NW/ W]	[Valid=451 /-] [Invalid=37156 /-]		
Value	Label	Cases	Percentage
1	Yes, seek signature	24	<div><div></div></div> 5.3%
2	No, not happy	427	<div><div></div></div> 94.7%
Sysmiss		37156	

# ac_assess_step2: HAPPY with Step 2?			
Warning: these figures indicate the number of cases found in the data file. They cannot be interpreted as summary statistics of the population of interest.			
# ac_assess_step3: HAPPY with Step 3?			
Information		[Type= discrete] [Format=numeric] [Range= 1-2] [Missing=*]	
Statistics [NW/ W]		[Valid=428 /-] [Invalid=37179 /-]	
Value	Label	Cases	Percentage
1	Yes, seek signature	1	0.2%
2	No, not happy	427	99.8%
Sysmiss		37179	
Warning: these figures indicate the number of cases found in the data file. They cannot be interpreted as summary statistics of the population of interest.			
# ac_assess_result: Is this individual capable to participate?			
Information		[Type= discrete] [Format=numeric] [Range= 0-98] [Missing=*]	
Statistics [NW/ W]		[Valid=37607 /-] [Invalid=0 /-]	
Value	Label	Cases	Percentage
0	No, I have never had it	0	
1	Yes	19499	51.8%
2	No	18108	48.2%
3	Yes, but not sure about the exact age	0	
93	Prefer not to answer	0	
95	Not had sex with this partner in the last 4 weeks	0	
98	Don't know	0	
Warning: these figures indicate the number of cases found in the data file. They cannot be interpreted as summary statistics of the population of interest.			
# ic_indv_dreamsincentive: Do you agree to receive R10 airtime?			
Information		[Type= discrete] [Format=numeric] [Range= 0-98] [Missing=*]	
Statistics [NW/ W]		[Valid=19482 /-] [Invalid=18125 /-]	
Value	Label	Cases	Percentage
0	No, I have never had it	0	
1	Yes	17753	91.1%
2	No	1729	8.9%
3	Yes, but not sure about the exact age	0	
93	Prefer not to answer	0	
95	Not had sex with this partner in the last 4 weeks	0	
98	Don't know	0	
Sysmiss		18125	
Warning: these figures indicate the number of cases found in the data file. They cannot be interpreted as summary statistics of the population of interest.			
# ic_indiv_dreamsquestions: Consent DREAMS questions			
Information		[Type= discrete] [Format=character] [Missing=*]	
Statistics [NW/ W]		[Valid=37607 /-] [Invalid=0 /-]	
# dm_aware_dreams: Have you heard of a program called 'DREAMS'?			
Information		[Type= discrete] [Format=numeric] [Range= 0-98] [Missing=*]	
Statistics [NW/ W]		[Valid=18568 /-] [Invalid=19039 /-]	
Value	Label	Cases	Percentage
0	No, I have never had it	0	
1	Yes	1264	6.8%

# dm_aware_dreams: Have you heard of a program called 'DREAMS'?			
Value	Label	Cases	Percentage
2	No	16474	<div></div> 88.7%
3	Yes, but not sure about the exact age	0	
93	Prefer not to answer	750	<div></div> 4.0%
95	Not had sex with this partner in the last 4 weeks	0	
98	Don't know	80	<div></div> 0.4%
Sysmiss		19039	
Warning: these figures indicate the number of cases found in the data file. They cannot be interpreted as summary statistics of the population of interest.			
# dm_source_1: From where / how did you hear about DREAMS?			
Information	[Type= discrete] [Format=numeric] [Range= 1-96] [Missing=*]		
Statistics [NW/ W]	[Valid=95 /-] [Invalid=37512 /-]		
Value	Label	Cases	Percentage
1	Mass media (TV, radio, newspaper)	95	<div></div> 100.0%
2	Social media (web, Facebook, phone apps, email)	0	
3	Word of mouth (a friend, relative, neighbour)	0	
4	School	0	
5	A health facility	0	
6	A community-based or non-governmental organisation	0	
7	A government agency	0	
8	Community health workers	0	
9	Africa Centre roadshow	0	
96	Other	0	
Sysmiss		37512	
Warning: these figures indicate the number of cases found in the data file. They cannot be interpreted as summary statistics of the population of interest.			
# dm_source_2: From where / how did you hear about DREAMS?			
Information	[Type= discrete] [Format=numeric] [Range= 1-96] [Missing=*]		
Statistics [NW/ W]	[Valid=55 /-] [Invalid=37552 /-]		
Value	Label	Cases	Percentage
1	Mass media (TV, radio, newspaper)	0	
2	Social media (web, Facebook, phone apps, email)	55	<div></div> 100.0%
3	Word of mouth (a friend, relative, neighbour)	0	
4	School	0	
5	A health facility	0	
6	A community-based or non-governmental organisation	0	
7	A government agency	0	
8	Community health workers	0	
9	Africa Centre roadshow	0	
96	Other	0	
Sysmiss		37552	
Warning: these figures indicate the number of cases found in the data file. They cannot be interpreted as summary statistics of the population of interest.			
# dm_source_3: From where / how did you hear about DREAMS?			
Information	[Type= discrete] [Format=numeric] [Range= 1-96] [Missing=*]		
Statistics [NW/ W]	[Valid=103 /-] [Invalid=37504 /-]		

# dm_source_3: From where / how did you hear about DREAMS?			
Value	Label	Cases	Percentage
1	Mass media (TV, radio, newspaper)	0	
2	Social media (web, Facebook, phone apps, email)	0	
3	Word of mouth (a friend, relative, neighbour)	103	100.0%
4	School	0	
5	A health facility	0	
6	A community-based or non-governmental organisation	0	
7	A government agency	0	
8	Community health workers	0	
9	Africa Centre roadshow	0	
96	Other	0	
Sysmiss		37504	
Warning: these figures indicate the number of cases found in the data file. They cannot be interpreted as summary statistics of the population of interest.			
# dm_source_4: From where / how did you hear about DREAMS?			
Information	[Type= discrete] [Format=numeric] [Range= 1-96] [Missing=*]		
Statistics [NW/ W]	[Valid=214 /-] [Invalid=37393 /-]		
Value	Label	Cases	Percentage
1	Mass media (TV, radio, newspaper)	0	
2	Social media (web, Facebook, phone apps, email)	0	
3	Word of mouth (a friend, relative, neighbour)	0	
4	School	214	100.0%
5	A health facility	0	
6	A community-based or non-governmental organisation	0	
7	A government agency	0	
8	Community health workers	0	
9	Africa Centre roadshow	0	
96	Other	0	
Sysmiss		37393	
Warning: these figures indicate the number of cases found in the data file. They cannot be interpreted as summary statistics of the population of interest.			
# dm_source_5: From where / how did you hear about DREAMS?			
Information	[Type= discrete] [Format=numeric] [Range= 1-96] [Missing=*]		
Statistics [NW/ W]	[Valid=299 /-] [Invalid=37308 /-]		
Value	Label	Cases	Percentage
1	Mass media (TV, radio, newspaper)	0	
2	Social media (web, Facebook, phone apps, email)	0	
3	Word of mouth (a friend, relative, neighbour)	0	
4	School	0	
5	A health facility	299	100.0%
6	A community-based or non-governmental organisation	0	
7	A government agency	0	
8	Community health workers	0	
9	Africa Centre roadshow	0	
96	Other	0	
Sysmiss		37308	
Warning: these figures indicate the number of cases found in the data file. They cannot be interpreted as summary statistics of the population of interest.			

# dm_source_6: From where / how did you hear about DREAMS?			
Information	[Type= discrete] [Format=numeric] [Range= 1-96] [Missing=*]		
Statistics [NW/ W]	[Valid=28 /-] [Invalid=37579 /-]		
Value	Label	Cases	Percentage
1	Mass media (TV, radio, newspaper)	0	
2	Social media (web, Facebook, phone apps, email)	0	
3	Word of mouth (a friend, relative, neighbour)	0	
4	School	0	
5	A health facility	0	
6	A community-based or non-governmental organisation	28	100.0%
7	A government agency	0	
8	Community health workers	0	
9	Africa Centre roadshow	0	
96	Other	0	
Sysmiss		37579	
Warning: these figures indicate the number of cases found in the data file. They cannot be interpreted as summary statistics of the population of interest.			
# dm_source_7: From where / how did you hear about DREAMS?			
Information	[Type= discrete] [Format=numeric] [Range= 1-96] [Missing=*]		
Statistics [NW/ W]	[Valid=4 /-] [Invalid=37603 /-]		
Value	Label	Cases	Percentage
1	Mass media (TV, radio, newspaper)	0	
2	Social media (web, Facebook, phone apps, email)	0	
3	Word of mouth (a friend, relative, neighbour)	0	
4	School	0	
5	A health facility	0	
6	A community-based or non-governmental organisation	0	
7	A government agency	4	100.0%
8	Community health workers	0	
9	Africa Centre roadshow	0	
96	Other	0	
Sysmiss		37603	
Warning: these figures indicate the number of cases found in the data file. They cannot be interpreted as summary statistics of the population of interest.			
# dm_source_8: From where / how did you hear about DREAMS?			
Information	[Type= discrete] [Format=numeric] [Range= 1-96] [Missing=*]		
Statistics [NW/ W]	[Valid=26 /-] [Invalid=37581 /-]		
Value	Label	Cases	Percentage
1	Mass media (TV, radio, newspaper)	0	
2	Social media (web, Facebook, phone apps, email)	0	
3	Word of mouth (a friend, relative, neighbour)	0	
4	School	0	
5	A health facility	0	
6	A community-based or non-governmental organisation	0	
7	A government agency	0	
8	Community health workers	26	100.0%
9	Africa Centre roadshow	0	

# dm_source_8: From where / how did you hear about DREAMS?			
Value	Label	Cases	Percentage
96	Other	0	
Sysmiss		37581	
Warning: these figures indicate the number of cases found in the data file. They cannot be interpreted as summary statistics of the population of interest.			
# dm_source_9: From where / how did you hear about DREAMS?			
Information	[Type= discrete] [Format=numeric] [Range= 1-96] [Missing=*]		
Statistics [NW/ W]	[Valid=427 -/] [Invalid=37180 -/]		
Value	Label	Cases	Percentage
1	Mass media (TV, radio, newspaper)	0	
2	Social media (web, Facebook, phone apps, email)	0	
3	Word of mouth (a friend, relative, neighbour)	0	
4	School	0	
5	A health facility	0	
6	A community-based or non-governmental organisation	0	
7	A government agency	0	
8	Community health workers	0	
9	Africa Centre roadshow	427	
96	Other	0	
Sysmiss		37180	
Warning: these figures indicate the number of cases found in the data file. They cannot be interpreted as summary statistics of the population of interest.			
# dm_source_96: From where / how did you hear about DREAMS?			
Information	[Type= discrete] [Format=numeric] [Range= 1-96] [Missing=*]		
Statistics [NW/ W]	[Valid=5 -/] [Invalid=37602 -/]		
Value	Label	Cases	Percentage
1	Mass media (TV, radio, newspaper)	0	
2	Social media (web, Facebook, phone apps, email)	0	
3	Word of mouth (a friend, relative, neighbour)	0	
4	School	0	
5	A health facility	0	
6	A community-based or non-governmental organisation	0	
7	A government agency	0	
8	Community health workers	0	
9	Africa Centre roadshow	0	
96	Other	5	
Sysmiss		37602	
Warning: these figures indicate the number of cases found in the data file. They cannot be interpreted as summary statistics of the population of interest.			
# dm_source_other: Other, please specify from where / how did you hear about DREAMS?			
Information	[Type= discrete] [Format=character] [Missing=*]		
Statistics [NW/ W]	[Valid=5 -/] [Invalid=0 -/]		
# dm_invited: Have you been invited to participate in any DREAMS activity or service?			
Information	[Type= discrete] [Format=numeric] [Range= 0-98] [Missing=*]		
Statistics [NW/ W]	[Valid=1246 -/] [Invalid=36361 -/]		

# dm_invited: Have you been invited to participate in any DREAMS activity or service?			
Value	Label	Cases	Percentage
0	No, I have never had it	0	
1	Yes	275	<div><div></div></div> 22.1%
2	No	969	<div><div></div></div> 77.8%
3	Yes, but not sure about the exact age	0	
93	Prefer not to answer	0	
95	Not had sex with this partner in the last 4 weeks	0	
98	Don't know	2	<div><div></div></div> 0.2%
Sysmiss		36361	
Warning: these figures indicate the number of cases found in the data file. They cannot be interpreted as summary statistics of the population of interest.			
# dm_partic_gennorm_prog: Have you participated in the following service / program? Gender norms and Violence prevention related programs			
Information		[Type= discrete] [Format=numeric] [Range= 0-98] [Missing=*]	
Statistics [NW/ W]		[Valid=18560 /-] [Invalid=19047 /-]	
Value	Label	Cases	Percentage
0	No, I have never had it	0	
1	Yes	284	<div><div></div></div> 1.5%
2	No	17305	<div><div></div></div> 93.2%
3	Yes, but not sure about the exact age	0	
93	Prefer not to answer	971	<div><div></div></div> 5.2%
95	Not had sex with this partner in the last 4 weeks	0	
98	Don't know	0	
Sysmiss		19047	
Warning: these figures indicate the number of cases found in the data file. They cannot be interpreted as summary statistics of the population of interest.			
# dm_aware_gennorm_prog: If no, have you heard of it/are you aware of it? Gender norms and Violence prevention related programs			
Information		[Type= discrete] [Format=numeric] [Range= 0-98] [Missing=*]	
Statistics [NW/ W]		[Valid=17291 /-] [Invalid=20316 /-]	
Value	Label	Cases	Percentage
0	No, I have never had it	0	
1	Yes	712	<div><div></div></div> 4.1%
2	No	16552	<div><div></div></div> 95.7%
3	Yes, but not sure about the exact age	0	
93	Prefer not to answer	10	<div><div></div></div> 0.1%
95	Not had sex with this partner in the last 4 weeks	0	
98	Don't know	17	<div><div></div></div> 0.1%
Sysmiss		20316	
Warning: these figures indicate the number of cases found in the data file. They cannot be interpreted as summary statistics of the population of interest.			
# dm_org_gennorm_prog: If yes, who provided? Gender norms and Violence prevention related programs			
Information		[Type= discrete] [Format=numeric] [Range= 1-98] [Missing=*]	
Statistics [NW/ W]		[Valid=278 /-] [Invalid=37329 /-]	
Value	Label	Cases	Percentage
1	Government Clinic	126	<div><div></div></div> 45.3%
2	NGO	140	<div><div></div></div> 50.4%
3	Private Doctor	1	<div><div></div></div> 0.4%
4	Pharmacy	0	

# dm_org_gennorm_prog: If yes, who provided? Gender norms and Violence prevention related programs			
Value	Label	Cases	Percentage
93	Prefer not to answer	0	
96	Other, specify	10	<div><div></div>3.6%</div>
98	Don't know	1	<div><div></div>0.4%</div>
Sysmiss		37329	
Warning: these figures indicate the number of cases found in the data file. They cannot be interpreted as summary statistics of the population of interest.			
# dm_org_gennorm_oth: Please specify details of the other organization. Gender norms and Violence prev			
Information	[Type= discrete] [Format=character] [Missing=*]		
Statistics [NW/ W]	[Valid=10 /-] [Invalid=0 /-]		
# dm_partic_fintrain_prog: Have you participated in financial literacy training for girls/young women, e.g.			
Information	[Type= discrete] [Format=numeric] [Range= 0-98] [Missing=*]		
Statistics [NW/ W]	[Valid=18553 /-] [Invalid=19054 /-]		
Value	Label	Cases	Percentage
0	No, I have never had it	0	
1	Yes	378	<div><div></div>2.0%</div>
2	No	17101	<div><div></div>92.2%</div>
3	Yes, but not sure about the exact age	0	
93	Prefer not to answer	1074	<div><div></div>5.8%</div>
95	Not had sex with this partner in the last 4 weeks	0	
98	Don't know	0	
Sysmiss		19054	
Warning: these figures indicate the number of cases found in the data file. They cannot be interpreted as summary statistics of the population of interest.			
# dm_aware_fintrain_prog: If no, have you heard of it/are you aware of it? Financial literacy training			
Information	[Type= discrete] [Format=numeric] [Range= 0-98] [Missing=*]		
Statistics [NW/ W]	[Valid=17077 /-] [Invalid=20530 /-]		
Value	Label	Cases	Percentage
0	No, I have never had it	0	
1	Yes	1365	<div><div></div>8.0%</div>
2	No	15687	<div><div></div>91.9%</div>
3	Yes, but not sure about the exact age	0	
93	Prefer not to answer	5	<div><div></div>0.0%</div>
95	Not had sex with this partner in the last 4 weeks	0	
98	Don't know	20	<div><div></div>0.1%</div>
Sysmiss		20530	
Warning: these figures indicate the number of cases found in the data file. They cannot be interpreted as summary statistics of the population of interest.			
# dm_org_fintrain_prog: If yes, who provided? Financial literacy training			
Information	[Type= discrete] [Format=numeric] [Range= 1-98] [Missing=*]		
Statistics [NW/ W]	[Valid=373 /-] [Invalid=37234 /-]		
Value	Label	Cases	Percentage
1	Government Clinic	113	<div><div></div>30.3%</div>
2	NGO	232	<div><div></div>62.2%</div>
3	Private Doctor	3	<div><div></div>0.8%</div>
4	Pharmacy	1	<div><div></div>0.3%</div>

# dm_org_fintrain_prog: If yes, who provided? Financial literacy training			
Value	Label	Cases	Percentage
93	Prefer not to answer	1	0.3%
96	Other, specify	16	<div></div> 4.3%
98	Don't know	7	<div></div> 1.9%
Sysmiss		37234	
Warning: these figures indicate the number of cases found in the data file. They cannot be interpreted as summary statistics of the population of interest.			
# dm_org_fintrain_oth: Please specify details of the other organization. Financial literacy training			
Information	[Type= discrete] [Format=character] [Missing=*]		
Statistics [NW/ W]	[Valid=16 /-] [Invalid=0 /-]		
# dm_partic_entrep_prog: Have you participated in the following service/program? Vocational skills traini			
Information	[Type= discrete] [Format=numeric] [Range= 0-98] [Missing=*]		
Statistics [NW/ W]	[Valid=18539 /-] [Invalid=19068 /-]		
Value	Label	Cases	Percentage
0	No, I have never had it	0	
1	Yes	263	<div></div> 1.4%
2	No	17161	<div></div> 92.6%
3	Yes, but not sure about the exact age	0	
93	Prefer not to answer	1115	<div></div> 6.0%
95	Not had sex with this partner in the last 4 weeks	0	
98	Don't know	0	
Sysmiss		19068	
Warning: these figures indicate the number of cases found in the data file. They cannot be interpreted as summary statistics of the population of interest.			
# dm_aware_entrep_prog: If no, have you heard of it/are you aware of it? Vocational skills training, Bus			
Information	[Type= discrete] [Format=numeric] [Range= 0-98] [Missing=*]		
Statistics [NW/ W]	[Valid=17130 /-] [Invalid=20477 /-]		
Value	Label	Cases	Percentage
0	No, I have never had it	0	
1	Yes	1823	<div></div> 10.6%
2	No	15273	<div></div> 89.2%
3	Yes, but not sure about the exact age	0	
93	Prefer not to answer	14	<div></div> 0.1%
95	Not had sex with this partner in the last 4 weeks	0	
98	Don't know	20	<div></div> 0.1%
Sysmiss		20477	
Warning: these figures indicate the number of cases found in the data file. They cannot be interpreted as summary statistics of the population of interest.			
# dm_org_entrep_prog: If yes, who provided? Vocational skills training, Business / entrepreneurial tra			
Information	[Type= discrete] [Format=numeric] [Range= 1-98] [Missing=*]		
Statistics [NW/ W]	[Valid=262 /-] [Invalid=37345 /-]		
Value	Label	Cases	Percentage
1	Government Clinic	109	<div></div> 41.6%
2	NGO	137	<div></div> 52.3%
3	Private Doctor	1	<div></div> 0.4%
4	Pharmacy	1	<div></div> 0.4%

# dm_org_entrep_prog: If yes, who provided? Vocational skills training, Business / entrepreneurial tra			
Value	Label	Cases	Percentage
93	Prefer not to answer	4	<div><div></div></div> 1.5%
96	Other, specify	7	<div><div></div></div> 2.7%
98	Don't know	3	<div><div></div></div> 1.1%
Sysmiss		37345	
Warning: these figures indicate the number of cases found in the data file. They cannot be interpreted as summary statistics of the population of interest.			
# dm_org_entrep_oth: Please specify details of the other organization. Vocational skills training, Bu			
Information	[Type= discrete] [Format=character] [Missing=*]		
Statistics [NW/ W]	[Valid=7 /-] [Invalid=0 /-]		
# dm_partic_caregv_prog: Have you participated in the following service/program? Local program for caregi			
Information	[Type= discrete] [Format=numeric] [Range= 0-98] [Missing=*]		
Statistics [NW/ W]	[Valid=18532 /-] [Invalid=19075 /-]		
Value	Label	Cases	Percentage
0	No, I have never had it	0	
1	Yes	273	<div><div></div></div> 1.5%
2	No	17051	<div><div></div></div> 92.0%
3	Yes, but not sure about the exact age	0	
93	Prefer not to answer	1208	<div><div></div></div> 6.5%
95	Not had sex with this partner in the last 4 weeks	0	
98	Don't know	0	
Sysmiss		19075	
Warning: these figures indicate the number of cases found in the data file. They cannot be interpreted as summary statistics of the population of interest.			
# dm_aware_caregv_prog: If no, have you heard of it/are you aware of it? Local program for caregiving			
Information	[Type= discrete] [Format=numeric] [Range= 0-98] [Missing=*]		
Statistics [NW/ W]	[Valid=17013 /-] [Invalid=20594 /-]		
Value	Label	Cases	Percentage
0	No, I have never had it	0	
1	Yes	1249	<div><div></div></div> 7.3%
2	No	15740	<div><div></div></div> 92.5%
3	Yes, but not sure about the exact age	0	
93	Prefer not to answer	3	<div><div></div></div> 0.0%
95	Not had sex with this partner in the last 4 weeks	0	
98	Don't know	21	<div><div></div></div> 0.1%
Sysmiss		20594	
Warning: these figures indicate the number of cases found in the data file. They cannot be interpreted as summary statistics of the population of interest.			
# dm_org_caregv_prog: If yes, who provided? Local program for caregiving			
Information	[Type= discrete] [Format=numeric] [Range= 1-98] [Missing=*]		
Statistics [NW/ W]	[Valid=271 /-] [Invalid=37336 /-]		
Value	Label	Cases	Percentage
1	Government Clinic	140	<div><div></div></div> 51.7%
2	NGO	113	<div><div></div></div> 41.7%
3	Private Doctor	5	<div><div></div></div> 1.8%
4	Pharmacy	1	<div><div></div></div> 0.4%

# dm_org_caregv_prog: If yes, who provided? Local program for caregiving			
Value	Label	Cases	Percentage
93	Prefer not to answer	4	<div><div></div></div> 1.5%
96	Other, specify	6	<div><div></div></div> 2.2%
98	Don't know	2	<div><div></div></div> 0.7%
Sysmiss		37336	
Warning: these figures indicate the number of cases found in the data file. They cannot be interpreted as summary statistics of the population of interest.			
# dm_org_caregv_oth: Please specify details of the other organization. Local program for caregiving			
Information	[Type= discrete] [Format=character] [Missing=*]		
Statistics [NW/ W]	[Valid=6 /-] [Invalid=0 /-]		
# dm_partic_facbase_prog: Have you participated in the following service/program? Facility based (PITC, VT			
Information	[Type= discrete] [Format=numeric] [Range= 0-98] [Missing=*]		
Statistics [NW/ W]	[Valid=18538 /-] [Invalid=19069 /-]		
Value	Label	Cases	Percentage
0	No, I have never had it	0	
1	Yes	6470	<div><div></div></div> 34.9%
2	No	10825	<div><div></div></div> 58.4%
3	Yes, but not sure about the exact age	0	
93	Prefer not to answer	1243	<div><div></div></div> 6.7%
95	Not had sex with this partner in the last 4 weeks	0	
98	Don't know	0	
Sysmiss		19069	
Warning: these figures indicate the number of cases found in the data file. They cannot be interpreted as summary statistics of the population of interest.			
# dm_aware_facbase_prog: If no, have you heard of it/are you aware of it? Facility based (PITC, VTC)			
Information	[Type= discrete] [Format=numeric] [Range= 0-98] [Missing=*]		
Statistics [NW/ W]	[Valid=10801 /-] [Invalid=26806 /-]		
Value	Label	Cases	Percentage
0	No, I have never had it	0	
1	Yes	1125	<div><div></div></div> 10.4%
2	No	9654	<div><div></div></div> 89.4%
3	Yes, but not sure about the exact age	0	
93	Prefer not to answer	5	<div><div></div></div> 0.0%
95	Not had sex with this partner in the last 4 weeks	0	
98	Don't know	17	<div><div></div></div> 0.2%
Sysmiss		26806	
Warning: these figures indicate the number of cases found in the data file. They cannot be interpreted as summary statistics of the population of interest.			
# dm_org_facbase_prog: If yes, who provided? Facility based (PITC, VTC)			
Information	[Type= discrete] [Format=numeric] [Range= 1-98] [Missing=*]		
Statistics [NW/ W]	[Valid=6465 /-] [Invalid=31142 /-]		
Value	Label	Cases	Percentage
1	Government Clinic	5613	<div><div></div></div> 86.8%
2	NGO	784	<div><div></div></div> 12.1%
3	Private Doctor	58	<div><div></div></div> 0.9%
4	Pharmacy	1	<div><div></div></div> 0.0%

# dm_org_facbase_prog: If yes, who provided? Facility based (PITC, VTC)			
Value	Label	Cases	Percentage
93	Prefer not to answer	2	0.0%
96	Other, specify	6	0.1%
98	Don't know	1	0.0%
Sysmiss		31142	
Warning: these figures indicate the number of cases found in the data file. They cannot be interpreted as summary statistics of the population of interest.			
# dm_org_facbase_oth: Please specify details of the other organization. Facility based (PITC, VTC)			
Information	[Type= discrete] [Format=character] [Missing=*]		
Statistics [NW/ W]	[Valid=6 /-] [Invalid=0 /-]		
# dm_partic_hivtest_prog: Did you participate in this service / program? Facility based HIV testing			
Information	[Type= discrete] [Format=numeric] [Range= 0-98] [Missing=*]		
Statistics [NW/ W]	[Valid=18548 /-] [Invalid=19059 /-]		
Value	Label	Cases	Percentage
0	No, I have never had it	0	
1	Yes	8334	44.9%
2	No	8961	48.3%
3	Yes, but not sure about the exact age	0	
93	Prefer not to answer	1253	6.8%
95	Not had sex with this partner in the last 4 weeks	0	
98	Don't know	0	
Sysmiss		19059	
Warning: these figures indicate the number of cases found in the data file. They cannot be interpreted as summary statistics of the population of interest.			
# dm_aware_hivtest_prog: Are you aware of the following service / program? Facility based HIV testing			
Information	[Type= discrete] [Format=numeric] [Range= 0-98] [Missing=*]		
Statistics [NW/ W]	[Valid=8953 /-] [Invalid=28654 /-]		
Value	Label	Cases	Percentage
0	No, I have never had it	0	
1	Yes	1768	19.7%
2	No	7170	80.1%
3	Yes, but not sure about the exact age	0	
93	Prefer not to answer	2	0.0%
95	Not had sex with this partner in the last 4 weeks	0	
98	Don't know	13	0.1%
Sysmiss		28654	
Warning: these figures indicate the number of cases found in the data file. They cannot be interpreted as summary statistics of the population of interest.			
# dm_org_hivtest_prog: Where / from which organisation was it provided? Facility based HIV testing			
Information	[Type= discrete] [Format=numeric] [Range= 1-98] [Missing=*]		
Statistics [NW/ W]	[Valid=8320 /-] [Invalid=29287 /-]		
Value	Label	Cases	Percentage
1	Government Clinic	2807	33.7%
2	NGO	5361	64.4%
3	Private Doctor	110	1.3%
4	Pharmacy	5	0.1%

# dm_org_hivtest_prog: Where / from which organisation was it provided? Facility based HIV testing			
Value	Label	Cases	Percentage
93	Prefer not to answer	0	
96	Other, specify	37	0.4%
98	Don't know	0	
Sysmiss		29287	
<i>Warning: these figures indicate the number of cases found in the data file. They cannot be interpreted as summary statistics of the population of interest.</i>			
# dm_org_hivtest_oth: Please specify details of the other organization. Facility based HIV testing			
Information	[Type= discrete] [Format=character] [Missing=*]		
Statistics [NW/ W]	[Valid=37 /-] [Invalid=0 /-]		

# dm_partic_partest_prog: Did you participate in this service / program? Partner testing			
Information		[Type= discrete] [Format=numeric] [Range= 0-98] [Missing=*]	
Statistics [NW/ W]		[Valid=18537 /-] [Invalid=19070 /-]	
Value	Label	Cases	Percentage
0	No, I have never had it	0	
1	Yes	1536	<div><div></div></div> 8.3%
2	No	15744	<div><div></div></div> 84.9%
3	Yes, but not sure about the exact age	0	
93	Prefer not to answer	1257	<div><div></div></div> 6.8%
95	Not had sex with this partner in the last 4 weeks	0	
98	Don't know	0	
Sysmiss		19070	
Warning: these figures indicate the number of cases found in the data file. They cannot be interpreted as summary statistics of the population of interest.			
# dm_aware_partest_prog: Are you aware of the following service / program? Partner testing			
Information		[Type= discrete] [Format=numeric] [Range= 0-98] [Missing=*]	
Statistics [NW/ W]		[Valid=15726 /-] [Invalid=21881 /-]	
Value	Label	Cases	Percentage
0	No, I have never had it	0	
1	Yes	4128	<div><div></div></div> 26.2%
2	No	11575	<div><div></div></div> 73.6%
3	Yes, but not sure about the exact age	0	
93	Prefer not to answer	9	<div><div></div></div> 0.1%
95	Not had sex with this partner in the last 4 weeks	0	
98	Don't know	14	<div><div></div></div> 0.1%
Sysmiss		21881	
Warning: these figures indicate the number of cases found in the data file. They cannot be interpreted as summary statistics of the population of interest.			
# dm_org_partest_prog: Where / from which organisation was it provided? Partner testing			
Information		[Type= discrete] [Format=numeric] [Range= 1-98] [Missing=*]	
Statistics [NW/ W]		[Valid=1532 /-] [Invalid=36075 /-]	
Value	Label	Cases	Percentage
1	Government Clinic	1080	<div><div></div></div> 70.5%
2	NGO	309	<div><div></div></div> 20.2%
3	Private Doctor	126	<div><div></div></div> 8.2%
4	Pharmacy	12	<div><div></div></div> 0.8%
93	Prefer not to answer	1	<div><div></div></div> 0.1%
96	Other, specify	4	<div><div></div></div> 0.3%
98	Don't know	0	
Sysmiss		36075	
Warning: these figures indicate the number of cases found in the data file. They cannot be interpreted as summary statistics of the population of interest.			
# dm_org_partest_oth: Please specify details of the other organization. Partner testing			
Information		[Type= discrete] [Format=character] [Missing=*]	
Statistics [NW/ W]		[Valid=4 /-] [Invalid=0 /-]	
# dm_partic_selftest_prog: Did you participate in this service / program? HIV Self testing			
Information		[Type= discrete] [Format=numeric] [Range= 0-98] [Missing=*]	

# dm_partic_selftest_prog: Did you participate in this service / program? HIV Self testing			
Statistics [NW/ W]		[Valid=18542 /-] [Invalid=19065 /-]	
Value	Label	Cases	Percentage
0	No, I have never had it	0	
1	Yes	872	<div><div></div></div> 4.7%
2	No	16429	<div><div></div></div> 88.6%
3	Yes, but not sure about the exact age	0	
93	Prefer not to answer	1241	<div><div></div></div> 6.7%
95	Not had sex with this partner in the last 4 weeks	0	
98	Don't know	0	
Sysmiss		19065	
Warning: these figures indicate the number of cases found in the data file. They cannot be interpreted as summary statistics of the population of interest.			
# dm_aware_selftest_prog: Are you aware of the following service / program? HIV Self testing			
Information		[Type= discrete] [Format=numeric] [Range= 0-98] [Missing=*]	
Statistics [NW/ W]		[Valid=16412 /-] [Invalid=21195 /-]	
Value	Label	Cases	Percentage
0	No, I have never had it	0	
1	Yes	2538	<div><div></div></div> 15.5%
2	No	13851	<div><div></div></div> 84.4%
3	Yes, but not sure about the exact age	0	
93	Prefer not to answer	9	<div><div></div></div> 0.1%
95	Not had sex with this partner in the last 4 weeks	0	
98	Don't know	14	<div><div></div></div> 0.1%
Sysmiss		21195	
Warning: these figures indicate the number of cases found in the data file. They cannot be interpreted as summary statistics of the population of interest.			
# dm_org_selftest_prog: Where / from which organisation was it provided? HIV Self testing			
Information		[Type= discrete] [Format=numeric] [Range= 1-98] [Missing=*]	
Statistics [NW/ W]		[Valid=870 /-] [Invalid=36737 /-]	
Value	Label	Cases	Percentage
1	Government Clinic	316	<div><div></div></div> 36.3%
2	NGO	493	<div><div></div></div> 56.7%
3	Private Doctor	28	<div><div></div></div> 3.2%
4	Pharmacy	21	<div><div></div></div> 2.4%
93	Prefer not to answer	2	<div><div></div></div> 0.2%
96	Other, specify	8	<div><div></div></div> 0.9%
98	Don't know	2	<div><div></div></div> 0.2%
Sysmiss		36737	
Warning: these figures indicate the number of cases found in the data file. They cannot be interpreted as summary statistics of the population of interest.			
# dm_org_selftest_oth: Please specify details of the other organization. HIV Self testing			
Information		[Type= discrete] [Format=character] [Missing=*]	
Statistics [NW/ W]		[Valid=8 /-] [Invalid=0 /-]	
# dm_partic_maletest_prog: Have you participated in the following service/program? services/programs for ma			
Information		[Type= discrete] [Format=numeric] [Range= 0-98] [Missing=*]	
Statistics [NW/ W]		[Valid=6207 /-] [Invalid=31400 /-]	

# dm_partic_maletest_prog: Have you participated in the following service/program? services/programs for ma			
Value	Label	Cases	Percentage
0	No, I have never had it	0	
1	Yes	105	<div><div></div></div> 1.7%
2	No	5523	<div><div></div></div> 89.0%
3	Yes, but not sure about the exact age	0	
93	Prefer not to answer	579	<div><div></div></div> 9.3%
95	Not had sex with this partner in the last 4 weeks	0	
98	Don't know	0	
Sysmiss		31400	
Warning: these figures indicate the number of cases found in the data file. They cannot be interpreted as summary statistics of the population of interest.			
# dm_aware_maletest_prog: If no, have you heard of it/are you aware of it? Twilight HIV testing & Workplac			
Information	[Type= discrete] [Format=numeric] [Range= 0-98] [Missing=*]		
Statistics [NW/ W]	[Valid=5518 /-] [Invalid=32089 /-]		
Value	Label	Cases	Percentage
0	No, I have never had it	0	
1	Yes	794	<div><div></div></div> 14.4%
2	No	4718	<div><div></div></div> 85.5%
3	Yes, but not sure about the exact age	0	
93	Prefer not to answer	1	0.0%
95	Not had sex with this partner in the last 4 weeks	0	
98	Don't know	5	0.1%
Sysmiss		32089	
Warning: these figures indicate the number of cases found in the data file. They cannot be interpreted as summary statistics of the population of interest.			
# dm_org_maletest_prog: If yes, who provided? Twilight HIV testing & Workplace HIV testing			
Information	[Type= discrete] [Format=numeric] [Range= 1-98] [Missing=*]		
Statistics [NW/ W]	[Valid=103 /-] [Invalid=37504 /-]		
Value	Label	Cases	Percentage
1	Government Clinic	56	<div><div></div></div> 54.4%
2	NGO	15	<div><div></div></div> 14.6%
3	Private Doctor	22	<div><div></div></div> 21.4%
4	Pharmacy	2	<div><div></div></div> 1.9%
93	Prefer not to answer	1	<div><div></div></div> 1.0%
96	Other, specify	5	<div><div></div></div> 4.9%
98	Don't know	2	<div><div></div></div> 1.9%
Sysmiss		37504	
Warning: these figures indicate the number of cases found in the data file. They cannot be interpreted as summary statistics of the population of interest.			
# dm_org_maletest_oth: Please specify details of the other organization. Twilight HIV testing & Workpla			
Information	[Type= discrete] [Format=character] [Missing=*]		
Statistics [NW/ W]	[Valid=5 /-] [Invalid=0 /-]		
# dm_partic_condprov_prog: Did you participate in this service / program? Condom provision			
Information	[Type= discrete] [Format=numeric] [Range= 0-98] [Missing=*]		
Statistics [NW/ W]	[Valid=18566 /-] [Invalid=19041 /-]		

# dm_partic_condprov_prog: Did you participate in this service / program? Condom provision			
Value	Label	Cases	Percentage
0	No, I have never had it	0	
1	Yes	2251	<div><div></div></div> 12.1%
2	No	15289	<div><div></div></div> 82.3%
3	Yes, but not sure about the exact age	0	
93	Prefer not to answer	1026	<div><div></div></div> 5.5%
95	Not had sex with this partner in the last 4 weeks	0	
98	Don't know	0	
Sysmiss		19041	
Warning: these figures indicate the number of cases found in the data file. They cannot be interpreted as summary statistics of the population of interest.			
# dm_aware_condprov_prog: Are you aware of the following service / program? Condom provision			
Information	[Type= discrete] [Format=numeric] [Range= 0-98] [Missing=*]		
Statistics [NW/ W]	[Valid=15278 /-] [Invalid=22329 /-]		
Value	Label	Cases	Percentage
0	No, I have never had it	0	
1	Yes	3610	<div><div></div></div> 23.6%
2	No	11651	<div><div></div></div> 76.3%
3	Yes, but not sure about the exact age	0	
93	Prefer not to answer	2	0.0%
95	Not had sex with this partner in the last 4 weeks	0	
98	Don't know	15	0.1%
Sysmiss		22329	
Warning: these figures indicate the number of cases found in the data file. They cannot be interpreted as summary statistics of the population of interest.			
# dm_org_condprov_prog: Where / from which organisation was it provided? Condom provision			
Information	[Type= discrete] [Format=numeric] [Range= 1-98] [Missing=*]		
Statistics [NW/ W]	[Valid=2250 /-] [Invalid=35357 /-]		
Value	Label	Cases	Percentage
1	Government Clinic	2019	<div><div></div></div> 89.7%
2	NGO	179	<div><div></div></div> 8.0%
3	Private Doctor	2	0.1%
4	Pharmacy	38	<div><div></div></div> 1.7%
93	Prefer not to answer	0	
96	Other, specify	10	0.4%
98	Don't know	2	0.1%
Sysmiss		35357	
Warning: these figures indicate the number of cases found in the data file. They cannot be interpreted as summary statistics of the population of interest.			
# dm_org_condprov_oth: Please specify details of the other organization. Condom provision			
Information	[Type= discrete] [Format=character] [Missing=*]		
Statistics [NW/ W]	[Valid=10 /-] [Invalid=0 /-]		
# ms_household_owns_tv: Do you/your household own a TV?			
Information	[Type= discrete] [Format=numeric] [Range= 0-98] [Missing=*]		
Statistics [NW/ W]	[Valid=18556 /-] [Invalid=19051 /-]		

# ms_household_owns_tv: Do you/your household own a TV?			
Value	Label	Cases	Percentage
0	No, I have never had it	0	
1	Yes	16177	<div><div></div></div> 87.2%
2	No	2305	<div><div></div></div> 12.4%
3	Yes, but not sure about the exact age	0	
93	Prefer not to answer	74	<div><div></div></div> 0.4%
95	Not had sex with this partner in the last 4 weeks	0	
98	Don't know	0	
Sysmiss		19051	
Warning: these figures indicate the number of cases found in the data file. They cannot be interpreted as summary statistics of the population of interest.			
# ms_watch_tv_freq: How often do you watch TV?			
Information	[Type= discrete] [Format=numeric] [Range= 1-4] [Missing=*]		
Statistics [NW/ W]	[Valid=18564 /-] [Invalid=19043 /-]		
Value	Label	Cases	Percentage
1	Never	2971	<div><div></div></div> 16.0%
2	Daily	14760	<div><div></div></div> 79.5%
3	Weekly	743	<div><div></div></div> 4.0%
4	Monthly	90	<div><div></div></div> 0.5%
Sysmiss		19043	
Warning: these figures indicate the number of cases found in the data file. They cannot be interpreted as summary statistics of the population of interest.			
# ms_watch_tv_where: Where do you usually (by usually we mean mostly, or commonly, or regularly) watc			
Information	[Type= discrete] [Format=numeric] [Range= 1-96] [Missing=*]		
Statistics [NW/ W]	[Valid=15584 /-] [Invalid=22023 /-]		
Value	Label	Cases	Percentage
1	Home	15384	<div><div></div></div> 98.7%
2	Bars	35	<div><div></div></div> 0.2%
3	At friend's house	151	<div><div></div></div> 1.0%
4	School	11	<div><div></div></div> 0.1%
96	Other	3	<div><div></div></div> 0.0%
Sysmiss		22023	
Warning: these figures indicate the number of cases found in the data file. They cannot be interpreted as summary statistics of the population of interest.			
# ms_watch_tv_where_oth: Please specify details on the other places where you watch			
Information	[Type= discrete] [Format=character] [Missing=*]		
Statistics [NW/ W]	[Valid=3 /-] [Invalid=0 /-]		
# ms_ever_watched_shuga: Have you ever watched MTV Shuga?			
Information	[Type= discrete] [Format=numeric] [Range= 0-98] [Missing=*]		
Statistics [NW/ W]	[Valid=18568 /-] [Invalid=19039 /-]		
Value	Label	Cases	Percentage
0	No, I have never had it	0	
1	Yes	1629	<div><div></div></div> 8.8%
2	No	16670	<div><div></div></div> 89.8%
3	Yes, but not sure about the exact age	0	
93	Prefer not to answer	269	<div><div></div></div> 1.4%

# ms_ever_watched_shuga: Have you ever watched MTV Shuga?			
Value	Label	Cases	Percentage
95	Not had sex with this partner in the last 4 weeks	0	
98	Don't know	0	
Sysmiss		19039	
Warning: these figures indicate the number of cases found in the data file. They cannot be interpreted as summary statistics of the population of interest.			
# ms_ever_heard_of_shuga: If no - have you heard of it?			
Information	[Type= discrete] [Format=numeric] [Range= 0-98] [Missing=*]		
Statistics [NW/ W]	[Valid=16658 /-] [Invalid=20949 /-]		
Value	Label	Cases	Percentage
0	No, I have never had it	0	
1	Yes	237	1.4%
2	No	16359	98.2%
3	Yes, but not sure about the exact age	0	
93	Prefer not to answer	62	0.4%
95	Not had sex with this partner in the last 4 weeks	0	
98	Don't know	0	
Sysmiss		20949	
Warning: these figures indicate the number of cases found in the data file. They cannot be interpreted as summary statistics of the population of interest.			
# ms_which_series_of_shuga: Which country series did you watch?			
Information	[Type= discrete] [Format=numeric] [Range= 1-98] [Missing=*]		
Statistics [NW/ W]	[Valid=1628 /-] [Invalid=35979 /-]		
Value	Label	Cases	Percentage
1	South Africa	1017	62.5%
2	Nigeria	485	29.8%
3	Kenya	22	1.4%
96	Other; Specify	1	0.1%
98	Don't know	103	6.3%
Sysmiss		35979	
Warning: these figures indicate the number of cases found in the data file. They cannot be interpreted as summary statistics of the population of interest.			
# ms_which_series_oth: Please specify details on the other series of MTV Shugat that you have watched			
Information	[Type= discrete] [Format=character] [Missing=*]		
Statistics [NW/ W]	[Valid=1 /-] [Invalid=0 /-]		
Value	Label	Cases	Percentage
Ubuka noma yini akazi noma usuka khona yini lokho		1	100.0%
Warning: these figures indicate the number of cases found in the data file. They cannot be interpreted as summary statistics of the population of interest.			
# hq_descr_gen_health: How do you describe your general health at present?			
Information	[Type= discrete] [Format=numeric] [Range= 1-93] [Missing=*]		
Statistics [NW/ W]	[Valid=18564 /-] [Invalid=19043 /-]		
Value	Label	Cases	Percentage
1	Excellent	3411	18.4%
2	Very Good or Good	13402	72.2%

# hq_descr_gen_health: How do you describe your general health at present?			
Value	Label	Cases	Percentage
3	Fair	1736	<div><div></div></div> 9.4%
93	Prefer not to answer	15	<div><div></div></div> 0.1%
Sysmiss		19043	
Warning: these figures indicate the number of cases found in the data file. They cannot be interpreted as summary statistics of the population of interest.			
# hq_opi_dohhosp: Have you visited out-patient department (OPD) at the DOH hospital in the past mo			
Information	[Type= discrete] [Format=numeric] [Range= 0-98] [Missing=*]		
Statistics [NW/ W]	[Valid=18578 /-] [Invalid=19029 /-]		
Value	Label	Cases	Percentage
0	No, I have never had it	0	
1	Yes	194	<div><div></div></div> 1.0%
2	No	18242	<div><div></div></div> 98.2%
3	Yes, but not sure about the exact age	0	
93	Prefer not to answer	142	<div><div></div></div> 0.8%
95	Not had sex with this partner in the last 4 weeks	0	
98	Don't know	0	
Sysmiss		19029	
Warning: these figures indicate the number of cases found in the data file. They cannot be interpreted as summary statistics of the population of interest.			
# hq_opi_privhosp: Have you visited OPD at the private hospital in the past month?			
Information	[Type= discrete] [Format=numeric] [Range= 0-98] [Missing=*]		
Statistics [NW/ W]	[Valid=18578 /-] [Invalid=19029 /-]		
Value	Label	Cases	Percentage
0	No, I have never had it	0	
1	Yes	115	<div><div></div></div> 0.6%
2	No	18278	<div><div></div></div> 98.4%
3	Yes, but not sure about the exact age	0	
93	Prefer not to answer	185	<div><div></div></div> 1.0%
95	Not had sex with this partner in the last 4 weeks	0	
98	Don't know	0	
Sysmiss		19029	
Warning: these figures indicate the number of cases found in the data file. They cannot be interpreted as summary statistics of the population of interest.			
# hq_vis_privclin: Have you visited a private clinic in the past month?			
Information	[Type= discrete] [Format=numeric] [Range= 0-98] [Missing=*]		
Statistics [NW/ W]	[Valid=18543 /-] [Invalid=19064 /-]		
Value	Label	Cases	Percentage
0	No, I have never had it	0	
1	Yes	1082	<div><div></div></div> 5.8%
2	No	17279	<div><div></div></div> 93.2%
3	Yes, but not sure about the exact age	0	
93	Prefer not to answer	182	<div><div></div></div> 1.0%
95	Not had sex with this partner in the last 4 weeks	0	
98	Don't know	0	
Sysmiss		19064	
Warning: these figures indicate the number of cases found in the data file. They cannot be interpreted as summary statistics of the population of interest.			

# hq_everon_tb_treat: Have you ever received TB treatment?			
Information	[Type= discrete] [Format=numeric] [Range= 0-98] [Missing=*]		
Statistics [NW/ W]	[Valid=18578 /-] [Invalid=19029 /-]		
Value	Label	Cases	Percentage
0	No, I have never had it	0	
1	Yes	1077	5.8%
2	No	17401	93.7%
3	Yes, but not sure about the exact age	0	
93	Prefer not to answer	100	0.5%
95	Not had sex with this partner in the last 4 weeks	0	
98	Don't know	0	
Sysmiss		19029	
Warning: these figures indicate the number of cases found in the data file. They cannot be interpreted as summary statistics of the population of interest.			
# hq_start_tb_treat: Were you started on TB treatment in the past 12 months?			
Information	[Type= discrete] [Format=numeric] [Range= 0-98] [Missing=*]		
Statistics [NW/ W]	[Valid=1077 /-] [Invalid=36530 /-]		
Value	Label	Cases	Percentage
0	No, I have never had it	0	
1	Yes	150	13.9%
2	No	922	85.6%
3	Yes, but not sure about the exact age	0	
93	Prefer not to answer	5	0.5%
95	Not had sex with this partner in the last 4 weeks	0	
98	Don't know	0	
Sysmiss		36530	
Warning: these figures indicate the number of cases found in the data file. They cannot be interpreted as summary statistics of the population of interest.			
# hq_curron_tb_treat: Are you currently receiving TB treatment?			
Information	[Type= discrete] [Format=numeric] [Range= 0-98] [Missing=*]		
Statistics [NW/ W]	[Valid=1077 /-] [Invalid=36530 /-]		
Value	Label	Cases	Percentage
0	No, I have never had it	0	
1	Yes	107	9.9%
2	No	967	89.8%
3	Yes, but not sure about the exact age	0	
93	Prefer not to answer	3	0.3%
95	Not had sex with this partner in the last 4 weeks	0	
98	Don't know	0	
Sysmiss		36530	
Warning: these figures indicate the number of cases found in the data file. They cannot be interpreted as summary statistics of the population of interest.			
# hq_everon_bp_treat: Have you ever received BP treatment?			
Information	[Type= discrete] [Format=numeric] [Range= 0-98] [Missing=*]		
Statistics [NW/ W]	[Valid=18568 /-] [Invalid=19039 /-]		
Value	Label	Cases	Percentage
0	No, I have never had it	0	

# hq_everon_bp_treat: Have you ever received BP treatment?			
Value	Label	Cases	Percentage
1	Yes	3312	<div><div></div></div> 17.8%
2	No	15130	<div><div></div></div> 81.5%
3	Yes, but not sure about the exact age	0	
93	Prefer not to answer	119	<div><div></div></div> 0.6%
95	Not had sex with this partner in the last 4 weeks	0	
98	Don't know	7	<div><div></div></div> 0.0%
Sysmiss		19039	
Warning: these figures indicate the number of cases found in the data file. They cannot be interpreted as summary statistics of the population of interest.			
# hq_start_bp_treat: Were you started on BP treatment in the past 12 months?			
Information	[Type= discrete] [Format=numeric] [Range= 0-98] [Missing=*]		
Statistics [NW/ W]	[Valid=3312 /-] [Invalid=34295 /-]		
Value	Label	Cases	Percentage
0	No, I have never had it	0	
1	Yes	2553	<div><div></div></div> 77.1%
2	No	754	<div><div></div></div> 22.8%
3	Yes, but not sure about the exact age	0	
93	Prefer not to answer	5	<div><div></div></div> 0.2%
95	Not had sex with this partner in the last 4 weeks	0	
98	Don't know	0	
Sysmiss		34295	
Warning: these figures indicate the number of cases found in the data file. They cannot be interpreted as summary statistics of the population of interest.			
# hq_currn_bp_treat: Are you currently receiving BP treatment?			
Information	[Type= discrete] [Format=numeric] [Range= 0-98] [Missing=*]		
Statistics [NW/ W]	[Valid=3309 /-] [Invalid=34298 /-]		
Value	Label	Cases	Percentage
0	No, I have never had it	0	
1	Yes	3075	<div><div></div></div> 92.9%
2	No	227	<div><div></div></div> 6.9%
3	Yes, but not sure about the exact age	0	
93	Prefer not to answer	6	<div><div></div></div> 0.2%
95	Not had sex with this partner in the last 4 weeks	0	
98	Don't know	1	<div><div></div></div> 0.0%
Sysmiss		34298	
Warning: these figures indicate the number of cases found in the data file. They cannot be interpreted as summary statistics of the population of interest.			
# hq_everon_diabetes_treat: Have you ever received diabetes treatment?			
Information	[Type= discrete] [Format=numeric] [Range= 0-98] [Missing=*]		
Statistics [NW/ W]	[Valid=18550 /-] [Invalid=19057 /-]		
Value	Label	Cases	Percentage
0	No, I have never had it	0	
1	Yes	846	<div><div></div></div> 4.6%
2	No	17578	<div><div></div></div> 94.8%
3	Yes, but not sure about the exact age	0	
93	Prefer not to answer	118	<div><div></div></div> 0.6%

# hq_everon_diabetes_treat: Have you ever received diabetes treatment?			
Value	Label	Cases	Percentage
95	Not had sex with this partner in the last 4 weeks	0	
98	Don't know	8	0.0%
Sysmiss		19057	
Warning: these figures indicate the number of cases found in the data file. They cannot be interpreted as summary statistics of the population of interest.			
# hq_start_diabetes_treat: Were you started on diabetes treatment in the past 12 months?			
Information	[Type= discrete] [Format=numeric] [Range= 0-98] [Missing=*]		
Statistics [NW/ W]	[Valid=844 /-] [Invalid=36763 /-]		
Value	Label	Cases	Percentage
0	No, I have never had it	0	
1	Yes	637	75.5%
2	No	204	24.2%
3	Yes, but not sure about the exact age	0	
93	Prefer not to answer	3	0.4%
95	Not had sex with this partner in the last 4 weeks	0	
98	Don't know	0	
Sysmiss		36763	
Warning: these figures indicate the number of cases found in the data file. They cannot be interpreted as summary statistics of the population of interest.			
# hq_curron_diabetes_treat: Are you currently receiving diabetes treatment?			
Information	[Type= discrete] [Format=numeric] [Range= 0-98] [Missing=*]		
Statistics [NW/ W]	[Valid=846 /-] [Invalid=36761 /-]		
Value	Label	Cases	Percentage
0	No, I have never had it	0	
1	Yes	757	89.5%
2	No	86	10.2%
3	Yes, but not sure about the exact age	0	
93	Prefer not to answer	3	0.4%
95	Not had sex with this partner in the last 4 weeks	0	
98	Don't know	0	
Sysmiss		36761	
Warning: these figures indicate the number of cases found in the data file. They cannot be interpreted as summary statistics of the population of interest.			
# hq_prev_arttreat: Have you ever taken ART for your own health?			
Information	[Type= discrete] [Format=numeric] [Range= 0-98] [Missing=*]		
Statistics [NW/ W]	[Valid=3300 /-] [Invalid=34307 /-]		
Value	Label	Cases	Percentage
0	No, I have never had it	0	
1	Yes	3068	93.0%
2	No	227	6.9%
3	Yes, but not sure about the exact age	0	
93	Prefer not to answer	5	0.2%
95	Not had sex with this partner in the last 4 weeks	0	
98	Don't know	0	
Sysmiss		34307	
Warning: these figures indicate the number of cases found in the data file. They cannot be interpreted as summary statistics of the population of interest.			

# hq_art_takenstop: Have you ever had to stop ART?			
Information	[Type= discrete] [Format=numeric] [Range= 0-98] [Missing=*]		
Statistics [NW/ W]	[Valid=3066 /-] [Invalid=34541 /-]		
Value	Label	Cases	Percentage
0	No, I have never had it	0	
1	Yes	36	<div><div></div>1.2%</div>
2	No	3020	<div><div></div>98.5%</div>
3	Yes, but not sure about the exact age	0	
93	Prefer not to answer	10	<div><div></div>0.3%</div>
95	Not had sex with this partner in the last 4 weeks	0	
98	Don't know	0	
Sysmiss		34541	
Warning: these figures indicate the number of cases found in the data file. They cannot be interpreted as summary statistics of the population of interest.			
# hq_art_reastakenstop: Please provide the reason for stopping ART:			
Information	[Type= discrete] [Format=character] [Missing=*]		
Statistics [NW/ W]	[Valid=36 /-]		
# hq_prep_knowof: Have you ever heard of PrEP? (These are tablets that people who do not have HIV			
Information	[Type= discrete] [Format=numeric] [Range= 0-98] [Missing=*]		
Statistics [NW/ W]	[Valid=18573 /-] [Invalid=19034 /-]		
Value	Label	Cases	Percentage
0	No, I have never had it	0	
1	Yes	724	<div><div></div>3.9%</div>
2	No	17697	<div><div></div>95.3%</div>
3	Yes, but not sure about the exact age	0	
93	Prefer not to answer	152	<div><div></div>0.8%</div>
95	Not had sex with this partner in the last 4 weeks	0	
98	Don't know	0	
Sysmiss		19034	
Warning: these figures indicate the number of cases found in the data file. They cannot be interpreted as summary statistics of the population of interest.			
# hq_prep_heardwhere: Where did you hear about PrEP?			
Information	[Type= discrete] [Format=character] [Missing=*]		
Statistics [NW/ W]	[Valid=716 /-] [Invalid=0 /-]		
# hq_prep_offered: Have you ever been offered PrEP?			
Information	[Type= discrete] [Format=numeric] [Range= 0-98] [Missing=*]		
Statistics [NW/ W]	[Valid=720 /-] [Invalid=36887 /-]		
Value	Label	Cases	Percentage
0	No, I have never had it	0	
1	Yes	25	<div><div></div>3.5%</div>
2	No	692	<div><div></div>96.1%</div>
3	Yes, but not sure about the exact age	0	
93	Prefer not to answer	3	<div><div></div>0.4%</div>
95	Not had sex with this partner in the last 4 weeks	0	
98	Don't know	0	
Sysmiss		36887	

# hq_prep_offered: Have you ever been offered PrEP?			
<i>Warning: these figures indicate the number of cases found in the data file. They cannot be interpreted as summary statistics of the population of interest.</i>			
# hq_prep_currtaken: Are you currently taking PrEP to prevent HIV?			
Information	[Type= discrete] [Format=numeric] [Range= 0-98] [Missing=*]		
Statistics [NW/ W]	[Valid=721 /-] [Invalid=36886 /-]		
Value	Label	Cases	Percentage
0	No, I have never had it	0	
1	Yes	14	1.9%
2	No	706	97.9%
3	Yes, but not sure about the exact age	0	
93	Prefer not to answer	1	0.1%
95	Not had sex with this partner in the last 4 weeks	0	
98	Don't know	0	
Sysmiss		36886	
<i>Warning: these figures indicate the number of cases found in the data file. They cannot be interpreted as summary statistics of the population of interest.</i>			
# hq_prep_longact_intrst: Suppose that long-acting injectable PrEP is as effective as daily oral PrEP pill			
Information	[Type= discrete] [Format=numeric] [Range= 1-5] [Missing=*]		
Statistics [NW/ W]	[Valid=18564 /-] [Invalid=19043 /-]		
Value	Label	Cases	Percentage
1	I would definitely take it	11356	61.2%
2	I would probably take it	4612	24.8%
3	I might take it	1649	8.9%
4	I would probably not take it	682	3.7%
5	I would definitely not take it	265	1.4%
Sysmiss		19043	
<i>Warning: these figures indicate the number of cases found in the data file. They cannot be interpreted as summary statistics of the population of interest.</i>			
# hq_prep_prefer_choice: Given a choice between either long-acting injectable PrEP and daily oral PrEP, w			
Information	[Type= discrete] [Format=numeric] [Range= 1-5] [Missing=*]		
Statistics [NW/ W]	[Valid=18553 /-] [Invalid=19054 /-]		
Value	Label	Cases	Percentage
1	Long-acting injectable PrEP	13049	70.3%
2	Daily oral PrEP	2277	12.3%
3	No preference: either long-acting or daily PrEP	1371	7.4%
4	Either long-acting or daily PrEP - Whichever turns out to be most effective when taken as prescribed	1364	7.4%
5	I am not interested in either daily oral PrEP or long-acting injectable PrEP	492	2.7%
Sysmiss		19054	
<i>Warning: these figures indicate the number of cases found in the data file. They cannot be interpreted as summary statistics of the population of interest.</i>			
# sr_part_req_filed: Did the participant request the fieldworker to record the sexual behaviour quest			
Information	[Type= discrete] [Format=numeric] [Range= 0-98] [Missing=*]		
Statistics [NW/ W]	[Valid=14321 /-] [Invalid=23286 /-]		
Value	Label	Cases	Percentage
0	No, I have never had it	0	
1	Yes	2364	16.5%

# sr_part_req_filed: Did the participant request the fieldworker to record the sexual behaviour quest			
Value	Label	Cases	Percentage
2	No	11957	83.5%
3	Yes, but not sure about the exact age	0	
93	Prefer not to answer	0	
95	Not had sex with this partner in the last 4 weeks	0	
98	Don't know	0	
Sysmiss		23286	
Warning: these figures indicate the number of cases found in the data file. They cannot be interpreted as summary statistics of the population of interest.			
# sr_part_req_filed_reas: If No; give the reason?			
Information	[Type= discrete] [Format=character] [Missing=*]		
Statistics [NW/ W]	[Valid=1224 /-] [Invalid=0 /-]		
# sr_share_agefather: Are you willing to share how old were you the first time you made someone pregna			
Information	[Type= continuous] [Format=numeric] [Range= 1-93] [Missing=*]		
Statistics [NW/ W]	[Valid=1940 /-] [Invalid=35667 /-] [Mean=12.071 /-] [StdDev=29.251 /-]		
# sr_agefather: How old were you when you first made someone pregnant?			
Information	[Type= discrete] [Format=character] [Missing=*]		
Statistics [NW/ W]	[Valid=847 /-] [Invalid=0 /-]		

# sr_share_numchildfath: Are you willing to share the number of children you have you fathered?			
Information	[Type= discrete] [Format=numeric] [Range= 0-98] [Missing=*]		
Statistics [NW/ W]	[Valid=1950 /-] [Invalid=35657 /-]		
Value	Label	Cases	Percentage
0	No, I have never had it	0	
1	Yes	1500	<div><div></div></div> 76.9%
2	No	393	<div><div></div></div> 20.2%
3	Yes, but not sure about the exact age	0	
93	Prefer not to answer	57	<div><div></div></div> 2.9%
95	Not had sex with this partner in the last 4 weeks	0	
98	Don't know	0	
Sysmiss		35657	
Warning: these figures indicate the number of cases found in the data file. They cannot be interpreted as summary statistics of the population of interest.			
# sr_circum_where: Where were you circumcised?			
Information	[Type= discrete] [Format=numeric] [Range= 1-96] [Missing=*]		
Statistics [NW/ W]	[Valid=2268 /-] [Invalid=35339 /-]		
Value	Label	Cases	Percentage
1	Health facility	2166	<div><div></div></div> 95.5%
2	Mountain	60	<div><div></div></div> 2.6%
3	Church	31	<div><div></div></div> 1.4%
96	Other, specify	11	<div><div></div></div> 0.5%
Sysmiss		35339	
Warning: these figures indicate the number of cases found in the data file. They cannot be interpreted as summary statistics of the population of interest.			
# sr_circum_whereoth: Please specify more details on where you were circumcised:			
Information	[Type= discrete] [Format=character] [Missing=*]		
Statistics [NW/ W]	[Valid=11 /-] [Invalid=0 /-]		
# sr_currpregnant: Are you currently pregnant?			
Information	[Type= discrete] [Format=numeric] [Range= 0-98] [Missing=*]		
Statistics [NW/ W]	[Valid=9222 /-] [Invalid=28385 /-]		
Value	Label	Cases	Percentage
0	No, I have never had it	0	
1	Yes	343	<div><div></div></div> 3.7%
2	No	8420	<div><div></div></div> 91.3%
3	Yes, but not sure about the exact age	0	
93	Prefer not to answer	441	<div><div></div></div> 4.8%
95	Not had sex with this partner in the last 4 weeks	0	
98	Don't know	18	<div><div></div></div> 0.2%
Sysmiss		28385	
Warning: these figures indicate the number of cases found in the data file. They cannot be interpreted as summary statistics of the population of interest.			
# sr_share_agepregnant: Are you willing to share how old were you the first time you got pregnant?			
Information	[Type= discrete] [Format=numeric] [Range= 0-98] [Missing=*]		
Statistics [NW/ W]	[Valid=6504 /-] [Invalid=31103 /-]		
Value	Label	Cases	Percentage
0	No, I have never had it	0	

# sr_share_agepregnant: Are you willing to share how old were you the first time you got pregnant?			
Value	Label	Cases	Percentage
1	Yes	3634	<div><div></div></div> 55.9%
2	No	2356	<div><div></div></div> 36.2%
3	Yes, but not sure about the exact age	0	
93	Prefer not to answer	514	<div><div></div></div> 7.9%
95	Not had sex with this partner in the last 4 weeks	0	
98	Don't know	0	
Sysmiss		31103	
Warning: these figures indicate the number of cases found in the data file. They cannot be interpreted as summary statistics of the population of interest.			
# sr_agepregnant: How old were you the first time you got pregnant? [age in years]			
Information	[Type= discrete] [Format=character] [Missing=*]		
Statistics [NW/ W]	[Valid=3635 /-] [Invalid=0 /-]		
# sr_times_pregnant: How many times have you been pregnant? (including pregnancies that did not go to			
Information	[Type= discrete] [Format=character] [Missing=*]		
Statistics [NW/ W]	[Valid=6408 /-] [Invalid=0 /-]		
# sr_times_birth: How many times have you given birth? (include both live births and stillbirths.			
Information	[Type= discrete] [Format=character] [Missing=*]		
Statistics [NW/ W]	[Valid=6410 /-] [Invalid=0 /-]		
# sr_areusemeth_avoidpreg: Are you currently using any contraceptive methods to prevent pregnancy?			
Information	[Type= discrete] [Format=numeric] [Range= 0-98] [Missing=*]		
Statistics [NW/ W]	[Valid=8434 /-] [Invalid=29173 /-]		
Value	Label	Cases	Percentage
0	No, I have never had it	0	
1	Yes	1936	<div><div></div></div> 23.0%
2	No	6212	<div><div></div></div> 73.7%
3	Yes, but not sure about the exact age	0	
93	Prefer not to answer	286	<div><div></div></div> 3.4%
95	Not had sex with this partner in the last 4 weeks	0	
98	Don't know	0	
Sysmiss		29173	
Warning: these figures indicate the number of cases found in the data file. They cannot be interpreted as summary statistics of the population of interest.			
# sr_currmeth_otherspec: Other method, please specify:			
Information	[Type= discrete] [Format=character] [Missing=*]		
Statistics [NW/ W]	[Valid=6 /-] [Invalid=0 /-]		
# sr_meth_avoidpreg12mth_0: Which methods were you using?			
Information	[Type= discrete] [Format=numeric] [Range= 0-96] [Missing=*]		
Statistics [NW/ W]	[Valid=13 /-] [Invalid=37594 /-]		
Value	Label	Cases	Percentage
0	None	13	<div><div></div></div> 100.0%
1	Male condom	0	
2	Female condom	0	
3	Female sterilization (tubal ligation)	0	

# sr_meth_avoidpreg12mth_0: Which methods were you using?			
Value	Label	Cases	Percentage
4	Male sterilization (vasectomy)	0	
5	IUD/loop	0	
6	Injectable contraceptives	0	
7	Implants	0	
8	Oral contraceptive pills	0	
9	Douching after sex	0	
10	Traditional methods	0	
93	Prefer not to answer	0	
96	Other, specify	0	
Sysmiss		37594	
Warning: these figures indicate the number of cases found in the data file. They cannot be interpreted as summary statistics of the population of interest.			
# sr_meth_avoidpreg12mth_1: Which methods were you using?			
Information	[Type= discrete] [Format=numeric] [Range= 0-96] [Missing=*]		
Statistics [NW/ W]	[Valid=645 /-] [Invalid=36962 /-]		
Value	Label	Cases	Percentage
0	None	0	
1	Male condom	645	100.0%
2	Female condom	0	
3	Female sterilization (tubal ligation)	0	
4	Male sterilization (vasectomy)	0	
5	IUD/loop	0	
6	Injectable contraceptives	0	
7	Implants	0	
8	Oral contraceptive pills	0	
9	Douching after sex	0	
10	Traditional methods	0	
93	Prefer not to answer	0	
96	Other, specify	0	
Sysmiss		36962	
Warning: these figures indicate the number of cases found in the data file. They cannot be interpreted as summary statistics of the population of interest.			
# sr_meth_avoidpreg12mth_2: Which methods were you using?			
Information	[Type= discrete] [Format=numeric] [Range= 0-96] [Missing=*]		
Statistics [NW/ W]	[Valid=15 /-] [Invalid=37592 /-]		
Value	Label	Cases	Percentage
0	None	0	
1	Male condom	0	
2	Female condom	15	100.0%
3	Female sterilization (tubal ligation)	0	
4	Male sterilization (vasectomy)	0	
5	IUD/loop	0	
6	Injectable contraceptives	0	
7	Implants	0	
8	Oral contraceptive pills	0	
9	Douching after sex	0	

# sr_meth_avoidpreg12mth_2: Which methods were you using?			
Value	Label	Cases	Percentage
10	Traditional methods	0	
93	Prefer not to answer	0	
96	Other, specify	0	
Sysmiss		37592	
Warning: these figures indicate the number of cases found in the data file. They cannot be interpreted as summary statistics of the population of interest.			
# sr_meth_avoidpreg12mth_3: Which methods were you using?			
Information	[Type= discrete] [Format=numeric] [Range= 0-96] [Missing=*]		
Statistics [NW/ W]	[Valid=46 /-] [Invalid=37561 /-]		
Value	Label	Cases	Percentage
0	None	0	
1	Male condom	0	
2	Female condom	0	
3	Female sterilization (tubal ligation)	46	100.0%
4	Male sterilization (vasectomy)	0	
5	IUD/loop	0	
6	Injectable contraceptives	0	
7	Implants	0	
8	Oral contraceptive pills	0	
9	Douching after sex	0	
10	Traditional methods	0	
93	Prefer not to answer	0	
96	Other, specify	0	
Sysmiss		37561	
Warning: these figures indicate the number of cases found in the data file. They cannot be interpreted as summary statistics of the population of interest.			
# sr_meth_avoidpreg12mth_4: Which methods were you using?			
Information	[Type= discrete] [Format=numeric] [Range= 0-96] [Missing=*]		
Statistics [NW/ W]	[Valid=3 /-] [Invalid=37604 /-]		
Value	Label	Cases	Percentage
0	None	0	
1	Male condom	0	
2	Female condom	0	
3	Female sterilization (tubal ligation)	0	
4	Male sterilization (vasectomy)	3	100.0%
5	IUD/loop	0	
6	Injectable contraceptives	0	
7	Implants	0	
8	Oral contraceptive pills	0	
9	Douching after sex	0	
10	Traditional methods	0	
93	Prefer not to answer	0	
96	Other, specify	0	
Sysmiss		37604	
Warning: these figures indicate the number of cases found in the data file. They cannot be interpreted as summary statistics of the population of interest.			

# sr_meth_avoidpreg12mth_5: Which methods were you using?			
Information	[Type= discrete] [Format=numeric] [Range= 0-96] [Missing=*]		
Statistics [NW/ W]	[Valid=24 /-] [Invalid=37583 /-]		
Value	Label	Cases	Percentage
0	None	0	
1	Male condom	0	
2	Female condom	0	
3	Female sterilization (tubal ligation)	0	
4	Male sterilization (vasectomy)	0	
5	IUD/loop	24	100.0%
6	Injectable contraceptives	0	
7	Implants	0	
8	Oral contraceptive pills	0	
9	Douching after sex	0	
10	Traditional methods	0	
93	Prefer not to answer	0	
96	Other, specify	0	
Sysmiss		37583	
Warning: these figures indicate the number of cases found in the data file. They cannot be interpreted as summary statistics of the population of interest.			
# sr_meth_avoidpreg12mth_6: Which methods were you using?			
Information	[Type= discrete] [Format=numeric] [Range= 0-96] [Missing=*]		
Statistics [NW/ W]	[Valid=776 /-] [Invalid=36831 /-]		
Value	Label	Cases	Percentage
0	None	0	
1	Male condom	0	
2	Female condom	0	
3	Female sterilization (tubal ligation)	0	
4	Male sterilization (vasectomy)	0	
5	IUD/loop	0	
6	Injectable contraceptives	776	100.0%
7	Implants	0	
8	Oral contraceptive pills	0	
9	Douching after sex	0	
10	Traditional methods	0	
93	Prefer not to answer	0	
96	Other, specify	0	
Sysmiss		36831	
Warning: these figures indicate the number of cases found in the data file. They cannot be interpreted as summary statistics of the population of interest.			
# sr_meth_avoidpreg12mth_7: Which methods were you using?			
Information	[Type= discrete] [Format=numeric] [Range= 0-96] [Missing=*]		
Statistics [NW/ W]	[Valid=125 /-] [Invalid=37482 /-]		
Value	Label	Cases	Percentage
0	None	0	
1	Male condom	0	
2	Female condom	0	

# sr_meth_avoidpreg12mth_7: Which methods were you using?				
Value	Label	Cases	Percentage	
3	Female sterilization (tubal ligation)	0	<div><div></div></div> 100.0%	
4	Male sterilization (vasectomy)	0		
5	IUD/loop	0		
6	Injectable contraceptives	0		
7	Implants	125		
8	Oral contraceptive pills	0		
9	Douching after sex	0		
10	Traditional methods	0		
93	Prefer not to answer	0		
96	Other, specify	0		
Sysmiss		37482		
Warning: these figures indicate the number of cases found in the data file. They cannot be interpreted as summary statistics of the population of interest.				
# sr_meth_avoidpreg12mth_8: Which methods were you using?				
Information	[Type= discrete] [Format=numeric] [Range= 0-96] [Missing=*]			
Statistics [NW/ W]	[Valid=78 /-] [Invalid=37529 /-]			
Value	Label	Cases	Percentage	
0	None	0	<div><div></div></div> 100.0%	
1	Male condom	0		
2	Female condom	0		
3	Female sterilization (tubal ligation)	0		
4	Male sterilization (vasectomy)	0		
5	IUD/loop	0		
6	Injectable contraceptives	0		
7	Implants	0		
8	Oral contraceptive pills	78		
9	Douching after sex	0		
10	Traditional methods	0		
93	Prefer not to answer	0		
96	Other, specify	0		
Sysmiss		37529		
Warning: these figures indicate the number of cases found in the data file. They cannot be interpreted as summary statistics of the population of interest.				
# sr_meth_avoidpreg12mth_9: Which methods were you using?				
Information	[Type= discrete] [Format=numeric] [Range= 0-96] [Missing=*]			
Statistics [NW/ W]	[Valid=1 /-] [Invalid=37606 /-]			
Value	Label	Cases	Percentage	
0	None	0		
1	Male condom	0		
2	Female condom	0		
3	Female sterilization (tubal ligation)	0		
4	Male sterilization (vasectomy)	0		
5	IUD/loop	0		
6	Injectable contraceptives	0		
7	Implants	0		
8	Oral contraceptive pills	0		

# sr_meth_avoidpreg12mth_9: Which methods were you using?				
Value	Label	Cases	Percentage	
9	Douching after sex	1	<div><div></div></div> 100.0%	
10	Traditional methods	0		
93	Prefer not to answer	0		
96	Other, specify	0		
Sysmiss		37606		
Warning: these figures indicate the number of cases found in the data file. They cannot be interpreted as summary statistics of the population of interest.				
# sr_meth_avoidpreg12mth_93: Which methods were you using?				
Information	[Type= discrete] [Format=numeric] [Range= 0-96] [Missing=*]			
Statistics [NW/ W]	[Valid=2 /-] [Invalid=37605 /-]			
Value	Label	Cases	Percentage	
0	None	0	<div><div></div></div> 100.0%	
1	Male condom	0		
2	Female condom	0		
3	Female sterilization (tubal ligation)	0		
4	Male sterilization (vasectomy)	0		
5	IUD/loop	0		
6	Injectable contraceptives	0		
7	Implants	0		
8	Oral contraceptive pills	0		
9	Douching after sex	0		
10	Traditional methods	0		
93	Prefer not to answer	2		
96	Other, specify	0		
Sysmiss		37605		
Warning: these figures indicate the number of cases found in the data file. They cannot be interpreted as summary statistics of the population of interest.				
# sr_meth_avoidpreg12mth_96: Which methods were you using?				
Information	[Type= discrete] [Format=numeric] [Range= 0-96] [Missing=*]			
Statistics [NW/ W]	[Valid=3 /-] [Invalid=37604 /-]			
Value	Label	Cases	Percentage	
0	None	0	<div><div></div></div> 100.0%	
1	Male condom	0		
2	Female condom	0		
3	Female sterilization (tubal ligation)	0		
4	Male sterilization (vasectomy)	0		
5	IUD/loop	0		
6	Injectable contraceptives	0		
7	Implants	0		
8	Oral contraceptive pills	0		
9	Douching after sex	0		
10	Traditional methods	0		
93	Prefer not to answer	0		
96	Other, specify	3		
Sysmiss		37604		
Warning: these figures indicate the number of cases found in the data file. They cannot be interpreted as summary statistics of the population of interest.				

# sr_meth_otherspec12mth: Other method, please specify:			
Information	[Type= discrete] [Format=character] [Missing=*]		
Statistics [NW/ W]	[Valid=3 /-] [Invalid=0 /-]		
# partic_capable_self_int: Was the participant assessed capable to complete Self Filled section?			
Information	[Type= discrete] [Format=numeric] [Range= 0-98] [Missing=*]		
Statistics [NW/ W]	[Valid=14347 /-] [Invalid=23260 /-]		
Value	Label	Cases	Percentage
0	No, I have never had it	0	
1	Yes	7393	<div><div></div></div> 51.5%
2	No	6954	<div><div></div></div> 48.5%
3	Yes, but not sure about the exact age	0	
93	Prefer not to answer	0	
95	Not had sex with this partner in the last 4 weeks	0	
98	Don't know	0	
Sysmiss		23260	
Warning: these figures indicate the number of cases found in the data file. They cannot be interpreted as summary statistics of the population of interest.			
# srs_usecondomlasttime: Did you use a condom the LAST time you had sex (whether it was forced or agreed)			
Information	[Type= discrete] [Format=numeric] [Range= 0-98] [Missing=*]		
Statistics [NW/ W]	[Valid=10120 /-] [Invalid=27487 /-]		
Value	Label	Cases	Percentage
0	No, I have never had it	0	
1	Yes	3473	<div><div></div></div> 34.3%
2	No	6017	<div><div></div></div> 59.5%
3	Yes, but not sure about the exact age	0	
93	Prefer not to answer	630	<div><div></div></div> 6.2%
95	Not had sex with this partner in the last 4 weeks	0	
98	Don't know	0	
Sysmiss		27487	
Warning: these figures indicate the number of cases found in the data file. They cannot be interpreted as summary statistics of the population of interest.			
# srs_sv_want_tobe_contact: Would you like to be contacted to discuss the sexual/physical violence?			
Information	[Type= discrete] [Format=numeric] [Range= 0-98] [Missing=*]		
Statistics [NW/ W]	[Valid=19207 /-] [Invalid=18400 /-]		
Value	Label	Cases	Percentage
0	No, I have never had it	0	
1	Yes	1173	<div><div></div></div> 6.1%
2	No	18034	<div><div></div></div> 93.9%
3	Yes, but not sure about the exact age	0	
93	Prefer not to answer	0	
95	Not had sex with this partner in the last 4 weeks	0	
98	Don't know	0	
Sysmiss		18400	
Warning: these figures indicate the number of cases found in the data file. They cannot be interpreted as summary statistics of the population of interest.			
# srs_sv_urgent_contact: Please confirm that you would like urgent contact (within 3 days) to discuss sex			
Information	[Type= discrete] [Format=numeric] [Range= 0-98] [Missing=*]		

# srs_sv_urgent_contact: Please confirm that you would like urgent contact (within 3 days) to discuss sex			
Statistics [NW/ W]		[Valid=1174 /-] [Invalid=36433 /-]	
Value	Label	Cases	Percentage
0	No, I have never had it	0	
1	Yes	1148	<div><div></div></div> 97.8%
2	No	26	<div><div></div></div> 2.2%
3	Yes, but not sure about the exact age	0	
93	Prefer not to answer	0	
95	Not had sex with this partner in the last 4 weeks	0	
98	Don't know	0	
Sysmiss		36433	
<i>Warning: these figures indicate the number of cases found in the data file. They cannot be interpreted as summary statistics of the population of interest.</i>			
# srs_sv_contact_method: Please tell us how you would like us to contact you:			
Information		[Type= discrete] [Format=numeric] [Range= 1-2] [Missing=*]	
Statistics [NW/ W]		[Valid=1173 /-] [Invalid=36434 /-]	
Value	Label	Cases	Percentage
1	Phone call	65	<div><div></div></div> 5.5%
2	Home visit by Social Worker	1108	<div><div></div></div> 94.5%
Sysmiss		36434	
<i>Warning: these figures indicate the number of cases found in the data file. They cannot be interpreted as summary statistics of the population of interest.</i>			
# srs_sv_additional_info: Is there anything else we need to know - please enter it here:			
Information		[Type= discrete] [Format=character] [Missing=*]	
Statistics [NW/ W]		[Valid=1146 /-]	
# srs_sv_contact_status: Contact request status			
Information		[Type= discrete] [Format=character] [Missing=*]	
Statistics [NW/ W]		[Valid=0 /-] [Invalid=0 /-]	

File : AHRI.PIP.DREAMS_Componant.ContactAttempts.2019.v1

project_id: REDCap Project Identifier

Information	[Type= discrete] [Format=numeric] [Range= 419-419] [Missing=*]
Statistics [NW/ W]	[Valid=37607 /-] [Invalid=0 /-]

event_id: REDCap Event Identifier

Information	[Type= discrete] [Format=numeric] [Range= 1158-1158] [Missing=*]
Statistics [NW/ W]	[Valid=37607 /-] [Invalid=0 /-]

cohort: Cohort Description

Information	[Type= discrete] [Format=character] [Missing=*]
Statistics [NW/ W]	[Valid=37607 /-] [Invalid=0 /-]

round: Round Description

Information	[Type= discrete] [Format=character] [Missing=*]
Statistics [NW/ W]	[Valid=37607 /-] [Invalid=0 /-]

IIntId: Individual ID

Information	[Type= continuous] [Format=numeric] [Range= 17-241036] [Missing=*]
Statistics [NW/ W]	[Valid=37607 /-] [Invalid=0 /-] [Mean=81987.51 /-] [StdDev=55409.199 /-]

ca_weekblock: Weekblock

Information	[Type= discrete] [Format=character] [Missing=*]
Statistics [NW/ W]	[Valid=37607 /-] [Invalid=0 /-]

ca_attmp1_fielddatmp: Conducting Contact Attempt - One

Information	[Type= discrete] [Format=numeric] [Range= 0-98] [Missing=*]
Statistics [NW/ W]	[Valid=37607 /-] [Invalid=0 /-]

Value	Label	Cases	Percentage
0	No, I have never had it	0	
1	Yes	37607	100.0%
2	No	0	
3	Yes, but not sure about the exact age	0	
93	Prefer not to answer	0	
95	Not had sex with this partner in the last 4 weeks	0	
98	Don't know	0	

Warning: these figures indicate the number of cases found in the data file. They cannot be interpreted as summary statistics of the population of interest.

ca_attmp1_fieldstaff: Staff Member

Information	[Type= discrete] [Format=character] [Missing=*]
Statistics [NW/ W]	[Valid=37607 /-] [Invalid=0 /-]

ca_attmp1_fielddatetime: Attempt Start Date and Time

Information	[Type= discrete] [Format=character] [Missing=*]
Statistics [NW/ W]	[Valid=37552 /-]

ca_attmp1_field_contact: Was the participant contacted?

Information	[Type= discrete] [Format=numeric] [Range= 0-98] [Missing=*]
Statistics [NW/ W]	[Valid=37607 /-] [Invalid=0 /-]

File : AHRI.PIP.DREAMS_Componant.ContactAttempts.2019.v1

ca_attmp1_field_contact: Was the participant contacted?

Value	Label	Cases	Percentage
0	No, I have never had it	0	
1	Yes	17012	45.2%
2	No	20595	54.8%
3	Yes, but not sure about the exact age	0	
93	Prefer not to answer	0	
95	Not had sex with this partner in the last 4 weeks	0	
98	Don't know	0	

Warning: these figures indicate the number of cases found in the data file. They cannot be interpreted as summary statistics of the population of interest.

ca_attmp1_field_willing: Is participant going to be surveyed today?

Information	[Type= discrete] [Format=numeric] [Range= 0-98] [Missing=*]
Statistics [NW/ W]	[Valid=17013 /-] [Invalid=20594 /-]

Value	Label	Cases	Percentage
0	No, I have never had it	0	
1	Yes	14472	85.1%
2	No	2541	14.9%
3	Yes, but not sure about the exact age	0	
93	Prefer not to answer	0	
95	Not had sex with this partner in the last 4 weeks	0	
98	Don't know	0	
Sysmiss		20594	

Warning: these figures indicate the number of cases found in the data file. They cannot be interpreted as summary statistics of the population of interest.

ca_attmp1_field_refused: Was participation refused?

Information	[Type= discrete] [Format=numeric] [Range= 0-98] [Missing=*]
Statistics [NW/ W]	[Valid=2541 /-] [Invalid=35066 /-]

Value	Label	Cases	Percentage
0	No, I have never had it	0	
1	Yes	2492	98.1%
2	No	49	1.9%
3	Yes, but not sure about the exact age	0	
93	Prefer not to answer	0	
95	Not had sex with this partner in the last 4 weeks	0	
98	Don't know	0	
Sysmiss		35066	

Warning: these figures indicate the number of cases found in the data file. They cannot be interpreted as summary statistics of the population of interest.

ca_attmp1_field_revisit: When are you going to make a revisit?

Information	[Type= discrete] [Format=character] [Missing=*]
Statistics [NW/ W]	[Valid=50 /-]

ca_attmp1_fieldcomm: Comments for Contact attempt - One



Information	[Type= discrete] [Format=character] [Missing=*]
Statistics [NW/ W]	[Valid=30858 /-]

File : AHRI.PIP.DREAMS_Componant.ContactAttempts.2019.v1

ca_attmp2_fieldattmp: Conducting Contact Attempt - Two

Information [Type= discrete] [Format=numeric] [Range= 0-98] [Missing=*]

Statistics [NW/ W] [Valid=20651 /-] [Invalid=16956 /-]

Value	Label	Cases	Percentage
0	No, I have never had it	0	
1	Yes	2160	 10.5%
2	No	18491	 89.5%
3	Yes, but not sure about the exact age	0	
93	Prefer not to answer	0	
95	Not had sex with this partner in the last 4 weeks	0	
98	Don't know	0	
Sysmiss		16956	

Warning: these figures indicate the number of cases found in the data file. They cannot be interpreted as summary statistics of the population of interest.

ca_attmp2_fieldstaff: Staff Member

Information [Type= discrete] [Format=character] [Missing=*]

Statistics [NW/ W] [Valid=2160 /-] [Invalid=0 /-]

ca_attmp2_fielddatetime: Attempt Start Date and Time



Information [Type= discrete] [Format=character] [Missing=*]

Statistics [NW/ W] [Valid=2157 /-]

ca_attmp2_field_contact: Was the participant contacted?

Information [Type= discrete] [Format=numeric] [Range= 0-98] [Missing=*]

Statistics [NW/ W] [Valid=2158 /-] [Invalid=35449 /-]



Value	Label	Cases	Percentage
0	No, I have never had it	0	
1	Yes	436	 20.2%
2	No	1722	 79.8%
3	Yes, but not sure about the exact age	0	
93	Prefer not to answer	0	
95	Not had sex with this partner in the last 4 weeks	0	
98	Don't know	0	
Sysmiss		35449	

Warning: these figures indicate the number of cases found in the data file. They cannot be interpreted as summary statistics of the population of interest.

ca_attmp2_field_willing: Is participant going to be surveyed today?

Information [Type= discrete] [Format=numeric] [Range= 0-98] [Missing=*]

Statistics [NW/ W] [Valid=436 /-] [Invalid=37171 /-]

Value	Label	Cases	Percentage
0	No, I have never had it	0	
1	Yes	334	 76.6%
2	No	102	 23.4%
3	Yes, but not sure about the exact age	0	
93	Prefer not to answer	0	
95	Not had sex with this partner in the last 4 weeks	0	

File : AHRI.PIP.DREAMS_Componant.ContactAttempts.2019.v1

ca_attmp2_field_willing: Is participant going to be surveyed today?

Value	Label	Cases	Percentage
98	Don't know	0	
Sysmiss		37171	

Warning: these figures indicate the number of cases found in the data file. They cannot be interpreted as summary statistics of the population of interest.

ca_attmp2_field_refused: Was participation refused?

Information	[Type= discrete] [Format=numeric] [Range= 0-98] [Missing=*]
Statistics [NW/ W]	[Valid=102 /-] [Invalid=37505 /-]

Value	Label	Cases	Percentage
0	No, I have never had it	0	
1	Yes	99	97.1%
2	No	3	2.9%
3	Yes, but not sure about the exact age	0	
93	Prefer not to answer	0	
95	Not had sex with this partner in the last 4 weeks	0	
98	Don't know	0	
Sysmiss		37505	

Warning: these figures indicate the number of cases found in the data file. They cannot be interpreted as summary statistics of the population of interest.

ca_attmp2_field_revisit: When are you going to make a revisit?

Information	[Type= discrete] [Format=character] [Missing=*]
Statistics [NW/ W]	[Valid=3 /-]

ca_attmp2_fieldcomm: Comments for Contact attempt - Two

Information	[Type= discrete] [Format=character] [Missing=*]
Statistics [NW/ W]	[Valid=1916 /-]

ca_attmp3_fieldatmp: Conducting Contact Attempt - Three

Information	[Type= discrete] [Format=numeric] [Range= 0-98] [Missing=*]
Statistics [NW/ W]	[Valid=1725 /-] [Invalid=35882 /-]

Value	Label	Cases	Percentage
0	No, I have never had it	0	
1	Yes	891	51.7%
2	No	834	48.3%
3	Yes, but not sure about the exact age	0	
93	Prefer not to answer	0	
95	Not had sex with this partner in the last 4 weeks	0	
98	Don't know	0	
Sysmiss		35882	

Warning: these figures indicate the number of cases found in the data file. They cannot be interpreted as summary statistics of the population of interest.

ca_attmp3_fieldstaff: Staff Member

Information	[Type= discrete] [Format=character] [Missing=*]
Statistics [NW/ W]	[Valid=892 /-] [Invalid=0 /-]

ca_attmp3_fielddatetime: Attempt Start Date and Time

Information	[Type= discrete] [Format=character] [Missing=*]
-------------	---

File : AHRI.PIP.DREAMS_Componant.ContactAttempts.2019.v1



ca_attmp3_fielddatetime: Attempt Start Date and Time

Statistics [NW/ W] [Valid=889 /-]

ca_attmp3_field_contact: Was the participant contacted?

Information [Type= discrete] [Format=numeric] [Range= 0-98] [Missing=*]

Statistics [NW/ W] [Valid=888 /-] [Invalid=36719 /-]



Value	Label	Cases	Percentage
0	No, I have never had it	0	
1	Yes	121	 13.6%
2	No	767	 86.4%
3	Yes, but not sure about the exact age	0	
93	Prefer not to answer	0	
95	Not had sex with this partner in the last 4 weeks	0	
98	Don't know	0	
Sysmiss		36719	

Warning: these figures indicate the number of cases found in the data file. They cannot be interpreted as summary statistics of the population of interest.

ca_attmp3_field_willing: Is participant going to be surveyed today?

Information [Type= discrete] [Format=numeric] [Range= 0-98] [Missing=*]

Statistics [NW/ W] [Valid=121 /-] [Invalid=37486 /-]



Value	Label	Cases	Percentage
0	No, I have never had it	0	
1	Yes	88	 72.7%
2	No	33	 27.3%
3	Yes, but not sure about the exact age	0	
93	Prefer not to answer	0	
95	Not had sex with this partner in the last 4 weeks	0	
98	Don't know	0	
Sysmiss		37486	

Warning: these figures indicate the number of cases found in the data file. They cannot be interpreted as summary statistics of the population of interest.

ca_attmp3_field_refused: Was participation refused?

Information [Type= discrete] [Format=numeric] [Range= 0-98] [Missing=*]

Statistics [NW/ W] [Valid=33 /-] [Invalid=37574 /-]

Value	Label	Cases	Percentage
0	No, I have never had it	0	
1	Yes	32	 97.0%
2	No	1	 3.0%
3	Yes, but not sure about the exact age	0	
93	Prefer not to answer	0	
95	Not had sex with this partner in the last 4 weeks	0	
98	Don't know	0	
Sysmiss		37574	

Warning: these figures indicate the number of cases found in the data file. They cannot be interpreted as summary statistics of the population of interest.

ca_attmp3_fieldcomm: Comments for Contact attempt - Three

Information [Type= discrete] [Format=character] [Missing=*]

File : AHRI.PIP.DREAMS_Componant.ContactAttempts.2019.v1

ca_attmp3_fieldcomm: Comments for Contact attempt - Three

Statistics [NW/ W] [Valid=824 -/]

ca_attmp1_trackatmp: Conducting Contact Attempt - One

Information [Type= discrete] [Format=numeric] [Range= 0-98] [Missing=*]

Statistics [NW/ W] [Valid=14745 -/] [Invalid=22862 -/]

Value	Label	Cases	Percentage
0	No, I have never had it	0	
1	Yes	14744	100.0%
2	No	1	0.0%
3	Yes, but not sure about the exact age	0	
93	Prefer not to answer	0	
95	Not had sex with this partner in the last 4 weeks	0	
98	Don't know	0	
Sysmiss		22862	

Warning: these figures indicate the number of cases found in the data file. They cannot be interpreted as summary statistics of the population of interest.

ca_attmp1_trackstaff: Staff Member

Information [Type= discrete] [Format=character] [Missing=*]

Statistics [NW/ W] [Valid=14813 -/] [Invalid=0 -/]

ca_attmp1_trackdatetime: Attempt Start Date and Time

Information [Type= discrete] [Format=character] [Missing=*]

Statistics [NW/ W] [Valid=14811 -/]

ca_attmp1_track_contact: Was the participant contacted?

Information [Type= discrete] [Format=numeric] [Range= 0-98] [Missing=*]

Statistics [NW/ W] [Valid=14814 -/] [Invalid=22793 -/]

Value	Label	Cases	Percentage
0	No, I have never had it	0	
1	Yes	5746	38.8%
2	No	9068	61.2%
3	Yes, but not sure about the exact age	0	
93	Prefer not to answer	0	
95	Not had sex with this partner in the last 4 weeks	0	
98	Don't know	0	
Sysmiss		22793	

Warning: these figures indicate the number of cases found in the data file. They cannot be interpreted as summary statistics of the population of interest.

ca_attmp1_track_willing: Is participant going to be surveyed today?

Information [Type= discrete] [Format=numeric] [Range= 0-98] [Missing=*]

Statistics [NW/ W] [Valid=5747 -/] [Invalid=31860 -/]

Value	Label	Cases	Percentage
0	No, I have never had it	0	
1	Yes	5028	87.5%
2	No	719	12.5%
3	Yes, but not sure about the exact age	0	

File : AHRI.PIP.DREAMS_Componant.ContactAttempts.2019.v1

ca_attmp1_track_willing: Is participant going to be surveyed today?

Value	Label	Cases	Percentage
93	Prefer not to answer	0	
95	Not had sex with this partner in the last 4 weeks	0	
98	Don't know	0	
Sysmiss		31860	

Warning: these figures indicate the number of cases found in the data file. They cannot be interpreted as summary statistics of the population of interest.

ca_attmp1_track_refused: Was participation refused?

Information	[Type= discrete] [Format=numeric] [Range= 0-98] [Missing=*]
Statistics [NW/ W]	[Valid=719 /-] [Invalid=36888 /-]

Value	Label	Cases	Percentage
0	No, I have never had it	0	
1	Yes	718	99.9%
2	No	1	0.1%
3	Yes, but not sure about the exact age	0	
93	Prefer not to answer	0	
95	Not had sex with this partner in the last 4 weeks	0	
98	Don't know	0	
Sysmiss		36888	

Warning: these figures indicate the number of cases found in the data file. They cannot be interpreted as summary statistics of the population of interest.

ca_attmp1_track_revisit: When are you going to make a revisit?

Information	[Type= discrete] [Format=character] [Missing=*]
Statistics [NW/ W]	[Valid=2 /-]

ca_attmp1_trackcomm: Comments for Contact attempt - One

Information	[Type= discrete] [Format=character] [Missing=*]
Statistics [NW/ W]	[Valid=14090 /-]

ca_attmp2_trackattmp: Conducting Contact Attempt - Two

Information	[Type= discrete] [Format=numeric] [Range= 0-98] [Missing=*]
Statistics [NW/ W]	[Valid=9074 /-] [Invalid=28533 /-]

Value	Label	Cases	Percentage
0	No, I have never had it	0	
1	Yes	76	0.8%
2	No	8998	99.2%
3	Yes, but not sure about the exact age	0	
93	Prefer not to answer	0	
95	Not had sex with this partner in the last 4 weeks	0	
98	Don't know	0	
Sysmiss		28533	

Warning: these figures indicate the number of cases found in the data file. They cannot be interpreted as summary statistics of the population of interest.

ca_attmp2_trackstaff: Staff Member

Information	[Type= discrete] [Format=character] [Missing=*]
Statistics [NW/ W]	[Valid=77 /-] [Invalid=0 /-]

File : AHRI.PIP.DREAMS_Componant.ContactAttempts.2019.v1

ca_attmp2_trackdatetime: Attempt Start Date and Time

Information [Type= discrete] [Format=character] [Missing=*]

Statistics [NW/ W] [Valid=77 /-]

ca_attmp2_track_contact: Was the participant contacted?

Information [Type= discrete] [Format=numeric] [Range= 0-98] [Missing=*]

Statistics [NW/ W] [Valid=77 /-] [Invalid=37530 /-]

Value	Label	Cases	Percentage
0	No, I have never had it	0	
1	Yes	16	20.8%
2	No	61	79.2%
3	Yes, but not sure about the exact age	0	
93	Prefer not to answer	0	
95	Not had sex with this partner in the last 4 weeks	0	
98	Don't know	0	
Sysmiss		37530	

Warning: these figures indicate the number of cases found in the data file. They cannot be interpreted as summary statistics of the population of interest.

ca_attmp2_track_willing: Is participant going to be surveyed today?

Information [Type= discrete] [Format=numeric] [Range= 0-98] [Missing=*]

Statistics [NW/ W] [Valid=16 /-] [Invalid=37591 /-]

Value	Label	Cases	Percentage
0	No, I have never had it	0	
1	Yes	15	93.8%
2	No	1	6.2%
3	Yes, but not sure about the exact age	0	
93	Prefer not to answer	0	
95	Not had sex with this partner in the last 4 weeks	0	
98	Don't know	0	
Sysmiss		37591	

Warning: these figures indicate the number of cases found in the data file. They cannot be interpreted as summary statistics of the population of interest.

ca_attmp2_track_refused: Was participation refused?

Information [Type= discrete] [Format=numeric] [Range= 0-98] [Missing=*]

Statistics [NW/ W] [Valid=1 /-] [Invalid=37606 /-]

Value	Label	Cases	Percentage
0	No, I have never had it	0	
1	Yes	1	100.0%
2	No	0	
3	Yes, but not sure about the exact age	0	
93	Prefer not to answer	0	
95	Not had sex with this partner in the last 4 weeks	0	
98	Don't know	0	
Sysmiss		37606	

Warning: these figures indicate the number of cases found in the data file. They cannot be interpreted as summary statistics of the population of interest.

File : AHRI.PIP.DREAMS_Componant.ContactAttempts.2019.v1

ca_attmp2_track_revisit: When are you going to make a revisit?

Information	[Type= discrete] [Format=character] [Missing=*]
Statistics [NW/ W]	[Valid=0 /-]

ca_attmp2_trackcomm: Comments for Contact attempt - Two

Information	[Type= discrete] [Format=character] [Missing=*]
Statistics [NW/ W]	[Valid=77 /-]

ca_attmp3_trackattmp: Conducting Contact Attempt - Three

Information	[Type= discrete] [Format=numeric] [Range= 0-98] [Missing=*]
Statistics [NW/ W]	[Valid=62 /-] [Invalid=37545 /-]

Value	Label	Cases	Percentage
0	No, I have never had it	0	
1	Yes	9	14.5%
2	No	53	85.5%
3	Yes, but not sure about the exact age	0	
93	Prefer not to answer	0	
95	Not had sex with this partner in the last 4 weeks	0	
98	Don't know	0	
Sysmiss		37545	

Warning: these figures indicate the number of cases found in the data file. They cannot be interpreted as summary statistics of the population of interest.

ca_attmp3_trackstaff: Staff Member

Information	[Type= discrete] [Format=character] [Missing=*]
Statistics [NW/ W]	[Valid=9 /-] [Invalid=0 /-]

ca_attmp3_trackdatetime: Attempt Start Date and Time

Information	[Type= discrete] [Format=character] [Missing=*]
Statistics [NW/ W]	[Valid=9 /-]

ca_attmp3_track_contact: Was the participant contacted?

Information	[Type= discrete] [Format=numeric] [Range= 0-98] [Missing=*]
Statistics [NW/ W]	[Valid=9 /-] [Invalid=37598 /-]

Value	Label	Cases	Percentage
0	No, I have never had it	0	
1	Yes	3	33.3%
2	No	6	66.7%
3	Yes, but not sure about the exact age	0	
93	Prefer not to answer	0	
95	Not had sex with this partner in the last 4 weeks	0	
98	Don't know	0	
Sysmiss		37598	

Warning: these figures indicate the number of cases found in the data file. They cannot be interpreted as summary statistics of the population of interest.

ca_attmp3_track_willing: Is participant going to be surveyed today?

Information	[Type= discrete] [Format=numeric] [Range= 0-98] [Missing=*]
Statistics [NW/ W]	[Valid=3 /-] [Invalid=37604 /-]

File : AHRI.PIP.DREAMS_Componant.ContactAttempts.2019.v1

ca_attmp3_track_willing: Is participant going to be surveyed today?

Value	Label	Cases	Percentage
0	No, I have never had it	0	
1	Yes	3	100.0%
2	No	0	
3	Yes, but not sure about the exact age	0	
93	Prefer not to answer	0	
95	Not had sex with this partner in the last 4 weeks	0	
98	Don't know	0	
Sysmiss		37604	

Warning: these figures indicate the number of cases found in the data file. They cannot be interpreted as summary statistics of the population of interest.

# ca_attmp3_track_refused: Was participation refused?			
Information	[Type= discrete] [Format=numeric] [Range= 0-98] [Missing=*]		
Statistics [NW/ W]	[Valid=0 /-] [Invalid=37607 /-]		
Value	Label	Cases	Percentage
0	No, I have never had it	0	
1	Yes	0	
2	No	0	
3	Yes, but not sure about the exact age	0	
93	Prefer not to answer	0	
95	Not had sex with this partner in the last 4 weeks	0	
98	Don't know	0	
Sysmiss		37607	
Warning: these figures indicate the number of cases found in the data file. They cannot be interpreted as summary statistics of the population of interest.			
# ca_attmp3_trackcomm: Comments for Contact attempt - Three			
Information	[Type= discrete] [Format=character] [Missing=*]		
Statistics [NW/ W]	[Valid=9 /-]		
# ca_refused: Participation Refused?			
Information	[Type= discrete] [Format=numeric] [Range= 0-98] [Missing=*]		
Statistics [NW/ W]	[Valid=37607 /-] [Invalid=0 /-]		
Value	Label	Cases	Percentage
0	No, I have never had it	0	
1	Yes	3342	<div><div></div></div> 8.9%
2	No	34265	<div><div></div></div> 91.1%
3	Yes, but not sure about the exact age	0	
93	Prefer not to answer	0	
95	Not had sex with this partner in the last 4 weeks	0	
98	Don't know	0	
Warning: these figures indicate the number of cases found in the data file. They cannot be interpreted as summary statistics of the population of interest.			
# ca_refused_by: Who refuse participation?			
Information	[Type= discrete] [Format=numeric] [Range= 1-96] [Missing=*]		
Statistics [NW/ W]	[Valid=3342 /-] [Invalid=34265 /-]		
Value	Label	Cases	Percentage
1	Self	3037	<div><div></div></div> 90.9%
2	Partner	54	<div><div></div></div> 1.6%
3	HH Head	91	<div><div></div></div> 2.7%
4	BS Owner	90	<div><div></div></div> 2.7%
96	Other, specify	70	<div><div></div></div> 2.1%
Sysmiss		34265	
Warning: these figures indicate the number of cases found in the data file. They cannot be interpreted as summary statistics of the population of interest.			
# ca_refused_byoth: Specify other person who refused participation:			
Information	[Type= discrete] [Format=character] [Missing=*]		
Statistics [NW/ W]	[Valid=70 /-]		
# ca_refused_narrative: Fieldworker: Please provide refusal narrative			
Information	[Type= discrete] [Format=character] [Missing=*]		

# ca_refused_narrative: Fieldworker: Please provide refusal narrative			
Statistics [NW/ W]		[Valid=3343 /-]	
# ca_refused_approval: FOR COORDINATOR TO COMPLETE: Was this reason for refusal approved?"			
Information		[Type= discrete] [Format=character] [Missing=*]	
Statistics [NW/ W]		[Valid=0 /-] [Invalid=0 /-]	
# ca_refused_req_den: Please specify the Reason why request was denied			
Information		[Type= discrete] [Format=character] [Missing=*]	
Statistics [NW/ W]		[Valid=0 /-] [Invalid=0 /-]	
# ca_premature_comp: Was this a Pre-mature completion?			
Information		[Type= discrete] [Format=numeric] [Range= 0-98] [Missing=*]	
Statistics [NW/ W]		[Valid=14413 /-] [Invalid=23194 /-]	
Value	Label	Cases	Percentage
0	No, I have never had it	0	
1	Yes	4380	<div></div> 30.4%
2	No	10033	<div></div> 69.6%
3	Yes, but not sure about the exact age	0	
93	Prefer not to answer	0	
95	Not had sex with this partner in the last 4 weeks	0	
98	Don't know	0	
Sysmiss		23194	
Warning: these figures indicate the number of cases found in the data file. They cannot be interpreted as summary statistics of the population of interest.			
# ca_premature_reas: Select reason for pre-mature completion			
Information		[Type= discrete] [Format=numeric] [Range= 1-96] [Missing=*]	
Statistics [NW/ W]		[Valid=4380 /-] [Invalid=33227 /-]	
Value	Label	Cases	Percentage
1	Reported dead?	413	<div></div> 9.4%
2	Outmigrated outside PIPSA	3721	<div></div> 85.0%
96	Other, specify	246	<div></div> 5.6%
Sysmiss		33227	
Warning: these figures indicate the number of cases found in the data file. They cannot be interpreted as summary statistics of the population of interest.			
# ca_premature_reasoth: Specify other reason for pre-mature completion:			
Information		[Type= discrete] [Format=character] [Missing=*]	
Statistics [NW/ W]		[Valid=248 /-]	
# ca_field_handover_request: Fieldworker: Request handover of Non-Contact to Field Coordinator?			
Information		[Type= discrete] [Format=numeric] [Range= 0-98] [Missing=*]	
Statistics [NW/ W]		[Valid=20102 /-] [Invalid=17505 /-]	
Value	Label	Cases	Percentage
0	No, I have never had it	0	
1	Yes	15702	<div></div> 78.1%
2	No	4400	<div></div> 21.9%
3	Yes, but not sure about the exact age	0	
93	Prefer not to answer	0	
95	Not had sex with this partner in the last 4 weeks	0	

# ca_field_handover_request: Fieldworker: Request handover of Non-Contact to Field Coordinator?			
Value	Label	Cases	Percentage
98	Don't know	0	
Sysmiss		17505	
Warning: these figures indicate the number of cases found in the data file. They cannot be interpreted as summary statistics of the population of interest.			
# ca_field_noncontact_reas: Select reason for non-contact in field			
Information	[Type= discrete] [Format=numeric] [Range= 4-96] [Missing=*]		
Statistics [NW/ W]	[Valid=15692 /-] [Invalid=21915 /-]		
Value	Label	Cases	Percentage
4	Not found after 4 attempts	754	<div><div></div></div> 4.8%
7	Temporarily away for more than 2 months	840	<div><div></div></div> 5.4%
8	Stay in currently Avoided BS/HH	19	<div><div></div></div> 0.1%
9	Outmigrated to unknown destination	930	<div><div></div></div> 5.9%
10	Participant is deaf, unable to communicate	34	<div><div></div></div> 0.2%
96	Other, specify	13115	<div><div></div></div> 83.6%
Sysmiss		21915	
Warning: these figures indicate the number of cases found in the data file. They cannot be interpreted as summary statistics of the population of interest.			
# ca_field_use_sign_language: Fieldworker: Can the potential participant use South African Sign Language?			
Information	[Type= discrete] [Format=numeric] [Range= 1-98] [Missing=*]		
Statistics [NW/ W]	[Valid=32 /-] [Invalid=37575 /-]		
Value	Label	Cases	Percentage
1	Fluently	1	<div><div></div></div> 3.1%
2	Not at all	28	<div><div></div></div> 87.5%
3	Moderately or little	3	<div><div></div></div> 9.4%
98	Don't know	0	
Sysmiss		37575	
Warning: these figures indicate the number of cases found in the data file. They cannot be interpreted as summary statistics of the population of interest.			
# ca_field_deaf_conf_reader: Fieldworker: Is the potential participant a confident reader (ie could use a sel			
Information	[Type= discrete] [Format=numeric] [Range= 1-98] [Missing=*]		
Statistics [NW/ W]	[Valid=32 /-] [Invalid=37575 /-]		
Value	Label	Cases	Percentage
1	Fluent reader	1	<div><div></div></div> 3.1%
2	Not at all	27	<div><div></div></div> 84.4%
3	Possibly	2	<div><div></div></div> 6.2%
98	Don't know	2	<div><div></div></div> 6.2%
Sysmiss		37575	
Warning: these figures indicate the number of cases found in the data file. They cannot be interpreted as summary statistics of the population of interest.			
# ca_field_noncontct_reasoht: Specify other reason for non-contact from field:			
Information	[Type= discrete] [Format=character] [Missing=*]		
Statistics [NW/ W]	[Valid=13252 /-]		
# ca_field_migrate_to: Provide details of directions including izigodi, local area, destination BSID an			
Information	[Type= discrete] [Format=character] [Missing=*]		
Statistics [NW/ W]	[Valid=941 /-]		

# ca_field_transnotes: Fieldworker: Please provide narrative			
Information	[Type= discrete] [Format=character] [Missing=*]		
Statistics [NW/ W]	[Valid=14730 /-]		
# ca_field_time_to_revisit_1: Fieldworker: Select best time to revisit - Afternoon			
Information	[Type= discrete] [Format=numeric] [Range= 1-96] [Missing=*]		
Statistics [NW/ W]	[Valid=2439 /-] [Invalid=35168 /-]		
Value	Label	Cases	Percentage
1	Afternoon	2439	<div><div></div></div> 100.0%
2	Afternoon and/or Sunday	0	
3	Any day and at Anytime	0	
4	After 02 weeks	0	
5	Month-end	0	
6	Week-end	0	
7	Sunday	0	
8	Mtubatuba	0	
9	At Work	0	
96	Other; Specify	0	
Sysmiss		35168	
Warning: these figures indicate the number of cases found in the data file. They cannot be interpreted as summary statistics of the population of interest.			
# ca_field_time_to_revisit_2: Fieldworker: Select best time to revisit - Afternoon and/or Sunday			
Information	[Type= discrete] [Format=numeric] [Range= 1-96] [Missing=*]		
Statistics [NW/ W]	[Valid=2534 /-] [Invalid=35073 /-]		
Value	Label	Cases	Percentage
1	Afternoon	0	
2	Afternoon and/or Sunday	2534	<div><div></div></div> 100.0%
3	Any day and at Anytime	0	
4	After 02 weeks	0	
5	Month-end	0	
6	Week-end	0	
7	Sunday	0	
8	Mtubatuba	0	
9	At Work	0	
96	Other; Specify	0	
Sysmiss		35073	
Warning: these figures indicate the number of cases found in the data file. They cannot be interpreted as summary statistics of the population of interest.			
# ca_field_time_to_revisit_3: Fieldworker: Select best time to revisit - Any day and at Anytime			
Information	[Type= discrete] [Format=numeric] [Range= 1-96] [Missing=*]		
Statistics [NW/ W]	[Valid=2616 /-] [Invalid=34991 /-]		
Value	Label	Cases	Percentage
1	Afternoon	0	
2	Afternoon and/or Sunday	0	
3	Any day and at Anytime	2616	<div><div></div></div> 100.0%
4	After 02 weeks	0	
5	Month-end	0	
6	Week-end	0	

# ca_field_time_to_revisit_3: Fieldworker: Select best time to revisit - Any day and at Anytime			
Value	Label	Cases	Percentage
7	Sunday	0	
8	Mtubatuba	0	
9	At Work	0	
96	Other; Specify	0	
Sysmiss		34991	
Warning: these figures indicate the number of cases found in the data file. They cannot be interpreted as summary statistics of the population of interest.			
# ca_field_time_to_revisit_4: Fieldworker: Select best time to revisit - After 02 weeks			
Information	[Type= discrete] [Format=numeric] [Range= 1-96] [Missing=*]		
Statistics [NW/ W]	[Valid=791 /-] [Invalid=36816 /-]		
Value	Label	Cases	Percentage
1	Afternoon	0	
2	Afternoon and/or Sunday	0	
3	Any day and at Anytime	0	
4	After 02 weeks	791	100.0%
5	Month-end	0	
6	Week-end	0	
7	Sunday	0	
8	Mtubatuba	0	
9	At Work	0	
96	Other; Specify	0	
Sysmiss		36816	
Warning: these figures indicate the number of cases found in the data file. They cannot be interpreted as summary statistics of the population of interest.			
# ca_field_time_to_revisit_5: Fieldworker: Select best time to revisit - Month-end			
Information	[Type= discrete] [Format=numeric] [Range= 1-96] [Missing=*]		
Statistics [NW/ W]	[Valid=306 /-] [Invalid=37301 /-]		
Value	Label	Cases	Percentage
1	Afternoon	0	
2	Afternoon and/or Sunday	0	
3	Any day and at Anytime	0	
4	After 02 weeks	0	
5	Month-end	306	100.0%
6	Week-end	0	
7	Sunday	0	
8	Mtubatuba	0	
9	At Work	0	
96	Other; Specify	0	
Sysmiss		37301	
Warning: these figures indicate the number of cases found in the data file. They cannot be interpreted as summary statistics of the population of interest.			
# ca_field_time_to_revisit_6: Fieldworker: Select best time to revisit - Week-end			
Information	[Type= discrete] [Format=numeric] [Range= 1-96] [Missing=*]		
Statistics [NW/ W]	[Valid=766 /-] [Invalid=36841 /-]		
Value	Label	Cases	Percentage
1	Afternoon	0	

ca_field_time_to_revisit_6: Fieldworker: Select best time to revisit - Week-end

Value	Label	Cases	Percentage
2	Afternoon and/or Sunday	0	
3	Any day and at Anytime	0	
4	After 02 weeks	0	
5	Month-end	0	
6	Week-end	766	100.0%
7	Sunday	0	
8	Mtubatuba	0	
9	At Work	0	
96	Other; Specify	0	
Sysmiss		36841	

Warning: these figures indicate the number of cases found in the data file. They cannot be interpreted as summary statistics of the population of interest.

ca_field_time_to_revisit_7: Fieldworker: Select best time to revisit - Sunday

Information	[Type= discrete] [Format=numeric] [Range= 1-96] [Missing=*]
Statistics [NW/ W]	[Valid=6226 /-] [Invalid=31381 /-]

Value	Label	Cases	Percentage
1	Afternoon	0	
2	Afternoon and/or Sunday	0	
3	Any day and at Anytime	0	
4	After 02 weeks	0	
5	Month-end	0	
6	Week-end	0	
7	Sunday	6226	100.0%
8	Mtubatuba	0	
9	At Work	0	
96	Other; Specify	0	
Sysmiss		31381	

Warning: these figures indicate the number of cases found in the data file. They cannot be interpreted as summary statistics of the population of interest.

ca_field_time_to_revisit_8: Fieldworker: Select best time to revisit - Mtubatuba

Information	[Type= discrete] [Format=numeric] [Range= 1-96] [Missing=*]
Statistics [NW/ W]	[Valid=240 /-] [Invalid=37367 /-]

Value	Label	Cases	Percentage
1	Afternoon	0	
2	Afternoon and/or Sunday	0	
3	Any day and at Anytime	0	
4	After 02 weeks	0	
5	Month-end	0	
6	Week-end	0	
7	Sunday	0	
8	Mtubatuba	240	100.0%
9	At Work	0	
96	Other; Specify	0	
Sysmiss		37367	

Warning: these figures indicate the number of cases found in the data file. They cannot be interpreted as summary statistics of the population of interest.

# ca_field_time_to_revisit_9: Fieldworker: Select best time to revisit - At Work			
Information	[Type= discrete] [Format=numeric] [Range= 1-96] [Missing=*]		
Statistics [NW/ W]	[Valid=870 /-] [Invalid=36737 /-]		
Value	Label	Cases	Percentage
1	Afternoon	0	<div></div> 100.0%
2	Afternoon and/or Sunday	0	
3	Any day and at Anytime	0	
4	After 02 weeks	0	
5	Month-end	0	
6	Week-end	0	
7	Sunday	0	
8	Mtubatuba	0	
9	At Work	870	
96	Other; Specify	0	
Sysmiss		36737	
Warning: these figures indicate the number of cases found in the data file. They cannot be interpreted as summary statistics of the population of interest.			
# ca_field_time_to_revisit_96: Fieldworker: Select best time to revisit - Other; Specify			
Information	[Type= discrete] [Format=numeric] [Range= 1-96] [Missing=*]		
Statistics [NW/ W]	[Valid=1875 /-] [Invalid=35732 /-]		
Value	Label	Cases	Percentage
1	Afternoon	0	<div></div> 100.0%
2	Afternoon and/or Sunday	0	
3	Any day and at Anytime	0	
4	After 02 weeks	0	
5	Month-end	0	
6	Week-end	0	
7	Sunday	0	
8	Mtubatuba	0	
9	At Work	0	
96	Other; Specify	1875	
Sysmiss		35732	
Warning: these figures indicate the number of cases found in the data file. They cannot be interpreted as summary statistics of the population of interest.			
# ca_field_timeto_revis_oth: Fieldworker: Specify other details on best time to revisit			
Information	[Type= discrete] [Format=character] [Missing=*]		
Statistics [NW/ W]	[Valid=581 /-]		
# ca_field_coordn_approv: FROM FIELD COORDINATOR's REVIEW: Was this request to transfer to the trackers ap			
Information	[Type= discrete] [Format=character] [Missing=*]		
Statistics [NW/ W]	[Valid=16 /-] [Invalid=0 /-]		
# ca_field_reject_reas: FOR FIELD COORDINATOR's TO COMPLETE: Why was this request was denied?			
Information	[Type= discrete] [Format=character] [Missing=*]		
Statistics [NW/ W]	[Valid=14 /-] [Invalid=0 /-]		
# ca_track_handover_request: Tracker: Request handover to Special Task Team Coordinator?			
Information	[Type= discrete] [Format=numeric] [Range= 0-98] [Missing=*]		

# ca_track_handover_request: Tracker: Request handover to Special Task Team Coordinator?			
Statistics [NW/ W]		[Valid=8876 /-] [Invalid=28731 /-]	
Value	Label	Cases	Percentage
0	No, I have never had it	0	
1	Yes	8859	<div><div></div></div> 99.8%
2	No	17	0.2%
3	Yes, but not sure about the exact age	0	
93	Prefer not to answer	0	
95	Not had sex with this partner in the last 4 weeks	0	
98	Don't know	0	
Sysmiss		28731	
Warning: these figures indicate the number of cases found in the data file. They cannot be interpreted as summary statistics of the population of interest.			
# ca_track_noncontact_reas: Select reason for non-contact by Tracker			
Information		[Type= discrete] [Format=numeric] [Range= 4-96] [Missing=*]	
Statistics [NW/ W]		[Valid=8795 /-] [Invalid=28812 /-]	
Value	Label	Cases	Percentage
4	Not found after 4 attempts	713	<div><div></div></div> 8.1%
7	Temporarily away for more than 2 months	433	<div><div></div></div> 4.9%
8	Stay in currently Avoided BS/HH	0	
9	Outmigrated to unknown destination	0	
10	Participant is deaf, unable to communicate	0	
96	Other, specify	7649	<div><div></div></div> 87.0%
Sysmiss		28812	
Warning: these figures indicate the number of cases found in the data file. They cannot be interpreted as summary statistics of the population of interest.			
# ca_track_use_sign_language: Tracker: Can the potential participant use South African Sign Language?			
Information		[Type= discrete] [Format=numeric] [Missing=*]	
Statistics [NW/ W]		[Valid=0 /-] [Invalid=37607 /-]	
# ca_track_deaf_conf_reader: Tracker: Is the potential participant a confident reader (ie could use a self-co			
Information		[Type= discrete] [Format=numeric] [Missing=*]	
Statistics [NW/ W]		[Valid=0 /-] [Invalid=37607 /-]	
# ca_track_noncontet_reasoth: Specify other reason for non-contact by Tracker:			
Information		[Type= discrete] [Format=character] [Missing=*]	
Statistics [NW/ W]		[Valid=7653 /-]	
# ca_track_transnotes: Tracker: Please provide narrative			
Information		[Type= discrete] [Format=character] [Missing=*]	
Statistics [NW/ W]		[Valid=8866 /-]	
# ca_spt_coord_req: FOR SPECIAL TASK TEAM COORDINATOR TO COMPLETE: Was is the outcome of this reques			
Information		[Type= discrete] [Format=character] [Missing=*]	
Statistics [NW/ W]		[Valid=0 /-] [Invalid=0 /-]	
# ca_spt_coord_req_den: Please specify the Reason why request was denied			
Information		[Type= discrete] [Format=character] [Missing=*]	
Statistics [NW/ W]		[Valid=0 /-] [Invalid=0 /-]	

# ca_mobel_handover_request: Nurse: Request handover to Nursing Team Coordinator?			
Information	[Type= discrete] [Format=numeric] [Range= 0-98] [Missing=*]		
Statistics [NW/ W]	[Valid=1 -/] [Invalid=37606 -/]		
Value	Label	Cases	Percentage
0	No, I have never had it	0	<div><div></div></div> 100.0%
1	Yes	0	
2	No	1	
3	Yes, but not sure about the exact age	0	
93	Prefer not to answer	0	
95	Not had sex with this partner in the last 4 weeks	0	
98	Don't know	0	
Sysmiss		37606	
Warning: these figures indicate the number of cases found in the data file. They cannot be interpreted as summary statistics of the population of interest.			
# ca_mobel_noncontact_reas: Select reason for non-contact by Nurse			
Information	[Type= discrete] [Format=numeric] [Range= 4-96] [Missing=*]		
Statistics [NW/ W]	[Valid=0 -/] [Invalid=37607 -/]		
Value	Label	Cases	Percentage
4	Not found after 4 attempts	0	<div><div></div></div>
7	Temporarily away for more than 2 months	0	
8	Stay in currently Avoided BS/HH	0	
9	Outmigrated to unknown destination	0	
10	Participant is deaf, unable to communicate	0	
96	Other, specify	0	
Sysmiss		37607	
Warning: these figures indicate the number of cases found in the data file. They cannot be interpreted as summary statistics of the population of interest.			
# ca_mobel_noncontct_reasoth: Specify other reason for non-contact by Nurse:			
Information	[Type= discrete] [Format=character] [Missing=*]		
Statistics [NW/ W]	[Valid=0 -/] [Invalid=0 -/]		
# ca_mobel_transnotes: Nurse: Please provide narrative			
Information	[Type= discrete] [Format=character] [Missing=*]		
Statistics [NW/ W]	[Valid=0 -/] [Invalid=0 -/]		
# ca_mobel_coord_req: FROM NURSING TEAM COORDINATOR's REVIEW: Was this request to handover as a Non-Co			
Information	[Type= discrete] [Format=character] [Missing=*]		
Statistics [NW/ W]	[Valid=0 -/] [Invalid=0 -/]		
# ca_mobel_coord_req_den: FROM NURSING TEAM COORDINATOR's REVIEW: Why was this request was denied?			
Information	[Type= discrete] [Format=character] [Missing=*]		
Statistics [NW/ W]	[Valid=0 -/] [Invalid=0 -/]		
# ca_visitype: Visit Type			
Information	[Type= discrete] [Format=character] [Missing=*]		
Statistics [NW/ W]	[Valid=37607 -/] [Invalid=0 -/]		

# ca_visitdate: Visit Date	
Information	[Type= discrete] [Format=character] [Missing=*]
Statistics [NW/ W]	[Valid=37607 /-]

File : AHRI.PIP.DREAMS_Componant.ExposureToDREAMS.2019.v1

project_id: REDCap Project Identifier

Information	[Type= discrete] [Format=numeric] [Range= 419-419] [Missing=*]
Statistics [NW/ W]	[Valid=37607 /-] [Invalid=0 /-]

event_id: REDCap Event Identifier

Information	[Type= discrete] [Format=numeric] [Range= 1158-1158] [Missing=*]
Statistics [NW/ W]	[Valid=37607 /-] [Invalid=0 /-]

cohort: Cohort Description

Information	[Type= discrete] [Format=character] [Missing=*]
Statistics [NW/ W]	[Valid=37607 /-] [Invalid=0 /-]

round: Round Description

Information	[Type= discrete] [Format=character] [Missing=*]
Statistics [NW/ W]	[Valid=37607 /-] [Invalid=0 /-]

IIntId: Individual ID

Information	[Type= continuous] [Format=numeric] [Range= 17-241036] [Missing=*]
Statistics [NW/ W]	[Valid=37607 /-] [Invalid=0 /-] [Mean=81987.51 /-] [StdDev=55409.199 /-]

dm_aware_dreams: Have you heard of a program called 'DREAMS'?

Information	[Type= discrete] [Format=numeric] [Range= 0-98] [Missing=*]
Statistics [NW/ W]	[Valid=18568 /-] [Invalid=19039 /-]

Value	Label	Cases	Percentage
0	No, I have never had it	0	
1	Yes	1264	6.8%
2	No	16474	88.7%
3	Yes, but not sure about the exact age	0	
93	Prefer not to answer	750	4.0%
95	Not had sex with this partner in the last 4 weeks	0	
98	Don't know	80	0.4%
Sysmiss		19039	

Warning: these figures indicate the number of cases found in the data file. They cannot be interpreted as summary statistics of the population of interest.

dm_source_1: From where / how did you hear about DREAMS?

Information	[Type= discrete] [Format=numeric] [Range= 1-96] [Missing=*]
Statistics [NW/ W]	[Valid=95 /-] [Invalid=37512 /-]

Value	Label	Cases	Percentage
1	Mass media (TV, radio, newspaper)	95	100.0%
2	Social media (web, Facebook, phone apps, email)	0	
3	Word of mouth (a friend, relative, neighbour)	0	
4	School	0	
5	A health facility	0	
6	A community-based or non-governmental organisation	0	
7	A government agency	0	
8	Community health workers	0	
9	Africa Centre roadshow	0	

File : AHRI.PIP.DREAMS_Componant.ExposureToDREAMS.2019.v1

dm_source_1: From where / how did you hear about DREAMS?

Value	Label	Cases	Percentage
96	Other	0	
Sysmiss		37512	

Warning: these figures indicate the number of cases found in the data file. They cannot be interpreted as summary statistics of the population of interest.

dm_source_2: From where / how did you hear about DREAMS?

Information	[Type= discrete] [Format=numeric] [Range= 1-96] [Missing=*]
Statistics [NW/ W]	[Valid=55 /-] [Invalid=37552 /-]

Value	Label	Cases	Percentage
1	Mass media (TV, radio, newspaper)	0	
2	Social media (web, Facebook, phone apps, email)	55	100.0%
3	Word of mouth (a friend, relative, neighbour)	0	
4	School	0	
5	A health facility	0	
6	A community-based or non-governmental organisation	0	
7	A government agency	0	
8	Community health workers	0	
9	Africa Centre roadshow	0	
96	Other	0	
Sysmiss		37552	

Warning: these figures indicate the number of cases found in the data file. They cannot be interpreted as summary statistics of the population of interest.

dm_source_3: From where / how did you hear about DREAMS?

Information	[Type= discrete] [Format=numeric] [Range= 1-96] [Missing=*]
Statistics [NW/ W]	[Valid=103 /-] [Invalid=37504 /-]

Value	Label	Cases	Percentage
1	Mass media (TV, radio, newspaper)	0	
2	Social media (web, Facebook, phone apps, email)	0	
3	Word of mouth (a friend, relative, neighbour)	103	100.0%
4	School	0	
5	A health facility	0	
6	A community-based or non-governmental organisation	0	
7	A government agency	0	
8	Community health workers	0	
9	Africa Centre roadshow	0	
96	Other	0	
Sysmiss		37504	

Warning: these figures indicate the number of cases found in the data file. They cannot be interpreted as summary statistics of the population of interest.

dm_source_4: From where / how did you hear about DREAMS?

Information	[Type= discrete] [Format=numeric] [Range= 1-96] [Missing=*]
Statistics [NW/ W]	[Valid=214 /-] [Invalid=37393 /-]

Value	Label	Cases	Percentage
1	Mass media (TV, radio, newspaper)	0	
2	Social media (web, Facebook, phone apps, email)	0	

File : AHRI.PIP.DREAMS_Componant.ExposureToDREAMS.2019.v1

dm_source_4: From where / how did you hear about DREAMS?

Value	Label	Cases	Percentage
3	Word of mouth (a friend, relative, neighbour)	0	
4	School	214	100.0%
5	A health facility	0	
6	A community-based or non-governmental organisation	0	
7	A government agency	0	
8	Community health workers	0	
9	Africa Centre roadshow	0	
96	Other	0	
Sysmiss		37393	

Warning: these figures indicate the number of cases found in the data file. They cannot be interpreted as summary statistics of the population of interest.

dm_source_5: From where / how did you hear about DREAMS?

Information	[Type= discrete] [Format=numeric] [Range= 1-96] [Missing=*]
Statistics [NW/ W]	[Valid=299 /-] [Invalid=37308 /-]

Value	Label	Cases	Percentage
1	Mass media (TV, radio, newspaper)	0	
2	Social media (web, Facebook, phone apps, email)	0	
3	Word of mouth (a friend, relative, neighbour)	0	
4	School	0	
5	A health facility	299	100.0%
6	A community-based or non-governmental organisation	0	
7	A government agency	0	
8	Community health workers	0	
9	Africa Centre roadshow	0	
96	Other	0	
Sysmiss		37308	

Warning: these figures indicate the number of cases found in the data file. They cannot be interpreted as summary statistics of the population of interest.

dm_source_6: From where / how did you hear about DREAMS?

Information	[Type= discrete] [Format=numeric] [Range= 1-96] [Missing=*]
Statistics [NW/ W]	[Valid=28 /-] [Invalid=37579 /-]

Value	Label	Cases	Percentage
1	Mass media (TV, radio, newspaper)	0	
2	Social media (web, Facebook, phone apps, email)	0	
3	Word of mouth (a friend, relative, neighbour)	0	
4	School	0	
5	A health facility	0	
6	A community-based or non-governmental organisation	28	100.0%
7	A government agency	0	
8	Community health workers	0	
9	Africa Centre roadshow	0	
96	Other	0	
Sysmiss		37579	

Warning: these figures indicate the number of cases found in the data file. They cannot be interpreted as summary statistics of the population of interest.

File : AHRI.PIP.DREAMS_Componant.ExposureToDREAMS.2019.v1

dm_source_7: From where / how did you hear about DREAMS?

Information	[Type= discrete] [Format=numeric] [Range= 1-96] [Missing=*]
Statistics [NW/ W]	[Valid=4 /-] [Invalid=37603 /-]

Value	Label	Cases	Percentage
1	Mass media (TV, radio, newspaper)	0	
2	Social media (web, Facebook, phone apps, email)	0	
3	Word of mouth (a friend, relative, neighbour)	0	
4	School	0	
5	A health facility	0	
6	A community-based or non-governmental organisation	0	
7	A government agency	4	100.0%
8	Community health workers	0	
9	Africa Centre roadshow	0	
96	Other	0	
Sysmiss		37603	

Warning: these figures indicate the number of cases found in the data file. They cannot be interpreted as summary statistics of the population of interest.

dm_source_8: From where / how did you hear about DREAMS?

Information	[Type= discrete] [Format=numeric] [Range= 1-96] [Missing=*]
Statistics [NW/ W]	[Valid=26 /-] [Invalid=37581 /-]

Value	Label	Cases	Percentage
1	Mass media (TV, radio, newspaper)	0	
2	Social media (web, Facebook, phone apps, email)	0	
3	Word of mouth (a friend, relative, neighbour)	0	
4	School	0	
5	A health facility	0	
6	A community-based or non-governmental organisation	0	
7	A government agency	0	
8	Community health workers	26	100.0%
9	Africa Centre roadshow	0	
96	Other	0	
Sysmiss		37581	

Warning: these figures indicate the number of cases found in the data file. They cannot be interpreted as summary statistics of the population of interest.

dm_source_9: From where / how did you hear about DREAMS?

Information	[Type= discrete] [Format=numeric] [Range= 1-96] [Missing=*]
Statistics [NW/ W]	[Valid=427 /-] [Invalid=37180 /-]

Value	Label	Cases	Percentage
1	Mass media (TV, radio, newspaper)	0	
2	Social media (web, Facebook, phone apps, email)	0	
3	Word of mouth (a friend, relative, neighbour)	0	
4	School	0	
5	A health facility	0	
6	A community-based or non-governmental organisation	0	
7	A government agency	0	

File : AHRI.PIP.DREAMS_Componant.ExposureToDREAMS.2019.v1

dm_source_9: From where / how did you hear about DREAMS?

Value	Label	Cases	Percentage
8	Community health workers	0	
9	Africa Centre roadshow	427	100.0%
96	Other	0	
Sysmiss		37180	

Warning: these figures indicate the number of cases found in the data file. They cannot be interpreted as summary statistics of the population of interest.

dm_source_96: From where / how did you hear about DREAMS?

Information	[Type= discrete] [Format=numeric] [Range= 1-96] [Missing=*]
Statistics [NW/ W]	[Valid=5 /-] [Invalid=37602 /-]

Value	Label	Cases	Percentage
1	Mass media (TV, radio, newspaper)	0	
2	Social media (web, Facebook, phone apps, email)	0	
3	Word of mouth (a friend, relative, neighbour)	0	
4	School	0	
5	A health facility	0	
6	A community-based or non-governmental organisation	0	
7	A government agency	0	
8	Community health workers	0	
9	Africa Centre roadshow	0	
96	Other	5	100.0%
Sysmiss		37602	

Warning: these figures indicate the number of cases found in the data file. They cannot be interpreted as summary statistics of the population of interest.

dm_source_other: Other, please specify from where / how did you hear about DREAMS?

Information	[Type= discrete] [Format=character] [Missing=*]
Statistics [NW/ W]	[Valid=5 /-] [Invalid=0 /-]

dm_invited: Have you been invited to participate in any DREAMS activity or service?

Information	[Type= discrete] [Format=numeric] [Range= 0-98] [Missing=*]
Statistics [NW/ W]	[Valid=1246 /-] [Invalid=36361 /-]

Value	Label	Cases	Percentage
0	No, I have never had it	0	
1	Yes	275	22.1%
2	No	969	77.8%
3	Yes, but not sure about the exact age	0	
93	Prefer not to answer	0	
95	Not had sex with this partner in the last 4 weeks	0	
98	Don't know	2	0.2%
Sysmiss		36361	

Warning: these figures indicate the number of cases found in the data file. They cannot be interpreted as summary statistics of the population of interest.

dm_partic_gennorm_prog: Have you participated in the following service / program? Gender norms and Viole

Information	[Type= discrete] [Format=numeric] [Range= 0-98] [Missing=*]
Statistics [NW/ W]	[Valid=18560 /-] [Invalid=19047 /-]

File : AHRI.PIP.DREAMS_Componant.ExposureToDREAMS.2019.v1

dm_partic_gennorm_prog: Have you participated in the following service / program? Gender norms and Violence prevention

Value	Label	Cases	Percentage
0	No, I have never had it	0	
1	Yes	284	1.5%
2	No	17305	93.2%
3	Yes, but not sure about the exact age	0	
93	Prefer not to answer	971	5.2%
95	Not had sex with this partner in the last 4 weeks	0	
98	Don't know	0	
Sysmiss		19047	

Warning: these figures indicate the number of cases found in the data file. They cannot be interpreted as summary statistics of the population of interest.

dm_aware_gennorm_prog: If no, have you heard of it/are you aware of it? Gender norms and Violence prevention

Information	[Type= discrete] [Format=numeric] [Range= 0-98] [Missing=*]
Statistics [NW/ W]	[Valid=17291 /-] [Invalid=20316 /-]

Value	Label	Cases	Percentage
0	No, I have never had it	0	
1	Yes	712	4.1%
2	No	16552	95.7%
3	Yes, but not sure about the exact age	0	
93	Prefer not to answer	10	0.1%
95	Not had sex with this partner in the last 4 weeks	0	
98	Don't know	17	0.1%
Sysmiss		20316	

Warning: these figures indicate the number of cases found in the data file. They cannot be interpreted as summary statistics of the population of interest.

dm_org_gennorm_prog: If yes, who provided? Gender norms and Violence prevention related programs

Information	[Type= discrete] [Format=numeric] [Range= 1-98] [Missing=*]
Statistics [NW/ W]	[Valid=278 /-] [Invalid=37329 /-]

Value	Label	Cases	Percentage
1	Government Clinic	126	45.3%
2	NGO	140	50.4%
3	Private Doctor	1	0.4%
4	Pharmacy	0	
93	Prefer not to answer	0	
96	Other, specify	10	3.6%
98	Don't know	1	0.4%
Sysmiss		37329	

Warning: these figures indicate the number of cases found in the data file. They cannot be interpreted as summary statistics of the population of interest.

dm_org_gennorm_oth: Please specify details of the other organization. Gender norms and Violence prevention

Information	[Type= discrete] [Format=character] [Missing=*]
Statistics [NW/ W]	[Valid=10 /-] [Invalid=0 /-]

dm_partic_fintrain_prog: Have you participated in financial literacy training for girls/young women, e.g.

Information	[Type= discrete] [Format=numeric] [Range= 0-98] [Missing=*]
Statistics [NW/ W]	[Valid=18553 /-] [Invalid=19054 /-]

File : AHRI.PIP.DREAMS_Componant.ExposureToDREAMS.2019.v1

dm_partic_fintrain_prog: Have you participated in financial literacy training for girls/young women, e.g.

Value	Label	Cases	Percentage
0	No, I have never had it	0	
1	Yes	378	2.0%
2	No	17101	92.2%
3	Yes, but not sure about the exact age	0	
93	Prefer not to answer	1074	5.8%
95	Not had sex with this partner in the last 4 weeks	0	
98	Don't know	0	
Sysmiss		19054	

Warning: these figures indicate the number of cases found in the data file. They cannot be interpreted as summary statistics of the population of interest.

dm_aware_fintrain_prog: If no, have you heard of it/are you aware of it? Financial literacy training

Information	[Type= discrete] [Format=numeric] [Range= 0-98] [Missing=*]
Statistics [NW/ W]	[Valid=17077 /-] [Invalid=20530 /-]

Value	Label	Cases	Percentage
0	No, I have never had it	0	
1	Yes	1365	8.0%
2	No	15687	91.9%
3	Yes, but not sure about the exact age	0	
93	Prefer not to answer	5	0.0%
95	Not had sex with this partner in the last 4 weeks	0	
98	Don't know	20	0.1%
Sysmiss		20530	

Warning: these figures indicate the number of cases found in the data file. They cannot be interpreted as summary statistics of the population of interest.

dm_org_fintrain_prog: If yes, who provided? Financial literacy training

Information	[Type= discrete] [Format=numeric] [Range= 1-98] [Missing=*]
Statistics [NW/ W]	[Valid=373 /-] [Invalid=37234 /-]

Value	Label	Cases	Percentage
1	Government Clinic	113	30.3%
2	NGO	232	62.2%
3	Private Doctor	3	0.8%
4	Pharmacy	1	0.3%
93	Prefer not to answer	1	0.3%
96	Other, specify	16	4.3%
98	Don't know	7	1.9%
Sysmiss		37234	

Warning: these figures indicate the number of cases found in the data file. They cannot be interpreted as summary statistics of the population of interest.

dm_org_fintrain_oth: Please specify details of the other organization. Financial literacy training

Information	[Type= discrete] [Format=character] [Missing=*]
Statistics [NW/ W]	[Valid=16 /-] [Invalid=0 /-]

dm_partic_entrep_prog: Have you participated in the following service/program? Vocational skills traini

Information	[Type= discrete] [Format=numeric] [Range= 0-98] [Missing=*]
Statistics [NW/ W]	[Valid=18539 /-] [Invalid=19068 /-]

File : AHRI.PIP.DREAMS_Componant.ExposureToDREAMS.2019.v1

dm_partic_entrep_prog: Have you participated in the following service/program? Vocational skills traini

Value	Label	Cases	Percentage
0	No, I have never had it	0	
1	Yes	263	1.4%
2	No	17161	92.6%
3	Yes, but not sure about the exact age	0	
93	Prefer not to answer	1115	6.0%
95	Not had sex with this partner in the last 4 weeks	0	
98	Don't know	0	
Sysmiss		19068	

Warning: these figures indicate the number of cases found in the data file. They cannot be interpreted as summary statistics of the population of interest.

dm_aware_entrep_prog: If no, have you heard of it/are you aware of it? Vocational skills training, Bus

Information	[Type= discrete] [Format=numeric] [Range= 0-98] [Missing=*]
Statistics [NW/ W]	[Valid=17130 /-] [Invalid=20477 /-]

Value	Label	Cases	Percentage
0	No, I have never had it	0	
1	Yes	1823	10.6%
2	No	15273	89.2%
3	Yes, but not sure about the exact age	0	
93	Prefer not to answer	14	0.1%
95	Not had sex with this partner in the last 4 weeks	0	
98	Don't know	20	0.1%
Sysmiss		20477	

Warning: these figures indicate the number of cases found in the data file. They cannot be interpreted as summary statistics of the population of interest.

dm_org_entrep_prog: If yes, who provided? Vocational skills training, Business / entrepreneurial tra

Information	[Type= discrete] [Format=numeric] [Range= 1-98] [Missing=*]
Statistics [NW/ W]	[Valid=262 /-] [Invalid=37345 /-]

Value	Label	Cases	Percentage
1	Government Clinic	109	41.6%
2	NGO	137	52.3%
3	Private Doctor	1	0.4%
4	Pharmacy	1	0.4%
93	Prefer not to answer	4	1.5%
96	Other, specify	7	2.7%
98	Don't know	3	1.1%
Sysmiss		37345	

Warning: these figures indicate the number of cases found in the data file. They cannot be interpreted as summary statistics of the population of interest.

dm_org_entrep_oth: Please specify details of the other organization. Vocational skills training, Bu

Information	[Type= discrete] [Format=character] [Missing=*]
Statistics [NW/ W]	[Valid=7 /-] [Invalid=0 /-]

dm_partic_caregv_prog: Have you participated in the following service/program? Local program for caregi

Information	[Type= discrete] [Format=numeric] [Range= 0-98] [Missing=*]
Statistics [NW/ W]	[Valid=18532 /-] [Invalid=19075 /-]

File : AHRI.PIP.DREAMS_Componant.ExposureToDREAMS.2019.v1

dm_partic_caregv_prog: Have you participated in the following service/program? Local program for careg

Value	Label	Cases	Percentage
0	No, I have never had it	0	
1	Yes	273	1.5%
2	No	17051	92.0%
3	Yes, but not sure about the exact age	0	
93	Prefer not to answer	1208	6.5%
95	Not had sex with this partner in the last 4 weeks	0	
98	Don't know	0	
Sysmiss		19075	

Warning: these figures indicate the number of cases found in the data file. They cannot be interpreted as summary statistics of the population of interest.

dm_aware_caregv_prog: If no, have you heard of it/are you aware of it? Local program for caregiving

Information	[Type= discrete] [Format=numeric] [Range= 0-98] [Missing=*]
Statistics [NW/ W]	[Valid=17013 /-] [Invalid=20594 /-]

Value	Label	Cases	Percentage
0	No, I have never had it	0	
1	Yes	1249	7.3%
2	No	15740	92.5%
3	Yes, but not sure about the exact age	0	
93	Prefer not to answer	3	0.0%
95	Not had sex with this partner in the last 4 weeks	0	
98	Don't know	21	0.1%
Sysmiss		20594	

Warning: these figures indicate the number of cases found in the data file. They cannot be interpreted as summary statistics of the population of interest.

dm_org_caregv_prog: If yes, who provided? Local program for caregiving

Information	[Type= discrete] [Format=numeric] [Range= 1-98] [Missing=*]
Statistics [NW/ W]	[Valid=271 /-] [Invalid=37336 /-]

Value	Label	Cases	Percentage
1	Government Clinic	140	51.7%
2	NGO	113	41.7%
3	Private Doctor	5	1.8%
4	Pharmacy	1	0.4%
93	Prefer not to answer	4	1.5%
96	Other, specify	6	2.2%
98	Don't know	2	0.7%
Sysmiss		37336	

Warning: these figures indicate the number of cases found in the data file. They cannot be interpreted as summary statistics of the population of interest.

dm_org_caregv_oth: Please specify details of the other organization. Local program for caregiving

Information	[Type= discrete] [Format=character] [Missing=*]
Statistics [NW/ W]	[Valid=6 /-] [Invalid=0 /-]

dm_partic_facbase_prog: Have you participated in the following service/program? Facility based (PITC, VT

Information	[Type= discrete] [Format=numeric] [Range= 0-98] [Missing=*]
Statistics [NW/ W]	[Valid=18538 /-] [Invalid=19069 /-]

File : AHRI.PIP.DREAMS_Componant.ExposureToDREAMS.2019.v1

dm_partic_facbase_prog: Have you participated in the following service/program? Facility based (PITC, VT

Value	Label	Cases	Percentage
0	No, I have never had it	0	
1	Yes	6470	34.9%
2	No	10825	58.4%
3	Yes, but not sure about the exact age	0	
93	Prefer not to answer	1243	6.7%
95	Not had sex with this partner in the last 4 weeks	0	
98	Don't know	0	
Sysmiss		19069	

Warning: these figures indicate the number of cases found in the data file. They cannot be interpreted as summary statistics of the population of interest.

dm_aware_facbase_prog: If no, have you heard of it/are you aware of it? Facility based (PITC, VTC)

Information	[Type= discrete] [Format=numeric] [Range= 0-98] [Missing=*]
Statistics [NW/ W]	[Valid=10801 /-] [Invalid=26806 /-]

Value	Label	Cases	Percentage
0	No, I have never had it	0	
1	Yes	1125	10.4%
2	No	9654	89.4%
3	Yes, but not sure about the exact age	0	
93	Prefer not to answer	5	0.0%
95	Not had sex with this partner in the last 4 weeks	0	
98	Don't know	17	0.2%
Sysmiss		26806	

Warning: these figures indicate the number of cases found in the data file. They cannot be interpreted as summary statistics of the population of interest.

dm_org_facbase_prog: If yes, who provided? Facility based (PITC, VTC)

Information	[Type= discrete] [Format=numeric] [Range= 1-98] [Missing=*]
Statistics [NW/ W]	[Valid=6465 /-] [Invalid=31142 /-]

Value	Label	Cases	Percentage
1	Government Clinic	5613	86.8%
2	NGO	784	12.1%
3	Private Doctor	58	0.9%
4	Pharmacy	1	0.0%
93	Prefer not to answer	2	0.0%
96	Other, specify	6	0.1%
98	Don't know	1	0.0%
Sysmiss		31142	

Warning: these figures indicate the number of cases found in the data file. They cannot be interpreted as summary statistics of the population of interest.

dm_org_facbase_oth: Please specify details of the other organization. Facility based (PITC, VTC)

Information	[Type= discrete] [Format=character] [Missing=*]
Statistics [NW/ W]	[Valid=6 /-] [Invalid=0 /-]

dm_partic_hivtest_prog: Did you participate in this service / program? Facility based HIV testing

Information	[Type= discrete] [Format=numeric] [Range= 0-98] [Missing=*]
Statistics [NW/ W]	[Valid=18548 /-] [Invalid=19059 /-]

File : AHRI.PIP.DREAMS_Componant.ExposureToDREAMS.2019.v1

dm_partic_hivtest_prog: Did you participate in this service / program? Facility based HIV testing

Value	Label	Cases	Percentage
0	No, I have never had it	0	
1	Yes	8334	44.9%
2	No	8961	48.3%
3	Yes, but not sure about the exact age	0	
93	Prefer not to answer	1253	6.8%
95	Not had sex with this partner in the last 4 weeks	0	
98	Don't know	0	
Sysmiss		19059	

Warning: these figures indicate the number of cases found in the data file. They cannot be interpreted as summary statistics of the population of interest.

dm_aware_hivtest_prog: Are you aware of the following service / program? Facility based HIV testing

Information	[Type= discrete] [Format=numeric] [Range= 0-98] [Missing=*]
Statistics [NW/ W]	[Valid=8953 /-] [Invalid=28654 /-]

Value	Label	Cases	Percentage
0	No, I have never had it	0	
1	Yes	1768	19.7%
2	No	7170	80.1%
3	Yes, but not sure about the exact age	0	
93	Prefer not to answer	2	0.0%
95	Not had sex with this partner in the last 4 weeks	0	
98	Don't know	13	0.1%
Sysmiss		28654	

Warning: these figures indicate the number of cases found in the data file. They cannot be interpreted as summary statistics of the population of interest.

dm_org_hivtest_prog: Where / from which organisation was it provided? Facility based HIV testing

Information	[Type= discrete] [Format=numeric] [Range= 1-98] [Missing=*]
Statistics [NW/ W]	[Valid=8320 /-] [Invalid=29287 /-]

Value	Label	Cases	Percentage
1	Government Clinic	2807	33.7%
2	NGO	5361	64.4%
3	Private Doctor	110	1.3%
4	Pharmacy	5	0.1%
93	Prefer not to answer	0	
96	Other, specify	37	0.4%
98	Don't know	0	
Sysmiss		29287	

Warning: these figures indicate the number of cases found in the data file. They cannot be interpreted as summary statistics of the population of interest.

dm_org_hivtest_oth: Please specify details of the other organization. Facility based HIV testing

Information	[Type= discrete] [Format=character] [Missing=*]
Statistics [NW/ W]	[Valid=37 /-] [Invalid=0 /-]

dm_partic_partest_prog: Did you participate in this service / program? Partner testing

Information	[Type= discrete] [Format=numeric] [Range= 0-98] [Missing=*]
Statistics [NW/ W]	[Valid=18537 /-] [Invalid=19070 /-]

File : AHRI.PIP.DREAMS_Componant.ExposureToDREAMS.2019.v1

dm_partic_partest_prog: Did you participate in this service / program? Partner testing

Value	Label	Cases	Percentage
0	No, I have never had it	0	
1	Yes	1536	8.3%
2	No	15744	84.9%
3	Yes, but not sure about the exact age	0	
93	Prefer not to answer	1257	6.8%
95	Not had sex with this partner in the last 4 weeks	0	
98	Don't know	0	
Sysmiss		19070	

Warning: these figures indicate the number of cases found in the data file. They cannot be interpreted as summary statistics of the population of interest.

dm_aware_partest_prog: Are you aware of the following service / program? Partner testing

Information	[Type= discrete] [Format=numeric] [Range= 0-98] [Missing=*]
Statistics [NW/ W]	[Valid=15726 /-] [Invalid=21881 /-]

Value	Label	Cases	Percentage
0	No, I have never had it	0	
1	Yes	4128	26.2%
2	No	11575	73.6%
3	Yes, but not sure about the exact age	0	
93	Prefer not to answer	9	0.1%
95	Not had sex with this partner in the last 4 weeks	0	
98	Don't know	14	0.1%
Sysmiss		21881	

Warning: these figures indicate the number of cases found in the data file. They cannot be interpreted as summary statistics of the population of interest.

dm_org_partest_prog: Where / from which organisation was it provided? Partner testing

Information	[Type= discrete] [Format=numeric] [Range= 1-98] [Missing=*]
Statistics [NW/ W]	[Valid=1532 /-] [Invalid=36075 /-]

Value	Label	Cases	Percentage
1	Government Clinic	1080	70.5%
2	NGO	309	20.2%
3	Private Doctor	126	8.2%
4	Pharmacy	12	0.8%
93	Prefer not to answer	1	0.1%
96	Other, specify	4	0.3%
98	Don't know	0	
Sysmiss		36075	

Warning: these figures indicate the number of cases found in the data file. They cannot be interpreted as summary statistics of the population of interest.

dm_org_partest_oth: Please specify details of the other organization. Partner testing

Information	[Type= discrete] [Format=character] [Missing=*]
Statistics [NW/ W]	[Valid=4 /-] [Invalid=0 /-]

dm_partic_selftest_prog: Did you participate in this service / program? HIV Self testing

Information	[Type= discrete] [Format=numeric] [Range= 0-98] [Missing=*]
Statistics [NW/ W]	[Valid=18542 /-] [Invalid=19065 /-]

File : AHRI.PIP.DREAMS_Componant.ExposureToDREAMS.2019.v1

dm_partic_selftest_prog: Did you participate in this service / program? HIV Self testing

Value	Label	Cases	Percentage
0	No, I have never had it	0	
1	Yes	872	4.7%
2	No	16429	88.6%
3	Yes, but not sure about the exact age	0	
93	Prefer not to answer	1241	6.7%
95	Not had sex with this partner in the last 4 weeks	0	
98	Don't know	0	
Sysmiss		19065	

Warning: these figures indicate the number of cases found in the data file. They cannot be interpreted as summary statistics of the population of interest.

dm_aware_selftest_prog: Are you aware of the following service / program? HIV Self testing

Information	[Type= discrete] [Format=numeric] [Range= 0-98] [Missing=*]
Statistics [NW/ W]	[Valid=16412 /-] [Invalid=21195 /-]

Value	Label	Cases	Percentage
0	No, I have never had it	0	
1	Yes	2538	15.5%
2	No	13851	84.4%
3	Yes, but not sure about the exact age	0	
93	Prefer not to answer	9	0.1%
95	Not had sex with this partner in the last 4 weeks	0	
98	Don't know	14	0.1%
Sysmiss		21195	

Warning: these figures indicate the number of cases found in the data file. They cannot be interpreted as summary statistics of the population of interest.

dm_org_selftest_prog: Where / from which organisation was it provided? HIV Self testing

Information	[Type= discrete] [Format=numeric] [Range= 1-98] [Missing=*]
Statistics [NW/ W]	[Valid=870 /-] [Invalid=36737 /-]

Value	Label	Cases	Percentage
1	Government Clinic	316	36.3%
2	NGO	493	56.7%
3	Private Doctor	28	3.2%
4	Pharmacy	21	2.4%
93	Prefer not to answer	2	0.2%
96	Other, specify	8	0.9%
98	Don't know	2	0.2%
Sysmiss		36737	

Warning: these figures indicate the number of cases found in the data file. They cannot be interpreted as summary statistics of the population of interest.

dm_org_selftest_oth: Please specify details of the other organization. HIV Self testing

Information	[Type= discrete] [Format=character] [Missing=*]
Statistics [NW/ W]	[Valid=8 /-] [Invalid=0 /-]


# dm_partic_maletest_prog: Have you participated in the following service/program? services/programs for ma			
Information	[Type= discrete] [Format=numeric] [Range= 0-98] [Missing=*]		
Statistics [NW/ W]	[Valid=6207 /-] [Invalid=31400 /-]		
Value	Label	Cases	Percentage
0	No, I have never had it	0	
1	Yes	105	<div><div></div></div> 1.7%
2	No	5523	<div><div></div></div> 89.0%
3	Yes, but not sure about the exact age	0	
93	Prefer not to answer	579	<div><div></div></div> 9.3%
95	Not had sex with this partner in the last 4 weeks	0	
98	Don't know	0	
Sysmiss		31400	
Warning: these figures indicate the number of cases found in the data file. They cannot be interpreted as summary statistics of the population of interest.			
# dm_aware_maletest_prog: If no, have you heard of it/are you aware of it? Twilight HIV testing & Workplac			
Information	[Type= discrete] [Format=numeric] [Range= 0-98] [Missing=*]		
Statistics [NW/ W]	[Valid=5518 /-] [Invalid=32089 /-]		
Value	Label	Cases	Percentage
0	No, I have never had it	0	
1	Yes	794	<div><div></div></div> 14.4%
2	No	4718	<div><div></div></div> 85.5%
3	Yes, but not sure about the exact age	0	
93	Prefer not to answer	1	<div><div></div></div> 0.0%
95	Not had sex with this partner in the last 4 weeks	0	
98	Don't know	5	<div><div></div></div> 0.1%
Sysmiss		32089	
Warning: these figures indicate the number of cases found in the data file. They cannot be interpreted as summary statistics of the population of interest.			
# dm_org_maletest_prog: If yes, who provided? Twilight HIV testing & Workplace HIV testing			
Information	[Type= discrete] [Format=numeric] [Range= 1-98] [Missing=*]		
Statistics [NW/ W]	[Valid=103 /-] [Invalid=37504 /-]		
Value	Label	Cases	Percentage
1	Government Clinic	56	<div><div></div></div> 54.4%
2	NGO	15	<div><div></div></div> 14.6%
3	Private Doctor	22	<div><div></div></div> 21.4%
4	Pharmacy	2	<div><div></div></div> 1.9%
93	Prefer not to answer	1	<div><div></div></div> 1.0%
96	Other, specify	5	<div><div></div></div> 4.9%
98	Don't know	2	<div><div></div></div> 1.9%
Sysmiss		37504	
Warning: these figures indicate the number of cases found in the data file. They cannot be interpreted as summary statistics of the population of interest.			
# dm_org_maletest_oth: Please specify details of the other organization. Twilight HIV testing & Workpla			
Information	[Type= discrete] [Format=character] [Missing=*]		
Statistics [NW/ W]	[Valid=5 /-] [Invalid=0 /-]		
# dm_partic_condprov_prog: Did you participate in this service / program? Condom provision			
Information	[Type= discrete] [Format=numeric] [Range= 0-98] [Missing=*]		

# dm_partic_condprov_prog: Did you participate in this service / program? Condom provision			
Statistics [NW/ W]		[Valid=18566 /-] [Invalid=19041 /-]	
Value	Label	Cases	Percentage
0	No, I have never had it	0	
1	Yes	2251	<div><div></div></div> 12.1%
2	No	15289	<div><div></div></div> 82.3%
3	Yes, but not sure about the exact age	0	
93	Prefer not to answer	1026	<div><div></div></div> 5.5%
95	Not had sex with this partner in the last 4 weeks	0	
98	Don't know	0	
Sysmiss		19041	
Warning: these figures indicate the number of cases found in the data file. They cannot be interpreted as summary statistics of the population of interest.			
# dm_aware_condprov_prog: Are you aware of the following service / program? Condom provision			
Information		[Type= discrete] [Format=numeric] [Range= 0-98] [Missing=*]	
Statistics [NW/ W]		[Valid=15278 /-] [Invalid=22329 /-]	
Value	Label	Cases	Percentage
0	No, I have never had it	0	
1	Yes	3610	<div><div></div></div> 23.6%
2	No	11651	<div><div></div></div> 76.3%
3	Yes, but not sure about the exact age	0	
93	Prefer not to answer	2	<div><div></div></div> 0.0%
95	Not had sex with this partner in the last 4 weeks	0	
98	Don't know	15	<div><div></div></div> 0.1%
Sysmiss		22329	
Warning: these figures indicate the number of cases found in the data file. They cannot be interpreted as summary statistics of the population of interest.			
# dm_org_condprov_prog: Where / from which organisation was it provided? Condom provision			
Information		[Type= discrete] [Format=numeric] [Range= 1-98] [Missing=*]	
Statistics [NW/ W]		[Valid=2250 /-] [Invalid=35357 /-]	
Value	Label	Cases	Percentage
1	Government Clinic	2019	<div><div></div></div> 89.7%
2	NGO	179	<div><div></div></div> 8.0%
3	Private Doctor	2	<div><div></div></div> 0.1%
4	Pharmacy	38	<div><div></div></div> 1.7%
93	Prefer not to answer	0	
96	Other, specify	10	<div><div></div></div> 0.4%
98	Don't know	2	<div><div></div></div> 0.1%
Sysmiss		35357	
Warning: these figures indicate the number of cases found in the data file. They cannot be interpreted as summary statistics of the population of interest.			
# dm_org_condprov_oth: Please specify details of the other organization. Condom provision			
Information		[Type= discrete] [Format=character] [Missing=*]	
Statistics [NW/ W]		[Valid=10 /-] [Invalid=0 /-]	

File : AHRI.PIP.DREAMS_Componant.ExposureToMTVShuga.2019.v1			
# project_id: REDCap Project Identifier			
Information	[Type= discrete] [Format=numeric] [Range= 419-419] [Missing=*]		
Statistics [NW/ W]	[Valid=37607 /-] [Invalid=0 /-]		
# event_id: REDCap Event Identifier			
Information	[Type= discrete] [Format=numeric] [Range= 1158-1158] [Missing=*]		
Statistics [NW/ W]	[Valid=37607 /-] [Invalid=0 /-]		
# cohort: Cohort Description			
Information	[Type= discrete] [Format=character] [Missing=*]		
Statistics [NW/ W]	[Valid=37607 /-] [Invalid=0 /-]		
# round: Round Description			
Information	[Type= discrete] [Format=character] [Missing=*]		
Statistics [NW/ W]	[Valid=37607 /-] [Invalid=0 /-]		
# IIntId: Individual ID			
Information	[Type= continuous] [Format=numeric] [Range= 17-241036] [Missing=*]		
Statistics [NW/ W]	[Valid=37607 /-] [Invalid=0 /-] [Mean=81987.51 /-] [StdDev=55409.199 /-]		
# ms_household_owns_tv: Do you/your household own a TV?			
Information	[Type= discrete] [Format=numeric] [Range= 0-98] [Missing=*]		
Statistics [NW/ W]	[Valid=18556 /-] [Invalid=19051 /-]		
Value	Label	Cases	Percentage
0	No, I have never had it	0	
1	Yes	16177	<div><div></div></div> 87.2%
2	No	2305	<div><div></div></div> 12.4%
3	Yes, but not sure about the exact age	0	
93	Prefer not to answer	74	<div><div></div></div> 0.4%
95	Not had sex with this partner in the last 4 weeks	0	
98	Don't know	0	
Sysmiss		19051	
Warning: these figures indicate the number of cases found in the data file. They cannot be interpreted as summary statistics of the population of interest.			
# ms_watch_tv_freq: How often do you watch TV?			
Information	[Type= discrete] [Format=numeric] [Range= 1-4] [Missing=*]		
Statistics [NW/ W]	[Valid=18564 /-] [Invalid=19043 /-]		
Value	Label	Cases	Percentage
1	Never	2971	<div><div></div></div> 16.0%
2	Daily	14760	<div><div></div></div> 79.5%
3	Weekly	743	<div><div></div></div> 4.0%
4	Monthly	90	<div><div></div></div> 0.5%
Sysmiss		19043	
Warning: these figures indicate the number of cases found in the data file. They cannot be interpreted as summary statistics of the population of interest.			
# ms_watch_tv_where: Where do you usually (by usually we mean mostly, or commonly, or regularly) watc			
Information	[Type= discrete] [Format=numeric] [Range= 1-96] [Missing=*]		
Statistics [NW/ W]	[Valid=15584 /-] [Invalid=22023 /-]		

File : AHRI.PIP.DREAMS_Componant.ExposureToMTVShuga.2019.v1

ms_watch_tv_where: Where do you usually (by usually we mean mostly, or commonly, or regularly) watc

Value	Label	Cases	Percentage
1	Home	15384	 98.7%
2	Bars	35	0.2%
3	At friend's house	151	1.0%
4	School	11	0.1%
96	Other	3	0.0%
Sysmiss		22023	




Warning: these figures indicate the number of cases found in the data file. They cannot be interpreted as summary statistics of the population of interest.

ms_watch_tv_where_oth: Please specify details on the other places where you watch

Information	[Type= discrete] [Format=character] [Missing=*]
Statistics [NW/ W]	[Valid=3 /-] [Invalid=0 /-]

ms_ever_watched_shuga: Have you ever watched MTV Shuga?




Information	[Type= discrete] [Format=numeric] [Range= 0-98] [Missing=*]
Statistics [NW/ W]	[Valid=18568 /-] [Invalid=19039 /-]

Value	Label	Cases	Percentage
0	No, I have never had it	0	
1	Yes	1629	 8.8%
2	No	16670	 89.8%
3	Yes, but not sure about the exact age	0	
93	Prefer not to answer	269	 1.4%
95	Not had sex with this partner in the last 4 weeks	0	
98	Don't know	0	
Sysmiss		19039	

Warning: these figures indicate the number of cases found in the data file. They cannot be interpreted as summary statistics of the population of interest.

ms_ever_heard_of_shuga: If no - have you heard of it?

Information	[Type= discrete] [Format=numeric] [Range= 0-98] [Missing=*]
Statistics [NW/ W]	[Valid=16658 /-] [Invalid=20949 /-]

Value	Label	Cases	Percentage
0	No, I have never had it	0	
1	Yes	237	 1.4%
2	No	16359	 98.2%
3	Yes, but not sure about the exact age	0	
93	Prefer not to answer	62	 0.4%
95	Not had sex with this partner in the last 4 weeks	0	
98	Don't know	0	
Sysmiss		20949	

Warning: these figures indicate the number of cases found in the data file. They cannot be interpreted as summary statistics of the population of interest.

ms_which_series_of_shuga: Which country series did you watch?

Information	[Type= discrete] [Format=numeric] [Range= 1-98] [Missing=*]
Statistics [NW/ W]	[Valid=1628 /-] [Invalid=35979 /-]

File : AHRI.PIP.DREAMS_Componant.ExposureToMTVShuga.2019.v1

ms_which_series_of_shuga: Which country series did you watch?

Value	Label	Cases	Percentage
1	South Africa	1017	<div></div> 62.5%
2	Nigeria	485	<div></div> 29.8%
3	Kenya	22	<div></div> 1.4%
96	Other; Specify	1	<div></div> 0.1%
98	Don't know	103	<div></div> 6.3%
Sysmiss		35979	

Warning: these figures indicate the number of cases found in the data file. They cannot be interpreted as summary statistics of the population of interest.

ms_which_series_oth: Please specify details on the other series of MTV Shugat that you have watched

Information	[Type= discrete] [Format=character] [Missing=*]
Statistics [NW/ W]	[Valid=1 /-] [Invalid=0 /-]

File : AHRI.PIP.DREAMS_Componant.IndivGeneralHealth.2019.v1

project_id: REDCap Project Identifier

Information	[Type= discrete] [Format=numeric] [Range= 419-419] [Missing=*]
Statistics [NW/ W]	[Valid=37607 /-] [Invalid=0 /-]

event_id: REDCap Event Identifier

Information	[Type= discrete] [Format=numeric] [Range= 1158-1158] [Missing=*]
Statistics [NW/ W]	[Valid=37607 /-] [Invalid=0 /-]

cohort: Cohort Description

Information	[Type= discrete] [Format=character] [Missing=*]
Statistics [NW/ W]	[Valid=37607 /-] [Invalid=0 /-]

round: Round Description





Information	[Type= discrete] [Format=character] [Missing=*]
Statistics [NW/ W]	[Valid=37607 /-] [Invalid=0 /-]

IIntId: Individual ID

Information	[Type= continuous] [Format=numeric] [Range= 17-241036] [Missing=*]
Statistics [NW/ W]	[Valid=37607 /-] [Invalid=0 /-] [Mean=81987.51 /-] [StdDev=55409.199 /-]

hq_descr_gen_health: How do you describe your general health at present?




Information	[Type= discrete] [Format=numeric] [Range= 1-93] [Missing=*]
Statistics [NW/ W]	[Valid=18564 /-] [Invalid=19043 /-]

Value	Label	Cases	Percentage
1	Excellent	3411	 18.4%
2	Very Good or Good	13402	 72.2%
3	Fair	1736	 9.4%
93	Prefer not to answer	15	 0.1%
Sysmiss		19043	

Warning: these figures indicate the number of cases found in the data file. They cannot be interpreted as summary statistics of the population of interest.

hq_opi_dohhosp: Have you visited out-patient department (OPD) at the DOH hospital in the past mo

Information	[Type= discrete] [Format=numeric] [Range= 0-98] [Missing=*]
Statistics [NW/ W]	[Valid=18578 /-] [Invalid=19029 /-]

Value	Label	Cases	Percentage
0	No, I have never had it	0	
1	Yes	194	 1.0%
2	No	18242	 98.2%
3	Yes, but not sure about the exact age	0	
93	Prefer not to answer	142	 0.8%
95	Not had sex with this partner in the last 4 weeks	0	
98	Don't know	0	
Sysmiss		19029	

Warning: these figures indicate the number of cases found in the data file. They cannot be interpreted as summary statistics of the population of interest.

hq_opi_privhosp: Have you visited OPD at the private hospital in the past month?

Information	[Type= discrete] [Format=numeric] [Range= 0-98] [Missing=*]
Statistics [NW/ W]	[Valid=18578 /-] [Invalid=19029 /-]

File : AHRI.PIP.DREAMS_Componant.IndivGeneralHealth.2019.v1

hq_opi_privhosp: Have you visited OPD at the private hospital in the past month?

Value	Label	Cases	Percentage
0	No, I have never had it	0	
1	Yes	115	0.6%
2	No	18278	98.4%
3	Yes, but not sure about the exact age	0	
93	Prefer not to answer	185	1.0%
95	Not had sex with this partner in the last 4 weeks	0	
98	Don't know	0	
Sysmiss		19029	

Warning: these figures indicate the number of cases found in the data file. They cannot be interpreted as summary statistics of the population of interest.

hq_vis_privclin: Have you visited a private clinic in the past month?

Information	[Type= discrete] [Format=numeric] [Range= 0-98] [Missing=*]
Statistics [NW/ W]	[Valid=18543 /-] [Invalid=19064 /-]

Value	Label	Cases	Percentage
0	No, I have never had it	0	
1	Yes	1082	5.8%
2	No	17279	93.2%
3	Yes, but not sure about the exact age	0	
93	Prefer not to answer	182	1.0%
95	Not had sex with this partner in the last 4 weeks	0	
98	Don't know	0	
Sysmiss		19064	

Warning: these figures indicate the number of cases found in the data file. They cannot be interpreted as summary statistics of the population of interest.

hq_everon_tb_treat: Have you ever received TB treatment?

Information	[Type= discrete] [Format=numeric] [Range= 0-98] [Missing=*]
Statistics [NW/ W]	[Valid=18578 /-] [Invalid=19029 /-]

Value	Label	Cases	Percentage
0	No, I have never had it	0	
1	Yes	1077	5.8%
2	No	17401	93.7%
3	Yes, but not sure about the exact age	0	
93	Prefer not to answer	100	0.5%
95	Not had sex with this partner in the last 4 weeks	0	
98	Don't know	0	
Sysmiss		19029	

Warning: these figures indicate the number of cases found in the data file. They cannot be interpreted as summary statistics of the population of interest.

hq_start_tb_treat: Were you started on TB treatment in the past 12 months?

Information	[Type= discrete] [Format=numeric] [Range= 0-98] [Missing=*]
Statistics [NW/ W]	[Valid=1077 /-] [Invalid=36530 /-]

Value	Label	Cases	Percentage
0	No, I have never had it	0	
1	Yes	150	13.9%

File : AHRI.PIP.DREAMS_Componant.IndivGeneralHealth.2019.v1

hq_start_tb_treat: Were you started on TB treatment in the past 12 months?

Value	Label	Cases	Percentage
2	No	922	85.6%
3	Yes, but not sure about the exact age	0	
93	Prefer not to answer	5	0.5%
95	Not had sex with this partner in the last 4 weeks	0	
98	Don't know	0	
Sysmiss		36530	

Warning: these figures indicate the number of cases found in the data file. They cannot be interpreted as summary statistics of the population of interest.

hq_currn_tb_treat: Are you currently receiving TB treatment?

Information	[Type= discrete] [Format=numeric] [Range= 0-98] [Missing=*]
Statistics [NW/ W]	[Valid=1077 /-] [Invalid=36530 /-]

Value	Label	Cases	Percentage
0	No, I have never had it	0	
1	Yes	107	9.9%
2	No	967	89.8%
3	Yes, but not sure about the exact age	0	
93	Prefer not to answer	3	0.3%
95	Not had sex with this partner in the last 4 weeks	0	
98	Don't know	0	
Sysmiss		36530	

Warning: these figures indicate the number of cases found in the data file. They cannot be interpreted as summary statistics of the population of interest.

hq_everon_bp_treat: Have you ever received BP treatment?

Information	[Type= discrete] [Format=numeric] [Range= 0-98] [Missing=*]
Statistics [NW/ W]	[Valid=18568 /-] [Invalid=19039 /-]

Value	Label	Cases	Percentage
0	No, I have never had it	0	
1	Yes	3312	17.8%
2	No	15130	81.5%
3	Yes, but not sure about the exact age	0	
93	Prefer not to answer	119	0.6%
95	Not had sex with this partner in the last 4 weeks	0	
98	Don't know	7	0.0%
Sysmiss		19039	

Warning: these figures indicate the number of cases found in the data file. They cannot be interpreted as summary statistics of the population of interest.

hq_start_bp_treat: Were you started on BP treatment in the past 12 months?

Information	[Type= discrete] [Format=numeric] [Range= 0-98] [Missing=*]
Statistics [NW/ W]	[Valid=3312 /-] [Invalid=34295 /-]

Value	Label	Cases	Percentage
0	No, I have never had it	0	
1	Yes	2553	77.1%
2	No	754	22.8%
3	Yes, but not sure about the exact age	0	

File : AHRI.PIP.DREAMS_Componant.IndivGeneralHealth.2019.v1

hq_start_bp_treat: Were you started on BP treatment in the past 12 months?

Value	Label	Cases	Percentage
93	Prefer not to answer	5	0.2%
95	Not had sex with this partner in the last 4 weeks	0	
98	Don't know	0	
Sysmiss		34295	

Warning: these figures indicate the number of cases found in the data file. They cannot be interpreted as summary statistics of the population of interest.

hq_currn_bp_treat: Are you currently receiving BP treatment?

Information	[Type= discrete] [Format=numeric] [Range= 0-98] [Missing=*]
Statistics [NW/ W]	[Valid=3309 /-] [Invalid=34298 /-]

Value	Label	Cases	Percentage
0	No, I have never had it	0	
1	Yes	3075	92.9%
2	No	227	6.9%
3	Yes, but not sure about the exact age	0	
93	Prefer not to answer	6	0.2%
95	Not had sex with this partner in the last 4 weeks	0	
98	Don't know	1	0.0%
Sysmiss		34298	

Warning: these figures indicate the number of cases found in the data file. They cannot be interpreted as summary statistics of the population of interest.

hq_everon_diabetes_treat: Have you ever received diabetes treatment?

Information	[Type= discrete] [Format=numeric] [Range= 0-98] [Missing=*]
Statistics [NW/ W]	[Valid=18550 /-] [Invalid=19057 /-]

Value	Label	Cases	Percentage
0	No, I have never had it	0	
1	Yes	846	4.6%
2	No	17578	94.8%
3	Yes, but not sure about the exact age	0	
93	Prefer not to answer	118	0.6%
95	Not had sex with this partner in the last 4 weeks	0	
98	Don't know	8	0.0%
Sysmiss		19057	

Warning: these figures indicate the number of cases found in the data file. They cannot be interpreted as summary statistics of the population of interest.

hq_start_diabetes_treat: Were you started on diabetes treatment in the past 12 months?

Information	[Type= discrete] [Format=numeric] [Range= 0-98] [Missing=*]
Statistics [NW/ W]	[Valid=844 /-] [Invalid=36763 /-]

Value	Label	Cases	Percentage
0	No, I have never had it	0	
1	Yes	637	75.5%
2	No	204	24.2%
3	Yes, but not sure about the exact age	0	
93	Prefer not to answer	3	0.4%
95	Not had sex with this partner in the last 4 weeks	0	

File : AHRI.PIP.DREAMS_Componant.IndivGeneralHealth.2019.v1

hq_start_diabetes_treat: Were you started on diabetes treatment in the past 12 months?

Value	Label	Cases	Percentage
98	Don't know	0	
Sysmiss		36763	

Warning: these figures indicate the number of cases found in the data file. They cannot be interpreted as summary statistics of the population of interest.

hq_curron_diabetes_treat: Are you currently receiving diabetes treatment?

Information	[Type= discrete] [Format=numeric] [Range= 0-98] [Missing=*]
Statistics [NW/ W]	[Valid=846 /-] [Invalid=36761 /-]

Value	Label	Cases	Percentage
0	No, I have never had it	0	
1	Yes	757	89.5%
2	No	86	10.2%
3	Yes, but not sure about the exact age	0	
93	Prefer not to answer	3	0.4%
95	Not had sex with this partner in the last 4 weeks	0	
98	Don't know	0	
Sysmiss		36761	

Warning: these figures indicate the number of cases found in the data file. They cannot be interpreted as summary statistics of the population of interest.

hq_prev_arttreat: Have you ever taken ART for your own health?

Information	[Type= discrete] [Format=numeric] [Range= 0-98] [Missing=*]
Statistics [NW/ W]	[Valid=3300 /-] [Invalid=34307 /-]

Value	Label	Cases	Percentage
0	No, I have never had it	0	
1	Yes	3068	93.0%
2	No	227	6.9%
3	Yes, but not sure about the exact age	0	
93	Prefer not to answer	5	0.2%
95	Not had sex with this partner in the last 4 weeks	0	
98	Don't know	0	
Sysmiss		34307	

Warning: these figures indicate the number of cases found in the data file. They cannot be interpreted as summary statistics of the population of interest.

hq_art_takenstop: Have you ever had to stop ART?

Information	[Type= discrete] [Format=numeric] [Range= 0-98] [Missing=*]
Statistics [NW/ W]	[Valid=3066 /-] [Invalid=34541 /-]

Value	Label	Cases	Percentage
0	No, I have never had it	0	
1	Yes	36	1.2%
2	No	3020	98.5%
3	Yes, but not sure about the exact age	0	
93	Prefer not to answer	10	0.3%
95	Not had sex with this partner in the last 4 weeks	0	
98	Don't know	0	
Sysmiss		34541	

File : AHRI.PIP.DREAMS_Componant.IndivGeneralHealth.2019.v1

hq_art_takenstop: Have you ever had to stop ART?

Warning: these figures indicate the number of cases found in the data file. They cannot be interpreted as summary statistics of the population of interest.

hq_art_reastakenstop: Please provide the reason for stopping ART:

Information	[Type= discrete] [Format=character] [Missing=*]
Statistics [NW/ W]	[Valid=36 /-]

hq_prep_knowof: Have you ever heard of PrEP? (These are tablets that people who do not have HIV)

Information	[Type= discrete] [Format=numeric] [Range= 0-98] [Missing=*]
Statistics [NW/ W]	[Valid=18573 /-] [Invalid=19034 /-]

Value	Label	Cases	Percentage
0	No, I have never had it	0	
1	Yes	724	3.9%
2	No	17697	95.3%
3	Yes, but not sure about the exact age	0	
93	Prefer not to answer	152	0.8%
95	Not had sex with this partner in the last 4 weeks	0	
98	Don't know	0	
Sysmiss		19034	

Warning: these figures indicate the number of cases found in the data file. They cannot be interpreted as summary statistics of the population of interest.

hq_prep_heardwhere: Where did you hear about PrEP?

Information	[Type= discrete] [Format=character] [Missing=*]
Statistics [NW/ W]	[Valid=716 /-] [Invalid=0 /-]

hq_prep_offered: Have you ever been offered PrEP?

Information	[Type= discrete] [Format=numeric] [Range= 0-98] [Missing=*]
Statistics [NW/ W]	[Valid=720 /-] [Invalid=36887 /-]

Value	Label	Cases	Percentage
0	No, I have never had it	0	
1	Yes	25	3.5%
2	No	692	96.1%
3	Yes, but not sure about the exact age	0	
93	Prefer not to answer	3	0.4%
95	Not had sex with this partner in the last 4 weeks	0	
98	Don't know	0	
Sysmiss		36887	

Warning: these figures indicate the number of cases found in the data file. They cannot be interpreted as summary statistics of the population of interest.

hq_prep_currtaken: Are you currently taking PrEP to prevent HIV?

Information	[Type= discrete] [Format=numeric] [Range= 0-98] [Missing=*]
Statistics [NW/ W]	[Valid=721 /-] [Invalid=36886 /-]

Value	Label	Cases	Percentage
0	No, I have never had it	0	
1	Yes	14	1.9%
2	No	706	97.9%
3	Yes, but not sure about the exact age	0	

File : AHRI.PIP.DREAMS_Componant.IndivGeneralHealth.2019.v1

hq_prep_currtaken: Are you currently taking PrEP to prevent HIV?

Value	Label	Cases	Percentage
93	Prefer not to answer	1	0.1%
95	Not had sex with this partner in the last 4 weeks	0	
98	Don't know	0	
Sysmiss		36886	

Warning: these figures indicate the number of cases found in the data file. They cannot be interpreted as summary statistics of the population of interest.

hq_prep_longact_intrst: Suppose that long-acting injectable PrEP is as effective as daily oral PrEP pill

Information	[Type= discrete] [Format=numeric] [Range= 1-5] [Missing=*]
Statistics [NW/ W]	[Valid=18564 /-] [Invalid=19043 /-]

Value	Label	Cases	Percentage
1	I would definitely take it	11356	61.2%
2	I would probably take it	4612	24.8%
3	I might take it	1649	8.9%
4	I would probably not take it	682	3.7%
5	I would definitely not take it	265	1.4%
Sysmiss		19043	

Warning: these figures indicate the number of cases found in the data file. They cannot be interpreted as summary statistics of the population of interest.

hq_prep_prefer_choice: Given a choice between either long-acting injectable PrEP and daily oral PrEP, w

Information	[Type= discrete] [Format=numeric] [Range= 1-5] [Missing=*]
Statistics [NW/ W]	[Valid=18553 /-] [Invalid=19054 /-]

Value	Label	Cases	Percentage
1	Long-acting injectable PrEP	13049	70.3%
2	Daily oral PrEP	2277	12.3%
3	No preference: either long-acting or daily PrEP	1371	7.4%
4	Either long-acting or daily PrEP - Whichever turns out to be most effective when taken as prescribed	1364	7.4%
5	I am not interested in either daily oral PrEP or long-acting injectable PrEP	492	2.7%
Sysmiss		19054	

Warning: these figures indicate the number of cases found in the data file. They cannot be interpreted as summary statistics of the population of interest.

File : AHRI.PIP.DREAMS_Componant.InformedConsent.2019.v1

project_id: REDCap Project Identifier

Information	[Type= discrete] [Format=numeric] [Range= 419-419] [Missing=*]
Statistics [NW/ W]	[Valid=37608 /-] [Invalid=0 /-]

event_id: REDCap Event Identifier

Information	[Type= discrete] [Format=numeric] [Range= 1158-1158] [Missing=*]
Statistics [NW/ W]	[Valid=37608 /-] [Invalid=0 /-]

cohort: Cohort Description

Information	[Type= discrete] [Format=character] [Missing=*]
Statistics [NW/ W]	[Valid=37608 /-] [Invalid=0 /-]

round: Round Description




Information	[Type= discrete] [Format=character] [Missing=*]
Statistics [NW/ W]	[Valid=37608 /-] [Invalid=0 /-]

IIntId: Individual ID

Information	[Type= continuous] [Format=numeric] [Range= 17-241036] [Missing=*]
Statistics [NW/ W]	[Valid=37608 /-] [Invalid=0 /-] [Mean=81985.36 /-] [StdDev=55410.03 /-]

hq_descr_gen_health: How do you describe your general health at present?




Information	[Type= discrete] [Format=numeric] [Range= 1-93] [Missing=*]
Statistics [NW/ W]	[Valid=18564 /-] [Invalid=19044 /-]

Value	Label	Cases	Percentage
1	Excellent	3411	 18.4%
2	Very Good or Good	13402	 72.2%
3	Fair	1736	 9.4%
93	Prefer not to answer	15	0.1%
Sysmiss		19044	

Warning: these figures indicate the number of cases found in the data file. They cannot be interpreted as summary statistics of the population of interest.

hq_opi_dohhosp: Have you visited out-patient department (OPD) at the DOH hospital in the past mo

Information	[Type= discrete] [Format=numeric] [Range= 0-98] [Missing=*]
Statistics [NW/ W]	[Valid=18578 /-] [Invalid=19030 /-]

Value	Label	Cases	Percentage
0	No, I have never had it	0	
1	Yes	194	 1.0%
2	No	18242	 98.2%
3	Yes, but not sure about the exact age	0	
93	Prefer not to answer	142	 0.8%
95	Not had sex with this partner in the last 4 weeks	0	
98	Don't know	0	
Sysmiss		19030	

Warning: these figures indicate the number of cases found in the data file. They cannot be interpreted as summary statistics of the population of interest.

hq_opi_privhosp: Have you visited OPD at the private hospital in the past month?

Information	[Type= discrete] [Format=numeric] [Range= 0-98] [Missing=*]
Statistics [NW/ W]	[Valid=18578 /-] [Invalid=19030 /-]

File : AHRI.PIP.DREAMS_Componant.InformedConsent.2019.v1

hq_opi_privhosp: Have you visited OPD at the private hospital in the past month?

Value	Label	Cases	Percentage
0	No, I have never had it	0	
1	Yes	115	0.6%
2	No	18278	98.4%
3	Yes, but not sure about the exact age	0	
93	Prefer not to answer	185	1.0%
95	Not had sex with this partner in the last 4 weeks	0	
98	Don't know	0	
Sysmiss		19030	

Warning: these figures indicate the number of cases found in the data file. They cannot be interpreted as summary statistics of the population of interest.

hq_vis_privclin

Information	[Type= continuous] [Format=numeric] [Range= 1-93] [Missing=*]
Statistics [NW/ W]	[Valid=18543 /-] [Invalid=19065 /-] [Mean=2.835 /-] [StdDev=8.98 /-]

hq_everon_tb_treat: Have you ever received TB treatment?

Information	[Type= discrete] [Format=numeric] [Range= 0-98] [Missing=*]
Statistics [NW/ W]	[Valid=18578 /-] [Invalid=19030 /-]

Value	Label	Cases	Percentage
0	No, I have never had it	0	
1	Yes	1077	5.8%
2	No	17401	93.7%
3	Yes, but not sure about the exact age	0	
93	Prefer not to answer	100	0.5%
95	Not had sex with this partner in the last 4 weeks	0	
98	Don't know	0	
Sysmiss		19030	

Warning: these figures indicate the number of cases found in the data file. They cannot be interpreted as summary statistics of the population of interest.

hq_start_tb_treat: Were you started on TB treatment in the past 12 months?

Information	[Type= discrete] [Format=numeric] [Range= 0-98] [Missing=*]
Statistics [NW/ W]	[Valid=1077 /-] [Invalid=36531 /-]

Value	Label	Cases	Percentage
0	No, I have never had it	0	
1	Yes	150	13.9%
2	No	922	85.6%
3	Yes, but not sure about the exact age	0	
93	Prefer not to answer	5	0.5%
95	Not had sex with this partner in the last 4 weeks	0	
98	Don't know	0	
Sysmiss		36531	

Warning: these figures indicate the number of cases found in the data file. They cannot be interpreted as summary statistics of the population of interest.

hq_currn_tb_treat: Are you currently receiving TB treatment?

Information	[Type= discrete] [Format=numeric] [Range= 0-98] [Missing=*]
Statistics [NW/ W]	[Valid=1077 /-] [Invalid=36531 /-]

File : AHRI.PIP.DREAMS_Componant.InformedConsent.2019.v1

hq_currn_tb_treat: Are you currently receiving TB treatment?

Value	Label	Cases	Percentage
0	No, I have never had it	0	
1	Yes	107	9.9%
2	No	967	89.8%
3	Yes, but not sure about the exact age	0	
93	Prefer not to answer	3	0.3%
95	Not had sex with this partner in the last 4 weeks	0	
98	Don't know	0	
Sysmiss		36531	

Warning: these figures indicate the number of cases found in the data file. They cannot be interpreted as summary statistics of the population of interest.

hq_everon_bp_treat: Have you ever received BP treatment?

Information	[Type= discrete] [Format=numeric] [Range= 0-98] [Missing=*]
Statistics [NW/ W]	[Valid=18568 /-] [Invalid=19040 /-]

Value	Label	Cases	Percentage
0	No, I have never had it	0	
1	Yes	3312	17.8%
2	No	15130	81.5%
3	Yes, but not sure about the exact age	0	
93	Prefer not to answer	119	0.6%
95	Not had sex with this partner in the last 4 weeks	0	
98	Don't know	7	0.0%
Sysmiss		19040	

Warning: these figures indicate the number of cases found in the data file. They cannot be interpreted as summary statistics of the population of interest.

hq_start_bp_treat: Were you started on BP treatment in the past 12 months?

Information	[Type= discrete] [Format=numeric] [Range= 0-98] [Missing=*]
Statistics [NW/ W]	[Valid=3312 /-] [Invalid=34296 /-]

Value	Label	Cases	Percentage
0	No, I have never had it	0	
1	Yes	2553	77.1%
2	No	754	22.8%
3	Yes, but not sure about the exact age	0	
93	Prefer not to answer	5	0.2%
95	Not had sex with this partner in the last 4 weeks	0	
98	Don't know	0	
Sysmiss		34296	

Warning: these figures indicate the number of cases found in the data file. They cannot be interpreted as summary statistics of the population of interest.


hq_currn_bp_treat: Are you currently receiving BP treatment?

Information	[Type= discrete] [Format=numeric] [Range= 0-98] [Missing=*]
Statistics [NW/ W]	[Valid=3309 /-] [Invalid=34299 /-]

Value	Label	Cases	Percentage
0	No, I have never had it	0	
1	Yes	3075	92.9%

File : AHRI.PIP.DREAMS_Componant.InformedConsent.2019.v1



hq_currn_bp_treat: Are you currently receiving BP treatment?

Value	Label	Cases	Percentage
2	No	227	 6.9%
3	Yes, but not sure about the exact age	0	
93	Prefer not to answer	6	0.2%
95	Not had sex with this partner in the last 4 weeks	0	
98	Don't know	1	0.0%
Sysmiss		34299	

Warning: these figures indicate the number of cases found in the data file. They cannot be interpreted as summary statistics of the population of interest.

hq_everon_diabetes_treat: Have you ever received diabetes treatment?



Information	[Type= discrete] [Format=numeric] [Range= 0-98] [Missing=*]
Statistics [NW/ W]	[Valid=18550 /-] [Invalid=19058 /-]

Value	Label	Cases	Percentage
0	No, I have never had it	0	
1	Yes	846	 4.6%
2	No	17578	 94.8%
3	Yes, but not sure about the exact age	0	
93	Prefer not to answer	118	0.6%
95	Not had sex with this partner in the last 4 weeks	0	
98	Don't know	8	0.0%
Sysmiss		19058	

Warning: these figures indicate the number of cases found in the data file. They cannot be interpreted as summary statistics of the population of interest.

hq_start_diabetes_treat: Were you started on diabetes treatment in the past 12 months?



Information	[Type= discrete] [Format=numeric] [Range= 0-98] [Missing=*]
Statistics [NW/ W]	[Valid=844 /-] [Invalid=36764 /-]

Value	Label	Cases	Percentage
0	No, I have never had it	0	
1	Yes	637	 75.5%
2	No	204	 24.2%
3	Yes, but not sure about the exact age	0	
93	Prefer not to answer	3	0.4%
95	Not had sex with this partner in the last 4 weeks	0	
98	Don't know	0	
Sysmiss		36764	

Warning: these figures indicate the number of cases found in the data file. They cannot be interpreted as summary statistics of the population of interest.

hq_currn_diabetes_treat: Are you currently receiving diabetes treatment?

Information	[Type= discrete] [Format=numeric] [Range= 0-98] [Missing=*]
Statistics [NW/ W]	[Valid=846 /-] [Invalid=36762 /-]

Value	Label	Cases	Percentage
0	No, I have never had it	0	
1	Yes	757	 89.5%
2	No	86	 10.2%
3	Yes, but not sure about the exact age	0	

File : AHRI.PIP.DREAMS_Componant.InformedConsent.2019.v1

hq_currn_diabetes_treat: Are you currently receiving diabetes treatment?

Value	Label	Cases	Percentage
93	Prefer not to answer	3	0.4%
95	Not had sex with this partner in the last 4 weeks	0	
98	Don't know	0	
Sysmiss		36762	

Warning: these figures indicate the number of cases found in the data file. They cannot be interpreted as summary statistics of the population of interest.

hq_prev_arttreat: Have you ever taken ART for your own health?

Information	[Type= discrete] [Format=numeric] [Range= 0-98] [Missing=*]
Statistics [NW/ W]	[Valid=3300 /-] [Invalid=34308 /-]

Value	Label	Cases	Percentage
0	No, I have never had it	0	
1	Yes	3068	93.0%
2	No	227	6.9%
3	Yes, but not sure about the exact age	0	
93	Prefer not to answer	5	0.2%
95	Not had sex with this partner in the last 4 weeks	0	
98	Don't know	0	
Sysmiss		34308	

Warning: these figures indicate the number of cases found in the data file. They cannot be interpreted as summary statistics of the population of interest.

hq_art_takenstop: Have you ever had to stop ART?

Information	[Type= discrete] [Format=numeric] [Range= 0-98] [Missing=*]
Statistics [NW/ W]	[Valid=3066 /-] [Invalid=34542 /-]

Value	Label	Cases	Percentage
0	No, I have never had it	0	
1	Yes	36	1.2%
2	No	3020	98.5%
3	Yes, but not sure about the exact age	0	
93	Prefer not to answer	10	0.3%
95	Not had sex with this partner in the last 4 weeks	0	
98	Don't know	0	
Sysmiss		34542	

Warning: these figures indicate the number of cases found in the data file. They cannot be interpreted as summary statistics of the population of interest.

hq_art_reastakenstop: Please provide the reason for stopping ART:

Information	[Type= discrete] [Format=character] [Missing=*]
Statistics [NW/ W]	[Valid=36 /-]

hq_prep_knowof: Have you ever heard of PrEP? (These are tablets that people who do not have HIV

Information	[Type= discrete] [Format=numeric] [Range= 0-98] [Missing=*]
Statistics [NW/ W]	[Valid=18573 /-] [Invalid=19035 /-]

Value	Label	Cases	Percentage
0	No, I have never had it	0	
1	Yes	724	3.9%
2	No	17697	95.3%

File : AHRI.PIP.DREAMS_Componant.InformedConsent.2019.v1

hq_prep_knowof: Have you ever heard of PrEP? (These are tablets that people who do not have HIV)

Value	Label	Cases	Percentage
3	Yes, but not sure about the exact age	0	
93	Prefer not to answer	152	0.8%
95	Not had sex with this partner in the last 4 weeks	0	
98	Don't know	0	
Sysmiss		19035	

Warning: these figures indicate the number of cases found in the data file. They cannot be interpreted as summary statistics of the population of interest.

hq_prep_heardwhere: Where did you hear about PrEP?

Information	[Type= discrete] [Format=character] [Missing=*]
Statistics [NW/ W]	[Valid=716 /-] [Invalid=0 /-]

hq_prep_offered: Have you ever been offered PrEP?

Information	[Type= discrete] [Format=numeric] [Range= 0-98] [Missing=*]
Statistics [NW/ W]	[Valid=720 /-] [Invalid=36888 /-]

Value	Label	Cases	Percentage
0	No, I have never had it	0	
1	Yes	25	3.5%
2	No	692	96.1%
3	Yes, but not sure about the exact age	0	
93	Prefer not to answer	3	0.4%
95	Not had sex with this partner in the last 4 weeks	0	
98	Don't know	0	
Sysmiss		36888	

Warning: these figures indicate the number of cases found in the data file. They cannot be interpreted as summary statistics of the population of interest.

hq_prep_currtaken: Are you currently taking PrEP to prevent HIV?

Information	[Type= discrete] [Format=numeric] [Range= 0-98] [Missing=*]
Statistics [NW/ W]	[Valid=721 /-] [Invalid=36887 /-]

Value	Label	Cases	Percentage
0	No, I have never had it	0	
1	Yes	14	1.9%
2	No	706	97.9%
3	Yes, but not sure about the exact age	0	
93	Prefer not to answer	1	0.1%
95	Not had sex with this partner in the last 4 weeks	0	
98	Don't know	0	
Sysmiss		36887	

Warning: these figures indicate the number of cases found in the data file. They cannot be interpreted as summary statistics of the population of interest.

hq_prep_longact_intrst: Suppose that long-acting injectable PrEP is as effective as daily oral PrEP pill

Information	[Type= discrete] [Format=numeric] [Range= 1-5] [Missing=*]
Statistics [NW/ W]	[Valid=18564 /-] [Invalid=19044 /-]

Value	Label	Cases	Percentage
1	I would definitely take it;	11356	61.2%
2	I would probably take it	4612	24.8%

File : AHRI.PIP.DREAMS_Componant.InformedConsent.2019.v1

hq_prep_longact_intrst: Suppose that long-acting injectable PrEP is as effective as daily oral PrEP pill

Value	Label	Cases	Percentage
3	I might take it	1649	8.9%
4	I would probably not take it	682	3.7%
5	I would definitely not take it<	265	1.4%
Sysmiss		19044	

Warning: these figures indicate the number of cases found in the data file. They cannot be interpreted as summary statistics of the population of interest.

hq_prep_prefer_choice: Given a choice between either long-acting injectable PrEP and daily oral PrEP, w

Information	[Type= discrete] [Format=numeric] [Range= 1-5] [Missing=*]
Statistics [NW/ W]	[Valid=18553 /-] [Invalid=19055 /-]

Value	Label	Cases	Percentage
1	Long-acting injectable PrEP	13049	70.3%
2	Daily oral PrEP	2277	12.3%
3	No preference: either long-acting or daily PrEP	1371	7.4%
4	Either long-acting or daily PrEP - Whichever turns out to be most effective when taken as prescribed	1364	7.4%
5	I am not interested in either daily oral PrEP or long-acting injectable PrEP	492	2.7%
Sysmiss		19055	

Warning: these figures indicate the number of cases found in the data file. They cannot be interpreted as summary statistics of the population of interest.

File : AHRI.PIP.DREAMS_Componant.PersonalInformation.2019.v1

project_id: REDCap Project Identifier

Information	[Type= discrete] [Format=numeric] [Range= 419-419] [Missing=*]
Statistics [NW/ W]	[Valid=37607 /-] [Invalid=0 /-]

event_id: REDCap Event Identifier

Information	[Type= discrete] [Format=numeric] [Range= 1158-1158] [Missing=*]
Statistics [NW/ W]	[Valid=37607 /-] [Invalid=0 /-]

cohort: Cohort Description

Information	[Type= discrete] [Format=character] [Missing=*]
Statistics [NW/ W]	[Valid=37607 /-] [Invalid=0 /-]

round: Round Description

Information	[Type= discrete] [Format=character] [Missing=*]
Statistics [NW/ W]	[Valid=37607 /-] [Invalid=0 /-]

IIntId: Individual ID

Information	[Type= continuous] [Format=numeric] [Range= 17-241036] [Missing=*]
Statistics [NW/ W]	[Valid=37607 /-] [Invalid=0 /-] [Mean=81987.51 /-] [StdDev=55409.199 /-]

BSIntId: BSID

Information	[Type= continuous] [Format=numeric] [Range= 11-92917] [Missing=*]
Statistics [NW/ W]	[Valid=36063 /-] [Invalid=1544 /-] [Mean=10011.568 /-] [StdDev=13168.572 /-]

urban_or_rural: Is BSID location categorised as urban or rural?

Information	[Type= discrete] [Format=character] [Missing=*]
Statistics [NW/ W]	[Valid=36054 /-] [Invalid=0 /-]

HHIntId: HHID

Information	[Type= continuous] [Format=numeric] [Range= 11-43677] [Missing=*]
Statistics [NW/ W]	[Valid=36054 /-] [Invalid=1553 /-] [Mean=12936.49 /-] [StdDev=10830.833 /-]

isigodi: Isigodi Name

Information	[Type= discrete] [Format=character] [Missing=*]
Statistics [NW/ W]	[Valid=36054 /-] [Invalid=0 /-]

municname: Municipality Name

Information	[Type= discrete] [Format=character] [Missing=*]
Statistics [NW/ W]	[Valid=35593 /-] [Invalid=0 /-]

wardno: Ward Number

Information	[Type= discrete] [Format=numeric] [Range= 1-20] [Missing=*]
Statistics [NW/ W]	[Valid=35593 /-] [Invalid=2014 /-]

pd_dob: Date Of Birth

Information	[Type= discrete] [Format=character] [Missing=*]
Statistics [NW/ W]	[Valid=37607 /-]

pd_age: Age

Information	[Type= discrete] [Format=character] [Missing=*]
-------------	---

File : AHRI.PIP.DREAMS_Componant.PersonalInformation.2019.v1

pd_age: Age

Statistics [NW/ W] [Valid=19756 /-] [Invalid=0 /-]

pd_sex: Sex

Information [Type= discrete] [Format=numeric] [Range= 1-2] [Missing=*]

Statistics [NW/ W] [Valid=37606 /-] [Invalid=1 /-]

Value	Label	Cases	Percentage
1	Male	15766	41.9%
2	Female	21840	58.1%
Sysmiss		1	

Warning: these figures indicate the number of cases found in the data file. They cannot be interpreted as summary statistics of the population of interest.

File : AHRI.PIP.DREAMS_Componant.SexualRelatInterviewer.2019.v1

project_id: REDCap Project Identifier

Information	[Type= discrete] [Format=numeric] [Range= 419-419] [Missing=*]
Statistics [NW/ W]	[Valid=37607 /-] [Invalid=0 /-]

event_id: REDCap Event Identifier

Information	[Type= discrete] [Format=numeric] [Range= 1158-1158] [Missing=*]
Statistics [NW/ W]	[Valid=37607 /-] [Invalid=0 /-]

cohort: Cohort Description

Information	[Type= discrete] [Format=character] [Missing=*]
Statistics [NW/ W]	[Valid=37607 /-] [Invalid=0 /-]

round: Round Description

Information	[Type= discrete] [Format=character] [Missing=*]
Statistics [NW/ W]	[Valid=37607 /-] [Invalid=0 /-]

IIntId: Individual ID

Information	[Type= continuous] [Format=numeric] [Range= 17-241036] [Missing=*]
Statistics [NW/ W]	[Valid=37607 /-] [Invalid=0 /-] [Mean=81987.51 /-] [StdDev=55409.199 /-]

sr_part_req_filed: Did the participant request the fieldworker to record the sexual behaviour quest

Information	[Type= discrete] [Format=numeric] [Range= 0-98] [Missing=*]
Statistics [NW/ W]	[Valid=14321 /-] [Invalid=23286 /-]

Value	Label	Cases	Percentage
0	No, I have never had it	0	
1	Yes	2364	16.5%
2	No	11957	83.5%
3	Yes, but not sure about the exact age	0	
93	Prefer not to answer	0	
95	Not had sex with this partner in the last 4 weeks	0	
98	Don't know	0	
Sysmiss		23286	

Warning: these figures indicate the number of cases found in the data file. They cannot be interpreted as summary statistics of the population of interest.

sr_part_req_filed_reas: If No; give the reason?

Information	[Type= discrete] [Format=character] [Missing=*]
Statistics [NW/ W]	[Valid=1224 /-] [Invalid=0 /-]

sr_share_agefather: Are you willing to share how old were you the first time you made someone pregna

Information	[Type= continuous] [Format=numeric] [Range= 1-93] [Missing=*]
Statistics [NW/ W]	[Valid=1940 /-] [Invalid=35667 /-] [Mean=12.071 /-] [StdDev=29.251 /-]

sr_agefather: How old were you when you first made someone pregnant?

Information	[Type= discrete] [Format=character] [Missing=*]
Statistics [NW/ W]	[Valid=847 /-] [Invalid=0 /-]

sr_share_numchildfath: Are you willing to share the number of children you have you fathered?

Information	[Type= discrete] [Format=numeric] [Range= 0-98] [Missing=*]
Statistics [NW/ W]	[Valid=1950 /-] [Invalid=35657 /-]

File : AHRI.PIP.DREAMS_Componant.SexualRelatInterviewer.2019.v1

sr_share_numchildfath: Are you willing to share the number of children you have you fathered?

Value	Label	Cases	Percentage
0	No, I have never had it	0	
1	Yes	1500	76.9%
2	No	393	20.2%
3	Yes, but not sure about the exact age	0	
93	Prefer not to answer	57	2.9%
95	Not had sex with this partner in the last 4 weeks	0	
98	Don't know	0	
Sysmiss		35657	

Warning: these figures indicate the number of cases found in the data file. They cannot be interpreted as summary statistics of the population of interest.

sr_circum_where: Where were you circumcised?

Information	[Type= discrete] [Format=numeric] [Range= 1-96] [Missing=*]
Statistics [NW/ W]	[Valid=2268 /-] [Invalid=35339 /-]

Value	Label	Cases	Percentage
1	Health facility	2166	95.5%
2	Mountain	60	2.6%
3	Church	31	1.4%
96	Other, specify	11	0.5%
Sysmiss		35339	

Warning: these figures indicate the number of cases found in the data file. They cannot be interpreted as summary statistics of the population of interest.

sr_circum_whereoth: Please specify more details on where you were circumcised:

Information	[Type= discrete] [Format=character] [Missing=*]
Statistics [NW/ W]	[Valid=11 /-] [Invalid=0 /-]

sr_currpregnant: Are you currently pregnant?

Information	[Type= discrete] [Format=numeric] [Range= 0-98] [Missing=*]
Statistics [NW/ W]	[Valid=9222 /-] [Invalid=28385 /-]

Value	Label	Cases	Percentage
0	No, I have never had it	0	
1	Yes	343	3.7%
2	No	8420	91.3%
3	Yes, but not sure about the exact age	0	
93	Prefer not to answer	441	4.8%
95	Not had sex with this partner in the last 4 weeks	0	
98	Don't know	18	0.2%
Sysmiss		28385	

Warning: these figures indicate the number of cases found in the data file. They cannot be interpreted as summary statistics of the population of interest.




sr_share_agepregnant: Are you willing to share how old were you the first time you got pregnant?

Information	[Type= discrete] [Format=numeric] [Range= 0-98] [Missing=*]
Statistics [NW/ W]	[Valid=6504 /-] [Invalid=31103 /-]

Value	Label	Cases	Percentage
0	No, I have never had it	0	

File : AHRI.PIP.DREAMS_Componant.SexualRelatInterviewer.2019.v1

sr_share_agepregnant: Are you willing to share how old were you the first time you got pregnant?

Value	Label	Cases	Percentage
1	Yes	3634	 55.9%
2	No	2356	 36.2%
3	Yes, but not sure about the exact age	0	
93	Prefer not to answer	514	 7.9%
95	Not had sex with this partner in the last 4 weeks	0	
98	Don't know	0	
Sysmiss		31103	

Warning: these figures indicate the number of cases found in the data file. They cannot be interpreted as summary statistics of the population of interest.

sr_agepregnant: How old were you the first time you got pregnant? [age in years]

Information	[Type= discrete] [Format=character] [Missing=*]
Statistics [NW/ W]	[Valid=3635 /-] [Invalid=0 /-]

sr_times_pregnant: How many times have you been pregnant? (including pregnancies that did not go to




Information	[Type= discrete] [Format=character] [Missing=*]
Statistics [NW/ W]	[Valid=6408 /-] [Invalid=0 /-]

sr_times_birth: How many times have you given birth? (include both live births and stillbirths.

Information	[Type= discrete] [Format=character] [Missing=*]
Statistics [NW/ W]	[Valid=6410 /-] [Invalid=0 /-]

sr_areusemeth_avoidpreg: Are you currently using any contraceptive methods to prevent pregnancy?

Information	[Type= discrete] [Format=numeric] [Range= 0-98] [Missing=*]
Statistics [NW/ W]	[Valid=8434 /-] [Invalid=29173 /-]

Value	Label	Cases	Percentage
0	No, I have never had it	0	
1	Yes	1936	 23.0%
2	No	6212	 73.7%
3	Yes, but not sure about the exact age	0	
93	Prefer not to answer	286	 3.4%
95	Not had sex with this partner in the last 4 weeks	0	
98	Don't know	0	
Sysmiss		29173	


Warning: these figures indicate the number of cases found in the data file. They cannot be interpreted as summary statistics of the population of interest.

sr_currmeth_otherspec: Other method, please specify:

Information	[Type= discrete] [Format=character] [Missing=*]
Statistics [NW/ W]	[Valid=6 /-] [Invalid=0 /-]

sr_meth_avoidpreg12mth_0: Which methods were you using?

Information	[Type= discrete] [Format=numeric] [Range= 0-96] [Missing=*]
Statistics [NW/ W]	[Valid=13 /-] [Invalid=37594 /-]

Value	Label	Cases	Percentage
0	None	13	 100.0%
1	Male condom	0	
2	Female condom	0	

File : AHRI.PIP.DREAMS_Componant.SexualRelatInterviewer.2019.v1

sr_meth_avoidpreg12mth_0: Which methods were you using?

Value	Label	Cases	Percentage
3	Female sterilization (tubal ligation)	0	
4	Male sterilization (vasectomy)	0	
5	IUD/loop	0	
6	Injectable contraceptives	0	
7	Implants	0	
8	Oral contraceptive pills	0	
9	Douching after sex	0	
10	Traditional methods	0	
93	Prefer not to answer	0	
96	Other, specify	0	
Sysmiss		37594	

Warning: these figures indicate the number of cases found in the data file. They cannot be interpreted as summary statistics of the population of interest.

sr_meth_avoidpreg12mth_1: Which methods were you using?

Information	[Type= discrete] [Format=numeric] [Range= 0-96] [Missing=*]
Statistics [NW/ W]	[Valid=645 /-] [Invalid=36962 /-]

Value	Label	Cases	Percentage
0	None	0	
1	Male condom	645	100.0%
2	Female condom	0	
3	Female sterilization (tubal ligation)	0	
4	Male sterilization (vasectomy)	0	
5	IUD/loop	0	
6	Injectable contraceptives	0	
7	Implants	0	
8	Oral contraceptive pills	0	
9	Douching after sex	0	
10	Traditional methods	0	
93	Prefer not to answer	0	
96	Other, specify	0	
Sysmiss		36962	

Warning: these figures indicate the number of cases found in the data file. They cannot be interpreted as summary statistics of the population of interest.

sr_meth_avoidpreg12mth_2: Which methods were you using?

Information	[Type= discrete] [Format=numeric] [Range= 0-96] [Missing=*]
Statistics [NW/ W]	[Valid=15 /-] [Invalid=37592 /-]

Value	Label	Cases	Percentage
0	None	0	
1	Male condom	0	
2	Female condom	15	100.0%
3	Female sterilization (tubal ligation)	0	
4	Male sterilization (vasectomy)	0	
5	IUD/loop	0	
6	Injectable contraceptives	0	

File : AHRI.PIP.DREAMS_Componant.SexualRelatInterviewer.2019.v1

sr_meth_avoidpreg12mth_2: Which methods were you using?

Value	Label	Cases	Percentage
7	Implants	0	
8	Oral contraceptive pills	0	
9	Douching after sex	0	
10	Traditional methods	0	
93	Prefer not to answer	0	
96	Other, specify	0	
Sysmiss		37592	

Warning: these figures indicate the number of cases found in the data file. They cannot be interpreted as summary statistics of the population of interest.

sr_meth_avoidpreg12mth_3: Which methods were you using?

Information	[Type= discrete] [Format=numeric] [Range= 0-96] [Missing=*]
Statistics [NW/ W]	[Valid=46 /-] [Invalid=37561 /-]

Value	Label	Cases	Percentage
0	None	0	
1	Male condom	0	
2	Female condom	0	
3	Female sterilization (tubal ligation)	46	100.0%
4	Male sterilization (vasectomy)	0	
5	IUD/loop	0	
6	Injectable contraceptives	0	
7	Implants	0	
8	Oral contraceptive pills	0	
9	Douching after sex	0	
10	Traditional methods	0	
93	Prefer not to answer	0	
96	Other, specify	0	
Sysmiss		37561	

Warning: these figures indicate the number of cases found in the data file. They cannot be interpreted as summary statistics of the population of interest.

sr_meth_avoidpreg12mth_4: Which methods were you using?

Information	[Type= discrete] [Format=numeric] [Range= 0-96] [Missing=*]
Statistics [NW/ W]	[Valid=3 /-] [Invalid=37604 /-]

Value	Label	Cases	Percentage
0	None	0	
1	Male condom	0	
2	Female condom	0	
3	Female sterilization (tubal ligation)	0	
4	Male sterilization (vasectomy)	3	100.0%
5	IUD/loop	0	
6	Injectable contraceptives	0	
7	Implants	0	
8	Oral contraceptive pills	0	
9	Douching after sex	0	
10	Traditional methods	0	

File : AHRI.PIP.DREAMS_Componant.SexualRelatInterviewer.2019.v1

sr_meth_avoidpreg12mth_4: Which methods were you using?

Value	Label	Cases	Percentage
93	Prefer not to answer	0	
96	Other, specify	0	
Sysmiss		37604	

Warning: these figures indicate the number of cases found in the data file. They cannot be interpreted as summary statistics of the population of interest.

sr_meth_avoidpreg12mth_5: Which methods were you using?

Information	[Type= discrete] [Format=numeric] [Range= 0-96] [Missing=*]
Statistics [NW/ W]	[Valid=24 /-] [Invalid=37583 /-]

Value	Label	Cases	Percentage
0	None	0	
1	Male condom	0	
2	Female condom	0	
3	Female sterilization (tubal ligation)	0	
4	Male sterilization (vasectomy)	0	
5	IUD/loop	24	100.0%
6	Injectable contraceptives	0	
7	Implants	0	
8	Oral contraceptive pills	0	
9	Douching after sex	0	
10	Traditional methods	0	
93	Prefer not to answer	0	
96	Other, specify	0	
Sysmiss		37583	

Warning: these figures indicate the number of cases found in the data file. They cannot be interpreted as summary statistics of the population of interest.

sr_meth_avoidpreg12mth_6: Which methods were you using?

Information	[Type= discrete] [Format=numeric] [Range= 0-96] [Missing=*]
Statistics [NW/ W]	[Valid=776 /-] [Invalid=36831 /-]

Value	Label	Cases	Percentage
0	None	0	
1	Male condom	0	
2	Female condom	0	
3	Female sterilization (tubal ligation)	0	
4	Male sterilization (vasectomy)	0	
5	IUD/loop	0	
6	Injectable contraceptives	776	100.0%
7	Implants	0	
8	Oral contraceptive pills	0	
9	Douching after sex	0	
10	Traditional methods	0	
93	Prefer not to answer	0	
96	Other, specify	0	
Sysmiss		36831	

Warning: these figures indicate the number of cases found in the data file. They cannot be interpreted as summary statistics of the population of interest.

File : AHRI.PIP.DREAMS_Componant.SexualRelatInterviewer.2019.v1

sr_meth_avoidpreg12mth_7: Which methods were you using?

Information [Type= discrete] [Format=numeric] [Range= 0-96] [Missing=*]

Statistics [NW/ W] [Valid=125 /-] [Invalid=37482 /-]

Value	Label	Cases	Percentage
0	None	0	
1	Male condom	0	
2	Female condom	0	
3	Female sterilization (tubal ligation)	0	
4	Male sterilization (vasectomy)	0	
5	IUD/loop	0	
6	Injectable contraceptives	0	
7	Implants	125	100.0%
8	Oral contraceptive pills	0	
9	Douching after sex	0	
10	Traditional methods	0	
93	Prefer not to answer	0	
96	Other, specify	0	
Sysmiss		37482	

Warning: these figures indicate the number of cases found in the data file. They cannot be interpreted as summary statistics of the population of interest.

sr_meth_avoidpreg12mth_8: Which methods were you using?

Information [Type= discrete] [Format=numeric] [Range= 0-96] [Missing=*]

Statistics [NW/ W] [Valid=78 /-] [Invalid=37529 /-]

Value	Label	Cases	Percentage
0	None	0	
1	Male condom	0	
2	Female condom	0	
3	Female sterilization (tubal ligation)	0	
4	Male sterilization (vasectomy)	0	
5	IUD/loop	0	
6	Injectable contraceptives	0	
7	Implants	0	
8	Oral contraceptive pills	78	100.0%
9	Douching after sex	0	
10	Traditional methods	0	
93	Prefer not to answer	0	
96	Other, specify	0	
Sysmiss		37529	

Warning: these figures indicate the number of cases found in the data file. They cannot be interpreted as summary statistics of the population of interest.

sr_meth_avoidpreg12mth_9: Which methods were you using?

Information [Type= discrete] [Format=numeric] [Range= 0-96] [Missing=*]

Statistics [NW/ W] [Valid=1 /-] [Invalid=37606 /-]

Value	Label	Cases	Percentage
0	None	0	

File : AHRI.PIP.DREAMS_Componant.SexualRelatInterviewer.2019.v1

sr_meth_avoidpreg12mth_9: Which methods were you using?

Value	Label	Cases	Percentage
1	Male condom	0	
2	Female condom	0	
3	Female sterilization (tubal ligation)	0	
4	Male sterilization (vasectomy)	0	
5	IUD/loop	0	
6	Injectable contraceptives	0	
7	Implants	0	
8	Oral contraceptive pills	0	
9	Douching after sex	1	100.0%
10	Traditional methods	0	
93	Prefer not to answer	0	
96	Other, specify	0	
Sysmiss		37606	

Warning: these figures indicate the number of cases found in the data file. They cannot be interpreted as summary statistics of the population of interest.

sr_meth_avoidpreg12mth_93: Which methods were you using?

Information	[Type= discrete] [Format=numeric] [Range= 0-96] [Missing=*]
Statistics [NW/ W]	[Valid=2 /-] [Invalid=37605 /-]

Value	Label	Cases	Percentage
0	None	0	
1	Male condom	0	
2	Female condom	0	
3	Female sterilization (tubal ligation)	0	
4	Male sterilization (vasectomy)	0	
5	IUD/loop	0	
6	Injectable contraceptives	0	
7	Implants	0	
8	Oral contraceptive pills	0	
9	Douching after sex	0	
10	Traditional methods	0	
93	Prefer not to answer	2	100.0%
96	Other, specify	0	
Sysmiss		37605	

Warning: these figures indicate the number of cases found in the data file. They cannot be interpreted as summary statistics of the population of interest.

sr_meth_avoidpreg12mth_96: Which methods were you using?

Information	[Type= discrete] [Format=numeric] [Range= 0-96] [Missing=*]
Statistics [NW/ W]	[Valid=3 /-] [Invalid=37604 /-]

Value	Label	Cases	Percentage
0	None	0	
1	Male condom	0	
2	Female condom	0	
3	Female sterilization (tubal ligation)	0	
4	Male sterilization (vasectomy)	0	

File : AHRI.PIP.DREAMS_Componant.SexualRelatInterviewer.2019.v1

sr_meth_avoidpreg12mth_96: Which methods were you using?

Value	Label	Cases	Percentage
5	IUD/loop	0	
6	Injectable contraceptives	0	
7	Implants	0	
8	Oral contraceptive pills	0	
9	Douching after sex	0	
10	Traditional methods	0	
93	Prefer not to answer	0	
96	Other, specify	3	100.0%
Sysmiss		37604	

Warning: these figures indicate the number of cases found in the data file. They cannot be interpreted as summary statistics of the population of interest.

sr_meth_otherspec12mth: Other method, please specify:

Information	[Type= discrete] [Format=character] [Missing=*]
Statistics [NW/ W]	[Valid=3 /-] [Invalid=0 /-]

partic_capable_self_int: Was the participant assessed capable to complete Self Filled section?

Information	[Type= discrete] [Format=numeric] [Range= 0-98] [Missing=*]
Statistics [NW/ W]	[Valid=14347 /-] [Invalid=23260 /-]

Value	Label	Cases	Percentage
0	No, I have never had it	0	
1	Yes	7393	51.5%
2	No	6954	48.5%
3	Yes, but not sure about the exact age	0	
93	Prefer not to answer	0	
95	Not had sex with this partner in the last 4 weeks	0	
98	Don't know	0	
Sysmiss		23260	

Warning: these figures indicate the number of cases found in the data file. They cannot be interpreted as summary statistics of the population of interest.

File : AHRI.PIP.DREAMS_Componant.SexualRelatSelFilled.2019.v1

project_id: REDCap Project Identifier

Information	[Type= discrete] [Format=numeric] [Range= 419-419] [Missing=*]
Statistics [NW/ W]	[Valid=37607 /-] [Invalid=0 /-]

event_id: REDCap Event Identifier

Information	[Type= discrete] [Format=numeric] [Range= 1158-1158] [Missing=*]
Statistics [NW/ W]	[Valid=37607 /-] [Invalid=0 /-]

cohort: Cohort Description

Information	[Type= discrete] [Format=character] [Missing=*]
Statistics [NW/ W]	[Valid=37607 /-] [Invalid=0 /-]

round: Round Description

Information	[Type= discrete] [Format=character] [Missing=*]
Statistics [NW/ W]	[Valid=37607 /-] [Invalid=0 /-]

IIntId: Individual ID

Information	[Type= continuous] [Format=numeric] [Range= 17-241036] [Missing=*]
Statistics [NW/ W]	[Valid=37607 /-] [Invalid=0 /-] [Mean=81987.51 /-] [StdDev=55409.199 /-]

srs_usecondomlasttime: Did you use a condom the LAST time you had sex (whether it was forced or agreed)

Information	[Type= discrete] [Format=numeric] [Range= 0-98] [Missing=*]
Statistics [NW/ W]	[Valid=10120 /-] [Invalid=27487 /-]

Value	Label	Cases	Percentage
0	No, I have never had it	0	
1	Yes	3473	34.3%
2	No	6017	59.5%
3	Yes, but not sure about the exact age	0	
93	Prefer not to answer	630	6.2%
95	Not had sex with this partner in the last 4 weeks	0	
98	Don't know	0	
Sysmiss		27487	

Warning: these figures indicate the number of cases found in the data file. They cannot be interpreted as summary statistics of the population of interest.

srs_sv_want_tobe_contact: Would you like to be contacted to discuss the sexual/physical violence?

Information	[Type= discrete] [Format=numeric] [Range= 0-98] [Missing=*]
Statistics [NW/ W]	[Valid=19207 /-] [Invalid=18400 /-]

Value	Label	Cases	Percentage
0	No, I have never had it	0	
1	Yes	1173	6.1%
2	No	18034	93.9%
3	Yes, but not sure about the exact age	0	
93	Prefer not to answer	0	
95	Not had sex with this partner in the last 4 weeks	0	
98	Don't know	0	
Sysmiss		18400	

Warning: these figures indicate the number of cases found in the data file. They cannot be interpreted as summary statistics of the population of interest.

File : AHRI.PIP.DREAMS_Componant.SexualRelatSelFilled.2019.v1

srs_sv_urgent_contact: Please confirm that you would like urgent contact (within 3 days) to discuss sex

Information [Type= discrete] [Format=numeric] [Range= 0-98] [Missing=*]

Statistics [NW/ W] [Valid=1174 /-] [Invalid=36433 /-]

Value	Label	Cases	Percentage
0	No, I have never had it	0	
1	Yes	1148	97.8%
2	No	26	2.2%
3	Yes, but not sure about the exact age	0	
93	Prefer not to answer	0	
95	Not had sex with this partner in the last 4 weeks	0	
98	Don't know	0	
Sysmiss		36433	

Warning: these figures indicate the number of cases found in the data file. They cannot be interpreted as summary statistics of the population of interest.

srs_sv_contact_method: Please tell us how you would like us to contact you:

Information [Type= discrete] [Format=numeric] [Range= 1-2] [Missing=*]

Statistics [NW/ W] [Valid=1173 /-] [Invalid=36434 /-]

Value	Label	Cases	Percentage
1	Phone call	65	5.5%
2	Home visit by Social Worker	1108	94.5%
Sysmiss		36434	

Warning: these figures indicate the number of cases found in the data file. They cannot be interpreted as summary statistics of the population of interest.

srs_sv_additional_info: Is there anything else we need to know - please enter it here:

Information [Type= discrete] [Format=character] [Missing=*]

Statistics [NW/ W] [Valid=1146 /-]

srs_sv_contact_status: Contact request status

Information [Type= discrete] [Format=character] [Missing=*]

Statistics [NW/ W] [Valid=0 /-] [Invalid=0 /-]