

South Africa

**Emily Wong, AHRI/MGH
Mark Siedner, AHRI/MGH
Thumbi N'dungu, AHRI
Willem Hanekom, AHRI
Kobus Herbst, AHRI**

Vukuzazi Recruitment and Health Camp Data.2021

Study Documentation

March 18, 2026

Metadata Production

| | |
|-----------------------------|---|
| Metadata Producer(s) | Africa Health Research Institute (AHRI) |
| Identification | DDI.AHRI.Vukuzazi.2021 |

Table of Contents

| | |
|--|-----|
| Overview | 4 |
| Scope & Coverage | 4 |
| Producers & Sponsors | 5 |
| Sampling | 5 |
| Data Collection | 5 |
| Accessibility | 5 |
| Files Description | 7 |
| AHRI.Vukuzazi.AsthmaCOPD.2021.V2.01 | 7 |
| AHRI.Vukuzazi.ChestXray.2021.V2.01 | 7 |
| AHRI.Vukuzazi.HIV.2021.V2.01 | 7 |
| AHRI.Vukuzazi.HomeRecruitment.2021.V2.01 | 7 |
| AHRI.Vukuzazi.Individuals.2021.V2.01 | 7 |
| AHRI.Vukuzazi.LabResults.2021.V2.01 | 7 |
| AHRI.Vukuzazi.Measurements.2021.V2.01 | 7 |
| AHRI.Vukuzazi.MedicalProblems.2021.V2.01 | 7 |
| AHRI.Vukuzazi.NCDHistory.2021.V2.01 | 7 |
| AHRI.Vukuzazi.QualityOfLife.2021.V2.01 | 8 |
| AHRI.Vukuzazi.TB.2021.V2.01 | 8 |
| AHRI.Vukuzazi.TobaccoAndAlcohol.2021.V2.01 | 8 |
| AHRI.Vukuzazi.HomeRecruitment.2021.V2.02 | 8 |
| AHRI.Vukuzazi.Individuals.2021.V2.02 | 8 |
| Variables List | 9 |
| AHRI.Vukuzazi.AsthmaCOPD.2021.V2.01 | 9 |
| AHRI.Vukuzazi.ChestXray.2021.V2.01 | 9 |
| AHRI.Vukuzazi.HIV.2021.V2.01 | 12 |
| AHRI.Vukuzazi.HomeRecruitment.2021.V2.01 | 14 |
| AHRI.Vukuzazi.Individuals.2021.V2.01 | 16 |
| AHRI.Vukuzazi.LabResults.2021.V2.01 | 17 |
| AHRI.Vukuzazi.Measurements.2021.V2.01 | 18 |
| AHRI.Vukuzazi.MedicalProblems.2021.V2.01 | 20 |
| AHRI.Vukuzazi.NCDHistory.2021.V2.01 | 21 |
| AHRI.Vukuzazi.QualityOfLife.2021.V2.01 | 24 |
| AHRI.Vukuzazi.TB.2021.V2.01 | 24 |
| AHRI.Vukuzazi.TobaccoAndAlcohol.2021.V2.01 | 26 |
| AHRI.Vukuzazi.HomeRecruitment.2021.V2.02 | 30 |
| AHRI.Vukuzazi.Individuals.2021.V2.02 | 32 |
| Variables Description | 34 |
| AHRI.Vukuzazi.AsthmaCOPD.2021.V2.01 | 35 |
| AHRI.Vukuzazi.ChestXray.2021.V2.01 | 37 |
| AHRI.Vukuzazi.HIV.2021.V2.01 | 56 |
| AHRI.Vukuzazi.HomeRecruitment.2021.V2.01 | 62 |
| AHRI.Vukuzazi.Individuals.2021.V2.01 | 75 |
| AHRI.Vukuzazi.LabResults.2021.V2.01 | 78 |
| AHRI.Vukuzazi.Measurements.2021.V2.01 | 90 |
| AHRI.Vukuzazi.MedicalProblems.2021.V2.01 | 97 |
| AHRI.Vukuzazi.NCDHistory.2021.V2.01 | 99 |
| AHRI.Vukuzazi.QualityOfLife.2021.V2.01 | 114 |
| AHRI.Vukuzazi.TB.2021.V2.01 | 116 |
| AHRI.Vukuzazi.TobaccoAndAlcohol.2021.V2.01 | 128 |
| AHRI.Vukuzazi.HomeRecruitment.2021.V2.02 | 137 |
| AHRI.Vukuzazi.Individuals.2021.V2.02 | 149 |

Vukuzazi Recruitment and Health Camp Data.2021

| Overview | |
|--|--|
| Identification | AHRI.Vukuzazi.2021 |
| Version | V2.02.0 |
| <p>Abstract</p> <p>In response to the challenge posed by the intersection of the HIV, TB and NCD epidemics, AHRI partnered with the uMkhanyakude community and local public health system in 2018 to build upon the existing wealth of demographic and health information that had been collected over the last 16 years. The project aimed at adding an ambitious program that would survey the state of the community's health using mobile clinics, screen for the most important infectious and non-communicable diseases and refer newly diagnosed cases for treatment, and obtain a broad range of population-based biological samples to support cutting-edge research on the relationship between host, pathogens and non-communicable diseases. Most importantly, this work would lay the groundwork for ongoing longitudinal projects that would span basic biological investigation, experimental medicine and implementation science to improve human health in the uMkhanyakude district and the broader community.</p> <p>Vukuzazi three key new activities were:</p> <ol style="list-style-type: none"> 1. Health and disease characterization. Efforts to characterize disease would focus on the most prevalent and highest priority infectious (HIV and tuberculosis) and non-communicable diseases (hypertension and diabetes). By identifying the most significant diseases and performing population-based screening, we hoped to identify the ways in which these conditions impacted our population and interacted with each other. Our strategy attempted to balance comprehensiveness with efficiency by making measurements and providing testing for key conditions while collecting samples that would allow future characterization of additional diseases as more funds and novel tests became available. 2. Biological sampling and biobanking. Collection, processing, storage and analysis of high-quality biological specimens from a population-based cohort of individuals with accurate health and disease characterization would be a key achievement of Vukuzazi that would create a foundational resource for scientific and health research. 3. Community and participant consent for genetic testing and longitudinal follow-up. <p>Together these would create a platform for population-based 'omics study of infectious and non-communicable diseases and laid the groundwork for longitudinal and case-control studies of specific states of disease and health. Additionally, Vukuzazi would provide an important baseline for future implementation science / public health projects and a framework for the implementation of individual and population level health interventions that would be designed in response to the initial survey. In addition, the programme would consolidate the individual-level service delivery data on primary health care clinic and hospital attendances and linkage of these data to the data obtained from the health and disease characterization at the mobile clinic.</p> | |
| Kind of Data | 1. Household recruitment data, 2. Health camp survey data, (a) Past and current medical history, (b) Tuberculosis symptoms, (c) Alcohol and tobacco use, Quality of life, Medications, 3. Biometrics; (a) Blood pressure, (b) Blood pressure, (b) Anthropomorphic data, 4. Laboratory result; (a) HIV testing, including viral load and CD4 count, (b) Hemoglobin A1c, 5. Chest X-ray result, 6. No-response wait variable |
| Unit of Analysis | Each unit of observation (row) in the dataset includes one individual in the Population Intervention Platform |
| Scope & Coverage | |
| Keywords | HIV infection; tuberculosis; non-communicable diseases; South Africa; population health; demographic and health survey; biobank |
| Topics | HIV infection; tuberculosis; non-communicable diseases; South Africa; population health; demographic and health survey; biobank |

| | |
|---|--------------|
| Time Period(s) | 2018-2020 |
| Countries | South Africa |
| Geographic Coverage uMkhanyakude district in northern KwaZulu-Natal | |
| Universe All adults aged 15 and greater who are resident members of households in the AHRI DSS area | |

| Producers & Sponsors | |
|---------------------------------|---|
| Primary Investigator(s) | Emily Wong, AHRI/MGH Mark Siedner, AHRI/MGH Thumbi N'dungu, AHRI Willem Hanekom, AHRI Kobus Herbst, AHRI |
| Other Producer(s) | Africa Health Research Institute (AHRI) |
| Funding Agency/ies | Wellcome Trust (WT) , Core funding SAPRIN (SAPRIN) |
| Other Acknowledgment(s) | Dickman Gareta , Head of Research Data Management , Africa Health Research Institute Tshwaraganang Modise , Data management, data cleaning , Africa Health Research Institute Jaco Dreyer , Data management, data cleaning , Africa Health Research Institute Siyabonga Nxumalo , Data management, data cleaning , Africa Health Research Institute Sweetness Dube , Data documentation and archive , Africa Health Research Institute Resign Gunda , Programme management , Africa Health Research Institute Ashmika Surujdeen , Programme management , Africa Health Research Institute Olivier Koole , Programme management , Africa Health Research Institute Ngcebo Mhlongo , Study clinician , Africa Health Research Institute Sanah Bucico , Nurse lead , Africa Health Research Institute Thandeka Khoza , Clinical Research , Africa Health Research Institute Theresa Smit , Laboratory , Africa Health Research Institute Greg Ording , Laboratory , Africa Health Research Institute |

| Sampling |
|--|
| Sampling Procedure All individuals aged 15 years and older who are resident members of households in the DSS area were eligible to participate in the Vukuzazi Study. Consenting individuals who completed the health camp procedures during May 2018 - March 2020 are included in this dataset. |

| Data Collection | |
|------------------------------|------------------------------------|
| Data Collection Dates | start 2018-05-25 end 2020-03-13 |

| Accessibility |
|--|
| Access Conditions The representative of the Receiving Organization agrees to comply with the following conditions: |

1. Access to the restricted data will be limited to the Lead Researcher and other members of the research team listed in this request.
2. Copies of the restricted data or any data created on the basis of the original data will not be copied or made available to anyone other than those mentioned in this Data Access Agreement, unless formally authorized by the Data Archive.
3. The data will only be processed for the stated statistical and research purpose. They will be used for solely for reporting of aggregated information, and not for investigation of specific individuals or organizations. Data will not in any way be used for any administrative, proprietary or law enforcement purposes.
4. The Lead Researcher must state if it is their intention to match the restricted microdata with any other micro-dataset. If any matching is to take place, details must be provided of the datasets to be matched and of the reasons for the matching. Any datasets created as a result of matching will be considered to be restricted and must comply with the terms of this Data Access Agreement.
5. The Lead Researcher undertakes that no attempt will be made to identify any individual person, family, business, enterprise or organization. If such a unique disclosure is made inadvertently, no use will be made of the identity of any person or establishment discovered and full details will be reported to the Data Archive. The identification will not be revealed to any other person not included in the Data Access Agreement.
6. The Lead Researcher will implement security measures to prevent unauthorized access to licensed microdata acquired from the Data Archive. The microdata must be destroyed upon the completion of this research, unless the Data Archive obtains satisfactory guarantee that the data can be secured and provides written authorization to the Receiving Organization to retain them. Destruction of the microdata will be confirmed in writing by the Lead Researcher to the Data Archive.
7. Any books, articles, conference papers, theses, dissertations, reports, or other publications that employ data obtained from the Data Archive will cite the source of data in accordance with the citation requirement provided with the dataset.
8. An electronic copy of all reports and publications based on the requested data will be sent to the Data Archive.
9. The original collector of the data, the Data Archive, and the relevant funding agencies bear no responsibility for use of the data or for interpretations or inferences based upon such uses.
10. This agreement will come into force on the date that approval is given for access to the restricted dataset and remain in force until the completion date of the project or an earlier date if the project is completed ahead of time.
11. If there are any changes to the project specification, security arrangements, personnel or organization detailed in this application form, it is the responsibility of the Lead Researcher to seek the agreement of the Data Archive to these changes. Where there is a change to the employer organization of the Lead Researcher this will involve a new application being made and termination of the original project.
12. Breaches of the agreement will be taken seriously and the Data Archive will take action against those responsible for the lapse if willful or accidental. Failure to comply with the directions of the Data Archive will be deemed to be a major breach of the agreement and may involve recourse to legal proceedings. The Data Archive will maintain and share with partner data archives a register of those individuals and organizations which are responsible for breaching the terms of the Data Access Agreement and will impose sanctions on release of future data to these parties.

Citation Requirements

Wong, E. et al. (2021) "Vukuzazi Recruitment and Health Camp Data.2021." Africa Health Research Institute (AHRI). doi: 10.23664/AHRI.VUKUZAZI.2021

Files Description

Dataset contains 14 file(s)

| AHRI.Vukuzazi.AsthmaCOPD.2021.V2.01 | |
|--|-------|
| # Cases | 18025 |
| # Variable(s) | 8 |

| AHRI.Vukuzazi.ChestXray.2021.V2.01 | |
|---|-------|
| # Cases | 17334 |
| # Variable(s) | 85 |

| AHRI.Vukuzazi.HIV.2021.V2.01 | |
|-------------------------------------|-------|
| # Cases | 18025 |
| # Variable(s) | 30 |

| AHRI.Vukuzazi.HomeRecruitment.2021.V2.01 | |
|---|-------|
| # Cases | 38998 |
| # Variable(s) | 73 |

| AHRI.Vukuzazi.Individuals.2021.V2.01 | |
|---|-------|
| # Cases | 38994 |
| # Variable(s) | 13 |

| AHRI.Vukuzazi.LabResults.2021.V2.01 | |
|--|-------|
| # Cases | 17976 |
| # Variable(s) | 53 |

| AHRI.Vukuzazi.Measurements.2021.V2.01 | |
|--|-------|
| # Cases | 18041 |
| # Variable(s) | 44 |

| AHRI.Vukuzazi.MedicalProblems.2021.V2.01 | |
|---|-------|
| # Cases | 18025 |
| # Variable(s) | 20 |

| AHRI.Vukuzazi.NCDHistory.2021.V2.01 | |
|--|-------|
| # Cases | 18025 |

| | |
|---------------|----|
| # Variable(s) | 68 |
|---------------|----|

AHRI.Vukuzazi.QualityOfLife.2021.V2.01

| | |
|---------------|-------|
| # Cases | 15372 |
| # Variable(s) | 8 |

AHRI.Vukuzazi.TB.2021.V2.01

| | |
|---------------|-------|
| # Cases | 18033 |
| # Variable(s) | 55 |

AHRI.Vukuzazi.TobaccoAndAlcohol.2021.V2.01

| | |
|---------------|-------|
| # Cases | 18024 |
| # Variable(s) | 66 |

AHRI.Vukuzazi.HomeRecruitment.2021.V2.02

| | |
|---------------|-------|
| # Cases | 38998 |
| # Variable(s) | 71 |

AHRI.Vukuzazi.Individuals.2021.V2.02

| | |
|---------------|-------|
| # Cases | 38994 |
| # Variable(s) | 12 |

Variables List

Dataset contains 606 variable(s)

| File AHRI.Vukuzazi.AsthmaCOPD.2021.V2.01 | | | | | | | |
|--|-----------------------------|---|------------|--------------|-------|---------|----------|
| # | Name | Label | Type | Format | Valid | Invalid | Question |
| 1 | Individu .. | Vukuzazi unique Internal Id of Individual | continuous | numeric-12.0 | 18025 | 0 | - |
| 2 | VisitDate | Vukuzazi camp visit date | discrete | character-11 | 18025 | - | - |
| 3 | HighAsth .. | Have you ever been told by a doctor or other health worker that you have asthma o | discrete | numeric-12.0 | 18024 | 1 | - |
| 4 | HighAsth .. | Have you been told in the past 12 months? | discrete | numeric-12.0 | 531 | 17494 | - |
| 5 | HighhAst .. | In the past two weeks, have you taken any medication for asthma/COPD prescribed b | discrete | numeric-12.0 | 531 | 17494 | - |
| 6 | BreathSh .. | Do you have shortness of breath after exercise or physical activity? | discrete | numeric-12.0 | 17269 | 756 | - |
| 7 | WakeUpBr .. | Do you wake up at night because of difficulties in breathing/shortness of breath? | discrete | numeric-12.0 | 17270 | 755 | - |
| 8 | NightWhe .. | Do you experience wheezing at night? | discrete | numeric-12.0 | 17270 | 755 | - |

| File AHRI.Vukuzazi.ChestXray.2021.V2.01 | | | | | | | |
|---|-----------------------------|--|------------|--------------|-------|---------|----------|
| # | Name | Label | Type | Format | Valid | Invalid | Question |
| 1 | Individu .. | Vukuzazi unique Internal Id of Individual | continuous | numeric-12.0 | 17334 | 0 | - |
| 2 | ChestXra .. | Date when chest X ray was read | discrete | character-11 | 17334 | - | - |
| 3 | Radiolog .. | Radiologist Lung Field | discrete | numeric-12.0 | 17334 | 0 | - |
| 4 | PercRigh .. | What percentage of the RIGHT lung is involved? | continuous | numeric-12.0 | 1965 | 15369 | - |
| 5 | PercLeft .. | What percentage of the LEFT lung is involved? | continuous | numeric-12.0 | 1690 | 15644 | - |
| 6 | CxrRadio .. | Cxr Radiologist Conclusion | discrete | numeric-12.0 | 17334 | 0 | - |
| 7 | CxrRadio .. | Cxr Radiologist Diagnostic Other | discrete | character-15 | 2282 | 0 | - |
| 8 | ActiveTb .. | Active TB Deï-#nite vs. Probab | discrete | numeric-12.0 | 396 | 16938 | - |
| 9 | OldTbDef .. | Old TB Deï-#nite vs. Probab | discrete | numeric-12.0 | 2332 | 15002 | - |
| 10 | RadLeftL .. | Radiologist Left Lung Normal | discrete | numeric-12.0 | 948 | 16386 | - |
| 11 | RadLeftL .. | Radiologist Left Lung Consolidation | discrete | numeric-12.0 | 116 | 17218 | - |
| 12 | RadLeftL .. | Radiologist Left Lung Cavitation | discrete | numeric-12.0 | 184 | 17150 | - |

| File AHRI.Vukuzazi.ChestXray.2021.V2.01 | | | | | | | |
|--|----------------------------|--|----------|--------------|-------|---------|----------|
| # | Name | Label | Type | Format | Valid | Invalid | Question |
| 13 | RadLeftL.. | Radiologist Left Lung Nodules | discrete | numeric-12.0 | 1069 | 16265 | - |
| 14 | RadLeftL.. | Radiologist Left Lung Mass | discrete | numeric-12.0 | 65 | 17269 | - |
| 15 | RadLeftL.. | Radiologist Left Lung ReticularOpacities | discrete | numeric-12.0 | 74 | 17260 | - |
| 16 | RadLeftL.. | Radiologist Left Lung Fibrosis | discrete | numeric-12.0 | 1131 | 16203 | - |
| 17 | RadLeftL.. | Radiologist Left Lung Calcification | discrete | numeric-12.0 | 125 | 17209 | - |
| 18 | RadLeftL.. | Radiologist Left Lung Pleural Thickening | discrete | numeric-12.0 | 604 | 16730 | - |
| 19 | RadLeftL.. | Radiologist Left Lung PleuralEffusion | discrete | numeric-12.0 | 31 | 17303 | - |
| 20 | RadLeftL.. | Radiologist Left Lung Node Enlargement | discrete | numeric-12.0 | 23 | 17311 | - |
| 21 | RadLeftL.. | Radiologist Left Lung Other | discrete | numeric-12.0 | 126 | 17208 | - |
| 22 | RadRight.. | Radiologist Right Lung Normal | discrete | numeric-12.0 | 634 | 16700 | - |
| 23 | RadRight.. | Radiologist Right Lung Consolidation | discrete | numeric-12.0 | 126 | 17208 | - |
| 24 | RadRight.. | Radiologist Right Lung Cavitation | discrete | numeric-12.0 | 199 | 17135 | - |
| 25 | RadRight.. | Radiologist Right Lung Nodules | discrete | numeric-12.0 | 1112 | 16222 | - |
| 26 | RadRight.. | Radiologist Right Lung Mass | discrete | numeric-12.0 | 54 | 17280 | - |
| 27 | RadRight.. | Radiologist Right Lung ReticularOpacities | discrete | numeric-12.0 | 65 | 17269 | - |
| 28 | RadRight.. | Radiologist Right Lung Fibrosis | discrete | numeric-12.0 | 1407 | 15927 | - |
| 29 | RadRight.. | Radiologist Right Lung Calcification | discrete | numeric-12.0 | 127 | 17207 | - |
| 30 | RadRight.. | Radiologist Right Lung Pleural Thickening | discrete | numeric-12.0 | 638 | 16696 | - |
| 31 | RadRight.. | Radiologist Right Lung Pleural Effusion | discrete | numeric-12.0 | 32 | 17302 | - |
| 32 | RadRight.. | Radiologist Right Lung Node Enlargement | discrete | numeric-12.0 | 29 | 17305 | - |
| 33 | RadRight.. | Radiologist Right Lung Other | discrete | numeric-12.0 | 119 | 17215 | - |
| 34 | RadActiv.. | Radiologist Diagnostic ActiveTB | discrete | numeric-12.0 | 443 | 16891 | - |
| 35 | RadOldTB | Radiologist Diagnostic OldTB | discrete | numeric-12.0 | 2728 | 14606 | - |
| 36 | RadProba.. | Radiologist Diagnostic ProbableTB | discrete | numeric-12.0 | 6 | 17328 | - |
| 37 | RadOther.. | Radiologist Diagnostic Other Infection | discrete | numeric-12.0 | 140 | 17194 | - |
| 38 | RadInfla.. | Radiologist Diagnostic Inflammatory Disorder | discrete | numeric-12.0 | 144 | 17190 | - |

| File AHRI.Vukuzazi.ChestXray.2021.V2.01 | | | | | | | |
|--|----------------------------|---|----------|--------------|-------|---------|----------|
| # | Name | Label | Type | Format | Valid | Invalid | Question |
| 39 | RadNeopl.. | Radiologist Diagnostic Neoplasm | discrete | numeric-12.0 | 64 | 17270 | - |
| 40 | RadTrauma | Radiologist Diagnostic Trauma | discrete | numeric-12.0 | 127 | 17207 | - |
| 41 | RadConge.. | Radiologist Diagnostic CongenitalAbnormality | discrete | numeric-12.0 | 471 | 16863 | - |
| 42 | RadCardi.. | Radiologist Diagnostic CardiacDisorder | discrete | numeric-12.0 | 291 | 17043 | - |
| 43 | RadVascu.. | Radiologist Diagnostic VascularDisorder | discrete | numeric-12.0 | 666 | 16668 | - |
| 44 | RadDegen.. | Radiologist Diagnostic Degenerative Disorder | discrete | numeric-12.0 | 64 | 17270 | - |
| 45 | RadTBDia.. | Radiologist TB Diagnostic Other | discrete | numeric-12.0 | 369 | 16965 | - |
| 46 | MoLungFi.. | Medical Officer lung field | discrete | numeric-12.0 | 2123 | 15211 | - |
| 47 | CxrMoCon.. | Medical Officer CXR conclusion | discrete | numeric-12.0 | 2123 | 15211 | - |
| 48 | CxrMoDia.. | Medical Officer CXR other diagnosisic | discrete | numeric-12.0 | 0 | 17334 | - |
| 49 | CxrMoRep.. | Medical report CXR | discrete | character-20 | 145 | 0 | - |
| 50 | MOLeftLu.. | Medical Officer Left Lung Normal | discrete | numeric-12.0 | 133 | 17201 | - |
| 51 | MOLeftLu.. | Medical Officer Left Lung Consolidation | discrete | numeric-12.0 | 18 | 17316 | - |
| 52 | MOLeftLu.. | Medical Officer Left Lung Cavitation | discrete | numeric-12.0 | 40 | 17294 | - |
| 53 | MOLeftLu.. | Medical Officer Left Lung Nodules | discrete | numeric-12.0 | 24 | 17310 | - |
| 54 | MOLeftLu.. | Medical Officer Left Lung Mass | discrete | numeric-12.0 | 5 | 17329 | - |
| 55 | MOLeftLu.. | Medical Officer Left Lung Reticular Opacities | discrete | numeric-12.0 | 32 | 17302 | - |
| 56 | MOLeftLu.. | Medical Officer Left Lung Fibrosis | discrete | numeric-12.0 | 71 | 17263 | - |
| 57 | MOLeftLu.. | Medical Officer Left Lung calcification | discrete | numeric-12.0 | 25 | 17309 | - |
| 58 | MOLeftLu.. | Medical Officer Left Lung Pleural Thickening | discrete | numeric-12.0 | 28 | 17306 | - |
| 59 | MOLeftLu.. | Medical Officer Left Lung Pleural Effusion | discrete | numeric-12.0 | 8 | 17326 | - |
| 60 | MOLeftLu.. | Medical Officer Left Lung Node Enlargement | discrete | numeric-12.0 | 4 | 17330 | - |
| 61 | MOLeftLu.. | Medical Officer Left Lung Other | discrete | numeric-12.0 | 29 | 17305 | - |
| 62 | MORightL.. | Medical Officer Right Lung Normal | discrete | numeric-12.0 | 54 | 17280 | - |
| 63 | MORightL.. | Medical Officer Right Lung Consolidation | discrete | numeric-12.0 | 33 | 17301 | - |

| File AHRI.Vukuzazi.ChestXray.2021.V2.01 | | | | | | | |
|--|----------------------------|--|----------|--------------|-------|---------|----------|
| # | Name | Label | Type | Format | Valid | Invalid | Question |
| 64 | MORightL.. | Medical Officer Right Lung Cavitation | discrete | numeric-12.0 | 30 | 17304 | - |
| 65 | MORightL.. | Medical Officer Right Lung Nodules | discrete | numeric-12.0 | 33 | 17301 | - |
| 66 | MORightL.. | Medical Officer Right Lung Mass | discrete | numeric-12.0 | 13 | 17321 | - |
| 67 | MORightL.. | Medical Officer Right Lung ReticularOpacities | discrete | numeric-12.0 | 72 | 17262 | - |
| 68 | MORightL.. | Medical Officer Right Lung Fibrosis | discrete | numeric-12.0 | 111 | 17223 | - |
| 69 | MORightL.. | Medical Officer Right Lung Calcification | discrete | numeric-12.0 | 28 | 17306 | - |
| 70 | MORightL.. | Medical Officer Right Lung Pleural Thickening | discrete | numeric-12.0 | 44 | 17290 | - |
| 71 | MORightL.. | Medical Officer Right Lung Pleural Effusion | discrete | numeric-12.0 | 13 | 17321 | - |
| 72 | MORightL.. | Medical Officer Right Lung Node Enlargement | discrete | numeric-12.0 | 7 | 17327 | - |
| 73 | MOActiveTB | Medical Officer Diagnostic ActiveTB | discrete | numeric-12.0 | 46 | 17288 | - |
| 74 | MORightL.. | Medical Officer Right Lung Other | discrete | numeric-12.0 | 27 | 17307 | - |
| 75 | MOOldTB | Medical Officer Diagnostic OldTB | discrete | numeric-12.0 | 235 | 17099 | - |
| 76 | MOProbab.. | Medical Officer Diagnostic ProbableTB | discrete | numeric-12.0 | 58 | 17276 | - |
| 77 | MOOtherL.. | Medical Officer Diagnostic Other Infection | discrete | numeric-12.0 | 44 | 17290 | - |
| 78 | MOInflam.. | Medical Officer Diagnostic Inflammatory Disorder | discrete | numeric-12.0 | 15 | 17319 | - |
| 79 | MONeoplasm | Medical Officer Diagnostic Neoplasm | discrete | numeric-12.0 | 13 | 17321 | - |
| 80 | MOTrauma | Medical Officer Diagnostic Trauma | discrete | numeric-12.0 | 5 | 17329 | - |
| 81 | MOCongen.. | Medical Officer Diagnostic CongenitalAbnormality | discrete | numeric-12.0 | 12 | 17322 | - |
| 82 | MOCardia.. | Medical Officer Diagnostic CardiacDisorder | discrete | numeric-12.0 | 54 | 17280 | - |
| 83 | MOVascul.. | Medical Officer Diagnostic VascularDisorder | discrete | numeric-12.0 | 167 | 17167 | - |
| 84 | MODegene.. | Medical Officer Diagnostic Degenerative Disorder | discrete | numeric-12.0 | 39 | 17295 | - |
| 85 | MOTBdiag.. | Medical Officer Diagnostic TB Diagnostic Other | discrete | numeric-12.0 | 25 | 17309 | - |

| File AHRI.Vukuzazi.HIV.2021.V2.01 | | | | | | | |
|--|------|-------|------|--------|-------|---------|----------|
| # | Name | Label | Type | Format | Valid | Invalid | Question |

| File AHRI.Vukuzazi.HIV.2021.V2.01 | | | | | | | |
|--|-----------------------------|--|------------|--------------|-------|---------|----------|
| # | Name | Label | Type | Format | Valid | Invalid | Question |
| 1 | Individu .. | Vukuzazi unique Internal Id of Individual | continuous | numeric-12.0 | 18025 | 0 | - |
| 2 | VisitDate | Vukuzazi camp visit date | discrete | character-11 | 18025 | - | - |
| 3 | Received .. | Have you ever received a test result for HIV? | discrete | numeric-12.0 | 18024 | 1 | - |
| 4 | HadPosHI .. | Have you ever had a positive HIV test result? | discrete | numeric-12.0 | 15109 | 2916 | - |
| 5 | HadPosHI .. | Do you remember the exact date, or year of your first positive test result? | discrete | numeric-12.0 | 5270 | 12755 | - |
| 6 | HIVPosRe .. | When was your first positive test result? | discrete | character-11 | 550 | - | - |
| 7 | HIVPosRe .. | Year of First HIV Positive Result | continuous | numeric-12.0 | 3969 | 14056 | - |
| 8 | LastHIVN .. | Type of Last HIV Negative date | discrete | numeric-12.0 | 9619 | 8406 | - |
| 9 | LastHIVN .. | When was your last negative test result? | discrete | character-11 | 0 | - | - |
| 10 | LastHIVN .. | Year Last HIV Negative Result | continuous | numeric-12.0 | 7163 | 10862 | - |
| 11 | EverOnART | Have you ever been on ART? | discrete | numeric-12.0 | 4967 | 13058 | - |
| 12 | ARTIniti .. | Do you remember the exact date, or year when you first started ART? | discrete | numeric-12.0 | 634 | 17391 | - |
| 13 | ARTIniti .. | When did you first start ART? | discrete | character-11 | 634 | - | - |
| 14 | ARTIniti .. | Year Of ART Initiation | continuous | numeric-12.0 | 3701 | 14324 | - |
| 15 | Currentl .. | Are you currently receiving ART? | discrete | numeric-12.0 | 5099 | 12926 | - |
| 16 | ARTDefault | Have you ever stopped/ defaulted from ART treatment? (Defaulted explained as not t | discrete | numeric-12.0 | 5099 | 12926 | - |
| 17 | ARTDefau .. | HART default times | continuous | numeric-10.0 | 118 | 17907 | - |
| 18 | HIVElisa | HIV Elisa Result | discrete | numeric-10.0 | 17952 | 73 | - |
| 19 | CD4LymphAb | CD4 Lymphocytes Abs | continuous | numeric-10.0 | 6117 | 11908 | - |
| 20 | CD4Lymph .. | CD4 Lymphocytes % | continuous | numeric-10.0 | 6106 | 11919 | - |
| 21 | CD8LymphAb | CD8 Lymphocytes Abs | continuous | numeric-10.0 | 6118 | 11907 | - |
| 22 | CD4CD8Ra .. | CD4/CD8 Ratio | continuous | numeric-10.0 | 6075 | 11950 | - |
| 23 | CD8Lymph .. | CD8 Lymphocyte percent | continuous | numeric-10.0 | 6118 | 11907 | - |
| 24 | VL | HIV Viral Load Result | discrete | numeric-10.0 | 6144 | 11881 | - |
| 25 | VLCat | Viral load category | discrete | numeric-12.0 | 6144 | 11881 | - |
| 26 | HIVAware | Aware of HIV Status | discrete | numeric-12.0 | 18025 | 0 | - |
| 27 | HIVControl | HIV positive on ART and VL <400 | discrete | numeric-12.0 | 6093 | 11932 | - |
| 28 | HIVOnART .. | VL<400 among those who report being on ART | discrete | numeric-12.0 | 5012 | 13013 | - |

| File AHRI.Vukuzazi.HIV.2021.V2.01 | | | | | | | |
|--|----------------------------|-------------------------|----------|--------------|-------|---------|----------|
| # | Name | Label | Type | Format | Valid | Invalid | Question |
| 29 | HIVInCare | HIV positive on ART | discrete | numeric-12.0 | 6096 | 11929 | - |
| 30 | HIVCascade | HIV care cascade status | discrete | numeric-12.0 | 17946 | 79 | - |

| File AHRI.Vukuzazi.HomeRecruitment.2021.V2.01 | | | | | | | |
|--|-----------------------------|---|------------|--------------|-------|---------|----------|
| # | Name | Label | Type | Format | Valid | Invalid | Question |
| 1 | Individu .. | Vukuzazi unique Internal Id of Individual | continuous | numeric-12.0 | 38998 | 0 | - |
| 2 | Homestea .. | Date of visit at the homestead | discrete | character-11 | 29730 | - | - |
| 3 | MobileCl .. | Date of visit at the Vukuzazi mobile clinic | discrete | character-11 | 18299 | - | - |
| 4 | WeekBlock | WeekBlock | discrete | character-5 | 38998 | 0 | - |
| 5 | Week | Week | continuous | numeric-12.0 | 38997 | 1 | - |
| 6 | ContactA .. | Contact Attempt 1 | discrete | numeric-12.0 | 37432 | 1566 | - |
| 7 | StaffNam .. | Staff Name Attempt 1 | discrete | character-3 | 37413 | 0 | - |
| 8 | DateTime .. | Date Time Attempt 1 | discrete | character-11 | 37416 | - | - |
| 9 | Contacte .. | At attempt 1, was the participant contacted ? | discrete | numeric-12.0 | 37424 | 1574 | - |
| 10 | ProxyAva .. | At attempt 1, was a Proxy respondent available and willing to discuss accepting | discrete | numeric-12.0 | 22949 | 16049 | - |
| 11 | ProxyRel .. | At attempt 1, how is the Proxy respondent related to the participant? | discrete | numeric-12.0 | 12846 | 26152 | - |
| 12 | ProxyRel .. | At attempt 1, other relation to Proxy respondent? | discrete | character-20 | 2216 | 0 | - |
| 13 | ProxyVer .. | At attempt 1, fieldworker verified the participant's details with the Proxy respo | discrete | numeric-12.0 | 12853 | 26145 | - |
| 14 | Resident .. | At attempt 1, does the participant live here and spend most of their evenings her | discrete | numeric-12.0 | 12821 | 26177 | - |
| 15 | Verifica .. | At attempt 1, fieldworker confirmed they had verified the participant's details a | discrete | numeric-12.0 | 13306 | 25692 | - |
| 16 | Guardian .. | Guardian Present Attempt 1 | discrete | numeric-12.0 | 4151 | 34847 | - |
| 17 | Guardian .. | Guardian Consent Attempt 1 | discrete | numeric-12.0 | 3260 | 35738 | - |
| 18 | Surveyed .. | At attempt 1, was the participant willing to be surveyed? | discrete | numeric-12.0 | 15661 | 23337 | - |
| 19 | RefusedA .. | Refused Attempt 1 | discrete | numeric-12.0 | 748 | 38250 | - |
| 20 | Reschedu .. | Reschedule VisitAttempt 1 | discrete | character-11 | 8821 | - | - |
| 21 | Comments .. | Comments Attempt 1 | discrete | character-50 | 37311 | 0 | - |
| 22 | ContactA .. | Contact Attempt 2 | discrete | numeric-12.0 | 11537 | 27461 | - |
| 23 | StaffNam .. | Staff Name Attempt 2 | discrete | character-3 | 3686 | 0 | - |
| 24 | DateTime .. | Date Time Attempt 2 | discrete | character-11 | 3681 | - | - |

| File AHRI.Vukuzazi.HomeRecruitment.2021.V2.01 | | | | | | | |
|--|-----------------------------|---|----------|--------------|-------|---------|----------|
| # | Name | Label | Type | Format | Valid | Invalid | Question |
| 25 | Contacte .. | At attempt 2, was the participant contacted ? | discrete | numeric-12.0 | 3683 | 35315 | - |
| 26 | ProxyAva .. | At attempt 2, was a Proxy respondent available and willing to discuss accepting | discrete | numeric-12.0 | 2093 | 36905 | - |
| 27 | ProxyRel .. | At attempt 2,how is the Proxy respondent related to the participant? | discrete | numeric-12.0 | 713 | 38285 | - |
| 28 | ProxyRel .. | At attempt 2, other relation to Proxy respondent? | discrete | character-20 | 232 | 0 | - |
| 29 | ProxyVer .. | At attempt 2,fieldworker verified the participant's details with the Proxy respon | discrete | numeric-12.0 | 710 | 38288 | - |
| 30 | Resident .. | At attempt 2,does the participant live here and spend most of their evenings here | discrete | numeric-12.0 | 707 | 38291 | - |
| 31 | Verifica .. | At attempt 3,fieldworker confirmed they had verified the participant's details an | discrete | numeric-12.0 | 1076 | 37922 | - |
| 32 | Guardian .. | Guardian Present Attempt 2 | discrete | numeric-12.0 | 527 | 38471 | - |
| 33 | Guardian .. | Guardian Consent Attempt 2 | discrete | numeric-12.0 | 275 | 38723 | - |
| 34 | Surveyed .. | At attempt 2,was the participant willing to be surveyed? | discrete | numeric-12.0 | 1181 | 37817 | - |
| 35 | RefusedA .. | Refused Attempt 2 | discrete | numeric-12.0 | 106 | 38892 | - |
| 36 | Reschedu .. | Reschedule Visit Attempt 2 | discrete | character-11 | 1692 | - | - |
| 37 | Comments .. | Comments Attempt 2 | discrete | character-50 | 3675 | 0 | - |
| 38 | ContactA .. | Contact Attempt 3 | discrete | numeric-12.0 | 1911 | 37087 | - |
| 39 | StaffNam .. | Staff Name Attempt 3 | discrete | character-3 | 752 | 0 | - |
| 40 | DateTime .. | Date Time Attempt 3 | discrete | character-11 | 752 | - | - |
| 41 | Contacte .. | At attempt 3, was the participant contacted ? | discrete | numeric-12.0 | 750 | 38248 | - |
| 42 | ProxyAva .. | At attempt 3,was a Proxy respondent available and willing to discuss accepting t | discrete | numeric-12.0 | 275 | 38723 | - |
| 43 | ProxyRel .. | At attempt 3,how is the Proxy respondent related to the participant? | discrete | character-20 | 29 | 0 | - |
| 44 | ProxyRel .. | At attempt 3,other relation to Proxy respondent? | discrete | character-20 | 9 | 0 | - |
| 45 | ProxyVer .. | At attempt 3,fieldworker verified the participant's details with the Proxy respon | discrete | numeric-12.0 | 29 | 38969 | - |
| 46 | Resident .. | At attempt 3,does the participant live here and spend most of their evenings here | discrete | numeric-12.0 | 29 | 38969 | - |
| 47 | Verifica .. | Verification Attempt 3 | discrete | numeric-12.0 | 119 | 38879 | - |
| 48 | Guardian .. | Guardian Present Attempt 3 | discrete | numeric-12.0 | 90 | 38908 | - |

| File AHRI.Vukuzazi.HomeRecruitment.2021.V2.01 | | | | | | | |
|--|-----------------------------|---|----------|--------------|-------|---------|----------|
| # | Name | Label | Type | Format | Valid | Invalid | Question |
| 49 | Guardian .. | Guardian Consent Attempt 3 | discrete | numeric-12.0 | 26 | 38972 | - |
| 50 | Surveyed .. | At attempt 3,was the participant willing to be surveyed? | discrete | numeric-12.0 | 123 | 38875 | - |
| 51 | RefusedA .. | Refused Attempt 3 | discrete | numeric-12.0 | 8 | 38990 | - |
| 52 | Reschedu .. | Reschedule Visit Attempt 3 | discrete | character-11 | 585 | - | - |
| 53 | Comments .. | Comments Attempt 3 | discrete | character-50 | 747 | 0 | - |
| 54 | ParentAs .. | Parent/guardian consent to allow child (15-17 year old) to participate in the stu | discrete | numeric-12.0 | 3120 | 35878 | - |
| 55 | RefusedBy | Who refuse participation? | discrete | numeric-12.0 | 791 | 38207 | - |
| 56 | NonConta .. | Reasons for non contact | discrete | numeric-10.0 | 6924 | 32074 | - |
| 57 | NonConta .. | Other reason for non contact | discrete | character-20 | 3301 | 0 | - |
| 58 | Prematur .. | Premature Completion | discrete | numeric-12.0 | 24110 | 14888 | - |
| 59 | Prematur .. | Premature Completion Reasons | discrete | numeric-12.0 | 2895 | 36103 | - |
| 60 | Contacted | Contacted for the survey | discrete | numeric-12.0 | 37440 | 1558 | - |
| 61 | Refused | Refused survey participation | discrete | numeric-12.0 | 37440 | 1558 | - |
| 62 | ParentAs .. | Final parent assent | discrete | numeric-12.0 | 37190 | 1808 | - |
| 63 | Proxy | Proxy participant | discrete | numeric-12.0 | 37184 | 1814 | - |
| 64 | Outcome | Home Recruitment final outcome | discrete | numeric-12.0 | 38998 | 0 | - |
| 65 | ParentAs .. | Final parent assent 2 | discrete | numeric-12.0 | 37190 | 1808 | - |
| 66 | Received .. | Received Invitation Card | discrete | numeric-12.0 | 26864 | 12134 | - |
| 67 | FieldWor .. | FieldWorker | discrete | character-3 | 37346 | 0 | - |
| 68 | ClinicAp .. | Clinic Appointment Date | discrete | character-11 | 26833 | - | - |
| 69 | ProxyPar .. | Proxy Participant | discrete | numeric-12.0 | 26869 | 12129 | - |
| 70 | Parental .. | Parental consent | discrete | numeric-12.0 | 3110 | 35888 | - |
| 71 | LocalArea | Local Area | discrete | character-20 | 38998 | 0 | - |
| 72 | Isigodi | Isigodi | discrete | character-20 | 38998 | 0 | - |
| 73 | Function .. | PIP Functional Community Area | discrete | character-3 | 38998 | 0 | - |

| File AHRI.Vukuzazi.Individuals.2021.V2.01 | | | | | | | |
|--|-----------------------------|--------------------------------|------------|--------------|-------|---------|----------|
| # | Name | Label | Type | Format | Valid | Invalid | Question |
| 1 | Individu .. | Vukuzazi unique individual Id | continuous | numeric-12.0 | 38994 | 0 | - |
| 2 | IntId | PIP Individual identifier | continuous | numeric-12.0 | 38994 | 0 | - |
| 3 | Sex | Sex | discrete | numeric-12.0 | 38994 | 0 | - |
| 4 | DateOfBi .. | Individual's Date of Birth | discrete | character-11 | 38994 | - | - |
| 5 | StudyOut .. | Individual study outcome | discrete | numeric-12.0 | 38994 | 0 | - |
| 6 | Homestea .. | Date of visit at the homestead | discrete | character-11 | 29728 | - | - |

| File AHRI.Vukuzazi.Individuals.2021.V2.01 | | | | | | | |
|---|----------------------------|---|------------|--------------|-------|---------|----------|
| # | Name | Label | Type | Format | Valid | Invalid | Question |
| 7 | MobileCl.. | Date of visit at the Vukuzazi mobile clinic | discrete | character-11 | 18299 | - | - |
| 8 | AgeAtRec.. | Age at recruitment | continuous | numeric-12.0 | 29728 | 9266 | - |
| 9 | AgeAtRec.. | Age category at recruitment | discrete | numeric-12.0 | 29728 | 9266 | - |
| 10 | AgeAtEnr.. | Age at enrolment | continuous | numeric-12.0 | 18299 | 20695 | - |
| 11 | AgeAtEnr.. | Age category at enrolment | discrete | numeric-12.0 | 18299 | 20695 | - |
| 12 | HHIntId | PIP unique household Id | continuous | numeric-12.0 | 38971 | 23 | - |
| 13 | BSIntId | PIP unique bounded structure Id | continuous | numeric-12.0 | 38994 | 0 | - |

| File AHRI.Vukuzazi.LabResults.2021.V2.01 | | | | | | | |
|--|----------------------------|---|------------|--------------|-------|---------|----------|
| # | Name | Label | Type | Format | Valid | Invalid | Question |
| 1 | Individu.. | Vukuzazi unique Internal Id of Individual | continuous | numeric-12.0 | 17976 | 0 | - |
| 2 | Specimen.. | Date of specimen collection | discrete | character-11 | 17976 | - | - |
| 3 | HIVElisa | HIV Elisa Result | discrete | numeric-10.0 | 17953 | 23 | - |
| 4 | CD4LymphAb | CD4 Lymphocytes Abs | continuous | numeric-10.0 | 6117 | 11859 | - |
| 5 | CD4Lymph.. | CD4 Lymphocytes % | continuous | numeric-10.0 | 6106 | 11870 | - |
| 6 | CD4CD8Ra.. | CD4/CD8 Ratio | continuous | numeric-10.0 | 6075 | 11901 | - |
| 7 | CD8LymphAb | CD8 Lymphocytes Abs | continuous | numeric-10.0 | 6118 | 11858 | - |
| 8 | CD8Lymph.. | CD8 Lymphocyte percent | continuous | numeric-10.0 | 6118 | 11858 | - |
| 9 | VL | HIV Viral Load Result | discrete | numeric-10.0 | 6144 | 11832 | - |
| 10 | HBA1c | HBA1c | continuous | numeric-10.0 | 17952 | 24 | - |
| 11 | HBA1cPer.. | Hemoglobin percent | continuous | numeric-10.0 | 17952 | 24 | - |
| 12 | HBA1cPer.. | Hemoglobin percent category | discrete | numeric-12.0 | 17976 | 0 | - |
| 13 | Rifampicin | Rifampicin Resistance | discrete | numeric-10.0 | 9330 | 8646 | - |
| 14 | GeneXpert | TB GeneXpert Test Result | discrete | numeric-10.0 | 9330 | 8646 | - |
| 15 | LiquidCu.. | Liquid Culture Result(MGIT) | discrete | numeric-10.0 | 9265 | 8711 | - |
| 16 | TTDCulture | Time To Detection(days) | continuous | numeric-10.0 | 9265 | 8711 | - |
| 17 | TTHCulture | Time To Detection(hrs) | continuous | numeric-10.0 | 9264 | 8712 | - |
| 18 | SolidCul.. | Solid Culture Result(7H11) | discrete | numeric-10.0 | 511 | 17465 | - |
| 19 | SolidIncub | Solid Culture Incubation | continuous | numeric-10.0 | 0 | 17976 | - |
| 20 | Isoniazi.. | DST Isoniazid_0.2 | discrete | numeric-10.0 | 105 | 17871 | - |
| 21 | Isoniazi.. | DST Isoniazid_1.0 | discrete | numeric-10.0 | 105 | 17871 | - |
| 22 | Rifampic.. | DST Rifampicin_1.0 | discrete | numeric-10.0 | 105 | 17871 | - |
| 23 | Ethambut.. | DST Ethambutol_7.5 | discrete | numeric-10.0 | 105 | 17871 | - |
| 24 | Streptom.. | DST Streptomycin_2.0 | discrete | numeric-10.0 | 105 | 17871 | - |
| 25 | Ofloxaci.. | DST Ofloxacin_2.0 | discrete | numeric-10.0 | 105 | 17871 | - |
| 26 | Kanamyci.. | DST Kanamycin_5.0 | discrete | numeric-10.0 | 105 | 17871 | - |
| 27 | TBDiagMi.. | Bacteriologically confirmed TB | discrete | numeric-12.0 | 9330 | 8646 | - |

| File AHRI.Vukuzazi.LabResults.2021.V2.01 | | | | | | | |
|---|----------------------------|--|----------|--------------|-------|---------|----------|
| # | Name | Label | Type | Format | Valid | Invalid | Question |
| 28 | EDT1Coll.. | EDT 1 Collected | discrete | numeric-12.0 | 17914 | 62 | - |
| 29 | EDT1 | Blood specimen 1 | discrete | character-15 | 17950 | 0 | - |
| 30 | EDT1NotC.. | Reasons for not collecting blood specimen 1 | discrete | numeric-12.0 | 25 | 17951 | - |
| 31 | EDT2Coll.. | EDT 2 Collected | discrete | numeric-12.0 | 17903 | 73 | - |
| 32 | EDT2 | Blood specimen 2 | discrete | character-15 | 17924 | 0 | - |
| 33 | EDT2NotC.. | Reasons for not collecting blood specimen 2 | discrete | numeric-12.0 | 52 | 17924 | - |
| 34 | EDT3Coll.. | Blood specimen 3 collected | discrete | numeric-12.0 | 17889 | 87 | - |
| 35 | EDT3 | Blood specimen 3 | discrete | character-15 | 17886 | 0 | - |
| 36 | EDT3NotC.. | Reasons for not collecting blood specimen 3 | discrete | numeric-12.0 | 89 | 17887 | - |
| 37 | SST1Coll.. | SST 1 Collected | discrete | numeric-12.0 | 17929 | 47 | - |
| 38 | SST1 | Blood specimen 4 | discrete | character-15 | 17951 | 0 | - |
| 39 | SST1NotC.. | Reasons for not collecting blood specimen 4 | discrete | numeric-12.0 | 24 | 17952 | - |
| 40 | SSP1Coll.. | Sputum specimen collected | discrete | numeric-12.0 | 10615 | 7361 | - |
| 41 | SSP1 | Sputum specimen 1 | discrete | character-15 | 10559 | 0 | - |
| 42 | SpontSpu.. | Spontaneous specimen obtained | discrete | numeric-12.0 | 10177 | 7799 | - |
| 43 | SpontSpu.. | Reasons for not obtaining spontaneous sputum | discrete | numeric-12.0 | 1273 | 16703 | - |
| 44 | InducedS.. | Induced Sputum Obtained | discrete | numeric-12.0 | 1131 | 16845 | - |
| 45 | InducedS.. | Reasons for not obtaining induced sputum | discrete | numeric-12.0 | 1076 | 16900 | - |
| 46 | PAX1Coll.. | PAX 1 Collected | discrete | numeric-12.0 | 17924 | 52 | - |
| 47 | SpontTBS.. | Spont TB SputumHome | discrete | numeric-12.0 | 411 | 17565 | - |
| 48 | InducedT.. | Induced TBS putum Home | discrete | numeric-12.0 | 411 | 17565 | - |
| 49 | PAX1 | Paxgene spcimen 1 | discrete | character-15 | 17781 | 0 | - |
| 50 | PAX1NotC.. | Reasons for not collecting paxgene specimen | discrete | numeric-12.0 | 195 | 17781 | - |
| 51 | SSPBottl.. | SSP Bottle Collected | discrete | numeric-12.0 | 10190 | 7786 | - |
| 52 | SwabSamp.. | Swab Sample 1 Collected | discrete | numeric-12.0 | 17925 | 51 | - |
| 53 | SwabSamp.. | Swab specome collected | discrete | numeric-12.0 | 17925 | 51 | - |

| File AHRI.Vukuzazi.Measurements.2021.V2.01 | | | | | | | |
|---|----------------------------|---|------------|--------------|-------|---------|----------|
| # | Name | Label | Type | Format | Valid | Invalid | Question |
| 1 | Individu.. | Vukuzazi unique Internal Id of Individual | continuous | numeric-12.0 | 18041 | 0 | - |
| 2 | VisitDate | Vukuzazi Camp Visit Date | discrete | character-11 | 18041 | - | - |
| 3 | HeightDe.. | Height Device ID | discrete | character-4 | 18024 | 0 | - |
| 4 | HeightMe.. | Height measurement was done | discrete | numeric-12.0 | 18041 | 0 | - |

| File AHRI.Vukuzazi.Measurements.2021.V2.01 | | | | | | | |
|---|-----------------------------|--|------------|--------------|-------|---------|----------|
| # | Name | Label | Type | Format | Valid | Invalid | Question |
| 5 | HeightCm | Height in Cm | continuous | numeric-10.0 | 17854 | 187 | - |
| 6 | WeightDe... | Weight Device ID | discrete | character-10 | 18013 | 0 | - |
| 7 | WeightMe... | Weight measurement was done | discrete | numeric-12.0 | 18041 | 0 | - |
| 8 | WeightKg | Weight in Kg | continuous | numeric-10.0 | 17850 | 191 | - |
| 9 | BMI | Body Mass Index | continuous | numeric-10.0 | 17842 | 199 | - |
| 10 | BMICat | Body Mass Index Category | discrete | numeric-12.0 | 17842 | 199 | - |
| 11 | WaistCir.. | Waist circumference measurement was done | discrete | numeric-12.0 | 18041 | 0 | - |
| 12 | WaistDev.. | Waist Device ID | discrete | character-10 | 18019 | 0 | - |
| 13 | WaistCir.. | Waist Circumference in Cm | discrete | numeric-10.0 | 17990 | 51 | - |
| 14 | WaistCir.. | Waist circumference category | discrete | numeric-12.0 | 17958 | 83 | - |
| 15 | BPDeviceID | BP Device ID | discrete | character-10 | 18017 | 0 | - |
| 16 | BPCuffSize | BP Cuff Size | discrete | numeric-12.0 | 18024 | 17 | - |
| 17 | BPMeasured | Blood pressure measurement was done | discrete | numeric-12.0 | 18041 | 0 | - |
| 18 | BPFIRSTS.. | BP First Systolic | continuous | numeric-12.0 | 18002 | 39 | - |
| 19 | BPFIRSTD.. | BP First Diastolic | continuous | numeric-12.0 | 18000 | 41 | - |
| 20 | BPSECOND.. | BP Second Systolic | continuous | numeric-12.0 | 18002 | 39 | - |
| 21 | BPSECOND.. | BP Second Diastolic | continuous | numeric-12.0 | 17999 | 42 | - |
| 22 | BPTHIRDS.. | BP Third Systolic | continuous | numeric-12.0 | 18004 | 37 | - |
| 23 | BPTHIRD.. | BP Third Diastolic | continuous | numeric-12.0 | 18009 | 32 | - |
| 24 | BPFORTHS.. | BP Forth Systolic | continuous | numeric-12.0 | 352 | 17689 | - |
| 25 | BPFORTHD.. | BP Forth Diastolic | discrete | numeric-12.0 | 0 | 18041 | - |
| 26 | LowestBp.. | BP Lowest Systolic | continuous | numeric-12.0 | 18020 | 21 | - |
| 27 | LowestBp.. | BP Lowest Diastolic | continuous | numeric-12.0 | 18020 | 21 | - |
| 28 | SystolicBP | Systolic BP -average of second and third readings. Only second or third is included | continuous | numeric-12.0 | 18020 | 21 | - |
| 29 | Diastoli.. | Diastolic BP -average of second and third readings. Only second or third is included | continuous | numeric-12.0 | 18019 | 22 | - |
| 30 | HipCircu.. | Hip Circumference HipCircumferenceMeasured | discrete | numeric-12.0 | 18041 | 0 | - |
| 31 | HipCircu.. | Hip Circumference | discrete | numeric-10.0 | 17990 | 51 | - |
| 32 | WaistHip.. | Waist/hip ratio | continuous | numeric-10.0 | 17927 | 114 | - |
| 33 | WaistHip.. | Waist/hip ratio category | discrete | numeric-12.0 | 17927 | 114 | - |
| 34 | ArmCircu.. | Arm circumference measurement was done | discrete | numeric-12.0 | 18041 | 0 | - |
| 35 | ArmCircu.. | Arm Circumference | discrete | numeric-10.0 | 18024 | 17 | - |
| 36 | MUAC | Mid-upper arm circumference | discrete | numeric-12.0 | 17898 | 143 | - |

| File AHRI.Vukuzazi.Measurements.2021.V2.01 | | | | | | | |
|---|-----------------------------|---------------------------------|------------|--------------|-------|---------|----------|
| # | Name | Label | Type | Format | Valid | Invalid | Question |
| 37 | HeartRat .. | Heart rate measurement was done | discrete | numeric-12.0 | 18041 | 0 | - |
| 38 | HeartRat .. | Heart Rate First Reading | discrete | numeric-10.0 | 18020 | 21 | - |
| 39 | HeartRat .. | Heart Rate Second Reading | discrete | numeric-10.0 | 18020 | 21 | - |
| 40 | HeartRat .. | Heart Rate Third Reading | discrete | numeric-10.0 | 18019 | 22 | - |
| 41 | HeartRat .. | Heart Rate Forth Reading | continuous | numeric-10.0 | 350 | 17691 | - |
| 42 | UrineSpe .. | Urine Specimen Id | discrete | character-10 | 7420 | 0 | - |
| 43 | PregTest .. | PregTestResult | discrete | numeric-12.0 | 7412 | 10629 | - |
| 44 | LastMens .. | Last Menstrua Date | discrete | character-11 | 5742 | - | - |

| File AHRI.Vukuzazi.MedicalProblems.2021.V2.01 | | | | | | | |
|--|-----------------------------|---|------------|--------------|-------|---------|----------|
| # | Name | Label | Type | Format | Valid | Invalid | Question |
| 1 | Individu .. | Vukuzazi unique Internal Id of Individual | continuous | numeric-12.0 | 18025 | 0 | - |
| 2 | VisitDate | Vukuzazi camp visit date | discrete | character-11 | 18025 | - | - |
| 3 | Medicati .. | Any other medical problem for which you regularly see a doctor (or traditional he | discrete | character-20 | 2718 | 0 | - |
| 4 | Medicati .. | Any other medical problem for which you regularly see a doctor (or traditional he | discrete | character-20 | 407 | 0 | - |
| 5 | Medicati .. | Any other medical problem for which you regularly see a doctor (or traditional he | discrete | character-20 | 41 | 0 | - |
| 6 | Medicati .. | Medical problem date | discrete | character-20 | 5310 | 0 | - |
| 7 | Medicati .. | Medical problem date | discrete | character-20 | 759 | 0 | - |
| 8 | Medicati .. | Medical problem date | discrete | character-20 | 73 | 0 | - |
| 9 | ConcurrM .. | Concurrent medications | discrete | character-20 | 7391 | 0 | - |
| 10 | ConcurrM .. | Concurrent medications | discrete | character-20 | 1659 | 0 | - |
| 11 | ConcurrM .. | Concurrent medication indications | discrete | character-20 | 523 | 0 | - |
| 12 | ConcurrM .. | Concurrent medication indications | discrete | character-20 | 2733 | 0 | - |
| 13 | ConcurrM .. | Concurrent medication indications | discrete | character-20 | 646 | 0 | - |
| 14 | ConcurrM .. | Concurrent medication indications | discrete | character-20 | 217 | 0 | - |
| 15 | ConcurrM .. | Concurrent medications date | discrete | character-12 | 5279 | 0 | - |
| 16 | ConcurrM .. | Concurrent medications date | discrete | character-12 | 1427 | 0 | - |
| 17 | ConcurrM .. | Concurrent medications date | discrete | character-12 | 459 | 0 | - |
| 18 | ConcurrM .. | Concurrent medications adherence | discrete | numeric-12.0 | 7303 | 10722 | - |
| 19 | ConcurrM .. | Concurrent medications adherence | discrete | numeric-12.0 | 1626 | 16399 | - |

| File AHRI.Vukuzazi.MedicalProblems.2021.V2.01 | | | | | | | |
|--|----------------------------|----------------------------------|----------|--------------|-------|---------|----------|
| # | Name | Label | Type | Format | Valid | Invalid | Question |
| 20 | ConcurrM.. | Concurrent medications adherence | discrete | numeric-12.0 | 502 | 17523 | - |

| File AHRI.Vukuzazi.NCDHistory.2021.V2.01 | | | | | | | |
|---|----------------------------|---|------------|--------------|-------|---------|----------|
| # | Name | Label | Type | Format | Valid | Invalid | Question |
| 1 | Individu.. | Vukuzazi unique Internal Id of Individual | continuous | numeric-12.0 | 18025 | 0 | - |
| 2 | VisitDate | Vukuzazi camp visit date | discrete | character-11 | 18025 | - | - |
| 3 | BPFIRSTS.. | BP First Systolic | continuous | numeric-12.0 | 18021 | 4 | - |
| 4 | BPFIRSTD.. | BP First Diastolic | continuous | numeric-12.0 | 18021 | 4 | - |
| 5 | BPSECOND.. | BP Second Systolic | continuous | numeric-12.0 | 18003 | 22 | - |
| 6 | BPSECOND.. | BP Second Diastolic | continuous | numeric-12.0 | 18000 | 25 | - |
| 7 | BPTHIRDS.. | BP Third Systolic | continuous | numeric-12.0 | 18005 | 20 | - |
| 8 | BPTHIRDD.. | BP Third Diastolic | continuous | numeric-12.0 | 18010 | 15 | - |
| 9 | BPFORTHS.. | BP Forth Systolic | continuous | numeric-12.0 | 352 | 17673 | - |
| 10 | BPFORTHD.. | BP Forth Diastolic | discrete | numeric-12.0 | 0 | 18025 | - |
| 11 | MEANDIABP | Mean diastolic BP (2nd & 3rd) | continuous | numeric-12.0 | 18020 | 5 | - |
| 12 | MEANSYSBP | Mean systolic BP (2nd & 3rd) | continuous | numeric-12.0 | 18021 | 4 | - |
| 13 | BPMEASUR.. | Have you ever had your blood pressure measured by a doctor or other health worker | discrete | numeric-12.0 | 18024 | 1 | - |
| 14 | HIGHBPIN.. | Have you ever been told by a doctor or other health worker that you have raised b | discrete | numeric-12.0 | 13630 | 4395 | - |
| 15 | HIGHBPIN.. | Have you been told in the past 12 months? | discrete | numeric-12.0 | 9805 | 8220 | - |
| 16 | HIGHBPCO.. | In the past 6 months, have you seen a doctor or other health care worker about yo | discrete | numeric-12.0 | 9802 | 8223 | - |
| 17 | HIGHBPTX.. | In the past two weeks, have you taken any drugs (medication) for raised blood pre | discrete | numeric-12.0 | 9801 | 8224 | - |
| 18 | HIGHBPCO.. | Have you ever seen a traditional healer for raised blood pressure or hypertension | discrete | numeric-12.0 | 17133 | 892 | - |
| 19 | HIGHBPHE.. | Are you currently taking any herbal or traditional remedy for your raised blood p | discrete | numeric-12.0 | 8030 | 9995 | - |
| 20 | BPSTEPSG.. | WHO STEPS BP group | discrete | numeric-12.0 | 17977 | 48 | - |
| 21 | BPCONTROL | BP controlled with medication | discrete | numeric-12.0 | 4603 | 13422 | - |
| 22 | BPAWARE | Told had raised BP by health care worker in last 12 months | discrete | numeric-12.0 | 18024 | 1 | - |

| File AHRI.Vukuzazi.NCDHistory.2021.V2.01 | | | | | | | |
|--|----------------------------|---|----------|--------------|-------|---------|----------|
| # | Name | Label | Type | Format | Valid | Invalid | Question |
| 23 | BPInCare | Seen health care worker in last 6m for raised BP | discrete | numeric-12.0 | 13636 | 4389 | - |
| 24 | BPRx2wk | Taken medication for raised BP in past 2 wks medication for raised BP in past 2 w | discrete | numeric-12.0 | 18024 | 1 | - |
| 25 | BPHerbalRx | Taking herbal medication for raised BP | discrete | numeric-12.0 | 16234 | 1791 | - |
| 26 | HTNDiag | Hypertension diagnosis (primary defn | discrete | numeric-12.0 | 17977 | 48 | - |
| 27 | HTNCascade | Hypertension care cascade status | discrete | numeric-12.0 | 17977 | 48 | - |
| 28 | BSugarMe.. | Have you ever had your blood sugar measured by a doctor or other health worker? | discrete | numeric-12.0 | 18024 | 1 | - |
| 29 | HighBSug.. | Have you ever been told by a doctor or other health worker that you have raised b | discrete | numeric-12.0 | 10115 | 7910 | - |
| 30 | HighBSug.. | Have you been told in the past 12 months? | discrete | numeric-12.0 | 8134 | 9891 | - |
| 31 | HighBSug.. | In the past 6 months, have you seen a doctor or other health care worker about yo | discrete | numeric-12.0 | 8131 | 9894 | - |
| 32 | HighBSug.. | In the past two weeks, have you taken any drugs (medication) for diabetes prescri | discrete | numeric-12.0 | 8130 | 9895 | - |
| 33 | InsulinT.. | Are you currently taking insulin for diabetes prescribed by a doctor or other hea | discrete | numeric-12.0 | 8130 | 9895 | - |
| 34 | HighBSug.. | Have you ever seen a traditional healer for diabetes or raised blood sugar? | discrete | numeric-12.0 | 16955 | 1070 | - |
| 35 | HighBSug.. | Are you currently taking any herbal or traditional remedy for your diabetes? | discrete | numeric-12.0 | 7742 | 10283 | - |
| 36 | HBA1cPer.. | Haemoglobin level | discrete | numeric-12.0 | 17951 | 74 | - |
| 37 | DMAware | Told had raised blood sugar by health care worker in last 12m | discrete | numeric-12.0 | 18024 | 1 | - |
| 38 | DMDiag | Diabetes diagnosis (primary definition) | discrete | numeric-12.0 | 17953 | 72 | - |
| 39 | DMControl | Diabetes controlled with medication | discrete | numeric-12.0 | 1737 | 16288 | - |
| 40 | DMInCare | Seen health care worker in last 6m for raised blood suga | discrete | numeric-12.0 | 18024 | 1 | - |
| 41 | DMRx2wk | Taken medication (non-insulin) for raised blood sugar in past 2 wks | discrete | numeric-12.0 | 18024 | 1 | - |
| 42 | DMInsulin | Currently taking insulin for diabetes | discrete | numeric-12.0 | 18024 | 1 | - |

| File AHRI.Vukuzazi.NCDHistory.2021.V2.01 | | | | | | | |
|---|----------------------------|--|------------|--------------|-------|---------|----------|
| # | Name | Label | Type | Format | Valid | Invalid | Question |
| 43 | CholestM.. | Have you ever had your cholesterol (fat levels in your blood) measured by a docto | discrete | numeric-12.0 | 18024 | 1 | - |
| 44 | HighChol.. | Have you ever been told by a doctor or other health worker that you have raised c | discrete | numeric-12.0 | 7768 | 10257 | - |
| 45 | HighChol.. | Have you been told in the past 12 months? | discrete | numeric-12.0 | 7679 | 10346 | - |
| 46 | HighChol.. | In the past two weeks, have you taken any oral treatment (medication) for raised | discrete | numeric-12.0 | 7679 | 10346 | - |
| 47 | DMCascade | Diabetes care cascade status | discrete | numeric-12.0 | 17953 | 72 | - |
| 48 | HighChol.. | Have you ever seen a traditional healer for raised cholesterol? | discrete | numeric-12.0 | 16897 | 1128 | - |
| 49 | HighChol.. | Are you currently taking any herbal or traditional remedy for your raised cholest | discrete | numeric-12.0 | 7675 | 10350 | - |
| 50 | HeartAtt.. | Have you ever had a heart attack or chest pain from heart disease (angina)? | discrete | numeric-12.0 | 18024 | 1 | - |
| 51 | HeartAtt.. | Are you currently taking aspirin regularly to prevent or treat heart disease? | discrete | numeric-12.0 | 18024 | 1 | - |
| 52 | HeartAtt.. | Are you currently taking statins (Lovastatin/ Simvastatin/Atorvastatin or any othe | discrete | numeric-12.0 | 18024 | 1 | - |
| 53 | ParentHi.. | Did your mother or father have a heart attack before the age of 60? | discrete | numeric-12.0 | 18024 | 1 | - |
| 54 | HadStrok.. | Have you ever had a stroke (cerebrovascular accident or incident)? | discrete | numeric-12.0 | 18024 | 1 | - |
| 55 | StrokeAs.. | Are you currently taking aspirin regularly to prevent a stroke? | discrete | numeric-12.0 | 18024 | 1 | - |
| 56 | StatinsS.. | Are you currently taking statins (Lovastatin/ Simvastatin/Atorvastatin or any othe | discrete | numeric-12.0 | 18024 | 1 | - |
| 57 | ParentHi.. | Did your mother or father have a stroke before the age of 60? | discrete | numeric-12.0 | 18024 | 1 | - |
| 58 | CancerTx.. | Have you been treated for cancer before? | discrete | numeric-12.0 | 18024 | 1 | - |
| 59 | CancerType | Which cancer? | discrete | character-20 | 56 | 0 | - |
| 60 | BPrefera.. | Blood Pressure referral follow up | discrete | numeric-12.0 | 1008 | 17017 | - |
| 61 | Diabetes.. | Diabetes referral follo | discrete | numeric-12.0 | 1169 | 16856 | - |
| 62 | FUGlucos.. | Follow up Glucose Result | continuous | numeric-12.0 | 1163 | 16862 | - |

| File AHRI.Vukuzazi.NCDHistory.2021.V2.01 | | | | | | | |
|---|-----------------------------|--------------------------------|------------|--------------|-------|---------|----------|
| # | Name | Label | Type | Format | Valid | Invalid | Question |
| 63 | FUDIabet .. | Follow up Diabetes Diagnosis | discrete | numeric-12.0 | 1165 | 16860 | - |
| 64 | FUDIabet .. | Follow up Diabetes Clinic Date | discrete | numeric-12.0 | 0 | 18025 | - |
| 65 | FUDIasto .. | Follow up Diastolic BP | continuous | numeric-12.0 | 887 | 17138 | - |
| 66 | FUBpDiag .. | UFollow up BP Diagnosis | discrete | numeric-12.0 | 886 | 17139 | - |
| 67 | HBA1c | HBA1c | continuous | numeric-10.0 | 17951 | 74 | - |
| 68 | HBA1cPer .. | Hemoglobin percent | continuous | numeric-10.0 | 17951 | 74 | - |

| File AHRI.Vukuzazi.QualityOfLife.2021.V2.01 | | | | | | | |
|--|-----------------------------|---|------------|--------------|-------|---------|----------|
| # | Name | Label | Type | Format | Valid | Invalid | Question |
| 1 | Individu .. | Vukuzazi unique Internal Id of Individual | continuous | numeric-12.0 | 15372 | 0 | - |
| 2 | VisitDate | Vukuzazi camp visit date | discrete | character-11 | 15372 | - | - |
| 3 | Mobility | Mobility | discrete | numeric-12.0 | 15372 | 0 | - |
| 4 | SelfCare | Self care | discrete | numeric-12.0 | 15372 | 0 | - |
| 5 | UsualAct .. | Usual activity | discrete | numeric-12.0 | 15372 | 0 | - |
| 6 | PainDisc .. | Pain or discomfort | discrete | numeric-12.0 | 15372 | 0 | - |
| 7 | AnxietyD .. | Anxiety or depression | discrete | numeric-12.0 | 15372 | 0 | - |
| 8 | GoodBadH .. | Good or bad health | continuous | numeric-10.0 | 15367 | 5 | - |

| File AHRI.Vukuzazi.TB.2021.V2.01 | | | | | | | |
|---|-----------------------------|---|------------|--------------|-------|---------|----------|
| # | Name | Label | Type | Format | Valid | Invalid | Question |
| 1 | Individu .. | Vukuzazi unique Internal Id of Individual | continuous | numeric-12.0 | 18033 | 0 | - |
| 2 | VisitDate | Vukuzazi camp visit date | discrete | character-11 | 18033 | - | - |
| 3 | TBTxCurr .. | Are you currently on TB treatment? | discrete | numeric-12.0 | 18021 | 12 | - |
| 4 | Received .. | If yes, have you received injections as part of this TB treatment? | discrete | numeric-12.0 | 71 | 17962 | - |
| 5 | TBTxEver | Have you been on TB treatment before? | discrete | numeric-12.0 | 18021 | 12 | - |
| 6 | NumberTB .. | If yes, how many times have you been on TB treatment? | continuous | numeric-12.0 | 1995 | 16038 | - |
| 7 | AgeTBTxE .. | Age at TB treatment | continuous | numeric-12.0 | 872 | 17161 | - |
| 8 | LastTBDa .. | Do you remember the exact date, or year when you completed your last TB treatment | discrete | numeric-12.0 | 1940 | 16093 | - |
| 9 | LastTBDa .. | Please select the year of completion of last TB treatment | continuous | numeric-12.0 | 995 | 17038 | - |

| File AHRI.Vukuzazi.TB.2021.V2.01 | | | | | | | |
|---|----------------------------|---|------------|--------------|-------|---------|----------|
| # | Name | Label | Type | Format | Valid | Invalid | Question |
| 10 | Remember.. | Do you remember how old you were when you had your FIRST diagnosis of TB? | discrete | numeric-12.0 | 0 | 18033 | - |
| 11 | TBInject.. | When did you start your current treatment for TB? | discrete | character-11 | 0 | - | - |
| 12 | TBDurati.. | Duration of the symptom (weeks) | continuous | numeric-12.0 | 348 | 17685 | - |
| 13 | WeeksAgo.. | Ever been on TB treatment weeks ago | continuous | numeric-12.0 | 110 | 17923 | - |
| 14 | YearsAgo.. | Ever been on TB treatment yearsago | continuous | numeric-12.0 | 515 | 17518 | - |
| 15 | LastTBDa.. | Date of completion of last TB treatment | discrete | character-11 | 0 | - | - |
| 16 | Homestea.. | Has anyone in your homestead (or residential plot), during your lifetime | discrete | numeric-12.0 | 18021 | 12 | - |
| 17 | Homestea.. | Is anybody in your homestead (or residential plot) currently on TB treatment? | discrete | numeric-12.0 | 18021 | 12 | - |
| 18 | CoughCurr | Do you currently have a cough? | discrete | numeric-12.0 | 18021 | 12 | - |
| 19 | CoughDur.. | If yes, how long have you had the cough | continuous | numeric-12.0 | 1016 | 17017 | - |
| 20 | CoughSpu.. | If yes, do you cough up sputum? | discrete | numeric-12.0 | 1020 | 17013 | - |
| 21 | FeverCurr | Do you have a fever? | discrete | numeric-12.0 | 18021 | 12 | - |
| 22 | FeverDur.. | If yes, how long have you had a fever? | discrete | numeric-10.0 | 407 | 17626 | - |
| 23 | NightSwe.. | Do you have drenching night sweats? (Sweating at night that soaks your clothes or | discrete | numeric-12.0 | 18021 | 12 | - |
| 24 | NightSwe.. | How long have you had drenching night sweats? | discrete | numeric-12.0 | 410 | 17623 | - |
| 25 | WeightLo.. | Have you lost weight in the last 6 months? | discrete | numeric-12.0 | 18021 | 12 | - |
| 26 | WeightLo.. | How much weight have you lost in the last 6 months? | discrete | numeric-12.0 | 273 | 17760 | - |
| 27 | OtherSym.. | Do you have any other symptoms apart from those already mentioned? | discrete | numeric-12.0 | 18021 | 12 | - |
| 28 | TBSymptom | Any of the four TB symptoms | discrete | numeric-12.0 | 18021 | 12 | - |
| 29 | TotalTBS.. | Total TB symptoms | discrete | numeric-12.0 | 18017 | 16 | - |
| 30 | CXRScore | Chest X-Ray score | continuous | numeric-12.0 | 17311 | 722 | - |
| 31 | Referred.. | Triage for sputum collection | discrete | numeric-12.0 | 18033 | 0 | - |
| 32 | SputumTr.. | Attempt to collect sputum | discrete | numeric-12.0 | 18033 | 0 | - |
| 33 | SputumCo.. | Sputum collected | discrete | numeric-12.0 | 10594 | 7439 | - |

| File AHRI.Vukuzazi.TB.2021.V2.01 | | | | | | | |
|---|-----------------------------|--|------------|--------------|-------|---------|----------|
| # | Name | Label | Type | Format | Valid | Invalid | Question |
| 34 | SpontSpu .. | Spontaneous specimen obtained | discrete | numeric-12.0 | 10191 | 7842 | - |
| 35 | SpontSpu .. | Reason for not obtaining spontaneous specimen | discrete | numeric-12.0 | 1286 | 16747 | - |
| 36 | InducedS .. | Induced Sputum Obtained | discrete | numeric-12.0 | 1144 | 16889 | - |
| 37 | InducedS .. | Reason for not obtaining induced specimen | discrete | numeric-12.0 | 1089 | 16944 | - |
| 38 | SpontTBS .. | Spont TB SputumHome | discrete | numeric-12.0 | 410 | 17623 | - |
| 39 | InducedT .. | Induced TBS putum Home | discrete | numeric-12.0 | 410 | 17623 | - |
| 40 | GeneXpert | TB GeneXpert Test Result | discrete | numeric-10.0 | 9327 | 8706 | - |
| 41 | LiquidCu .. | Liquid Culture Result(MGIT) | discrete | numeric-10.0 | 9262 | 8771 | - |
| 42 | Rifampicin | Rifampicin Resistance | discrete | numeric-10.0 | 9327 | 8706 | - |
| 43 | TTDCulture | Time To Detection(days) | continuous | numeric-10.0 | 9262 | 8771 | - |
| 44 | TTHCulture | Time To Detection(hrs) | continuous | numeric-10.0 | 9261 | 8772 | - |
| 45 | SolidIncub | Solid Culture Incubation | continuous | numeric-10.0 | 0 | 18033 | - |
| 46 | Isoniazi .. | DST Isoniazid_0.2 | continuous | numeric-10.0 | 105 | 17928 | - |
| 47 | Isoniazi .. | DST Isoniazid_1.0 | continuous | numeric-10.0 | 105 | 17928 | - |
| 48 | Rifampic .. | DST Rifampicin_1.0 | continuous | numeric-10.0 | 105 | 17928 | - |
| 49 | Ethambut .. | DST Ethambutol_7.5 | continuous | numeric-10.0 | 105 | 17928 | - |
| 50 | Streptom .. | DST Streptomycin_2.0 | continuous | numeric-10.0 | 105 | 17928 | - |
| 51 | Ofloxaci .. | DST Ofloxacin_2.0 | continuous | numeric-10.0 | 105 | 17928 | - |
| 52 | Kanamyci .. | DST Kanamycin_5.0 | continuous | numeric-10.0 | 105 | 17928 | - |
| 53 | TBDiagMi .. | Bacteriologically confirmed TB | discrete | numeric-12.0 | 9327 | 8706 | - |
| 54 | TBDiagMi .. | Bacteriologically confirmed TB or on treatment | discrete | numeric-12.0 | 9341 | 8692 | - |
| 55 | TBCascade | TB care cascade status | discrete | numeric-12.0 | 9341 | 8692 | - |

| File AHRI.Vukuzazi.TobaccoAndAlcohol.2021.V2.01 | | | | | | | |
|--|-----------------------------|---|------------|--------------|-------|---------|----------|
| # | Name | Label | Type | Format | Valid | Invalid | Question |
| 1 | Individu .. | Vukuzazi unique Internal Id of Individual | continuous | numeric-12.0 | 18024 | 0 | - |
| 2 | VisitDate | Vukuzazi camp visit date | discrete | character-11 | 18024 | - | - |
| 3 | CurrSmoker | Do you currently smoke any tobacco products, such as cigarettes, cigars or pipes? | discrete | numeric-12.0 | 18024 | 0 | - |
| 4 | CurrSmok .. | Do you currently smoke tobacco products daily? | discrete | numeric-12.0 | 1301 | 16723 | - |
| 5 | AgeStart .. | How old were you when you first started smoking? | continuous | numeric-12.0 | 857 | 17167 | - |
| 6 | CurSmoke .. | Years smoking daily (current smokers) | continuous | numeric-12.0 | 854 | 17170 | - |
| 7 | AgeStart .. | Age started smoking unknown? | discrete | numeric-12.0 | 1301 | 16723 | - |

| File AHRI.Vukuzazi.TobaccoAndAlcohol.2021.V2.01 | | | | | | | |
|--|----------------------------|---|------------|--------------|-------|---------|----------|
| # | Name | Label | Type | Format | Valid | Invalid | Question |
| 8 | HowLongS.. | Do you remember how long ago it was? | continuous | numeric-12.0 | 195 | 17829 | - |
| 9 | HowLongS.. | Could you specify long ago it was? | discrete | numeric-12.0 | 322 | 17702 | - |
| 10 | OtherTob.. | Do you smoke Other products? | discrete | numeric-12.0 | 1301 | 16723 | - |
| 11 | SecAgeSt.. | How old were you when you first started smoking (Age)? | continuous | numeric-12.0 | 75 | 17949 | - |
| 12 | SecStart.. | Started smoking in months | discrete | numeric-12.0 | 11 | 18013 | - |
| 13 | SecStart.. | Started smoking in weeks | discrete | numeric-12.0 | 7 | 18017 | - |
| 14 | Manufact.. | On average, how many of the following products do you smoke each day/week? | discrete | numeric-12.0 | 1076 | 16948 | - |
| 15 | Manufact.. | On average, how many of the following products do you smoke each day/week? | continuous | numeric-12.0 | 1082 | 16942 | - |
| 16 | HandRoll.. | On average, how many of the following products do you smoke each day/week? | continuous | numeric-12.0 | 553 | 17471 | - |
| 17 | HandRoll.. | On average, how many of the following products do you smoke each day/week? | continuous | numeric-12.0 | 557 | 17467 | - |
| 18 | PipedTob.. | On average, how many of the following products do you smoke each day/week? | continuous | numeric-12.0 | 177 | 17847 | - |
| 19 | PipedTob.. | On average, how many of the following products do you smoke each day/week? | continuous | numeric-12.0 | 173 | 17851 | - |
| 20 | CigarsOR.. | On average, how many Cigars, cheroots, cigarillos do you smoke each day? | discrete | numeric-12.0 | 170 | 17854 | - |
| 21 | CigarsOR.. | On average, how many of the following products do you smoke each day/week? | continuous | numeric-12.0 | 165 | 17859 | - |
| 22 | ShishaSe.. | On average, how many of the following products do you smoke each day/week? | discrete | numeric-12.0 | 178 | 17846 | - |
| 23 | ShishaSe.. | On average, how many of the following products do you smoke each day/week? | continuous | numeric-12.0 | 172 | 17852 | - |
| 24 | OtherTob.. | On average, how many of the following products do you smoke each day/week? | discrete | numeric-12.0 | 157 | 17867 | - |
| 25 | OtherTob.. | On average, how many of the following products do you smoke each day/week? | continuous | numeric-12.0 | 153 | 17871 | - |
| 26 | StopSmok.. | During any visit to a doctor or other health worker in the past 12 months, were y | discrete | numeric-12.0 | 18024 | 0 | - |
| 27 | EverSmoked | In the past, did you ever smoke any tobacco products? | discrete | numeric-12.0 | 17022 | 1002 | - |

| File AHRI.Vukuzazi.TobaccoAndAlcohol.2021.V2.01 | | | | | | | |
|--|-----------------------------|---|------------|--------------|-------|---------|----------|
| # | Name | Label | Type | Format | Valid | Invalid | Question |
| 28 | EverSmok .. | In the past, did you ever smoke daily? | discrete | numeric-12.0 | 199 | 17825 | - |
| 29 | SmokeCat | Smoking status | discrete | numeric-12.0 | 18024 | 0 | - |
| 30 | SmokeAmo .. | Smoking amount | continuous | numeric-10.0 | 1135 | 16889 | - |
| 31 | SmokeAmo .. | Smoking amount | discrete | numeric-12.0 | 1135 | 16889 | - |
| 32 | Smoke3Cat | Smoking group(3 categories) | discrete | numeric-12.0 | 18024 | 0 | - |
| 33 | QuitSmok .. | Quit smoking in months | discrete | numeric-12.0 | 16 | 18008 | - |
| 34 | QuitSmok .. | Quit smoking in weeks | discrete | numeric-12.0 | 9 | 18015 | - |
| 35 | QuitSmok .. | Quit smoking in years | continuous | numeric-12.0 | 41 | 17983 | - |
| 36 | Remember .. | Do you remember how old you were when you last quit smoking? | discrete | numeric-12.0 | 151 | 17873 | - |
| 37 | EverCons .. | Have you ever consumed any alcohol such as beer, wine, spirits or [add other loca | discrete | numeric-12.0 | 18024 | 0 | - |
| 38 | Consumed .. | Have you consumed any alcohol within the past 12 months? | discrete | numeric-12.0 | 2273 | 15751 | - |
| 39 | StoppedA .. | Have you stopped drinking due to health reasons, such as a negative impact on you | discrete | numeric-12.0 | 2153 | 15871 | - |
| 40 | Consumpt .. | During the past 12 months, how frequently have you had at least one standard alco | discrete | numeric-12.0 | 2271 | 15753 | - |
| 41 | Consumed .. | Have you consumed any alcohol within the past 30 days? | discrete | numeric-12.0 | 2271 | 15753 | - |
| 42 | Consumed .. | During the past 30 days, on how many occasions did you have at least one standard | continuous | numeric-12.0 | 669 | 17355 | - |
| 43 | DrinksCo .. | During the past 30 days, when you drank alcohol, how many standard drinks on aver | continuous | numeric-12.0 | 720 | 17304 | - |
| 44 | DrinksPe .. | During the past 30 days, what was the largest number of standard drinks you had o | continuous | numeric-12.0 | 713 | 17311 | - |
| 45 | SixDrink .. | During each of the past 7 days, how many standard drinks did you have each day? | continuous | numeric-12.0 | 564 | 17460 | - |
| 46 | LastWeek .. | During each of the past 7 days, how many standard drinks did you have each day? | discrete | numeric-12.0 | 210 | 17814 | - |
| 47 | LastWeek .. | During each of the past 7 days, how many standard drinks did you have each day? | continuous | numeric-12.0 | 173 | 17851 | - |
| 48 | LastWeek .. | During each of the past 7 days, how many standard drinks did you have each day? | discrete | numeric-12.0 | 191 | 17833 | - |

| File AHRI.Vukuzazi.TobaccoAndAlcohol.2021.V2.01 | | | | | | | |
|--|-----------------------------|---|------------|--------------|-------|---------|----------|
| # | Name | Label | Type | Format | Valid | Invalid | Question |
| 49 | LastWeek .. | During each of the past 7 days, how many standard drinks did you have each day? | discrete | numeric-12.0 | 236 | 17788 | - |
| 50 | LastWeek .. | During each of the past 7 days, how many standard drinks did you have each day? | continuous | numeric-12.0 | 528 | 17496 | - |
| 51 | LastWeek .. | During each of the past 7 days, how many standard drinks did you have each day? | continuous | numeric-12.0 | 623 | 17401 | - |
| 52 | LastWeek .. | During each of the past 7 days, how many standard drinks did you have each day? | continuous | numeric-12.0 | 479 | 17545 | - |
| 53 | Consumed .. | During the past 7 days, did you consume any homebrewed alcohol, any alcohol broug | discrete | numeric-12.0 | 758 | 17266 | - |
| 54 | NumberHo .. | On average, how many standard drinks of the following did you consume during the | discrete | numeric-12.0 | 66 | 17958 | - |
| 55 | NumberHo .. | On average, how many standard drinks of the following did you consume during the | discrete | numeric-12.0 | 191 | 17833 | - |
| 56 | NumberAl .. | On average, how many standard drinks of the following did you consume during the | discrete | numeric-12.0 | 8 | 18016 | - |
| 57 | NumberAl .. | On average, how many standard drinks of the following did you consume during the | discrete | numeric-12.0 | 5 | 18019 | - |
| 58 | NumberAl .. | On average, how many standard drinks of the following did you consume during the | discrete | numeric-12.0 | 8 | 18016 | - |
| 59 | DrinkCat | Alcohol intake category | discrete | numeric-12.0 | 18024 | 0 | - |
| 60 | Drink3Cat | Alcohol intake (3 categories) | discrete | numeric-12.0 | 18024 | 0 | - |
| 61 | DrinkAmo .. | Total drinks in 30 days | continuous | numeric-12.0 | 658 | 17366 | - |
| 62 | DrinkWk | Average drinks per week | continuous | numeric-12.0 | 658 | 17366 | - |
| 63 | AUDRisk | Alcohol use disorder risk (among drinkers in past 30 days) | discrete | numeric-12.0 | 725 | 17299 | - |
| 64 | DrinkHeavy | Heavy episodic drinking | discrete | numeric-12.0 | 757 | 17267 | - |
| 65 | AgeQuitS .. | Age at the time of quitting smoking | continuous | numeric-12.0 | 72 | 17952 | - |
| 66 | StopSmok .. | During any visit to a doctor or other health worker in the past 12 months, were y | discrete | numeric-12.0 | 1301 | 16723 | - |

| File AHRI.Vukuzazi.HomeRecruitment.2021.V2.02 | | | | | | | |
|--|-----------------------------|---|------------|--------------|-------|---------|----------|
| # | Name | Label | Type | Format | Valid | Invalid | Question |
| 1 | Individu .. | Vukuzazi unique Internal Id of Individual | continuous | numeric-12.0 | 38998 | 0 | - |
| 2 | Homestea .. | Date of visit at the homestead | discrete | character-11 | 29730 | - | - |
| 3 | MobileCl .. | Date of visit at the Vukuzazi mobile clinic | discrete | character-11 | 18299 | - | - |
| 4 | WeekBlock | WeekBlock | discrete | character-5 | 38998 | 0 | - |
| 5 | Week | Week | continuous | numeric-12.0 | 38997 | 1 | - |
| 6 | ContactA .. | Contact Attempt 1 | discrete | numeric-12.0 | 37432 | 1566 | - |
| 7 | StaffNam .. | Staff Name Attempt 1 | discrete | character-3 | 37413 | 0 | - |
| 8 | DateTime .. | Date Time Attempt 1 | discrete | character-11 | 37416 | - | - |
| 9 | Contacte .. | At attempt 1, was the participant contacted ? | discrete | numeric-12.0 | 37424 | 1574 | - |
| 10 | ProxyAva .. | At attempt 1, was a Proxy respondent available and willing to discuss accepting | discrete | numeric-12.0 | 22949 | 16049 | - |
| 11 | ProxyRel .. | At attempt 1, how is the Proxy respondent related to the participant? | discrete | numeric-12.0 | 12846 | 26152 | - |
| 12 | ProxyRel .. | At attempt 1, other relation to Proxy respondent? | discrete | character-20 | 2216 | 0 | - |
| 13 | ProxyVer .. | At attempt 1, fieldworker verified the participant's details with the Proxy respo | discrete | numeric-12.0 | 12853 | 26145 | - |
| 14 | Resident .. | At attempt 1, does the participant live here and spend most of their evenings her | discrete | numeric-12.0 | 12821 | 26177 | - |
| 15 | Verifica .. | At attempt 1, fieldworker confirmed they had verified the participant's details a | discrete | numeric-12.0 | 13306 | 25692 | - |
| 16 | Guardian .. | Guardian Present Attempt 1 | discrete | numeric-12.0 | 4151 | 34847 | - |
| 17 | Guardian .. | Guardian Consent Attempt 1 | discrete | numeric-12.0 | 3260 | 35738 | - |
| 18 | Surveyed .. | At attempt 1, was the participant willing to be surveyed? | discrete | numeric-12.0 | 15661 | 23337 | - |
| 19 | RefusedA .. | Refused Attempt 1 | discrete | numeric-12.0 | 748 | 38250 | - |
| 20 | Reschedu .. | Reschedule VisitAttempt 1 | discrete | character-11 | 8821 | - | - |
| 21 | Comments .. | Comments Attempt 1 | discrete | character-50 | 37311 | 0 | - |
| 22 | ContactA .. | Contact Attempt 2 | discrete | numeric-12.0 | 11537 | 27461 | - |
| 23 | StaffNam .. | Staff Name Attempt 2 | discrete | character-3 | 3686 | 0 | - |
| 24 | DateTime .. | Date Time Attempt 2 | discrete | character-11 | 3681 | - | - |
| 25 | Contacte .. | At attempt 2, was the participant contacted ? | discrete | numeric-12.0 | 3683 | 35315 | - |
| 26 | ProxyAva .. | At attempt 2, was a Proxy respondent available and willing to discuss accepting | discrete | numeric-12.0 | 2093 | 36905 | - |

| File AHRI.Vukuzazi.HomeRecruitment.2021.V2.02 | | | | | | | |
|--|----------------------------|---|----------|--------------|-------|---------|----------|
| # | Name | Label | Type | Format | Valid | Invalid | Question |
| 27 | ProxyRel.. | At attempt 2,how is the Proxy respondent related to the participant? | discrete | numeric-12.0 | 713 | 38285 | - |
| 28 | ProxyRel.. | At attempt 2, other relation to Proxy respondent? | discrete | character-20 | 232 | 0 | - |
| 29 | ProxyVer.. | At attempt 2,fieldworker verified the participant's details with the Proxy respon | discrete | numeric-12.0 | 710 | 38288 | - |
| 30 | Resident.. | At attempt 2,does the participant live here and spend most of their evenings here | discrete | numeric-12.0 | 707 | 38291 | - |
| 31 | Verifica.. | At attempt 3,fieldworker confirmed they had verified the participant's details an | discrete | numeric-12.0 | 1076 | 37922 | - |
| 32 | Guardian.. | Guardian Present Attempt 2 | discrete | numeric-12.0 | 527 | 38471 | - |
| 33 | Guardian.. | Guardian Consent Attempt 2 | discrete | numeric-12.0 | 275 | 38723 | - |
| 34 | Surveyed.. | At attempt 2,was the participant willing to be surveyed? | discrete | numeric-12.0 | 1181 | 37817 | - |
| 35 | RefusedA.. | Refused Attempt 2 | discrete | numeric-12.0 | 106 | 38892 | - |
| 36 | Reschedu.. | Reschedule Visit Attempt 2 | discrete | character-11 | 1692 | - | - |
| 37 | Comments.. | Comments Attempt 2 | discrete | character-50 | 3675 | 0 | - |
| 38 | ContactA.. | Contact Attempt 3 | discrete | numeric-12.0 | 1911 | 37087 | - |
| 39 | StaffNam.. | Staff Name Attempt 3 | discrete | character-3 | 752 | 0 | - |
| 40 | DateTime.. | Date Time Attempt 3 | discrete | character-11 | 752 | - | - |
| 41 | Contacte.. | At attempt 3, was the participant contacted ? | discrete | numeric-12.0 | 750 | 38248 | - |
| 42 | ProxyAva.. | At attempt 3,was a Proxy respondent available and willing to discuss accepting t | discrete | numeric-12.0 | 275 | 38723 | - |
| 43 | ProxyRel.. | At attempt 3,how is the Proxy respondent related to the participant? | discrete | character-20 | 29 | 0 | - |
| 44 | ProxyRel.. | At attempt 3,other relation to Proxy respondent? | discrete | character-20 | 9 | 0 | - |
| 45 | ProxyVer.. | At attempt 3,fieldworker verified the participant's details with the Proxy respon | discrete | numeric-12.0 | 29 | 38969 | - |
| 46 | Resident.. | At attempt 3,does the participant live here and spend most of their evenings here | discrete | numeric-12.0 | 29 | 38969 | - |
| 47 | Verifica.. | Verification Attempt 3 | discrete | numeric-12.0 | 119 | 38879 | - |
| 48 | Guardian.. | Guardian Present Attempt 3 | discrete | numeric-12.0 | 90 | 38908 | - |
| 49 | Guardian.. | Guardian Consent Attempt 3 | discrete | numeric-12.0 | 26 | 38972 | - |
| 50 | Surveyed.. | At attempt 3,was the participant willing to be surveyed? | discrete | numeric-12.0 | 123 | 38875 | - |

| File AHRI.Vukuzazi.HomeRecruitment.2021.V2.02 | | | | | | | |
|--|-----------------------------|---|----------|--------------|-------|---------|----------|
| # | Name | Label | Type | Format | Valid | Invalid | Question |
| 51 | RefusedA .. | Refused Attempt 3 | discrete | numeric-12.0 | 8 | 38990 | - |
| 52 | Reschedu .. | Reschedule Visit Attempt 3 | discrete | character-11 | 585 | - | - |
| 53 | Comments .. | Comments Attempt 3 | discrete | character-50 | 747 | 0 | - |
| 54 | ParentAs .. | Parent/guardian consent to allow child (15-17 year old) to participate in the stu | discrete | numeric-12.0 | 3120 | 35878 | - |
| 55 | RefusedBy | Who refuse participation? | discrete | numeric-12.0 | 791 | 38207 | - |
| 56 | NonConta .. | Reasons for non contact | discrete | numeric-10.0 | 6924 | 32074 | - |
| 57 | NonConta .. | Other reason for non contact | discrete | character-20 | 3301 | 0 | - |
| 58 | Prematur .. | Premature Completion | discrete | numeric-12.0 | 24110 | 14888 | - |
| 59 | Prematur .. | Premature Completion Reasons | discrete | numeric-12.0 | 2895 | 36103 | - |
| 60 | Contacted | Contacted for the survey | discrete | numeric-12.0 | 37440 | 1558 | - |
| 61 | Refused | Refused survey participation | discrete | numeric-12.0 | 37440 | 1558 | - |
| 62 | ParentAs .. | Final parent assent | discrete | numeric-12.0 | 37190 | 1808 | - |
| 63 | Proxy | Proxy participant | discrete | numeric-12.0 | 37184 | 1814 | - |
| 64 | Outcome | Home Recruitment final outcome | discrete | numeric-12.0 | 38998 | 0 | - |
| 65 | ParentAs .. | Final parent assent 2 | discrete | numeric-12.0 | 37190 | 1808 | - |
| 66 | Received .. | Received Invitation Card | discrete | numeric-12.0 | 26864 | 12134 | - |
| 67 | FieldWor .. | FieldWorker | discrete | character-3 | 37346 | 0 | - |
| 68 | ClinicAp .. | Clinic Appointment Date | discrete | character-11 | 26833 | - | - |
| 69 | ProxyPar .. | Proxy Participant | discrete | numeric-12.0 | 26869 | 12129 | - |
| 70 | Parental .. | Parental consent | discrete | numeric-12.0 | 3110 | 35888 | - |
| 71 | Function .. | PIP Functional Community Area | discrete | character-3 | 38998 | 0 | - |

| File AHRI.Vukuzazi.Individuals.2021.V2.02 | | | | | | | |
|--|-----------------------------|---|------------|--------------|-------|---------|----------|
| # | Name | Label | Type | Format | Valid | Invalid | Question |
| 1 | Individu .. | Vukuzazi unique individual Id | continuous | numeric-12.0 | 38994 | 0 | - |
| 2 | IintId | PIP Individual identifier | continuous | numeric-12.0 | 38994 | 0 | - |
| 3 | Sex | Sex | discrete | numeric-12.0 | 38994 | 0 | - |
| 4 | StudyOut .. | Individual study outcome | discrete | numeric-12.0 | 38994 | 0 | - |
| 5 | Homestea .. | Date of visit at the homestead | discrete | character-11 | 29728 | - | - |
| 6 | MobileCl .. | Date of visit at the Vukuzazi mobile clinic | discrete | character-11 | 18299 | - | - |
| 7 | AgeAtRec .. | Age at recruitment | continuous | numeric-12.0 | 29728 | 9266 | - |
| 8 | AgeAtRec .. | Age category at recruitment | discrete | numeric-12.0 | 29728 | 9266 | - |
| 9 | AgeAtEnr .. | Age at enrolment | continuous | numeric-12.0 | 18370 | 20624 | - |
| 10 | AgeAtEnr .. | Age category at enrolment | discrete | numeric-12.0 | 18370 | 20624 | - |
| 11 | HHIntId | PIP unique household Id | continuous | numeric-12.0 | 38971 | 23 | - |

| File AHRI.Vukuzazi.Individuals.2021.V2.02 | | | | | | | |
|--|-------------------------|---------------------------------|------------|--------------|-------|---------|----------|
| # | Name | Label | Type | Format | Valid | Invalid | Question |
| 12 | BSIntId | PIP unique bounded structure Id | continuous | numeric-12.0 | 38994 | 0 | - |

Variables Description

Dataset contains 606 variable(s)

File : AHRI.Vukuzazi.AsthmaCOPD.2021.V2.01

IndividualId: Vukuzazi unique Internal Id of Individual

Information [Type= continuous] [Format=numeric] [Range= 5-38856] [Missing=*]

Statistics [NW/ W] [Valid=18025 /-] [Invalid=0 /-] [Mean=18149.093 /-] [StdDev=11158.981 /-]

VisitDate: Vukuzazi camp visit date

Information [Type= discrete] [Format=character] [Missing=*]

Statistics [NW/ W] [Valid=18025 /-]

HighAsthmaInformedEver: Have you ever been told by a doctor or other health worker that you have asthma o

Information [Type= discrete] [Format=numeric] [Range= 1-3] [Missing=*]

Statistics [NW/ W] [Valid=18024 /-] [Invalid=1 /-]

| Value | Label | Cases | Percentage |
|---------|-------|-------|------------|
| 1 | Yes | 530 | 2.9% |
| 2 | No | 17494 | 97.1% |
| 3 | NA | 0 | |
| Sysmiss | | 1 | |

Warning: these figures indicate the number of cases found in the data file. They cannot be interpreted as summary statistics of the population of interest.

HighAsthmaInformed12mo: Have you been told in the past 12 months?

Information [Type= discrete] [Format=numeric] [Range= 1-3] [Missing=*]

Statistics [NW/ W] [Valid=531 /-] [Invalid=17494 /-]

| Value | Label | Cases | Percentage |
|---------|-------|-------|------------|
| 1 | Yes | 315 | 59.3% |
| 2 | No | 216 | 40.7% |
| 3 | NA | 0 | |
| Sysmiss | | 17494 | |

Warning: these figures indicate the number of cases found in the data file. They cannot be interpreted as summary statistics of the population of interest.

HighhAsthmaTx2wks: In the past two weeks, have you taken any medication for asthma/COPD prescribed b

Information [Type= discrete] [Format=numeric] [Range= 1-3] [Missing=*]

Statistics [NW/ W] [Valid=531 /-] [Invalid=17494 /-]

| Value | Label | Cases | Percentage |
|---------|-------|-------|------------|
| 1 | Yes | 273 | 51.4% |
| 2 | No | 258 | 48.6% |
| 3 | NA | 0 | |
| Sysmiss | | 17494 | |

Warning: these figures indicate the number of cases found in the data file. They cannot be interpreted as summary statistics of the population of interest.

BreathShortness: Do you have shortness of breath after exercise or physical activity?

Information [Type= discrete] [Format=numeric] [Range= 1-3] [Missing=*]

Statistics [NW/ W] [Valid=17269 /-] [Invalid=756 /-]

| Value | Label | Cases | Percentage |
|---------|-------|-------|------------|
| 1 | Yes | 713 | 4.1% |
| 2 | No | 16556 | 95.9% |
| 3 | NA | 0 | |
| Sysmiss | | 756 | |

Warning: these figures indicate the number of cases found in the data file. They cannot be interpreted as summary statistics of the population of interest.

File : AHRI.Vukuzazi.AsthmaCOPD.2021.V2.01

WakeUpBreathShortness: Do you wake up at night because of difficulties in breathing/shortness of breath?

Information [Type= discrete] [Format=numeric] [Range= 1-3] [Missing=*]

Statistics [NW/ W] [Valid=17270 /-] [Invalid=755 /-]

| Value | Label | Cases | Percentage |
|---------|-------|-------|------------|
| 1 | Yes | 393 | 2.3% |
| 2 | No | 16877 | 97.7% |
| 3 | NA | 0 | |
| Sysmiss | | 755 | |

Warning: these figures indicate the number of cases found in the data file. They cannot be interpreted as summary statistics of the population of interest.

NightWheezing: Do you experience wheezing at night?

Information [Type= discrete] [Format=numeric] [Range= 1-3] [Missing=*]

Statistics [NW/ W] [Valid=17270 /-] [Invalid=755 /-]

| Value | Label | Cases | Percentage |
|---------|-------|-------|------------|
| 1 | Yes | 403 | 2.3% |
| 2 | No | 16867 | 97.7% |
| 3 | NA | 0 | |
| Sysmiss | | 755 | |

Warning: these figures indicate the number of cases found in the data file. They cannot be interpreted as summary statistics of the population of interest.

File : AHRI.Vukuzazi.ChestXray.2021.V2.01

IndividualId: Vukuzazi unique Internal Id of Individual

Information [Type= continuous] [Format=numeric] [Range= 5-38856] [Missing=*]

Statistics [NW/ W] [Valid=17334 /-] [Invalid=0 /-] [Mean=18152.462 /-] [StdDev=11170.916 /-]

ChestXrayDate: Date when chest X ray was read

Information [Type= discrete] [Format=character] [Missing=*]

Statistics [NW/ W] [Valid=17334 /-]

RadiologistLungField: Radiologist Lung Field

Information [Type= discrete] [Format=numeric] [Range= 1-2] [Missing=*]

Statistics [NW/ W] [Valid=17334 /-] [Invalid=0 /-]

| Value | Label | Cases | Percentage |
|-------|----------------------|-------|------------|
| 1 | Normal Lung Fields | 14083 | 81.2% |
| 2 | Abnormal Lung Fields | 3251 | 18.8% |

Warning: these figures indicate the number of cases found in the data file. They cannot be interpreted as summary statistics of the population of interest.

PercRightLungAffect: What percentage of the RIGHT lung is involved?

Information [Type= continuous] [Format=numeric] [Range= 1-100] [Missing=*]

Statistics [NW/ W] [Valid=1965 /-] [Invalid=15369 /-] [Mean=18.254 /-] [StdDev=16.295 /-]

PercLeftLungAffect: What percentage of the LEFT lung is involved?

Information [Type= continuous] [Format=numeric] [Range= 1-100] [Missing=*]

Statistics [NW/ W] [Valid=1690 /-] [Invalid=15644 /-] [Mean=18.637 /-] [StdDev=17.556 /-]

CxrRadiologistConclusion: Cxr Radiologist Conclusion

Information [Type= discrete] [Format=numeric] [Range= 1-6] [Missing=*]

Statistics [NW/ W] [Valid=17334 /-] [Invalid=0 /-]

| Value | Label | Cases | Percentage |
|-------|--|-------|------------|
| 1 | N = Normal | 12663 | 73.1% |
| 2 | AD-NS = abnormality detected ? not significant | 1425 | 8.2% |
| 3 | ADS-NA = abnormality detected, significant ? no active disease | 2440 | 14.1% |
| 4 | ADS-NT = abnormality detected, significant ? not tuberculosis | 58 | 0.3% |
| 5 | ADS-TB = abnormality detected, significant ? tuberculosis | 395 | 2.3% |
| 6 | ADS-U = abnormality detected, significant ? unclassified | 353 | 2.0% |

Warning: these figures indicate the number of cases found in the data file. They cannot be interpreted as summary statistics of the population of interest.

CxrRadiologistDiagnosticOther: Cxr Radiologist Diagnostic Other

Information [Type= discrete] [Format=character] [Missing=*]

Statistics [NW/ W] [Valid=2282 /-] [Invalid=0 /-]

ActiveTbDefProb: Active TB Deï-#nite vs. Probab

Information [Type= discrete] [Format=numeric] [Range= 1-2] [Missing=*]

Statistics [NW/ W] [Valid=396 /-] [Invalid=16938 /-]

| Value | Label | Cases | Percentage |
|---------|----------|-------|------------|
| 1 | De?nite | 243 | 61.4% |
| 2 | Probable | 153 | 38.6% |
| Sysmiss | | 16938 | |

Warning: these figures indicate the number of cases found in the data file. They cannot be interpreted as summary statistics of the population of interest.

File : AHRI.Vukuzazi.ChestXray.2021.V2.01

OldTbDefProb: Old TB Definite vs. Probable

Information [Type= discrete] [Format=numeric] [Range= 1-2] [Missing=*]

Statistics [NW/ W] [Valid=2332 /-] [Invalid=15002 /-]

| Value | Label | Cases | Percentage |
|---------|----------|-------|------------|
| 1 | Definite | 2221 | 95.2% |
| 2 | Probable | 111 | 4.8% |
| Sysmiss | | 15002 | |

Warning: these figures indicate the number of cases found in the data file. They cannot be interpreted as summary statistics of the population of interest.

RadLeftLungNormal: Radiologist Left Lung Normal

Information [Type= discrete] [Format=numeric] [Range= 1-3] [Missing=*]

Statistics [NW/ W] [Valid=948 /-] [Invalid=16386 /-]

| Value | Label | Cases | Percentage |
|---------|-------|-------|------------|
| 1 | Yes | 948 | 100.0% |
| 2 | No | 0 | |
| 3 | NA | 0 | |
| Sysmiss | | 16386 | |

Warning: these figures indicate the number of cases found in the data file. They cannot be interpreted as summary statistics of the population of interest.

RadLeftLungConsolid: Radiologist Left Lung Consolidation

Information [Type= discrete] [Format=numeric] [Range= 1-3] [Missing=*]

Statistics [NW/ W] [Valid=116 /-] [Invalid=17218 /-]

| Value | Label | Cases | Percentage |
|---------|-------|-------|------------|
| 1 | Yes | 116 | 100.0% |
| 2 | No | 0 | |
| 3 | NA | 0 | |
| Sysmiss | | 17218 | |

Warning: these figures indicate the number of cases found in the data file. They cannot be interpreted as summary statistics of the population of interest.

RadLeftLungCavitation: Radiologist Left Lung Cavitation

Information [Type= discrete] [Format=numeric] [Range= 1-3] [Missing=*]

Statistics [NW/ W] [Valid=184 /-] [Invalid=17150 /-]

| Value | Label | Cases | Percentage |
|---------|-------|-------|------------|
| 1 | Yes | 184 | 100.0% |
| 2 | No | 0 | |
| 3 | NA | 0 | |
| Sysmiss | | 17150 | |

Warning: these figures indicate the number of cases found in the data file. They cannot be interpreted as summary statistics of the population of interest.

RadLeftLungNodules: Radiologist Left Lung Nodules

Information [Type= discrete] [Format=numeric] [Range= 1-3] [Missing=*]

Statistics [NW/ W] [Valid=1069 /-] [Invalid=16265 /-]

| Value | Label | Cases | Percentage |
|-------|-------|-------|------------|
| 1 | Yes | 1069 | 100.0% |
| 2 | No | 0 | |
| 3 | NA | 0 | |

File : AHRI.Vukuzazi.ChestXray.2021.V2.01

RadLeftLungNodules: Radiologist Left Lung Nodules

| Value | Label | Cases | Percentage |
|---------|-------|-------|------------|
| Sysmiss | | 16265 | |

Warning: these figures indicate the number of cases found in the data file. They cannot be interpreted as summary statistics of the population of interest.

RadLeftLungMass: Radiologist Left Lung Mass

| | |
|---------------------------|--|
| Information | [Type= discrete] [Format=numeric] [Range= 1-3] [Missing=*] |
| Statistics [NW/ W] | [Valid=65 /-] [Invalid=17269 /-] |

| Value | Label | Cases | Percentage |
|---------|-------|-------|------------|
| 1 | Yes | 65 | 100.0% |
| 2 | No | 0 | |
| 3 | NA | 0 | |
| Sysmiss | | 17269 | |

Warning: these figures indicate the number of cases found in the data file. They cannot be interpreted as summary statistics of the population of interest.

RadLeftLungReticular: Radiologist Left Lung ReticularOpacities

| | |
|---------------------------|--|
| Information | [Type= discrete] [Format=numeric] [Range= 1-3] [Missing=*] |
| Statistics [NW/ W] | [Valid=74 /-] [Invalid=17260 /-] |

| Value | Label | Cases | Percentage |
|---------|-------|-------|------------|
| 1 | Yes | 74 | 100.0% |
| 2 | No | 0 | |
| 3 | NA | 0 | |
| Sysmiss | | 17260 | |

Warning: these figures indicate the number of cases found in the data file. They cannot be interpreted as summary statistics of the population of interest.

RadLeftLungFibrosis: Radiologist Left Lung Fibrosis

| | |
|---------------------------|--|
| Information | [Type= discrete] [Format=numeric] [Range= 1-3] [Missing=*] |
| Statistics [NW/ W] | [Valid=1131 /-] [Invalid=16203 /-] |

| Value | Label | Cases | Percentage |
|---------|-------|-------|------------|
| 1 | Yes | 1131 | 100.0% |
| 2 | No | 0 | |
| 3 | NA | 0 | |
| Sysmiss | | 16203 | |

Warning: these figures indicate the number of cases found in the data file. They cannot be interpreted as summary statistics of the population of interest.

RadLeftLungCalcification: Radiologist Left Lung Calcification

| | |
|---------------------------|--|
| Information | [Type= discrete] [Format=numeric] [Range= 1-3] [Missing=*] |
| Statistics [NW/ W] | [Valid=125 /-] [Invalid=17209 /-] |

| Value | Label | Cases | Percentage |
|---------|-------|-------|------------|
| 1 | Yes | 125 | 100.0% |
| 2 | No | 0 | |
| 3 | NA | 0 | |
| Sysmiss | | 17209 | |

Warning: these figures indicate the number of cases found in the data file. They cannot be interpreted as summary statistics of the population of interest.

RadLeftLungPleuralThick: Radiologist Left Lung Pleural Thickening

| | |
|--------------------|--|
| Information | [Type= discrete] [Format=numeric] [Range= 1-3] [Missing=*] |
|--------------------|--|

File : AHRI.Vukuzazi.ChestXray.2021.V2.01

RadLeftLungPleuralThick: Radiologist Left Lung Pleural Thickening

Statistics [NW/ W] [Valid=604 /-] [Invalid=16730 /-]

| Value | Label | Cases | Percentage |
|---------|-------|-------|------------|
| 1 | Yes | 604 | 100.0% |
| 2 | No | 0 | |
| 3 | NA | 0 | |
| Sysmiss | | 16730 | |

Warning: these figures indicate the number of cases found in the data file. They cannot be interpreted as summary statistics of the population of interest.

RadLeftLungPleuralEffusion: Radiologist Left Lung PleuralEffusion

Information [Type= discrete] [Format=numeric] [Range= 1-3] [Missing=*]

Statistics [NW/ W] [Valid=31 /-] [Invalid=17303 /-]

| Value | Label | Cases | Percentage |
|---------|-------|-------|------------|
| 1 | Yes | 31 | 100.0% |
| 2 | No | 0 | |
| 3 | NA | 0 | |
| Sysmiss | | 17303 | |

Warning: these figures indicate the number of cases found in the data file. They cannot be interpreted as summary statistics of the population of interest.

RadLeftLungNodeEnlarge: Radiologist Left Lung Node Enlargement

Information [Type= discrete] [Format=numeric] [Range= 1-3] [Missing=*]

Statistics [NW/ W] [Valid=23 /-] [Invalid=17311 /-]

| Value | Label | Cases | Percentage |
|---------|-------|-------|------------|
| 1 | Yes | 23 | 100.0% |
| 2 | No | 0 | |
| 3 | NA | 0 | |
| Sysmiss | | 17311 | |

Warning: these figures indicate the number of cases found in the data file. They cannot be interpreted as summary statistics of the population of interest.

RadLeftLungOther: Radiologist Left Lung Other

Information [Type= discrete] [Format=numeric] [Range= 1-3] [Missing=*]

Statistics [NW/ W] [Valid=126 /-] [Invalid=17208 /-]

| Value | Label | Cases | Percentage |
|---------|-------|-------|------------|
| 1 | Yes | 126 | 100.0% |
| 2 | No | 0 | |
| 3 | NA | 0 | |
| Sysmiss | | 17208 | |

Warning: these figures indicate the number of cases found in the data file. They cannot be interpreted as summary statistics of the population of interest.

RadRightLungNormal: Radiologist Right Lung Normal

Information [Type= discrete] [Format=numeric] [Range= 1-3] [Missing=*]

Statistics [NW/ W] [Valid=634 /-] [Invalid=16700 /-]

| Value | Label | Cases | Percentage |
|-------|-------|-------|------------|
| 1 | Yes | 634 | 100.0% |
| 2 | No | 0 | |
| 3 | NA | 0 | |

File : AHRI.Vukuzazi.ChestXray.2021.V2.01

RadRightLungNormal: Radiologist Right Lung Normal

| Value | Label | Cases | Percentage |
|---------|-------|-------|------------|
| Sysmiss | | 16700 | |

Warning: these figures indicate the number of cases found in the data file. They cannot be interpreted as summary statistics of the population of interest.

RadRightLungConsolid: Radiologist Right Lung Consolidation

| | |
|---------------------------|--|
| Information | [Type= discrete] [Format=numeric] [Range= 1-3] [Missing=*] |
| Statistics [NW/ W] | [Valid=126 /-] [Invalid=17208 /-] |

| Value | Label | Cases | Percentage |
|---------|-------|-------|------------|
| 1 | Yes | 126 | 100.0% |
| 2 | No | 0 | |
| 3 | NA | 0 | |
| Sysmiss | | 17208 | |

Warning: these figures indicate the number of cases found in the data file. They cannot be interpreted as summary statistics of the population of interest.

RadRightLungCavitation: Radiologist Right Lung Cavitation

| | |
|---------------------------|--|
| Information | [Type= discrete] [Format=numeric] [Range= 1-3] [Missing=*] |
| Statistics [NW/ W] | [Valid=199 /-] [Invalid=17135 /-] |

| Value | Label | Cases | Percentage |
|---------|-------|-------|------------|
| 1 | Yes | 199 | 100.0% |
| 2 | No | 0 | |
| 3 | NA | 0 | |
| Sysmiss | | 17135 | |

Warning: these figures indicate the number of cases found in the data file. They cannot be interpreted as summary statistics of the population of interest.

RadRightLungNodules: Radiologist Right Lung Nodules

| | |
|---------------------------|--|
| Information | [Type= discrete] [Format=numeric] [Range= 1-3] [Missing=*] |
| Statistics [NW/ W] | [Valid=1112 /-] [Invalid=16222 /-] |

| Value | Label | Cases | Percentage |
|---------|-------|-------|------------|
| 1 | Yes | 1112 | 100.0% |
| 2 | No | 0 | |
| 3 | NA | 0 | |
| Sysmiss | | 16222 | |

Warning: these figures indicate the number of cases found in the data file. They cannot be interpreted as summary statistics of the population of interest.

RadRightLungMass: Radiologist Right Lung Mass

| | |
|---------------------------|--|
| Information | [Type= discrete] [Format=numeric] [Range= 1-3] [Missing=*] |
| Statistics [NW/ W] | [Valid=54 /-] [Invalid=17280 /-] |

| Value | Label | Cases | Percentage |
|---------|-------|-------|------------|
| 1 | Yes | 54 | 100.0% |
| 2 | No | 0 | |
| 3 | NA | 0 | |
| Sysmiss | | 17280 | |

Warning: these figures indicate the number of cases found in the data file. They cannot be interpreted as summary statistics of the population of interest.

RadRightLungReticular: Radiologist Right Lung ReticularOpacities

| | |
|--------------------|--|
| Information | [Type= discrete] [Format=numeric] [Range= 1-3] [Missing=*] |
|--------------------|--|

File : AHRI.Vukuzazi.ChestXray.2021.V2.01

RadRightLungReticular: Radiologist Right Lung ReticularOpacities

Statistics [NW/ W] [Valid=65 /-] [Invalid=17269 /-]

| Value | Label | Cases | Percentage |
|---------|-------|-------|------------|
| 1 | Yes | 65 | 100.0% |
| 2 | No | 0 | |
| 3 | NA | 0 | |
| Sysmiss | | 17269 | |

Warning: these figures indicate the number of cases found in the data file. They cannot be interpreted as summary statistics of the population of interest.

RadRightLungFibrosis: Radiologist Right Lung Fibrosis

Information [Type= discrete] [Format=numeric] [Range= 1-3] [Missing=*]

Statistics [NW/ W] [Valid=1407 /-] [Invalid=15927 /-]

| Value | Label | Cases | Percentage |
|---------|-------|-------|------------|
| 1 | Yes | 1407 | 100.0% |
| 2 | No | 0 | |
| 3 | NA | 0 | |
| Sysmiss | | 15927 | |

Warning: these figures indicate the number of cases found in the data file. They cannot be interpreted as summary statistics of the population of interest.

RadRightLungCalcification: Radiologist Right Lung Calcification

Information [Type= discrete] [Format=numeric] [Range= 1-3] [Missing=*]

Statistics [NW/ W] [Valid=127 /-] [Invalid=17207 /-]

| Value | Label | Cases | Percentage |
|---------|-------|-------|------------|
| 1 | Yes | 127 | 100.0% |
| 2 | No | 0 | |
| 3 | NA | 0 | |
| Sysmiss | | 17207 | |

Warning: these figures indicate the number of cases found in the data file. They cannot be interpreted as summary statistics of the population of interest.

RadRightLungPleuralThick: Radiologist Right Lung Pleural Thickening

Information [Type= discrete] [Format=numeric] [Range= 1-3] [Missing=*]

Statistics [NW/ W] [Valid=638 /-] [Invalid=16696 /-]

| Value | Label | Cases | Percentage |
|---------|-------|-------|------------|
| 1 | Yes | 638 | 100.0% |
| 2 | No | 0 | |
| 3 | NA | 0 | |
| Sysmiss | | 16696 | |

Warning: these figures indicate the number of cases found in the data file. They cannot be interpreted as summary statistics of the population of interest.

RadRightLungPleuralEffusion: Radiologist Right Lung Pleural Effusion

Information [Type= discrete] [Format=numeric] [Range= 1-3] [Missing=*]

Statistics [NW/ W] [Valid=32 /-] [Invalid=17302 /-]

| Value | Label | Cases | Percentage |
|-------|-------|-------|------------|
| 1 | Yes | 32 | 100.0% |
| 2 | No | 0 | |
| 3 | NA | 0 | |

File : AHRI.Vukuzazi.ChestXray.2021.V2.01

RadRightLungPleuralEffusion: Radiologist Right Lung Pleural Effusion

| Value | Label | Cases | Percentage |
|---------|-------|-------|------------|
| Sysmiss | | 17302 | |

Warning: these figures indicate the number of cases found in the data file. They cannot be interpreted as summary statistics of the population of interest.

RadRightLungNodeEnlarge: Radiologist Right Lung Node Enlargement

| | |
|---------------------------|--|
| Information | [Type= discrete] [Format=numeric] [Range= 1-3] [Missing=*] |
| Statistics [NW/ W] | [Valid=29 /-] [Invalid=17305 /-] |

| Value | Label | Cases | Percentage |
|---------|-------|-------|------------|
| 1 | Yes | 29 | 100.0% |
| 2 | No | 0 | |
| 3 | NA | 0 | |
| Sysmiss | | 17305 | |

Warning: these figures indicate the number of cases found in the data file. They cannot be interpreted as summary statistics of the population of interest.

RadRightLungOther: Radiologist Right Lung Other

| | |
|---------------------------|--|
| Information | [Type= discrete] [Format=numeric] [Range= 1-3] [Missing=*] |
| Statistics [NW/ W] | [Valid=119 /-] [Invalid=17215 /-] |

| Value | Label | Cases | Percentage |
|---------|-------|-------|------------|
| 1 | Yes | 119 | 100.0% |
| 2 | No | 0 | |
| 3 | NA | 0 | |
| Sysmiss | | 17215 | |

Warning: these figures indicate the number of cases found in the data file. They cannot be interpreted as summary statistics of the population of interest.

RadActiveTB: Radiologist Diagnostic ActiveTB

| | |
|---------------------------|--|
| Information | [Type= discrete] [Format=numeric] [Range= 1-3] [Missing=*] |
| Statistics [NW/ W] | [Valid=443 /-] [Invalid=16891 /-] |

| Value | Label | Cases | Percentage |
|---------|-------|-------|------------|
| 1 | Yes | 443 | 100.0% |
| 2 | No | 0 | |
| 3 | NA | 0 | |
| Sysmiss | | 16891 | |

Warning: these figures indicate the number of cases found in the data file. They cannot be interpreted as summary statistics of the population of interest.

RadOldTB: Radiologist Diagnostic OldTB

| | |
|---------------------------|--|
| Information | [Type= discrete] [Format=numeric] [Range= 1-3] [Missing=*] |
| Statistics [NW/ W] | [Valid=2728 /-] [Invalid=14606 /-] |

| Value | Label | Cases | Percentage |
|---------|-------|-------|------------|
| 1 | Yes | 2728 | 100.0% |
| 2 | No | 0 | |
| 3 | NA | 0 | |
| Sysmiss | | 14606 | |

Warning: these figures indicate the number of cases found in the data file. They cannot be interpreted as summary statistics of the population of interest.

RadProbableTB: Radiologist Diagnostic ProbableTB

| | |
|--------------------|--|
| Information | [Type= discrete] [Format=numeric] [Range= 1-3] [Missing=*] |
|--------------------|--|

File : AHRI.Vukuzazi.ChestXray.2021.V2.01

RadProbableTB: Radiologist Diagnostic ProbableTB

Statistics [NW/ W] [Valid=6 /-] [Invalid=17328 /-]

| Value | Label | Cases | Percentage |
|---------|-------|-------|------------|
| 1 | Yes | 6 | 100.0% |
| 2 | No | 0 | |
| 3 | NA | 0 | |
| Sysmiss | | 17328 | |

Warning: these figures indicate the number of cases found in the data file. They cannot be interpreted as summary statistics of the population of interest.

RadOtherInfection: Radiologist Diagnostic Other Infection

Information [Type= discrete] [Format=numeric] [Range= 1-3] [Missing=*]

Statistics [NW/ W] [Valid=140 /-] [Invalid=17194 /-]

| Value | Label | Cases | Percentage |
|---------|-------|-------|------------|
| 1 | Yes | 140 | 100.0% |
| 2 | No | 0 | |
| 3 | NA | 0 | |
| Sysmiss | | 17194 | |

Warning: these figures indicate the number of cases found in the data file. They cannot be interpreted as summary statistics of the population of interest.

RadInflammatoryDisorder: Radiologist Diagnostic Inflammatory Disorder

Information [Type= discrete] [Format=numeric] [Range= 1-3] [Missing=*]

Statistics [NW/ W] [Valid=144 /-] [Invalid=17190 /-]

| Value | Label | Cases | Percentage |
|---------|-------|-------|------------|
| 1 | Yes | 144 | 100.0% |
| 2 | No | 0 | |
| 3 | NA | 0 | |
| Sysmiss | | 17190 | |

Warning: these figures indicate the number of cases found in the data file. They cannot be interpreted as summary statistics of the population of interest.

RadNeoplasm: Radiologist Diagnostic Neoplasm

Information [Type= discrete] [Format=numeric] [Range= 1-3] [Missing=*]

Statistics [NW/ W] [Valid=64 /-] [Invalid=17270 /-]

| Value | Label | Cases | Percentage |
|---------|-------|-------|------------|
| 1 | Yes | 64 | 100.0% |
| 2 | No | 0 | |
| 3 | NA | 0 | |
| Sysmiss | | 17270 | |

Warning: these figures indicate the number of cases found in the data file. They cannot be interpreted as summary statistics of the population of interest.

RadTrauma: Radiologist Diagnostic Trauma

Information [Type= discrete] [Format=numeric] [Range= 1-3] [Missing=*]

Statistics [NW/ W] [Valid=127 /-] [Invalid=17207 /-]

| Value | Label | Cases | Percentage |
|-------|-------|-------|------------|
| 1 | Yes | 127 | 100.0% |
| 2 | No | 0 | |
| 3 | NA | 0 | |

File : AHRI.Vukuzazi.ChestXray.2021.V2.01

RadTrauma: Radiologist Diagnostic Trauma

| Value | Label | Cases | Percentage |
|---------|-------|-------|------------|
| Sysmiss | | 17207 | |

Warning: these figures indicate the number of cases found in the data file. They cannot be interpreted as summary statistics of the population of interest.

RadCongenitalAbnormality: Radiologist Diagnostic CongenitalAbnormality

| | |
|---------------------------|--|
| Information | [Type= discrete] [Format=numeric] [Range= 1-3] [Missing=*] |
| Statistics [NW/ W] | [Valid=471 /-] [Invalid=16863 /-] |

| Value | Label | Cases | Percentage |
|---------|-------|-------|------------|
| 1 | Yes | 471 | 100.0% |
| 2 | No | 0 | |
| 3 | NA | 0 | |
| Sysmiss | | 16863 | |

Warning: these figures indicate the number of cases found in the data file. They cannot be interpreted as summary statistics of the population of interest.

RadCardiacDisorder: Radiologist Diagnostic CardiacDisorder

| | |
|---------------------------|--|
| Information | [Type= discrete] [Format=numeric] [Range= 1-3] [Missing=*] |
| Statistics [NW/ W] | [Valid=291 /-] [Invalid=17043 /-] |

| Value | Label | Cases | Percentage |
|---------|-------|-------|------------|
| 1 | Yes | 291 | 100.0% |
| 2 | No | 0 | |
| 3 | NA | 0 | |
| Sysmiss | | 17043 | |

Warning: these figures indicate the number of cases found in the data file. They cannot be interpreted as summary statistics of the population of interest.

RadVascularDisorder: Radiologist Diagnostic VascularDisorder

| | |
|---------------------------|--|
| Information | [Type= discrete] [Format=numeric] [Range= 1-3] [Missing=*] |
| Statistics [NW/ W] | [Valid=666 /-] [Invalid=16668 /-] |

| Value | Label | Cases | Percentage |
|---------|-------|-------|------------|
| 1 | Yes | 666 | 100.0% |
| 2 | No | 0 | |
| 3 | NA | 0 | |
| Sysmiss | | 16668 | |

Warning: these figures indicate the number of cases found in the data file. They cannot be interpreted as summary statistics of the population of interest.

RadDegenerativeDisorder: Radiologist Diagnostic Degenerative Disorder

| | |
|---------------------------|--|
| Information | [Type= discrete] [Format=numeric] [Range= 1-3] [Missing=*] |
| Statistics [NW/ W] | [Valid=64 /-] [Invalid=17270 /-] |

| Value | Label | Cases | Percentage |
|---------|-------|-------|------------|
| 1 | Yes | 64 | 100.0% |
| 2 | No | 0 | |
| 3 | NA | 0 | |
| Sysmiss | | 17270 | |

Warning: these figures indicate the number of cases found in the data file. They cannot be interpreted as summary statistics of the population of interest.

RadTBDiagnosticOther: Radiologist TB Diagnostic Other

| | |
|--------------------|--|
| Information | [Type= discrete] [Format=numeric] [Range= 1-3] [Missing=*] |
|--------------------|--|

File : AHRI.Vukuzazi.ChestXray.2021.V2.01

RadTBDiagnosticOther: Radiologist TB Diagnostic Other

Statistics [NW/ W] [Valid=369 /-] [Invalid=16965 /-]

| Value | Label | Cases | Percentage |
|---------|-------|-------|------------|
| 1 | Yes | 369 | 100.0% |
| 2 | No | 0 | |
| 3 | NA | 0 | |
| Sysmiss | | 16965 | |

Warning: these figures indicate the number of cases found in the data file. They cannot be interpreted as summary statistics of the population of interest.

MoLungField: Medical Officer lung field

Information [Type= discrete] [Format=numeric] [Range= 1-2] [Missing=*]

Statistics [NW/ W] [Valid=2123 /-] [Invalid=15211 /-]

| Value | Label | Cases | Percentage |
|---------|----------------------|-------|------------|
| 1 | Normal Lung Fields | 1795 | 84.6% |
| 2 | Abnormal Lung Fields | 328 | 15.4% |
| Sysmiss | | 15211 | |

Warning: these figures indicate the number of cases found in the data file. They cannot be interpreted as summary statistics of the population of interest.

CxrMoConclusion: Medical Officer CXR conclusion

Information [Type= discrete] [Format=numeric] [Range= 1-6] [Missing=*]

Statistics [NW/ W] [Valid=2123 /-] [Invalid=15211 /-]

| Value | Label | Cases | Percentage |
|---------|--|-------|------------|
| 1 | N = Normal | 1633 | 76.9% |
| 2 | AD-NS = abnormality detected ? not signi?cant | 168 | 7.9% |
| 3 | ADS-NA = abnormality detected, significant ? no active disease | 160 | 7.5% |
| 4 | ADS-NT = abnormality detected, signi?cant ? not tuberculosis | 21 | 1.0% |
| 5 | ADS-TB = abnormality detected, signi?cant ? tuberculosis | 77 | 3.6% |
| 6 | ADS-U = abnormality detected, signi?cant ? unclassi?ed | 64 | 3.0% |
| Sysmiss | | 15211 | |

Warning: these figures indicate the number of cases found in the data file. They cannot be interpreted as summary statistics of the population of interest.

CxrMoDiagnosticOther: Medical Officer CXR other diagnosiic

Information [Type= discrete] [Format=numeric] [Missing=*]

Statistics [NW/ W] [Valid=0 /-] [Invalid=17334 /-]

CxrMoReport: Medical report CXR

Information [Type= discrete] [Format=character] [Missing=*]

Statistics [NW/ W] [Valid=145 /-] [Invalid=0 /-]

MOLeftLungNormal: Medical Officer Left Lung Normal

Information [Type= discrete] [Format=numeric] [Range= 1-3] [Missing=*]

Statistics [NW/ W] [Valid=133 /-] [Invalid=17201 /-]

| Value | Label | Cases | Percentage |
|---------|-------|-------|------------|
| 1 | Yes | 133 | 100.0% |
| 2 | No | 0 | |
| 3 | NA | 0 | |
| Sysmiss | | 17201 | |

File : AHRI.Vukuzazi.ChestXray.2021.V2.01






MLeftLungNormal: Medical Officer Left Lung Normal

Warning: these figures indicate the number of cases found in the data file. They cannot be interpreted as summary statistics of the population of interest.

| # MOleftLungConsolid: Medical Officer Left Lung Consolidation | | | |
|--|--|--------------|-------------------|
| Information | [Type= discrete] [Format=numeric] [Range= 1-3] [Missing=*] | | |
| Statistics [NW/ W] | [Valid=18 /-] [Invalid=17316 /-] | | |
| Value | Label | Cases | Percentage |
| 1 | Yes | 18 | 100.0% |
| 2 | No | 0 | |
| 3 | NA | 0 | |
| Sysmiss | | 17316 | |
| <i>Warning: these figures indicate the number of cases found in the data file. They cannot be interpreted as summary statistics of the population of interest.</i> | | | |
| # MOleftLungCavitation: Medical Officer Left Lung Cavitation | | | |
| Information | [Type= discrete] [Format=numeric] [Range= 1-3] [Missing=*] | | |
| Statistics [NW/ W] | [Valid=40 /-] [Invalid=17294 /-] | | |
| Value | Label | Cases | Percentage |
| 1 | Yes | 40 | 100.0% |
| 2 | No | 0 | |
| 3 | NA | 0 | |
| Sysmiss | | 17294 | |
| <i>Warning: these figures indicate the number of cases found in the data file. They cannot be interpreted as summary statistics of the population of interest.</i> | | | |
| # MOleftLungNodules: Medical Officer Left Lung Nodules | | | |
| Information | [Type= discrete] [Format=numeric] [Range= 1-3] [Missing=*] | | |
| Statistics [NW/ W] | [Valid=24 /-] [Invalid=17310 /-] | | |
| Value | Label | Cases | Percentage |
| 1 | Yes | 24 | 100.0% |
| 2 | No | 0 | |
| 3 | NA | 0 | |
| Sysmiss | | 17310 | |
| <i>Warning: these figures indicate the number of cases found in the data file. They cannot be interpreted as summary statistics of the population of interest.</i> | | | |
| # MOleftLungMass: Medical Officer Left Lung Mass | | | |
| Information | [Type= discrete] [Format=numeric] [Range= 1-3] [Missing=*] | | |
| Statistics [NW/ W] | [Valid=5 /-] [Invalid=17329 /-] | | |
| Value | Label | Cases | Percentage |
| 1 | Yes | 5 | 100.0% |
| 2 | No | 0 | |
| 3 | NA | 0 | |
| Sysmiss | | 17329 | |
| <i>Warning: these figures indicate the number of cases found in the data file. They cannot be interpreted as summary statistics of the population of interest.</i> | | | |
| # MOleftLungReticular: Medical Officer Left Lung Reticular Opacities | | | |
| Information | [Type= discrete] [Format=numeric] [Range= 1-3] [Missing=*] | | |
| Statistics [NW/ W] | [Valid=32 /-] [Invalid=17302 /-] | | |
| Value | Label | Cases | Percentage |
| 1 | Yes | 32 | 100.0% |
| 2 | No | 0 | |
| 3 | NA | 0 | |
| Sysmiss | | 17302 | |

| # MOleftLungReticular: Medical Officer Left Lung Reticular Opacities | | | |
|--|--------------|--|-------------------|
| <i>Warning: these figures indicate the number of cases found in the data file. They cannot be interpreted as summary statistics of the population of interest.</i> | | | |
| # MOleftLungFibrosis: Medical Officer Left Lung Fibrosis | | | |
| Information | | [Type= discrete] [Format=numeric] [Range= 1-3] [Missing=*] | |
| Statistics [NW/ W] | | [Valid=71 /-] [Invalid=17263 /-] | |
| Value | Label | Cases | Percentage |
| 1 | Yes | 71 | 100.0% |
| 2 | No | 0 | |
| 3 | NA | 0 | |
| Sysmiss | | 17263 | |
| <i>Warning: these figures indicate the number of cases found in the data file. They cannot be interpreted as summary statistics of the population of interest.</i> | | | |
| # MOleftLungCalcification: Medical Officer Left Lung calcification | | | |
| Information | | [Type= discrete] [Format=numeric] [Range= 1-3] [Missing=*] | |
| Statistics [NW/ W] | | [Valid=25 /-] [Invalid=17309 /-] | |
| Value | Label | Cases | Percentage |
| 1 | Yes | 25 | 100.0% |
| 2 | No | 0 | |
| 3 | NA | 0 | |
| Sysmiss | | 17309 | |
| <i>Warning: these figures indicate the number of cases found in the data file. They cannot be interpreted as summary statistics of the population of interest.</i> | | | |
| # MOleftLungPleuralThick: Medical Officer Left Lung Pleural Thickening | | | |
| Information | | [Type= discrete] [Format=numeric] [Range= 1-3] [Missing=*] | |
| Statistics [NW/ W] | | [Valid=28 /-] [Invalid=17306 /-] | |
| Value | Label | Cases | Percentage |
| 1 | Yes | 28 | 100.0% |
| 2 | No | 0 | |
| 3 | NA | 0 | |
| Sysmiss | | 17306 | |
| <i>Warning: these figures indicate the number of cases found in the data file. They cannot be interpreted as summary statistics of the population of interest.</i> | | | |
| # MOleftLungPleuralEffusion: Medical Officer Left Lung Pleural Effusion | | | |
| Information | | [Type= discrete] [Format=numeric] [Range= 1-3] [Missing=*] | |
| Statistics [NW/ W] | | [Valid=8 /-] [Invalid=17326 /-] | |
| Value | Label | Cases | Percentage |
| 1 | Yes | 8 | 100.0% |
| 2 | No | 0 | |
| 3 | NA | 0 | |
| Sysmiss | | 17326 | |
| <i>Warning: these figures indicate the number of cases found in the data file. They cannot be interpreted as summary statistics of the population of interest.</i> | | | |
| # MOleftLungNodeEnlarge: Medical Officer Left Lung Node Enlargement | | | |
| Information | | [Type= discrete] [Format=numeric] [Range= 1-3] [Missing=*] | |
| Statistics [NW/ W] | | [Valid=4 /-] [Invalid=17330 /-] | |
| Value | Label | Cases | Percentage |
| 1 | Yes | 4 | 100.0% |
| 2 | No | 0 | |

| # MOLeftLungNodeEnlarge: Medical Officer Left Lung Node Enlargement | | | |
|--|--|--------------|-------------------|
| Value | Label | Cases | Percentage |
| 3 | NA | 0 | |
| Sysmiss | | 17330 | |
| <i>Warning: these figures indicate the number of cases found in the data file. They cannot be interpreted as summary statistics of the population of interest.</i> | | | |
| # MOLeftLungOther: Medical Officer Left Lung Other | | | |
| Information | [Type= discrete] [Format=numeric] [Range= 1-3] [Missing=*] | | |
| Statistics [NW/ W] | [Valid=29 /-] [Invalid=17305 /-] | | |
| Value | Label | Cases | Percentage |
| 1 | Yes | 29 | 100.0% |
| 2 | No | 0 | |
| 3 | NA | 0 | |
| Sysmiss | | 17305 | |
| <i>Warning: these figures indicate the number of cases found in the data file. They cannot be interpreted as summary statistics of the population of interest.</i> | | | |
| # MORightLungNormal: Medical Officer Right Lung Normal | | | |
| Information | [Type= discrete] [Format=numeric] [Range= 1-3] [Missing=*] | | |
| Statistics [NW/ W] | [Valid=54 /-] [Invalid=17280 /-] | | |
| Value | Label | Cases | Percentage |
| 1 | Yes | 54 | 100.0% |
| 2 | No | 0 | |
| 3 | NA | 0 | |
| Sysmiss | | 17280 | |
| <i>Warning: these figures indicate the number of cases found in the data file. They cannot be interpreted as summary statistics of the population of interest.</i> | | | |
| # MORightLungConsolid: Medical Officer Right Lung Consolidation | | | |
| Information | [Type= discrete] [Format=numeric] [Range= 1-3] [Missing=*] | | |
| Statistics [NW/ W] | [Valid=33 /-] [Invalid=17301 /-] | | |
| Value | Label | Cases | Percentage |
| 1 | Yes | 33 | 100.0% |
| 2 | No | 0 | |
| 3 | NA | 0 | |
| Sysmiss | | 17301 | |
| <i>Warning: these figures indicate the number of cases found in the data file. They cannot be interpreted as summary statistics of the population of interest.</i> | | | |
| # MORightLungCavitation: Medical Officer Right Lung Cavitation | | | |
| Information | [Type= discrete] [Format=numeric] [Range= 1-3] [Missing=*] | | |
| Statistics [NW/ W] | [Valid=30 /-] [Invalid=17304 /-] | | |
| Value | Label | Cases | Percentage |
| 1 | Yes | 30 | 100.0% |
| 2 | No | 0 | |
| 3 | NA | 0 | |
| Sysmiss | | 17304 | |
| <i>Warning: these figures indicate the number of cases found in the data file. They cannot be interpreted as summary statistics of the population of interest.</i> | | | |
| # MORightLungNodules: Medical Officer Right Lung Nodules | | | |
| Information | [Type= discrete] [Format=numeric] [Range= 1-3] [Missing=*] | | |
| Statistics [NW/ W] | [Valid=33 /-] [Invalid=17301 /-] | | |

| # MORightLungNodules: Medical Officer Right Lung Nodules | | | |
|--|--|--------------|--|
| Value | Label | Cases | Percentage |
| 1 | Yes | 33 |  100.0% |
| 2 | No | 0 | |
| 3 | NA | 0 | |
| Sysmiss | | 17301 | |
| <i>Warning: these figures indicate the number of cases found in the data file. They cannot be interpreted as summary statistics of the population of interest.</i> | | | |
| # MORightLungMass: Medical Officer Right Lung Mass | | | |
| Information | [Type= discrete] [Format=numeric] [Range= 1-3] [Missing=*] | | |
| Statistics [NW/ W] | [Valid=13 /-] [Invalid=17321 /-] | | |
| Value | Label | Cases | Percentage |
| 1 | Yes | 13 |  100.0% |
| 2 | No | 0 | |
| 3 | NA | 0 | |
| Sysmiss | | 17321 | |
| <i>Warning: these figures indicate the number of cases found in the data file. They cannot be interpreted as summary statistics of the population of interest.</i> | | | |
| # MORightLungReticular: Medical Officer Right Lung ReticularOpacities | | | |
| Information | [Type= discrete] [Format=numeric] [Range= 1-3] [Missing=*] | | |
| Statistics [NW/ W] | [Valid=72 /-] [Invalid=17262 /-] | | |
| Value | Label | Cases | Percentage |
| 1 | Yes | 72 |  100.0% |
| 2 | No | 0 | |
| 3 | NA | 0 | |
| Sysmiss | | 17262 | |
| <i>Warning: these figures indicate the number of cases found in the data file. They cannot be interpreted as summary statistics of the population of interest.</i> | | | |
| # MORightLungFibrosis: Medical Officer Right Lung Fibrosis | | | |
| Information | [Type= discrete] [Format=numeric] [Range= 1-3] [Missing=*] | | |
| Statistics [NW/ W] | [Valid=111 /-] [Invalid=17223 /-] | | |
| Value | Label | Cases | Percentage |
| 1 | Yes | 111 |  100.0% |
| 2 | No | 0 | |
| 3 | NA | 0 | |
| Sysmiss | | 17223 | |
| <i>Warning: these figures indicate the number of cases found in the data file. They cannot be interpreted as summary statistics of the population of interest.</i> | | | |
| # MORightLungCalcification: Medical Officer Right Lung Calcification | | | |
| Information | [Type= discrete] [Format=numeric] [Range= 1-3] [Missing=*] | | |
| Statistics [NW/ W] | [Valid=28 /-] [Invalid=17306 /-] | | |
| Value | Label | Cases | Percentage |
| 1 | Yes | 28 |  100.0% |
| 2 | No | 0 | |
| 3 | NA | 0 | |
| Sysmiss | | 17306 | |
| <i>Warning: these figures indicate the number of cases found in the data file. They cannot be interpreted as summary statistics of the population of interest.</i> | | | |

| # MORightLungPleuralThick: Medical Officer Right Lung Pleural Thickening | | | |
|--|--|--------------|-------------------|
| Information | [Type= discrete] [Format=numeric] [Range= 1-3] [Missing=*] | | |
| Statistics [NW/ W] | [Valid=44 /-] [Invalid=17290 /-] | | |
| Value | Label | Cases | Percentage |
| 1 | Yes | 44 | 100.0% |
| 2 | No | 0 | |
| 3 | NA | 0 | |
| Sysmiss | | 17290 | |
| <i>Warning: these figures indicate the number of cases found in the data file. They cannot be interpreted as summary statistics of the population of interest.</i> | | | |
| # MORightLungPleuralEffusion: Medical Officer Right Lung Pleural Effusion | | | |
| Information | [Type= discrete] [Format=numeric] [Range= 1-3] [Missing=*] | | |
| Statistics [NW/ W] | [Valid=13 /-] [Invalid=17321 /-] | | |
| Value | Label | Cases | Percentage |
| 1 | Yes | 13 | 100.0% |
| 2 | No | 0 | |
| 3 | NA | 0 | |
| Sysmiss | | 17321 | |
| <i>Warning: these figures indicate the number of cases found in the data file. They cannot be interpreted as summary statistics of the population of interest.</i> | | | |
| # MORightLungNodeEnlarge: Medical Officer Right Lung Node Enlargement | | | |
| Information | [Type= discrete] [Format=numeric] [Range= 1-3] [Missing=*] | | |
| Statistics [NW/ W] | [Valid=7 /-] [Invalid=17327 /-] | | |
| Value | Label | Cases | Percentage |
| 1 | Yes | 7 | 100.0% |
| 2 | No | 0 | |
| 3 | NA | 0 | |
| Sysmiss | | 17327 | |
| <i>Warning: these figures indicate the number of cases found in the data file. They cannot be interpreted as summary statistics of the population of interest.</i> | | | |
| # MOActiveTB: Medical Officer Diagnostic ActiveTB | | | |
| Information | [Type= discrete] [Format=numeric] [Range= 1-3] [Missing=*] | | |
| Statistics [NW/ W] | [Valid=46 /-] [Invalid=17288 /-] | | |
| Value | Label | Cases | Percentage |
| 1 | Yes | 46 | 100.0% |
| 2 | No | 0 | |
| 3 | NA | 0 | |
| Sysmiss | | 17288 | |
| <i>Warning: these figures indicate the number of cases found in the data file. They cannot be interpreted as summary statistics of the population of interest.</i> | | | |
| # MORightLungOther: Medical Officer Right Lung Other | | | |
| Information | [Type= discrete] [Format=numeric] [Range= 1-3] [Missing=*] | | |
| Statistics [NW/ W] | [Valid=27 /-] [Invalid=17307 /-] | | |
| Value | Label | Cases | Percentage |
| 1 | Yes | 27 | 100.0% |
| 2 | No | 0 | |
| 3 | NA | 0 | |
| Sysmiss | | 17307 | |

| # MORightLungOther: Medical Officer Right Lung Other | | | |
|--|--------------|--|-------------------|
| <i>Warning: these figures indicate the number of cases found in the data file. They cannot be interpreted as summary statistics of the population of interest.</i> | | | |
| # MOOldTB: Medical Officer Diagnostic OldTB | | | |
| Information | | [Type= discrete] [Format=numeric] [Range= 1-3] [Missing=*] | |
| Statistics [NW/ W] | | [Valid=235 /-] [Invalid=17099 /-] | |
| Value | Label | Cases | Percentage |
| 1 | Yes | 235 | 100.0% |
| 2 | No | 0 | |
| 3 | NA | 0 | |
| Sysmiss | | 17099 | |
| <i>Warning: these figures indicate the number of cases found in the data file. They cannot be interpreted as summary statistics of the population of interest.</i> | | | |
| # MOProbableTB: Medical Officer Diagnostic ProbableTB | | | |
| Information | | [Type= discrete] [Format=numeric] [Range= 1-3] [Missing=*] | |
| Statistics [NW/ W] | | [Valid=58 /-] [Invalid=17276 /-] | |
| Value | Label | Cases | Percentage |
| 1 | Yes | 58 | 100.0% |
| 2 | No | 0 | |
| 3 | NA | 0 | |
| Sysmiss | | 17276 | |
| <i>Warning: these figures indicate the number of cases found in the data file. They cannot be interpreted as summary statistics of the population of interest.</i> | | | |
| # MOOtherInfection: Medical Officer Diagnostic Other Infection | | | |
| Information | | [Type= discrete] [Format=numeric] [Range= 1-3] [Missing=*] | |
| Statistics [NW/ W] | | [Valid=44 /-] [Invalid=17290 /-] | |
| Value | Label | Cases | Percentage |
| 1 | Yes | 44 | 100.0% |
| 2 | No | 0 | |
| 3 | NA | 0 | |
| Sysmiss | | 17290 | |
| <i>Warning: these figures indicate the number of cases found in the data file. They cannot be interpreted as summary statistics of the population of interest.</i> | | | |
| # MOInflammatoryDisorder: Medical Officer Diagnostic Inflammatory Disorder | | | |
| Information | | [Type= discrete] [Format=numeric] [Range= 1-3] [Missing=*] | |
| Statistics [NW/ W] | | [Valid=15 /-] [Invalid=17319 /-] | |
| Value | Label | Cases | Percentage |
| 1 | Yes | 15 | 100.0% |
| 2 | No | 0 | |
| 3 | NA | 0 | |
| Sysmiss | | 17319 | |
| <i>Warning: these figures indicate the number of cases found in the data file. They cannot be interpreted as summary statistics of the population of interest.</i> | | | |
| # MONEoplasm: Medical Officer Diagnostic Neoplasm | | | |
| Information | | [Type= discrete] [Format=numeric] [Range= 1-3] [Missing=*] | |
| Statistics [NW/ W] | | [Valid=13 /-] [Invalid=17321 /-] | |
| Value | Label | Cases | Percentage |
| 1 | Yes | 13 | 100.0% |
| 2 | No | 0 | |

| # MONEoplasm: Medical Officer Diagnostic Neoplasm | | | |
|--|--|-------|------------|
| Value | Label | Cases | Percentage |
| 3 | NA | 0 | |
| Sysmiss | | 17321 | |
| <i>Warning: these figures indicate the number of cases found in the data file. They cannot be interpreted as summary statistics of the population of interest.</i> | | | |
| # MOTrauma: Medical Officer Diagnostic Trauma | | | |
| Information | [Type= discrete] [Format=numeric] [Range= 1-3] [Missing=*] | | |
| Statistics [NW/ W] | [Valid=5 /-] [Invalid=17329 /-] | | |
| Value | Label | Cases | Percentage |
| 1 | Yes | 5 | 100.0% |
| 2 | No | 0 | |
| 3 | NA | 0 | |
| Sysmiss | | 17329 | |
| <i>Warning: these figures indicate the number of cases found in the data file. They cannot be interpreted as summary statistics of the population of interest.</i> | | | |
| # MOCongenitalAbnormality: Medical Officer Diagnostic CongenitalAbnormality | | | |
| Information | [Type= discrete] [Format=numeric] [Range= 1-3] [Missing=*] | | |
| Statistics [NW/ W] | [Valid=12 /-] [Invalid=17322 /-] | | |
| Value | Label | Cases | Percentage |
| 1 | Yes | 12 | 100.0% |
| 2 | No | 0 | |
| 3 | NA | 0 | |
| Sysmiss | | 17322 | |
| <i>Warning: these figures indicate the number of cases found in the data file. They cannot be interpreted as summary statistics of the population of interest.</i> | | | |
| # MOCardiacDisorder: Medical Officer Diagnostic CardiacDisorder | | | |
| Information | [Type= discrete] [Format=numeric] [Range= 1-3] [Missing=*] | | |
| Statistics [NW/ W] | [Valid=54 /-] [Invalid=17280 /-] | | |
| Value | Label | Cases | Percentage |
| 1 | Yes | 54 | 100.0% |
| 2 | No | 0 | |
| 3 | NA | 0 | |
| Sysmiss | | 17280 | |
| <i>Warning: these figures indicate the number of cases found in the data file. They cannot be interpreted as summary statistics of the population of interest.</i> | | | |
| # MOVascularDisorder: Medical Officer Diagnostic VascularDisorder | | | |
| Information | [Type= discrete] [Format=numeric] [Range= 1-3] [Missing=*] | | |
| Statistics [NW/ W] | [Valid=167 /-] [Invalid=17167 /-] | | |
| Value | Label | Cases | Percentage |
| 1 | Yes | 167 | 100.0% |
| 2 | No | 0 | |
| 3 | NA | 0 | |
| Sysmiss | | 17167 | |
| <i>Warning: these figures indicate the number of cases found in the data file. They cannot be interpreted as summary statistics of the population of interest.</i> | | | |
| # MODEgenerativeDisorder: Medical Officer Diagnostic Degenerative Disorder | | | |
| Information | [Type= discrete] [Format=numeric] [Range= 1-3] [Missing=*] | | |
| Statistics [NW/ W] | [Valid=39 /-] [Invalid=17295 /-] | | |

MODegenerativeDisorder: Medical Officer Diagnostic Degenerative Disorder

| Value | Label | Cases | Percentage |
|---------|-------|-------|------------|
| 1 | Yes | 39 | 100.0% |
| 2 | No | 0 | |
| 3 | NA | 0 | |
| Sysmiss | | 17295 | |

Warning: these figures indicate the number of cases found in the data file. They cannot be interpreted as summary statistics of the population of interest.

MOTBDiagnosticOther: Medical Officer Diagnostic TB Diagnostic Other

| | |
|---------------------------|--|
| Information | [Type= discrete] [Format=numeric] [Range= 1-3] [Missing=*] |
| Statistics [NW/ W] | [Valid=25 /-] [Invalid=17309 /-] |

| Value | Label | Cases | Percentage |
|---------|-------|-------|------------|
| 1 | Yes | 25 | 100.0% |
| 2 | No | 0 | |
| 3 | NA | 0 | |
| Sysmiss | | 17309 | |

Warning: these figures indicate the number of cases found in the data file. They cannot be interpreted as summary statistics of the population of interest.

File : AHRI.Vukuzazi.HIV.2021.V2.01

IndividualId: Vukuzazi unique Internal Id of Individual

Information [Type= continuous] [Format=numeric] [Range= 5-38856] [Missing=*]

Statistics [NW/ W] [Valid=18025 /-] [Invalid=0 /-] [Mean=18149.093 /-] [StdDev=11158.981 /-]

VisitDate: Vukuzazi camp visit date

Information [Type= discrete] [Format=character] [Missing=*]

Statistics [NW/ W] [Valid=18025 /-]

ReceivedHIVTestResult: Have you ever received a test result for HIV?

Information [Type= discrete] [Format=numeric] [Range= 1-3] [Missing=*]

Statistics [NW/ W] [Valid=18024 /-] [Invalid=1 /-]

| Value | Label | Cases | Percentage |
|---------|---------|-------|------------|
| 1 | Yes | 15109 | 83.8% |
| 2 | No | 2750 | 15.3% |
| 3 | Unknown | 165 | 0.9% |
| Sysmiss | | 1 | |

Warning: these figures indicate the number of cases found in the data file. They cannot be interpreted as summary statistics of the population of interest.

HadPosHIVResult: Have you ever had a positive HIV test result?

Information [Type= discrete] [Format=numeric] [Range= 1-3] [Missing=*]

Statistics [NW/ W] [Valid=15109 /-] [Invalid=2916 /-]

| Value | Label | Cases | Percentage |
|---------|---------|-------|------------|
| 1 | Yes | 5268 | 34.9% |
| 2 | No | 9776 | 64.7% |
| 3 | Unknown | 65 | 0.4% |
| Sysmiss | | 2916 | |

Warning: these figures indicate the number of cases found in the data file. They cannot be interpreted as summary statistics of the population of interest.

HadPosHIVResultDateType: Do you remember the exact date, or year of your first positive test result?

Information [Type= discrete] [Format=numeric] [Range= 1-3] [Missing=*]

Statistics [NW/ W] [Valid=5270 /-] [Invalid=12755 /-]

| Value | Label | Cases | Percentage |
|---------|--------------|-------|------------|
| 1 | Exact date | 550 | 10.4% |
| 2 | Year only | 3969 | 75.3% |
| 3 | I don't know | 751 | 14.3% |
| Sysmiss | | 12755 | |

Warning: these figures indicate the number of cases found in the data file. They cannot be interpreted as summary statistics of the population of interest.

HIVPosResult1stDate: When was your first positive test result?

Information [Type= discrete] [Format=character] [Missing=*]

Statistics [NW/ W] [Valid=550 /-]

HIVPosResult1stYear: Year of First HIV Positive Result

Information [Type= continuous] [Format=numeric] [Range= 1978-2019] [Missing=*]

Statistics [NW/ W] [Valid=3969 /-] [Invalid=14056 /-] [Mean=2012.354 /-] [StdDev=5.029 /-]

LastHIVNegResultDateType: Type of Last HIV Negative date

Information [Type= discrete] [Format=numeric] [Range= 1-3] [Missing=*]

File : AHRI.Vukuzazi.HIV.2021.V2.01

LastHIVNegResultDateType: Type of Last HIV Negative date

Statistics [NW/ W] [Valid=9619 /-] [Invalid=8406 /-]

| Value | Label | Cases | Percentage |
|------------|--------------|-------|------------|
| 1 | Exact date | 1583 | 16.5% |
| 2 | Year only | 7163 | 74.5% |
| 3 | I don?t know | 873 | 9.1% |
| Systemmiss | | 8406 | |

Warning: these figures indicate the number of cases found in the data file. They cannot be interpreted as summary statistics of the population of interest.

LastHIVNegResultDate: When was your last negative test result?

Information [Type= discrete] [Format=character] [Missing=*]

Statistics [NW/ W] [Valid=0 /-]

LastHIVNegResultYear: Year Last HIV Negative Result

Information [Type= continuous] [Format=numeric] [Range= 1918-2020] [Missing=*]

Statistics [NW/ W] [Valid=7163 /-] [Invalid=10862 /-] [Mean=2017.888 /-] [StdDev=2.224 /-]

EverOnART: Have you ever been on ART?

Information [Type= discrete] [Format=numeric] [Range= 1-3] [Missing=*]

Statistics [NW/ W] [Valid=4967 /-] [Invalid=13058 /-]

| Value | Label | Cases | Percentage |
|------------|----------------|-------|------------|
| 1 | Yes | 4797 | 96.6% |
| 2 | No | 167 | 3.4% |
| 3 | Refused to say | 3 | 0.1% |
| Systemmiss | | 13058 | |

Warning: these figures indicate the number of cases found in the data file. They cannot be interpreted as summary statistics of the population of interest.

ARTInitiationDateType: Do you remember the exact date, or year when you first started ART?

Information [Type= discrete] [Format=numeric] [Range= 1-3] [Missing=*]

Statistics [NW/ W] [Valid=634 /-] [Invalid=17391 /-]

| Value | Label | Cases | Percentage |
|------------|--------------|-------|------------|
| 1 | Exact date | 634 | 100.0% |
| 2 | Year only | 0 | |
| 3 | I don?t know | 0 | |
| Systemmiss | | 17391 | |

Warning: these figures indicate the number of cases found in the data file. They cannot be interpreted as summary statistics of the population of interest.

ARTInitiationDate: When did you first start ART?

Information [Type= discrete] [Format=character] [Missing=*]

Statistics [NW/ W] [Valid=634 /-]

ARTInitiationYear: Year Of ART Initiation

Information [Type= continuous] [Format=numeric] [Range= 1915-2019] [Missing=*]

Statistics [NW/ W] [Valid=3701 /-] [Invalid=14324 /-] [Mean=2012.714 /-] [StdDev=4.931 /-]

CurrentlyOnART: Are you currently receiving ART?

Information [Type= discrete] [Format=numeric] [Range= 1-3] [Missing=*]

Statistics [NW/ W] [Valid=5099 /-] [Invalid=12926 /-]

File : AHRI.Vukuzazi.HIV.2021.V2.01

CurrentlyOnART: Are you currently receiving ART?

| Value | Label | Cases | Percentage |
|---------|---------|-------|------------|
| 1 | Yes | 5029 | 98.6% |
| 2 | No | 70 | 1.4% |
| 3 | Unknown | 0 | |
| Sysmiss | | 12926 | |

Warning: these figures indicate the number of cases found in the data file. They cannot be interpreted as summary statistics of the population of interest.

ARTDefault: Have you ever stopped/defaulted from ART treatment? (Defaulted explained as not t

| | |
|---------------------------|--|
| Information | [Type= discrete] [Format=numeric] [Range= 1-3] [Missing=*] |
| Statistics [NW/ W] | [Valid=5099 /-] [Invalid=12926 /-] |

| Value | Label | Cases | Percentage |
|---------|---------|-------|------------|
| 1 | Yes | 120 | 2.4% |
| 2 | No | 4958 | 97.2% |
| 3 | Unknown | 21 | 0.4% |
| Sysmiss | | 12926 | |

Warning: these figures indicate the number of cases found in the data file. They cannot be interpreted as summary statistics of the population of interest.

ARTDefaultTimes: HART default times

| | |
|---------------------------|---|
| Information | [Type= continuous] [Format=numeric] [Range= 1-12] [Missing=*/101] |
| Statistics [NW/ W] | [Valid=118 /-] [Invalid=17907 /-] [Mean=1.568 /-] [StdDev=1.604 /-] |

| Value | Label | Cases | Percentage |
|-------|-------|-------|------------|
| 101 | .. | | |

Warning: these figures indicate the number of cases found in the data file. They cannot be interpreted as summary statistics of the population of interest.

HIVElisa: HIV Elisa Result

| | |
|---------------------------|---|
| Information | [Type= discrete] [Format=numeric] [Range= 1-3] [Missing=*/11] |
| Statistics [NW/ W] | [Valid=17952 /-] [Invalid=73 /-] |

| Value | Label | Cases | Percentage |
|---------|---------------|-------|------------|
| 1 | Positive | 6096 | 34.0% |
| 2 | Negative | 11853 | 66.0% |
| 3 | Indeterminate | 3 | 0.0% |
| 11 | .. | 0 | |
| Sysmiss | | 73 | |

Warning: these figures indicate the number of cases found in the data file. They cannot be interpreted as summary statistics of the population of interest.

CD4LymphAb: CD4 Lymphocytes Abs

| | |
|---------------------------|---|
| Information | [Type= continuous] [Format=numeric] [Range= 3-4084] [Missing=*/10001] |
| Statistics [NW/ W] | [Valid=6117 /-] [Invalid=11908 /-] [Mean=718.192 /-] [StdDev=340.32 /-] |

| Value | Label | Cases | Percentage |
|-------|-------|-------|------------|
| 10001 | .. | | |

Warning: these figures indicate the number of cases found in the data file. They cannot be interpreted as summary statistics of the population of interest.

CD4LymphPercent: CD4 Lymphocytes %

| | |
|---------------------------|---|
| Information | [Type= continuous] [Format=numeric] [Range= 0-72] [Missing=*/101] |
| Statistics [NW/ W] | [Valid=6106 /-] [Invalid=11919 /-] [Mean=30.142 /-] [StdDev=10.06 /-] |

File : AHRI.Vukuzazi.HIV.2021.V2.01

CD4LymphPercent: CD4 Lymphocytes %

| Value | Label | Cases | Percentage |
|-------|-------|-------|------------|
| 101 | .. | | |

Warning: these figures indicate the number of cases found in the data file. They cannot be interpreted as summary statistics of the population of interest.

CD8LymphAb: CD8 Lymphocytes Abs

| | |
|---------------------------|---|
| Information | [Type= continuous] [Format=numeric] [Range= 140-5205] [Missing=*/10001] |
| Statistics [NW/ W] | [Valid=6118 /-] [Invalid=11907 /-] [Mean=1018.529 /-] [StdDev=503.256 /-] |

| Value | Label | Cases | Percentage |
|-------|-------|-------|------------|
| 10001 | .. | | |

Warning: these figures indicate the number of cases found in the data file. They cannot be interpreted as summary statistics of the population of interest.

CD4CD8Ratio: CD4/CD8 Ratio

| | |
|---------------------------|---|
| Information | [Type= continuous] [Format=numeric] [Range= 0.01-4.51] [Missing=*/11] |
| Statistics [NW/ W] | [Valid=6075 /-] [Invalid=11950 /-] [Mean=0.829 /-] [StdDev=0.483 /-] |

| Value | Label | Cases | Percentage |
|-------|-------|-------|------------|
| 11 | .. | | |

Warning: these figures indicate the number of cases found in the data file. They cannot be interpreted as summary statistics of the population of interest.

CD8LymphPercent: CD8 Lymphocyte percent

| | |
|---------------------------|--|
| Information | [Type= continuous] [Format=numeric] [Range= 0-90] [Missing=*/101] |
| Statistics [NW/ W] | [Valid=6118 /-] [Invalid=11907 /-] [Mean=42.5 /-] [StdDev=12.527 /-] |

| Value | Label | Cases | Percentage |
|-------|-------|-------|------------|
| 101 | .. | | |

Warning: these figures indicate the number of cases found in the data file. They cannot be interpreted as summary statistics of the population of interest.

VL: HIV Viral Load Result

| | |
|---------------------------|--|
| Information | [Type= discrete] [Format=numeric] [Range= 1-10000001] [Missing=*/10000001] |
| Statistics [NW/ W] | [Valid=6144 /-] [Invalid=11881 /-] |

| Value | Label | Cases | Percentage |
|----------|--------------|-------|------------|
| 1 | < 40 | | |
| 2 | NOT DETECTED | | |
| 10000001 | .. | | |

Warning: these figures indicate the number of cases found in the data file. They cannot be interpreted as summary statistics of the population of interest.

VLCat: Viral load category

| | |
|---------------------------|--|
| Information | [Type= discrete] [Format=numeric] [Range= 1-2] [Missing=*] |
| Statistics [NW/ W] | [Valid=6144 /-] [Invalid=11881 /-] |

| Value | Label | Cases | Percentage |
|---------|-------|-------|------------|
| 1 | <400 | 5070 | 82.5% |
| 2 | >=400 | 1074 | 17.5% |
| Sysmiss | | 11881 | |

Warning: these figures indicate the number of cases found in the data file. They cannot be interpreted as summary statistics of the population of interest.

HIVAware: Aware of HIV Status

| | |
|---------------------------|--|
| Information | [Type= discrete] [Format=numeric] [Range= 1-3] [Missing=*] |
| Statistics [NW/ W] | [Valid=18025 /-] [Invalid=0 /-] |

File : AHRI.Vukuzazi.HIV.2021.V2.01

HIVAware: Aware of HIV Status

| Value | Label | Cases | Percentage |
|-------|---------|-------|------------|
| 1 | Yes | 5243 | 29.1% |
| 2 | No | 12782 | 70.9% |
| 3 | Unknown | 0 | |

Warning: these figures indicate the number of cases found in the data file. They cannot be interpreted as summary statistics of the population of interest.

HIVControl: HIV positive on ART and VL <400

| | |
|---------------------------|--|
| Information | [Type= discrete] [Format=numeric] [Range= 1-3] [Missing=*] |
| Statistics [NW/ W] | [Valid=6093 /-] [Invalid=11932 /-] |

| Value | Label | Cases | Percentage |
|-----------|---------|-------|------------|
| 1 | Yes | 5019 | 82.4% |
| 2 | No | 1074 | 17.6% |
| 3 | Unknown | 0 | |
| Systemiss | | 11932 | |

Warning: these figures indicate the number of cases found in the data file. They cannot be interpreted as summary statistics of the population of interest.

HIVOnARTSupp: VL<400 among those who report being on ART

| | |
|---------------------------|--|
| Information | [Type= discrete] [Format=numeric] [Range= 1-3] [Missing=*] |
| Statistics [NW/ W] | [Valid=5012 /-] [Invalid=13013 /-] |

| Value | Label | Cases | Percentage |
|-----------|---------|-------|------------|
| 1 | Yes | 4660 | 93.0% |
| 2 | No | 352 | 7.0% |
| 3 | Unknown | 0 | |
| Systemiss | | 13013 | |

Warning: these figures indicate the number of cases found in the data file. They cannot be interpreted as summary statistics of the population of interest.

HIVInCare: HIV positive on ART

| | |
|---------------------------|--|
| Information | [Type= discrete] [Format=numeric] [Range= 1-3] [Missing=*] |
| Statistics [NW/ W] | [Valid=6096 /-] [Invalid=11929 /-] |

| Value | Label | Cases | Percentage |
|-----------|---------|-------|------------|
| 1 | Yes | 5373 | 88.1% |
| 2 | No | 723 | 11.9% |
| 3 | Unknown | 0 | |
| Systemiss | | 11929 | |

Warning: these figures indicate the number of cases found in the data file. They cannot be interpreted as summary statistics of the population of interest.

HIVCascade: HIV care cascade status

| | |
|---------------------------|--|
| Information | [Type= discrete] [Format=numeric] [Range= 0-4] [Missing=*] |
| Statistics [NW/ W] | [Valid=17946 /-] [Invalid=79 /-] |

| Value | Label | Cases | Percentage |
|-------|--------------------------|-------|------------|
| 0 | Negative | 11853 | 66.0% |
| 1 | Positive and undiagnosed | 868 | 4.8% |
| 2 | Diagnosed not in care | 213 | 1.2% |
| 3 | In care, not controlled | 352 | 2.0% |
| 4 | Controlled | 4660 | 26.0% |

File : AHRI.Vukuzazi.HIV.2021.V2.01

HIVCascade: HIV care cascade status

| Value | Label | Cases | Percentage |
|--------------|--------------|--------------|-------------------|
| Sysmiss | | 79 | |

Warning: these figures indicate the number of cases found in the data file. They cannot be interpreted as summary statistics of the population of interest.

File : AHRI.Vukuzazi.HomeRecruitment.2021.V2.01

IndividualId: Vukuzazi unique Internal Id of Individual

Information [Type= continuous] [Format=numeric] [Range= 1-39017] [Missing=*]

Statistics [NW/ W] [Valid=38998 /-] [Invalid=0 /-] [Mean=19500.163 /-] [StdDev=11258.442 /-]

HomesteadVisitDate: Date of visit at the homestead

Information [Type= discrete] [Format=character] [Missing=*]

Statistics [NW/ W] [Valid=29730 /-]

MobileClinicVisitDate: Date of visit at the Vukuzazi mobile clinic

Information [Type= discrete] [Format=character] [Missing=*]

Statistics [NW/ W] [Valid=18299 /-]

WeekBlock: WeekBlock

Information [Type= discrete] [Format=character] [Missing=*]

Statistics [NW/ W] [Valid=38998 /-] [Invalid=0 /-]

Week: Week

Information [Type= continuous] [Format=numeric] [Range= 1-45] [Missing=*]

Statistics [NW/ W] [Valid=38997 /-] [Invalid=1 /-] [Mean=23.391 /-] [StdDev=12.951 /-]

ContactAttempt1: Contact Attempt 1

Information [Type= discrete] [Format=numeric] [Range= 1-3] [Missing=*]

Statistics [NW/ W] [Valid=37432 /-] [Invalid=1566 /-]

| Value | Label | Cases | Percentage |
|---------|-------|-------|------------|
| 1 | Yes | 37428 | 100.0% |
| 2 | No | 4 | 0.0% |
| 3 | NA | 0 | |
| Sysmiss | | 1566 | |

Warning: these figures indicate the number of cases found in the data file. They cannot be interpreted as summary statistics of the population of interest.

StaffNameAttempt1: Staff Name Attempt 1

Information [Type= discrete] [Format=character] [Missing=*]

Statistics [NW/ W] [Valid=37413 /-] [Invalid=0 /-]

DateTimeAttempt1: Date Time Attempt 1

Information [Type= discrete] [Format=character] [Missing=*]

Statistics [NW/ W] [Valid=37416 /-]

ContactedAttempt1: At attempt 1, was the participant contacted ?

Information [Type= discrete] [Format=numeric] [Range= 1-3] [Missing=*]

Statistics [NW/ W] [Valid=37424 /-] [Invalid=1574 /-]

| Value | Label | Cases | Percentage |
|---------|-------|-------|------------|
| 1 | Yes | 13286 | 35.5% |
| 2 | No | 24138 | 64.5% |
| 3 | NA | 0 | |
| Sysmiss | | 1574 | |

Warning: these figures indicate the number of cases found in the data file. They cannot be interpreted as summary statistics of the population of interest.

File : AHRI.Vukuzazi.HomeRecruitment.2021.V2.01

ProxyAvailableAttempt1: At attempt 1, was a Proxy respondent available and willing to discuss accepting

Information [Type= discrete] [Format=numeric] [Range= 1-3] [Missing=*]

Statistics [NW/ W] [Valid=22949 /-] [Invalid=16049 /-]

| Value | Label | Cases | Percentage |
|---------|-------|-------|------------|
| 1 | Yes | 12838 | 55.9% |
| 2 | No | 10111 | 44.1% |
| 3 | NA | 0 | |
| Sysmiss | | 16049 | |

Warning: these figures indicate the number of cases found in the data file. They cannot be interpreted as summary statistics of the population of interest.

ProxyRelationAttempt1: At attempt 1, how is the Proxy respondent related to the participant?

Information [Type= discrete] [Format=numeric] [Range= 1-8] [Missing=*]

Statistics [NW/ W] [Valid=12846 /-] [Invalid=26152 /-]

ProxyRelationOtherAttempt1: At attempt 1, other relation to Proxy respondent?

Information [Type= discrete] [Format=character] [Missing=*]

Statistics [NW/ W] [Valid=2216 /-] [Invalid=0 /-]

ProxyVerifyAttempt1: At attempt 1, fieldworker verified the participant's details with the Proxy respo

Information [Type= discrete] [Format=numeric] [Range= 1-3] [Missing=*]

Statistics [NW/ W] [Valid=12853 /-] [Invalid=26145 /-]

| Value | Label | Cases | Percentage |
|---------|-------|-------|------------|
| 1 | Yes | 12835 | 99.9% |
| 2 | No | 18 | 0.1% |
| 3 | NA | 0 | |
| Sysmiss | | 26145 | |

Warning: these figures indicate the number of cases found in the data file. They cannot be interpreted as summary statistics of the population of interest.

ResidentAttempt1: At attempt 1, does the participant live here and spend most of their evenings her

Information [Type= discrete] [Format=numeric] [Range= 1-3] [Missing=*]

Statistics [NW/ W] [Valid=12821 /-] [Invalid=26177 /-]

| Value | Label | Cases | Percentage |
|---------|-------|-------|------------|
| 1 | Yes | 12790 | 99.8% |
| 2 | No | 31 | 0.2% |
| 3 | NA | 0 | |
| Sysmiss | | 26177 | |

Warning: these figures indicate the number of cases found in the data file. They cannot be interpreted as summary statistics of the population of interest.

VerificationAttempt1: At attempt 1, fieldworker confirmed they had verified the participant's details a

Information [Type= discrete] [Format=numeric] [Range= 1-3] [Missing=*]

Statistics [NW/ W] [Valid=13306 /-] [Invalid=25692 /-]

| Value | Label | Cases | Percentage |
|---------|-------|-------|------------|
| 1 | Yes | 13304 | 100.0% |
| 2 | No | 2 | 0.0% |
| 3 | NA | 0 | |
| Sysmiss | | 25692 | |

Warning: these figures indicate the number of cases found in the data file. They cannot be interpreted as summary statistics of the population of interest.

File : AHRI.Vukuzazi.HomeRecruitment.2021.V2.01

GuardianPresentAttempt1: Guardian Present Attempt 1

Information [Type= discrete] [Format=numeric] [Range= 1-3] [Missing=*]

Statistics [NW/ W] [Valid=4151 /-] [Invalid=34847 /-]

| Value | Label | Cases | Percentage |
|---------|-------|-------|------------|
| 1 | Yes | 3260 | 78.5% |
| 2 | No | 891 | 21.5% |
| 3 | NA | 0 | |
| Sysmiss | | 34847 | |

Warning: these figures indicate the number of cases found in the data file. They cannot be interpreted as summary statistics of the population of interest.

GuardianConsentAttempt1: Guardian Consent Attempt 1

Information [Type= discrete] [Format=numeric] [Range= 1-3] [Missing=*]

Statistics [NW/ W] [Valid=3260 /-] [Invalid=35738 /-]

| Value | Label | Cases | Percentage |
|---------|-------|-------|------------|
| 1 | Yes | 3205 | 98.3% |
| 2 | No | 55 | 1.7% |
| 3 | NA | 0 | |
| Sysmiss | | 35738 | |

Warning: these figures indicate the number of cases found in the data file. They cannot be interpreted as summary statistics of the population of interest.

SurveyedAttempt1: At attempt 1, was the participant willing to be surveyed?

Information [Type= discrete] [Format=numeric] [Range= 1-3] [Missing=*]

Statistics [NW/ W] [Valid=15661 /-] [Invalid=23337 /-]

| Value | Label | Cases | Percentage |
|---------|-------|-------|------------|
| 1 | Yes | 14532 | 92.8% |
| 2 | No | 701 | 4.5% |
| 3 | NA | 428 | 2.7% |
| Sysmiss | | 23337 | |

Warning: these figures indicate the number of cases found in the data file. They cannot be interpreted as summary statistics of the population of interest.

RefusedAttempt1: Refused Attempt 1

Information [Type= discrete] [Format=numeric] [Range= 1-3] [Missing=*]

Statistics [NW/ W] [Valid=748 /-] [Invalid=38250 /-]

| Value | Label | Cases | Percentage |
|---------|-------|-------|------------|
| 1 | Yes | 693 | 92.6% |
| 2 | No | 55 | 7.4% |
| 3 | NA | 0 | |
| Sysmiss | | 38250 | |

Warning: these figures indicate the number of cases found in the data file. They cannot be interpreted as summary statistics of the population of interest.

RescheduleVisitAttempt1: Reschedule VisitAttempt 1

Information [Type= discrete] [Format=character] [Missing=*]

Statistics [NW/ W] [Valid=8821 /-]

CommentsAttempt1: Comments Attempt 1

Information [Type= discrete] [Format=character] [Missing=*]

Statistics [NW/ W] [Valid=37311 /-] [Invalid=0 /-]

File : AHRI.Vukuzazi.HomeRecruitment.2021.V2.01

ContactAttempt2: Contact Attempt 2

Information [Type= discrete] [Format=numeric] [Range= 1-3] [Missing=*]

Statistics [NW/ W] [Valid=11537 /-] [Invalid=27461 /-]

| Value | Label | Cases | Percentage |
|---------|-------|-------|------------|
| 1 | Yes | 3653 | 31.7% |
| 2 | No | 7884 | 68.3% |
| 3 | NA | 0 | |
| Sysmiss | | 27461 | |

Warning: these figures indicate the number of cases found in the data file. They cannot be interpreted as summary statistics of the population of interest.

StaffNameAttempt2: Staff Name Attempt 2

Information [Type= discrete] [Format=character] [Missing=*]

Statistics [NW/ W] [Valid=3686 /-] [Invalid=0 /-]

DateTimeAttempt2: Date Time Attempt 2

Information [Type= discrete] [Format=character] [Missing=*]

Statistics [NW/ W] [Valid=3681 /-]

ContactedAttempt2: At attempt 2, was the participant contacted ?

Information [Type= discrete] [Format=numeric] [Range= 1-3] [Missing=*]

Statistics [NW/ W] [Valid=3683 /-] [Invalid=35315 /-]

| Value | Label | Cases | Percentage |
|---------|-------|-------|------------|
| 1 | Yes | 1071 | 29.1% |
| 2 | No | 2612 | 70.9% |
| 3 | NA | 0 | |
| Sysmiss | | 35315 | |

Warning: these figures indicate the number of cases found in the data file. They cannot be interpreted as summary statistics of the population of interest.

ProxyAvailableAttempt2: At attempt 2, was a Proxy respondent available and willing to discuss accepting

Information [Type= discrete] [Format=numeric] [Range= 1-3] [Missing=*]

Statistics [NW/ W] [Valid=2093 /-] [Invalid=36905 /-]

| Value | Label | Cases | Percentage |
|---------|-------|-------|------------|
| 1 | Yes | 712 | 34.0% |
| 2 | No | 1381 | 66.0% |
| 3 | NA | 0 | |
| Sysmiss | | 36905 | |

Warning: these figures indicate the number of cases found in the data file. They cannot be interpreted as summary statistics of the population of interest.

ProxyRelationAttempt2: At attempt 2,how is the Proxy respondent related to the participant?

Information [Type= discrete] [Format=numeric] [Range= 1-8] [Missing=*]

Statistics [NW/ W] [Valid=713 /-] [Invalid=38285 /-]

ProxyRelationOtherAttempt2: At attempt 2, other relation to Proxy respondent?

Information [Type= discrete] [Format=character] [Missing=*]

Statistics [NW/ W] [Valid=232 /-] [Invalid=0 /-]

ProxyVerifyAttempt2: At attempt 2,fieldworker verified the participant's details with the Proxy respon

Information [Type= discrete] [Format=numeric] [Range= 1-3] [Missing=*]

File : AHRI.Vukuzazi.HomeRecruitment.2021.V2.01

ProxyVerifyAttempt2: At attempt 2,fieldworker verified the participant's details with the Proxy respon

Statistics [NW/ W] [Valid=710 /-] [Invalid=38288 /-]

| Value | Label | Cases | Percentage |
|---------|-------|-------|------------|
| 1 | Yes | 707 | 99.6% |
| 2 | No | 3 | 0.4% |
| 3 | NA | 0 | |
| Sysmiss | | 38288 | |

Warning: these figures indicate the number of cases found in the data file. They cannot be interpreted as summary statistics of the population of interest.

ResidentAttempt2: At attempt 2,does the participant live here and spend most of their evenings here

Information [Type= discrete] [Format=numeric] [Range= 1-3] [Missing=*]

Statistics [NW/ W] [Valid=707 /-] [Invalid=38291 /-]

| Value | Label | Cases | Percentage |
|---------|-------|-------|------------|
| 1 | Yes | 706 | 99.9% |
| 2 | No | 1 | 0.1% |
| 3 | NA | 0 | |
| Sysmiss | | 38291 | |

Warning: these figures indicate the number of cases found in the data file. They cannot be interpreted as summary statistics of the population of interest.

VerificationAttempt2: At attempt 3,fieldworker confirmed they had verified the participant's details an

Information [Type= discrete] [Format=numeric] [Range= 1-3] [Missing=*]

Statistics [NW/ W] [Valid=1076 /-] [Invalid=37922 /-]

| Value | Label | Cases | Percentage |
|---------|-------|-------|------------|
| 1 | Yes | 1076 | 100.0% |
| 2 | No | 0 | |
| 3 | NA | 0 | |
| Sysmiss | | 37922 | |

Warning: these figures indicate the number of cases found in the data file. They cannot be interpreted as summary statistics of the population of interest.

GuardianPresentAttempt2: Guardian Present Attempt 2

Information [Type= discrete] [Format=numeric] [Range= 1-3] [Missing=*]

Statistics [NW/ W] [Valid=527 /-] [Invalid=38471 /-]

| Value | Label | Cases | Percentage |
|---------|-------|-------|------------|
| 1 | Yes | 276 | 52.4% |
| 2 | No | 251 | 47.6% |
| 3 | NA | 0 | |
| Sysmiss | | 38471 | |

Warning: these figures indicate the number of cases found in the data file. They cannot be interpreted as summary statistics of the population of interest.

GuardianConsentAttempt2: Guardian Consent Attempt 2

Information [Type= discrete] [Format=numeric] [Range= 1-3] [Missing=*]

Statistics [NW/ W] [Valid=275 /-] [Invalid=38723 /-]

| Value | Label | Cases | Percentage |
|-------|-------|-------|------------|
| 1 | Yes | 263 | 95.6% |
| 2 | No | 12 | 4.4% |
| 3 | NA | 0 | |

File : AHRI.Vukuzazi.HomeRecruitment.2021.V2.01

GuardianConsentAttempt2: Guardian Consent Attempt 2

| Value | Label | Cases | Percentage |
|---------|-------|-------|------------|
| Sysmiss | | 38723 | |

Warning: these figures indicate the number of cases found in the data file. They cannot be interpreted as summary statistics of the population of interest.

SurveyedAttempt2: At attempt 2,was the participant willing to be surveyed?

| | |
|---------------------------|--|
| Information | [Type= discrete] [Format=numeric] [Range= 1-3] [Missing=*] |
| Statistics [NW/ W] | [Valid=1181 /-] [Invalid=37817 /-] |

| Value | Label | Cases | Percentage |
|---------|-------|-------|------------|
| 1 | Yes | 1075 | 91.0% |
| 2 | No | 98 | 8.3% |
| 3 | NA | 8 | 0.7% |
| Sysmiss | | 37817 | |

Warning: these figures indicate the number of cases found in the data file. They cannot be interpreted as summary statistics of the population of interest.

RefusedAttempt2: Refused Attempt 2

| | |
|---------------------------|--|
| Information | [Type= discrete] [Format=numeric] [Range= 1-3] [Missing=*] |
| Statistics [NW/ W] | [Valid=106 /-] [Invalid=38892 /-] |

| Value | Label | Cases | Percentage |
|---------|-------|-------|------------|
| 1 | Yes | 100 | 94.3% |
| 2 | No | 6 | 5.7% |
| 3 | NA | 0 | |
| Sysmiss | | 38892 | |

Warning: these figures indicate the number of cases found in the data file. They cannot be interpreted as summary statistics of the population of interest.

RescheduleVisitAttempt2: Reschedule Visit Attempt 2

| | |
|---------------------------|---|
| Information | [Type= discrete] [Format=character] [Missing=*] |
| Statistics [NW/ W] | [Valid=1692 /-] |

CommentsAttempt2: Comments Attempt 2

| | |
|---------------------------|---|
| Information | [Type= discrete] [Format=character] [Missing=*] |
| Statistics [NW/ W] | [Valid=3675 /-] [Invalid=0 /-] |

ContactAttempt3: Contact Attempt 3

| | |
|---------------------------|--|
| Information | [Type= discrete] [Format=numeric] [Range= 1-3] [Missing=*] |
| Statistics [NW/ W] | [Valid=1911 /-] [Invalid=37087 /-] |

| Value | Label | Cases | Percentage |
|---------|-------|-------|------------|
| 1 | Yes | 745 | 39.0% |
| 2 | No | 1166 | 61.0% |
| 3 | NA | 0 | |
| Sysmiss | | 37087 | |

Warning: these figures indicate the number of cases found in the data file. They cannot be interpreted as summary statistics of the population of interest.

StaffNameAttempt3: Staff Name Attempt 3

| | |
|---------------------------|---|
| Information | [Type= discrete] [Format=character] [Missing=*] |
| Statistics [NW/ W] | [Valid=752 /-] [Invalid=0 /-] |

File : AHRI.Vukuzazi.HomeRecruitment.2021.V2.01

DateTimeAttempt3: Date Time Attempt 3

Information [Type= discrete] [Format=character] [Missing=*]

Statistics [NW/ W] [Valid=752 /-]

ContactedAttempt3: At attempt 3, was the participant contacted ?

Information [Type= discrete] [Format=numeric] [Range= 1-3] [Missing=*]

Statistics [NW/ W] [Valid=750 /-] [Invalid=38248 /-]

| Value | Label | Cases | Percentage |
|---------|-------|-------|------------|
| 1 | Yes | 119 | 15.9% |
| 2 | No | 631 | 84.1% |
| 3 | NA | 0 | |
| Sysmiss | | 38248 | |

Warning: these figures indicate the number of cases found in the data file. They cannot be interpreted as summary statistics of the population of interest.

ProxyAvailableAttempt3: At attempt 3,was a Proxy respondent available and willing to discuss accepting t

Information [Type= discrete] [Format=numeric] [Range= 1-3] [Missing=*]

Statistics [NW/ W] [Valid=275 /-] [Invalid=38723 /-]

| Value | Label | Cases | Percentage |
|---------|-------|-------|------------|
| 1 | Yes | 29 | 10.5% |
| 2 | No | 246 | 89.5% |
| 3 | NA | 0 | |
| Sysmiss | | 38723 | |

Warning: these figures indicate the number of cases found in the data file. They cannot be interpreted as summary statistics of the population of interest.

ProxyRelationAttempt3: At attempt 3,how is the Proxy respondent related to the participant?

Information [Type= discrete] [Format=character] [Missing=*]

Statistics [NW/ W] [Valid=29 /-] [Invalid=0 /-]

ProxyRelationOtherAttempt3: At attempt 3,other relation to Proxy respondent?

Information [Type= discrete] [Format=character] [Missing=*]

Statistics [NW/ W] [Valid=9 /-] [Invalid=0 /-]

ProxyVerifyAttempt3: At attempt 3,fieldworker verified the participant's details with the Proxy respon

Information [Type= discrete] [Format=numeric] [Range= 1-3] [Missing=*]

Statistics [NW/ W] [Valid=29 /-] [Invalid=38969 /-]

| Value | Label | Cases | Percentage |
|---------|-------|-------|------------|
| 1 | Yes | 29 | 100.0% |
| 2 | No | 0 | |
| 3 | NA | 0 | |
| Sysmiss | | 38969 | |

Warning: these figures indicate the number of cases found in the data file. They cannot be interpreted as summary statistics of the population of interest.

ResidentAttempt3: At attempt 3,does the participant live here and spend most of their evenings here

Information [Type= discrete] [Format=numeric] [Range= 1-3] [Missing=*]

Statistics [NW/ W] [Valid=29 /-] [Invalid=38969 /-]

| Value | Label | Cases | Percentage |
|-------|-------|-------|------------|
| 1 | Yes | 29 | 100.0% |

File : AHRI.Vukuzazi.HomeRecruitment.2021.V2.01

ResidentAttempt3: At attempt 3,does the participant live here and spend most of their evenings here

| Value | Label | Cases | Percentage |
|---------|-------|-------|------------|
| 2 | No | 0 | |
| 3 | NA | 0 | |
| Sysmiss | | 38969 | |

Warning: these figures indicate the number of cases found in the data file. They cannot be interpreted as summary statistics of the population of interest.

VerificationAttempt3: Verification Attempt 3

| | |
|---------------------------|--|
| Information | [Type= discrete] [Format=numeric] [Range= 1-1] [Missing=*] |
| Statistics [NW/ W] | [Valid=119 /-] [Invalid=38879 /-] |

GuardianPresentAttempt3: Guardian Present Attempt 3

| | |
|---------------------------|--|
| Information | [Type= discrete] [Format=numeric] [Range= 1-3] [Missing=*] |
| Statistics [NW/ W] | [Valid=90 /-] [Invalid=38908 /-] |

| Value | Label | Cases | Percentage |
|---------|-------|-------|------------|
| 1 | Yes | 26 | 28.9% |
| 2 | No | 64 | 71.1% |
| 3 | NA | 0 | |
| Sysmiss | | 38908 | |

Warning: these figures indicate the number of cases found in the data file. They cannot be interpreted as summary statistics of the population of interest.

GuardianConsentAttempt3: Guardian Consent Attempt 3

| | |
|---------------------------|--|
| Information | [Type= discrete] [Format=numeric] [Range= 1-3] [Missing=*] |
| Statistics [NW/ W] | [Valid=26 /-] [Invalid=38972 /-] |

| Value | Label | Cases | Percentage |
|---------|-------|-------|------------|
| 1 | Yes | 26 | 100.0% |
| 2 | No | 0 | |
| 3 | NA | 0 | |
| Sysmiss | | 38972 | |

Warning: these figures indicate the number of cases found in the data file. They cannot be interpreted as summary statistics of the population of interest.

SurveyedAttempt3: At attempt 3,was the participant willing to be surveyed?

| | |
|---------------------------|--|
| Information | [Type= discrete] [Format=numeric] [Range= 1-3] [Missing=*] |
| Statistics [NW/ W] | [Valid=123 /-] [Invalid=38875 /-] |

| Value | Label | Cases | Percentage |
|---------|-------|-------|------------|
| 1 | Yes | 114 | 92.7% |
| 2 | No | 8 | 6.5% |
| 3 | NA | 1 | 0.8% |
| Sysmiss | | 38875 | |

Warning: these figures indicate the number of cases found in the data file. They cannot be interpreted as summary statistics of the population of interest.

| # RefusedAttempt3: Refused Attempt 3 | | | |
|--|---|--------------|-------------------|
| Information | [Type= discrete] [Format=numeric] [Range= 1-3] [Missing=*] | | |
| Statistics [NW/ W] | [Valid=8 /-] [Invalid=38990 /-] | | |
| Value | Label | Cases | Percentage |
| 1 | Yes | 8 | 100.0% |
| 2 | No | 0 | |
| 3 | NA | 0 | |
| Sysmiss | | 38990 | |
| <i>Warning: these figures indicate the number of cases found in the data file. They cannot be interpreted as summary statistics of the population of interest.</i> | | | |
| # RescheduleVisitAttempt3: Reschedule Visit Attempt 3 | | | |
| Information | [Type= discrete] [Format=character] [Missing=*] | | |
| Statistics [NW/ W] | [Valid=585 /-] | | |
| # CommentsAttempt3: Comments Attempt 3 | | | |
| Information | [Type= discrete] [Format=character] [Missing=*] | | |
| Statistics [NW/ W] | [Valid=747 /-] [Invalid=0 /-] | | |
| # ParentAssent: Parent/guardian consent to allow child (15-17 year old) to participate in the stu | | | |
| Information | [Type= discrete] [Format=numeric] [Range= 1-3] [Missing=*] | | |
| Statistics [NW/ W] | [Valid=3120 /-] [Invalid=35878 /-] | | |
| Value | Label | Cases | Percentage |
| 1 | Yes | 3038 | 97.4% |
| 2 | No | 82 | 2.6% |
| 3 | NA | 0 | |
| Sysmiss | | 35878 | |
| <i>Warning: these figures indicate the number of cases found in the data file. They cannot be interpreted as summary statistics of the population of interest.</i> | | | |
| # RefusedBy: Who refuse participation? | | | |
| Information | [Type= discrete] [Format=numeric] [Range= 1-96] [Missing=*] | | |
| Statistics [NW/ W] | [Valid=791 /-] [Invalid=38207 /-] | | |
| Value | Label | Cases | Percentage |
| 1 | Self | 669 | 84.6% |
| 2 | Partner | 32 | 4.0% |
| 3 | HH Head | 33 | 4.2% |
| 4 | BS Owner | 10 | 1.3% |
| 5 | Parent/Guardian | 35 | 4.4% |
| 96 | | 12 | 1.5% |
| Sysmiss | | 38207 | |
| <i>Warning: these figures indicate the number of cases found in the data file. They cannot be interpreted as summary statistics of the population of interest.</i> | | | |
| # NonContactReason: Reasons for non contact | | | |
| Information | [Type= discrete] [Format=numeric] [Range= 4-96] [Missing=*/101] | | |
| Statistics [NW/ W] | [Valid=6924 /-] [Invalid=32074 /-] | | |
| Value | Label | Cases | Percentage |
| 4 | Not found after 3 attempts | 1746 | 25.2% |
| 7 | Temporarily away for more than 2 months | 440 | 6.4% |
| 8 | Stay in currently Avoided BS/HH | 15 | 0.2% |

| # NonContactReason: Reasons for non contact | | | |
|--|---|-------|------------|
| Value | Label | Cases | Percentage |
| 9 | Outmigrated to unknown destination | 432 | 6.2% |
| 10 | Out-migrated within PIPSA, but unable to visit | 0 | |
| 11 | Out-migrated within PIPSA, but unable to visit | 756 | 10.9% |
| 12 | Contacted, but unable to conduct survey | 298 | 4.3% |
| 13 | Unable to acquire parental consent after 3x contact visits | 6 | 0.1% |
| 96 | Other | 3231 | 46.7% |
| 101 | .. | 0 | |
| Sysmiss | | 32074 | |
| <i>Warning: these figures indicate the number of cases found in the data file. They cannot be interpreted as summary statistics of the population of interest.</i> | | | |
| # NonContactReasonOther: Other reason for non contact | | | |
| Information | [Type= discrete] [Format=character] [Missing=*] | | |
| Statistics [NW/ W] | [Valid=3301 /-] [Invalid=0 /-] | | |
| # PrematureCompletion: Premature Completion | | | |
| Information | [Type= discrete] [Format=numeric] [Range= 1-3] [Missing=*] | | |
| Statistics [NW/ W] | [Valid=24110 /-] [Invalid=14888 /-] | | |
| Value | Label | Cases | Percentage |
| 1 | Yes | 2903 | 12.0% |
| 2 | No | 21207 | 88.0% |
| 3 | NA | 0 | |
| Sysmiss | | 14888 | |
| <i>Warning: these figures indicate the number of cases found in the data file. They cannot be interpreted as summary statistics of the population of interest.</i> | | | |
| # PrematureCompletionReasons: Premature Completion Reasons | | | |
| Information | [Type= discrete] [Format=numeric] [Range= 1-96] [Missing=*] | | |
| Statistics [NW/ W] | [Valid=2895 /-] [Invalid=36103 /-] | | |
| Value | Label | Cases | Percentage |
| 1 | Reported dead? | 382 | 13.2% |
| 2 | Outmigrated outside PIPSA | 2401 | 82.9% |
| 96 | Other | 112 | 3.9% |
| Sysmiss | | 36103 | |
| <i>Warning: these figures indicate the number of cases found in the data file. They cannot be interpreted as summary statistics of the population of interest.</i> | | | |
| # Contacted: Contacted for the survey | | | |
| Information | [Type= discrete] [Format=numeric] [Range= 1-3] [Missing=*] | | |
| Statistics [NW/ W] | [Valid=37440 /-] [Invalid=1558 /-] | | |
| Value | Label | Cases | Percentage |
| 1 | Yes | 15705 | 41.9% |
| 2 | No | 21735 | 58.1% |
| 3 | NA | 0 | |
| Sysmiss | | 1558 | |
| <i>Warning: these figures indicate the number of cases found in the data file. They cannot be interpreted as summary statistics of the population of interest.</i> | | | |
| # Refused: Refused survey participation | | | |
| Information | [Type= discrete] [Format=numeric] [Range= 1-3] [Missing=*] | | |
| Statistics [NW/ W] | [Valid=37440 /-] [Invalid=1558 /-] | | |

| # Refused: Refused survey participation | | | |
|--|---|-------|------------|
| Value | Label | Cases | Percentage |
| 1 | Yes | 801 | 2.1% |
| 2 | No | 36639 | 97.9% |
| 3 | NA | 0 | |
| Sysmiss | | 1558 | |
| <i>Warning: these figures indicate the number of cases found in the data file. They cannot be interpreted as summary statistics of the population of interest.</i> | | | |
| # ParentAssentFinal1: Final parent assent | | | |
| Information | [Type= discrete] [Format=numeric] [Range= 1-3] [Missing=*] | | |
| Statistics [NW/ W] | [Valid=37190 /-] [Invalid=1808 /-] | | |
| Value | Label | Cases | Percentage |
| 1 | Yes | 3416 | 9.2% |
| 2 | No | 33774 | 90.8% |
| 3 | NA | 0 | |
| Sysmiss | | 1808 | |
| <i>Warning: these figures indicate the number of cases found in the data file. They cannot be interpreted as summary statistics of the population of interest.</i> | | | |
| # Proxy: Proxy participant | | | |
| Information | [Type= discrete] [Format=numeric] [Range= 1-3] [Missing=*] | | |
| Statistics [NW/ W] | [Valid=37184 /-] [Invalid=1814 /-] | | |
| Value | Label | Cases | Percentage |
| 1 | Yes | 13573 | 36.5% |
| 2 | No | 23611 | 63.5% |
| 3 | NA | 0 | |
| Sysmiss | | 1814 | |
| <i>Warning: these figures indicate the number of cases found in the data file. They cannot be interpreted as summary statistics of the population of interest.</i> | | | |
| # Outcome: Home Recruitment final outcome | | | |
| Information | [Type= discrete] [Format=numeric] [Range= 1-10] [Missing=*] | | |
| Statistics [NW/ W] | [Valid=38998 /-] [Invalid=0 /-] | | |
| Value | Label | Cases | Percentage |
| 1 | Did not attend mobile clinic | 8505 | 21.8% |
| 2 | Lacked capacity | 199 | 0.5% |
| 3 | Disenrolled from the study | 15 | 0.0% |
| 4 | Enrolled into the study | 18041 | 46.3% |
| 5 | Non-contact | 6794 | 17.4% |
| 6 | Premature-completion | 2897 | 7.4% |
| 7 | Refused invitation card | 798 | 2.0% |
| 8 | No attempt made | 1562 | 4.0% |
| 9 | Unknown | 151 | 0.4% |
| 10 | Refused study enrolment | 36 | 0.1% |
| <i>Warning: these figures indicate the number of cases found in the data file. They cannot be interpreted as summary statistics of the population of interest.</i> | | | |
| # ParentAssentFinal2: Final parent assent 2 | | | |
| Information | [Type= discrete] [Format=numeric] [Range= 1-3] [Missing=*] | | |
| Statistics [NW/ W] | [Valid=37190 /-] [Invalid=1808 /-] | | |

| # ParentAssentFinal2: Final parent assent 2 | | | |
|--|--|--------------|-------------------|
| Value | Label | Cases | Percentage |
| 1 | Yes | 3416 | 9.2% |
| 2 | No | 33774 | 90.8% |
| 3 | NA | 0 | |
| Sysmiss | | 1808 | |
| <i>Warning: these figures indicate the number of cases found in the data file. They cannot be interpreted as summary statistics of the population of interest.</i> | | | |
| # ReceivedInvitationCard: Received Invitation Card | | | |
| Information | [Type= discrete] [Format=numeric] [Range= 1-3] [Missing=*] | | |
| Statistics [NW/ W] | [Valid=26864 /-] [Invalid=12134 /-] | | |
| Value | Label | Cases | Percentage |
| 1 | Yes | 26863 | 100.0% |
| 2 | No | 1 | 0.0% |
| 3 | NA | 0 | |
| Sysmiss | | 12134 | |
| <i>Warning: these figures indicate the number of cases found in the data file. They cannot be interpreted as summary statistics of the population of interest.</i> | | | |
| # FieldWorker: FieldWorker | | | |
| Information | [Type= discrete] [Format=character] [Missing=*] | | |
| Statistics [NW/ W] | [Valid=37346 /-] [Invalid=0 /-] | | |
| # ClinicAppointmentDate: Clinic Appointment Date | | | |
| Information | [Type= discrete] [Format=character] [Missing=*] | | |
| Statistics [NW/ W] | [Valid=26833 /-] | | |
| # ProxyParticipant: Proxy Participant | | | |
| Information | [Type= discrete] [Format=numeric] [Range= 1-2] [Missing=*] | | |
| Statistics [NW/ W] | [Valid=26869 /-] [Invalid=12129 /-] | | |
| Value | Label | Cases | Percentage |
| 1 | Yes | 13694 | 51.0% |
| 2 | No | 13175 | 49.0% |
| Sysmiss | | 12129 | |
| <i>Warning: these figures indicate the number of cases found in the data file. They cannot be interpreted as summary statistics of the population of interest.</i> | | | |
| # ParentalConsent: Parental consent | | | |
| Information | [Type= discrete] [Format=numeric] [Range= 1-3] [Missing=*] | | |
| Statistics [NW/ W] | [Valid=3110 /-] [Invalid=35888 /-] | | |
| Value | Label | Cases | Percentage |
| 1 | Yes | 3035 | 97.6% |
| 2 | No | 75 | 2.4% |
| 3 | NA | 0 | |
| Sysmiss | | 35888 | |
| <i>Warning: these figures indicate the number of cases found in the data file. They cannot be interpreted as summary statistics of the population of interest.</i> | | | |
| # LocalArea: Local Area | | | |
| Information | [Type= discrete] [Format=character] [Missing=*] | | |
| Statistics [NW/ W] | [Valid=38998 /-] [Invalid=0 /-] | | |

| | |
|---|---|
| # Isigodi: Isigodi | |
| Information | [Type= discrete] [Format=character] [Missing=*] |
| Statistics [NW/ W] | [Valid=38998 /-] [Invalid=0 /-] |
| # FunctionalCommunityArea: PIP Functional Community Area | |
| Information | [Type= discrete] [Format=character] [Missing=*] |
| Statistics [NW/ W] | [Valid=38998 /-] [Invalid=0 /-] |

File : AHRI.Vukuzazi.Individuals.2021.V2.01

IndividualId: Vukuzazi unique individual Id

Information [Type= continuous] [Format=numeric] [Range= 1-39017] [Missing=*]

Statistics [NW/ W] [Valid=38994 /-] [Invalid=0 /-] [Mean=19499.268 /-] [StdDev=11258.305 /-]

IIntId: PIP Individual identifier

Information [Type= continuous] [Format=numeric] [Range= 17-247677] [Missing=*]

Statistics [NW/ W] [Valid=38994 /-] [Invalid=0 /-] [Mean=83000.441 /-] [StdDev=56694.503 /-]

Sex: Sex

Information [Type= discrete] [Format=numeric] [Range= 1-9] [Missing=*]

Statistics [NW/ W] [Valid=38994 /-] [Invalid=0 /-]

| Value | Label | Cases | Percentage |
|-------|---------|-------|------------|
| 1 | Male | 16344 | 41.9% |
| 2 | Female | 22650 | 58.1% |
| 9 | Unknown | 0 | |

Warning: these figures indicate the number of cases found in the data file. They cannot be interpreted as summary statistics of the population of interest.

DateOfBirth: Individual's Date of Birth

Information [Type= discrete] [Format=character] [Missing=*]

Statistics [NW/ W] [Valid=38994 /-]

StudyOutcome: Individual study outcome

Information [Type= discrete] [Format=numeric] [Range= 1-10] [Missing=*]

Statistics [NW/ W] [Valid=38994 /-] [Invalid=0 /-]

| Value | Label | Cases | Percentage |
|-------|------------------------------|-------|------------|
| 1 | Did not attend mobile clinic | 8504 | 21.8% |
| 2 | Lacked capacity | 199 | 0.5% |
| 3 | Disenrolled from the study | 15 | 0.0% |
| 4 | Enrolled into the study | 18041 | 46.3% |
| 5 | Non-contact | 6793 | 17.4% |
| 6 | Premature-completion | 2896 | 7.4% |
| 7 | Refused invitation card | 798 | 2.0% |
| 8 | No attempt made | 1561 | 4.0% |
| 9 | Incomplete visit | 151 | 0.4% |
| 10 | Refused study enrolment | 36 | 0.1% |

Warning: these figures indicate the number of cases found in the data file. They cannot be interpreted as summary statistics of the population of interest.

HomesteadVisitDate: Date of visit at the homestead

Information [Type= discrete] [Format=character] [Missing=*]

Statistics [NW/ W] [Valid=29728 /-]

MobileClinicVisitDate: Date of visit at the Vukuzazi mobile clinic

Information [Type= discrete] [Format=character] [Missing=*]

Statistics [NW/ W] [Valid=18299 /-]

AgeAtRecruitment: Age at recruitment

Information [Type= continuous] [Format=numeric] [Range= 14-123] [Missing=*]

Statistics [NW/ W] [Valid=29728 /-] [Invalid=9266 /-] [Mean=37.631 /-] [StdDev=18.735 /-]

File : AHRI.Vukuzazi.Individuals.2021.V2.01

AgeAtRecruitmentCat: Age category at recruitment

Information [Type= discrete] [Format=numeric] [Range= 1-12] [Missing=*]

Statistics [NW/ W] [Valid=29728 /-] [Invalid=9266 /-]

| Value | Label | Cases | Percentage |
|---------|-------|-------|------------|
| 1 | <20 | 5571 | 18.7% |
| 2 | 20-24 | 3923 | 13.2% |
| 3 | 25-29 | 3307 | 11.1% |
| 4 | 30-34 | 3018 | 10.2% |
| 5 | 35-39 | 2442 | 8.2% |
| 6 | 40-44 | 1921 | 6.5% |
| 7 | 45-49 | 1653 | 5.6% |
| 8 | 50-54 | 1579 | 5.3% |
| 9 | 55-59 | 1655 | 5.6% |
| 10 | 60-64 | 1460 | 4.9% |
| 11 | 65-69 | 1107 | 3.7% |
| 12 | 70+ | 2092 | 7.0% |
| Sysmiss | | 9266 | |

Warning: these figures indicate the number of cases found in the data file. They cannot be interpreted as summary statistics of the population of interest.

AgeAtEnrolment: Age at enrolment

Information [Type= continuous] [Format=numeric] [Range= 15-109] [Missing=*]

Statistics [NW/ W] [Valid=18299 /-] [Invalid=20695 /-] [Mean=40.487 /-] [StdDev=19.462 /-]

AgeAtEnrolmentCat: Age category at enrolment

Information [Type= discrete] [Format=numeric] [Range= 1-12] [Missing=*]

Statistics [NW/ W] [Valid=18299 /-] [Invalid=20695 /-]

| Value | Label | Cases | Percentage |
|---------|-------|-------|------------|
| 1 | <20 | 3027 | 16.5% |
| 2 | 20-24 | 1990 | 10.9% |
| 3 | 25-29 | 1743 | 9.5% |
| 4 | 30-34 | 1680 | 9.2% |
| 5 | 35-39 | 1480 | 8.1% |
| 6 | 40-44 | 1208 | 6.6% |
| 7 | 45-49 | 1125 | 6.1% |
| 8 | 50-54 | 1160 | 6.3% |
| 9 | 55-59 | 1219 | 6.7% |
| 10 | 60-64 | 1153 | 6.3% |
| 11 | 65-69 | 880 | 4.8% |
| 12 | 70+ | 1634 | 8.9% |
| Sysmiss | | 20695 | |

Warning: these figures indicate the number of cases found in the data file. They cannot be interpreted as summary statistics of the population of interest.

HHIntId: PIP unique household Id

Information [Type= continuous] [Format=numeric] [Range= 11-43353] [Missing=*]

Statistics [NW/ W] [Valid=38971 /-] [Invalid=23 /-] [Mean=13824.707 /-] [StdDev=11451.942 /-]

File : AHRI.Vukuzazi.Individuals.2021.V2.01**# BSIntId: PIP unique bounded structure Id**

| | |
|---------------------------|---|
| Information | [Type= continuous] [Format=numeric] [Range= 11-92378] [Missing=*] |
| Statistics [NW/ W] | [Valid=38994 /-] [Invalid=0 /-] [Mean=10924.442 /-] [StdDev=14378.379 /-] |

File : AHRI.Vukuzazi.LabResults.2021.V2.01

IndividualId: Vukuzazi unique Internal Id of Individual

Information [Type= continuous] [Format=numeric] [Range= 5-38856] [Missing=*]

Statistics [NW/ W] [Valid=17976 /-] [Invalid=0 /-] [Mean=18173.042 /-] [StdDev=11151.573 /-]

SpecimenCollectionDate: Date of specimen collection

Information [Type= discrete] [Format=character] [Missing=*]

Statistics [NW/ W] [Valid=17976 /-]

HIVelisa: HIV Elisa Result

Information [Type= discrete] [Format=numeric] [Range= 1-3] [Missing=*/11]

Statistics [NW/ W] [Valid=17953 /-] [Invalid=23 /-]

| Value | Label | Cases | Percentage |
|---------|---------------|-------|------------|
| 1 | Positive | 6096 | 34.0% |
| 2 | Negative | 11854 | 66.0% |
| 3 | Indeterminate | 3 | 0.0% |
| 11 | .. | 0 | |
| Sysmiss | | 23 | |

Warning: these figures indicate the number of cases found in the data file. They cannot be interpreted as summary statistics of the population of interest.

CD4LymphAb: CD4 Lymphocytes Abs

Information [Type= continuous] [Format=numeric] [Range= 3-4084] [Missing=*/10001]

Statistics [NW/ W] [Valid=6117 /-] [Invalid=11859 /-] [Mean=718.192 /-] [StdDev=340.32 /-]

| Value | Label | Cases | Percentage |
|-------|-------|-------|------------|
| 10001 | .. | | |

Warning: these figures indicate the number of cases found in the data file. They cannot be interpreted as summary statistics of the population of interest.

CD4LymphPercent: CD4 Lymphocytes %

Information [Type= continuous] [Format=numeric] [Range= 0-72] [Missing=*/101]

Statistics [NW/ W] [Valid=6106 /-] [Invalid=11870 /-] [Mean=30.142 /-] [StdDev=10.06 /-]

| Value | Label | Cases | Percentage |
|-------|-------|-------|------------|
| 101 | .. | | |

Warning: these figures indicate the number of cases found in the data file. They cannot be interpreted as summary statistics of the population of interest.

CD4CD8Ratio: CD4/CD8 Ratio

Information [Type= continuous] [Format=numeric] [Range= 0.01-4.51] [Missing=*/11]

Statistics [NW/ W] [Valid=6075 /-] [Invalid=11901 /-] [Mean=0.829 /-] [StdDev=0.483 /-]

| Value | Label | Cases | Percentage |
|-------|-------|-------|------------|
| 11 | .. | | |

Warning: these figures indicate the number of cases found in the data file. They cannot be interpreted as summary statistics of the population of interest.

CD8LymphAb: CD8 Lymphocytes Abs

Information [Type= continuous] [Format=numeric] [Range= 140-5205] [Missing=*/10001]

Statistics [NW/ W] [Valid=6118 /-] [Invalid=11858 /-] [Mean=1018.529 /-] [StdDev=503.256 /-]

| Value | Label | Cases | Percentage |
|-------|-------|-------|------------|
| 10001 | .. | | |

Warning: these figures indicate the number of cases found in the data file. They cannot be interpreted as summary statistics of the population of interest.

File : AHRI.Vukuzazi.LabResults.2021.V2.01

CD8LymphPercent: CD8 Lymphocyte percent

Information [Type= continuous] [Format=numeric] [Range= 0-90] [Missing=*/101]

Statistics [NW/ W] [Valid=6118 /-] [Invalid=11858 /-] [Mean=42.5 /-] [StdDev=12.527 /-]

| Value | Label | Cases | Percentage |
|-------|-------|-------|------------|
| 101 | .. | | |

Warning: these figures indicate the number of cases found in the data file. They cannot be interpreted as summary statistics of the population of interest.

VL: HIV Viral Load Result

Information [Type= discrete] [Format=numeric] [Range= 1-10000001] [Missing=*/10000001]

Statistics [NW/ W] [Valid=6144 /-] [Invalid=11832 /-]

| Value | Label | Cases | Percentage |
|----------|--------------|-------|------------|
| 1 | < 40 | | |
| 2 | NOT DETECTED | | |
| 10000001 | .. | | |

Warning: these figures indicate the number of cases found in the data file. They cannot be interpreted as summary statistics of the population of interest.

HBA1c: HBA1c

Information [Type= continuous] [Format=numeric] [Range= 17-183] [Missing=*/1001]

Statistics [NW/ W] [Valid=17952 /-] [Invalid=24 /-] [Mean=40.404 /-] [StdDev=12.524 /-]

| Value | Label | Cases | Percentage |
|-------|-------|-------|------------|
| 1001 | .. | | |

Warning: these figures indicate the number of cases found in the data file. They cannot be interpreted as summary statistics of the population of interest.

HBA1cPercent: Hemoglobin percent

Information [Type= continuous] [Format=numeric] [Range= 3.7-18.9] [Missing=*/101]

Statistics [NW/ W] [Valid=17952 /-] [Invalid=24 /-] [Mean=5.848 /-] [StdDev=1.147 /-]

| Value | Label | Cases | Percentage |
|-------|-------|-------|------------|
| 101 | .. | | |

Warning: these figures indicate the number of cases found in the data file. They cannot be interpreted as summary statistics of the population of interest.

HBA1cPercentCat: Hemoglobin percent category

Information [Type= discrete] [Format=numeric] [Range= 0-9] [Missing=*]

Statistics [NW/ W] [Valid=17976 /-] [Invalid=0 /-]

| Value | Label | Cases | Percentage |
|-------|---------|-------|------------|
| 0 | Normal | 16337 | 90.9% |
| 1 | Raised | 1615 | 9.0% |
| 9 | Missing | 24 | 0.1% |

Warning: these figures indicate the number of cases found in the data file. They cannot be interpreted as summary statistics of the population of interest.

Rifampicin: Rifampicin Resistance

Information [Type= discrete] [Format=numeric] [Range= 0-7] [Missing=*/11]

Statistics [NW/ W] [Valid=9330 /-] [Invalid=8646 /-]

| Value | Label | Cases | Percentage |
|-------|---------------|-------|------------|
| 0 | Not detected | 81 | 0.9% |
| 1 | Detected | 5 | 0.1% |
| 2 | Indeterminate | 65 | 0.7% |

File : AHRI.Vukuzazi.LabResults.2021.V2.01

Rifampicin: Rifampicin Resistance

| Value | Label | Cases | Percentage |
|---------|----------------|-------|------------|
| 7 | Not applicable | 9179 | 98.4% |
| 11 | .. | 0 | |
| Sysmiss | | 8646 | |

Warning: these figures indicate the number of cases found in the data file. They cannot be interpreted as summary statistics of the population of interest.

GeneXpert: TB GeneXpert Test Result

Information [Type= discrete] [Format=numeric] [Range= 1-7] [Missing=*/11]

Statistics [NW/ W] [Valid=9330 /-] [Invalid=8646 /-]

| Value | Label | Cases | Percentage |
|---------|-----------------------|-------|------------|
| 1 | MTB not detected | 9179 | 98.4% |
| 2 | MTB detected very low | 42 | 0.5% |
| 3 | MTB detected low | 35 | 0.4% |
| 4 | MTB detected medium | 5 | 0.1% |
| 5 | MTB detected high | 6 | 0.1% |
| 6 | MTB very high | 0 | |
| 7 | MTB detected trace | 63 | 0.7% |
| 11 | .. | 0 | |
| Sysmiss | | 8646 | |

Warning: these figures indicate the number of cases found in the data file. They cannot be interpreted as summary statistics of the population of interest.

LiquidCulture: Liquid Culture Result(MGIT)

Information [Type= discrete] [Format=numeric] [Range= 1-7] [Missing=*/11]

Statistics [NW/ W] [Valid=9265 /-] [Invalid=8711 /-]

| Value | Label | Cases | Percentage |
|---------|--|-------|------------|
| 1 | Negative MTB Not Isolated | 8350 | 90.1% |
| 2 | Positive MTB Only(Mycobacterium Tuberculosis isolated) | 106 | 1.1% |
| 3 | Positive NTM Only | 201 | 2.2% |
| 4 | Culture Contaminated | 458 | 4.9% |
| 5 | Positive MTB And Contaminated(Mycobacterium Tuberculosis isolated) | 0 | |
| 6 | Positive NTM And contaminated | 150 | 1.6% |
| 7 | Positive MTB And Positive NTM(Mycobacterium Tuberculosis isolated) | 0 | |
| 11 | .. | 0 | |
| Sysmiss | | 8711 | |

Warning: these figures indicate the number of cases found in the data file. They cannot be interpreted as summary statistics of the population of interest.

TTDCulture: Time To Detection(days)

Information [Type= continuous] [Format=numeric] [Range= 0-42] [Missing=*/101]

Statistics [NW/ W] [Valid=9265 /-] [Invalid=8711 /-] [Mean=39.378 /-] [StdDev=8.512 /-]

| Value | Label | Cases | Percentage |
|-------|-------|-------|------------|
| 101 | .. | | |

Warning: these figures indicate the number of cases found in the data file. They cannot be interpreted as summary statistics of the population of interest.

TTHCulture: Time To Detection(hrs)

Information [Type= continuous] [Format=numeric] [Range= 0-23] [Missing=*/101]

File : AHRI.Vukuzazi.LabResults.2021.V2.01

TTHCulture: Time To Detection(hrs)

Statistics [NW/ W] [Valid=9264 /-] [Invalid=8712 /-] [Mean=1.114 /-] [StdDev=3.969 /-]

| Value | Label | Cases | Percentage |
|-------|-------|-------|------------|
| 101 | .. | | |

Warning: these figures indicate the number of cases found in the data file. They cannot be interpreted as summary statistics of the population of interest.

SolidCulture: Solid Culture Result(7H11)

Information [Type= discrete] [Format=numeric] [Range= 1-7] [Missing=* /11]

Statistics [NW/ W] [Valid=511 /-] [Invalid=17465 /-]

| Value | Label | Cases | Percentage |
|---------|--|-------|------------|
| 1 | Negative MTB Not Isolated | 499 | 97.7% |
| 2 | Positive MTB Only(Mycobacterium Tuberculosis isolated) | 8 | 1.6% |
| 3 | Positive NTM Only | 2 | 0.4% |
| 4 | Culture Contaminated | 2 | 0.4% |
| 5 | Positive MTB And Contaminated(Mycobacterium Tuberculosis isolated) | 0 | |
| 6 | Positive NTM And contaminated | 0 | |
| 7 | Positive MTB And Positive NTM(Mycobacterium Tuberculosis isolated) | 0 | |
| 11 | .. | 0 | |
| Sysmiss | | 17465 | |

Warning: these figures indicate the number of cases found in the data file. They cannot be interpreted as summary statistics of the population of interest.

SolidIncub: Solid Culture Incubation

Information [Type= continuous] [Format=numeric] [Missing=* /1000000001]

Statistics [NW/ W] [Valid=0 /-] [Invalid=17976 /-]

| Value | Label | Cases | Percentage |
|------------|-------|-------|------------|
| 1000000001 | .. | | |

Warning: these figures indicate the number of cases found in the data file. They cannot be interpreted as summary statistics of the population of interest.

Isoniazid02: DST Isoniazid_0.2

Information [Type= discrete] [Format=numeric] [Range= 1-5] [Missing=* /11]

Statistics [NW/ W] [Valid=105 /-] [Invalid=17871 /-]

| Value | Label | Cases | Percentage |
|---------|------------------------------------|-------|------------|
| 1 | Resistant | 17 | 16.2% |
| 2 | Susceptible | 88 | 83.8% |
| 3 | 1% Resistant ? Interpret with care | 0 | |
| 4 | Contaminated | 0 | |
| 5 | No Growth | 0 | |
| 11 | .. | 0 | |
| Sysmiss | | 17871 | |

Warning: these figures indicate the number of cases found in the data file. They cannot be interpreted as summary statistics of the population of interest.

Isoniazid10: DST Isoniazid_1.0

Information [Type= discrete] [Format=numeric] [Range= 1-5] [Missing=* /11]

Statistics [NW/ W] [Valid=105 /-] [Invalid=17871 /-]

File : AHRI.Vukuzazi.LabResults.2021.V2.01

Isoniazid10: DST Isoniazid_1.0

| Value | Label | Cases | Percentage |
|---------|------------------------------------|-------|------------|
| 1 | Resistant | 16 | 15.2% |
| 2 | Susceptible | 89 | 84.8% |
| 3 | 1% Resistant ? Interpret with care | 0 | |
| 4 | Contaminated | 0 | |
| 5 | No Growth | 0 | |
| 11 | .. | 0 | |
| Sysmiss | | 17871 | |

Warning: these figures indicate the number of cases found in the data file. They cannot be interpreted as summary statistics of the population of interest.

Rifampicin10: DST Rifampicin_1.0

Information [Type= discrete] [Format=numeric] [Range= 1-5] [Missing=*/11]

Statistics [NW/ W] [Valid=105 /-] [Invalid=17871 /-]

| Value | Label | Cases | Percentage |
|---------|------------------------------------|-------|------------|
| 1 | Resistant | 13 | 12.4% |
| 2 | Susceptible | 92 | 87.6% |
| 3 | 1% Resistant ? Interpret with care | 0 | |
| 4 | Contaminated | 0 | |
| 5 | No Growth | 0 | |
| 11 | .. | 0 | |
| Sysmiss | | 17871 | |

Warning: these figures indicate the number of cases found in the data file. They cannot be interpreted as summary statistics of the population of interest.

Ethambutol75: DST Ethambutol_7.5

Information [Type= discrete] [Format=numeric] [Range= 1-5] [Missing=*/11]

Statistics [NW/ W] [Valid=105 /-] [Invalid=17871 /-]

| Value | Label | Cases | Percentage |
|---------|------------------------------------|-------|------------|
| 1 | Resistant | 6 | 5.7% |
| 2 | Susceptible | 99 | 94.3% |
| 3 | 1% Resistant ? Interpret with care | 0 | |
| 4 | Contaminated | 0 | |
| 5 | No Growth | 0 | |
| 11 | .. | 0 | |
| Sysmiss | | 17871 | |

Warning: these figures indicate the number of cases found in the data file. They cannot be interpreted as summary statistics of the population of interest.

Streptomycin20: DST Streptomycin_2.0

Information [Type= discrete] [Format=numeric] [Range= 1-5] [Missing=*/11]

Statistics [NW/ W] [Valid=105 /-] [Invalid=17871 /-]

| Value | Label | Cases | Percentage |
|-------|------------------------------------|-------|------------|
| 1 | Resistant | 9 | 8.6% |
| 2 | Susceptible | 96 | 91.4% |
| 3 | 1% Resistant ? Interpret with care | 0 | |
| 4 | Contaminated | 0 | |
| 5 | No Growth | 0 | |

File : AHRI.Vukuzazi.LabResults.2021.V2.01

Streptomycin20: DST Streptomycin_2.0

| Value | Label | Cases | Percentage |
|---------|-------|-------|------------|
| 11 | .. | 0 | |
| Sysmiss | | 17871 | |

Warning: these figures indicate the number of cases found in the data file. They cannot be interpreted as summary statistics of the population of interest.

Ofloxacin20: DST Ofloxacin_2.0

| | |
|---------------------------|---|
| Information | [Type= discrete] [Format=numeric] [Range= 1-5] [Missing=*/11] |
| Statistics [NW/ W] | [Valid=105 /-] [Invalid=17871 /-] |

| Value | Label | Cases | Percentage |
|---------|------------------------------------|-------|------------|
| 1 | Resistant | 1 | 1.0% |
| 2 | Susceptible | 104 | 99.0% |
| 3 | 1% Resistant ? Interpret with care | 0 | |
| 4 | Contaminated | 0 | |
| 5 | No Growth | 0 | |
| 11 | .. | 0 | |
| Sysmiss | | 17871 | |

Warning: these figures indicate the number of cases found in the data file. They cannot be interpreted as summary statistics of the population of interest.

Kanamycin50: DST Kanamycin_5.0

| | |
|---------------------------|---|
| Information | [Type= discrete] [Format=numeric] [Range= 1-5] [Missing=*/11] |
| Statistics [NW/ W] | [Valid=105 /-] [Invalid=17871 /-] |

| Value | Label | Cases | Percentage |
|---------|------------------------------------|-------|------------|
| 1 | Resistant | 2 | 1.9% |
| 2 | Susceptible | 103 | 98.1% |
| 3 | 1% Resistant ? Interpret with care | 0 | |
| 4 | Contaminated | 0 | |
| 5 | No Growth | 0 | |
| 11 | .. | 0 | |
| Sysmiss | | 17871 | |

Warning: these figures indicate the number of cases found in the data file. They cannot be interpreted as summary statistics of the population of interest.

TB DiagMicro: Bacteriologically confirmed TB

| | |
|---------------------------|--|
| Information | [Type= discrete] [Format=numeric] [Range= 1-3] [Missing=*] |
| Statistics [NW/ W] | [Valid=9330 /-] [Invalid=8646 /-] |

| Value | Label | Cases | Percentage |
|---------|-------|-------|------------|
| 1 | Yes | 186 | 2.0% |
| 2 | No | 9144 | 98.0% |
| 3 | NA | 0 | |
| Sysmiss | | 8646 | |

Warning: these figures indicate the number of cases found in the data file. They cannot be interpreted as summary statistics of the population of interest.

EDT1Collected: EDT 1 Collected

| | |
|---------------------------|--|
| Information | [Type= discrete] [Format=numeric] [Range= 1-3] [Missing=*] |
| Statistics [NW/ W] | [Valid=17914 /-] [Invalid=62 /-] |

| Value | Label | Cases | Percentage |
|-------|-------|-------|------------|
| 1 | Yes | 17885 | 99.8% |

File : AHRI.Vukuzazi.LabResults.2021.V2.01

EDT1Collected: EDT 1 Collected

| Value | Label | Cases | Percentage |
|---------|-------|-------|------------|
| 2 | No | 29 | 0.2% |
| 3 | NA | 0 | |
| Sysmiss | | 62 | |

Warning: these figures indicate the number of cases found in the data file. They cannot be interpreted as summary statistics of the population of interest.

EDT1: Blood specimen 1

| | |
|---------------------------|---|
| Information | [Type= discrete] [Format=character] [Missing=*] |
| Statistics [NW/ W] | [Valid=17950 /-] [Invalid=0 /-] |

EDT1NotCollected: Reasons for not collecting blood specimen 1

| | |
|---------------------------|--|
| Information | [Type= discrete] [Format=numeric] [Range= 1-7] [Missing=*] |
| Statistics [NW/ W] | [Valid=25 /-] [Invalid=17951 /-] |

| Value | Label | Cases | Percentage |
|---------|--------------------------|-------|------------|
| 1 | Exempted | 0 | |
| 2 | Unable_to_produce | 1 | 4.0% |
| 3 | Equipment_malfunctioning | 0 | |
| 4 | Unsuccessful_bleed | 11 | 44.0% |
| 5 | Specimen_mislabelling | 0 | |
| 6 | Refusal | 11 | 44.0% |
| 7 | Other | 2 | 8.0% |
| Sysmiss | | 17951 | |

Warning: these figures indicate the number of cases found in the data file. They cannot be interpreted as summary statistics of the population of interest.

EDT2Collected: EDT 2 Collected

| | |
|---------------------------|--|
| Information | [Type= discrete] [Format=numeric] [Range= 1-3] [Missing=*] |
| Statistics [NW/ W] | [Valid=17903 /-] [Invalid=73 /-] |

| Value | Label | Cases | Percentage |
|---------|-------|-------|------------|
| 1 | Yes | 17847 | 99.7% |
| 2 | No | 56 | 0.3% |
| 3 | NA | 0 | |
| Sysmiss | | 73 | |

Warning: these figures indicate the number of cases found in the data file. They cannot be interpreted as summary statistics of the population of interest.

EDT2: Blood specimen 2

| | |
|---------------------------|---|
| Information | [Type= discrete] [Format=character] [Missing=*] |
| Statistics [NW/ W] | [Valid=17924 /-] [Invalid=0 /-] |

EDT2NotCollected: Reasons for not collecting blood specimen 2

| | |
|---------------------------|--|
| Information | [Type= discrete] [Format=numeric] [Range= 1-7] [Missing=*] |
| Statistics [NW/ W] | [Valid=52 /-] [Invalid=17924 /-] |

| Value | Label | Cases | Percentage |
|-------|--------------------------|-------|------------|
| 1 | Exempted | 0 | |
| 2 | Unable_to_produce | 0 | |
| 3 | Equipment_malfunctioning | 0 | |
| 4 | Unsuccessful_bleed | 34 | 65.4% |

File : AHRI.Vukuzazi.LabResults.2021.V2.01

EDT2NotCollected: Reasons for not collecting blood specimen 2

| Value | Label | Cases | Percentage |
|---------|-----------------------|-------|------------|
| 5 | Specimen_mislabelling | 0 | |
| 6 | Refusal | 16 | 30.8% |
| 7 | Other | 2 | 3.8% |
| Sysmiss | | 17924 | |

Warning: these figures indicate the number of cases found in the data file. They cannot be interpreted as summary statistics of the population of interest.

EDT3Collected: Blood specimen 3 collected

| | |
|---------------------------|--|
| Information | [Type= discrete] [Format=numeric] [Range= 1-3] [Missing=*] |
| Statistics [NW/ W] | [Valid=17889 /-] [Invalid=87 /-] |

| Value | Label | Cases | Percentage |
|---------|-------|-------|------------|
| 1 | Yes | 17796 | 99.5% |
| 2 | No | 93 | 0.5% |
| 3 | NA | 0 | |
| Sysmiss | | 87 | |

Warning: these figures indicate the number of cases found in the data file. They cannot be interpreted as summary statistics of the population of interest.

EDT3: Blood specimen 3

| | |
|---------------------------|---|
| Information | [Type= discrete] [Format=character] [Missing=*] |
| Statistics [NW/ W] | [Valid=17886 /-] [Invalid=0 /-] |

EDT3NotCollected: Reasons for not collecting blood specimen 3

| | |
|---------------------------|--|
| Information | [Type= discrete] [Format=numeric] [Range= 1-7] [Missing=*] |
| Statistics [NW/ W] | [Valid=89 /-] [Invalid=17887 /-] |

| Value | Label | Cases | Percentage |
|---------|--------------------------|-------|------------|
| 1 | Exempted | 0 | |
| 2 | Unable_to_produce | 0 | |
| 3 | Equipment_malfunctioning | 0 | |
| 4 | Unsuccessful_bleed | 61 | 68.5% |
| 5 | Specimen_mislabelling | 0 | |
| 6 | Refusal | 24 | 27.0% |
| 7 | Other | 4 | 4.5% |
| Sysmiss | | 17887 | |

Warning: these figures indicate the number of cases found in the data file. They cannot be interpreted as summary statistics of the population of interest.

SST1Collected: SST 1 Collected

| | |
|---------------------------|--|
| Information | [Type= discrete] [Format=numeric] [Range= 1-3] [Missing=*] |
| Statistics [NW/ W] | [Valid=17929 /-] [Invalid=47 /-] |

| Value | Label | Cases | Percentage |
|---------|-------|-------|------------|
| 1 | Yes | 17904 | 99.9% |
| 2 | No | 25 | 0.1% |
| 3 | NA | 0 | |
| Sysmiss | | 47 | |

Warning: these figures indicate the number of cases found in the data file. They cannot be interpreted as summary statistics of the population of interest.

File : AHRI.Vukuzazi.LabResults.2021.V2.01

SST1: Blood specimen 4

Information [Type= discrete] [Format=character] [Missing=*]

Statistics [NW/ W] [Valid=17951 /-] [Invalid=0 /-]

SST1NotCollected: Reasons for not collecting blood specimen 4

Information [Type= discrete] [Format=numeric] [Range= 1-7] [Missing=*]

Statistics [NW/ W] [Valid=24 /-] [Invalid=17952 /-]

| Value | Label | Cases | Percentage |
|---------|--------------------------|-------|------------|
| 1 | Exempted | 0 | |
| 2 | Unable_to_produce | 0 | |
| 3 | Equipment_malfunctioning | 0 | |
| 4 | Unsuccessful_bleed | 12 | 50.0% |
| 5 | Specimen_mislabelling | 0 | |
| 6 | Refusal | 12 | 50.0% |
| 7 | Other | 0 | |
| Sysmiss | | 17952 | |

Warning: these figures indicate the number of cases found in the data file. They cannot be interpreted as summary statistics of the population of interest.

SSP1Collected: Sputum specimen collected

Information [Type= discrete] [Format=numeric] [Range= 1-3] [Missing=*]

Statistics [NW/ W] [Valid=10615 /-] [Invalid=7361 /-]

| Value | Label | Cases | Percentage |
|---------|-------|-------|------------|
| 1 | Yes | 9352 | 88.1% |
| 2 | No | 1263 | 11.9% |
| 3 | NA | 0 | |
| Sysmiss | | 7361 | |

Warning: these figures indicate the number of cases found in the data file. They cannot be interpreted as summary statistics of the population of interest.

SSP1: Sputum specimen 1

Information [Type= discrete] [Format=character] [Missing=*]

Statistics [NW/ W] [Valid=10559 /-] [Invalid=0 /-]

SpontSputumObtained: Spontaneous specimen obtained

Information [Type= discrete] [Format=numeric] [Range= 1-3] [Missing=*]

Statistics [NW/ W] [Valid=10177 /-] [Invalid=7799 /-]

| Value | Label | Cases | Percentage |
|---------|-------|-------|------------|
| 1 | Yes | 8904 | 87.5% |
| 2 | No | 1273 | 12.5% |
| 3 | NA | 0 | |
| Sysmiss | | 7799 | |

Warning: these figures indicate the number of cases found in the data file. They cannot be interpreted as summary statistics of the population of interest.

SpontSputumNotObtained: Reasons for not obtaining spontaneous sputum

Information [Type= discrete] [Format=numeric] [Range= 1-7] [Missing=*]

Statistics [NW/ W] [Valid=1273 /-] [Invalid=16703 /-]

| Value | Label | Cases | Percentage |
|-------|----------|-------|------------|
| 1 | Exempted | 0 | |

File : AHRI.Vukuzazi.LabResults.2021.V2.01

SpontSputumNotObtained: Reasons for not obtaining spontaneous sputum

| Value | Label | Cases | Percentage |
|---------|--------------------------|-------|------------|
| 2 | Unable_to_produce | 1173 | 92.1% |
| 3 | Equipment_malfunctioning | 0 | |
| 4 | Unsuccessful_bleed | 0 | |
| 5 | Specimen_mislabelling | 0 | |
| 6 | Refusal | 100 | 7.9% |
| 7 | Other | 0 | |
| Sysmiss | | 16703 | |

Warning: these figures indicate the number of cases found in the data file. They cannot be interpreted as summary statistics of the population of interest.

InducedSputumObtained: Induced Sputum Obtained

| | |
|---------------------------|--|
| Information | [Type= discrete] [Format=numeric] [Range= 1-3] [Missing=*] |
| Statistics [NW/ W] | [Valid=1131 /-] [Invalid=16845 /-] |

| Value | Label | Cases | Percentage |
|---------|-------|-------|------------|
| 1 | Yes | 55 | 4.9% |
| 2 | No | 1076 | 95.1% |
| 3 | NA | 0 | |
| Sysmiss | | 16845 | |

Warning: these figures indicate the number of cases found in the data file. They cannot be interpreted as summary statistics of the population of interest.

InducedSputumNotObtained: Reasons for not obtaining induced sputum

| | |
|---------------------------|--|
| Information | [Type= discrete] [Format=numeric] [Range= 1-7] [Missing=*] |
| Statistics [NW/ W] | [Valid=1076 /-] [Invalid=16900 /-] |

| Value | Label | Cases | Percentage |
|---------|--------------------------|-------|------------|
| 1 | Exempted | 0 | |
| 2 | Unable_to_produce | 1057 | 98.2% |
| 3 | Equipment_malfunctioning | 7 | 0.7% |
| 4 | Unsuccessful_bleed | 0 | |
| 5 | Specimen_mislabelling | 0 | |
| 6 | Refusal | 12 | 1.1% |
| 7 | Other | 0 | |
| Sysmiss | | 16900 | |

Warning: these figures indicate the number of cases found in the data file. They cannot be interpreted as summary statistics of the population of interest.

PAX1Collected: PAX 1 Collected

| | |
|---------------------------|--|
| Information | [Type= discrete] [Format=numeric] [Range= 1-3] [Missing=*] |
| Statistics [NW/ W] | [Valid=17924 /-] [Invalid=52 /-] |

| Value | Label | Cases | Percentage |
|---------|-------|-------|------------|
| 1 | Yes | 17726 | 98.9% |
| 2 | No | 198 | 1.1% |
| 3 | NA | 0 | |
| Sysmiss | | 52 | |

Warning: these figures indicate the number of cases found in the data file. They cannot be interpreted as summary statistics of the population of interest.

SpontTBSputumHome: Spont TB SputumHome

| | |
|--------------------|--|
| Information | [Type= discrete] [Format=numeric] [Range= 1-7] [Missing=*] |
|--------------------|--|

File : AHRI.Vukuzazi.LabResults.2021.V2.01

SpontTBSputumHome: Spont TB SputumHome

Statistics [NW/ W] [Valid=411 /-] [Invalid=17565 /-]

| Value | Label | Cases | Percentage |
|---------|----------------|-------|------------|
| 1 | Yes | 369 | 89.8% |
| 2 | No | 42 | 10.2% |
| 7 | Not Applicable | 0 | |
| Sysmiss | | 17565 | |

Warning: these figures indicate the number of cases found in the data file. They cannot be interpreted as summary statistics of the population of interest.

InducedTBSputumHome: Induced TBS putum Home

Information [Type= discrete] [Format=numeric] [Range= 1-7] [Missing=*]

Statistics [NW/ W] [Valid=411 /-] [Invalid=17565 /-]

| Value | Label | Cases | Percentage |
|---------|----------------|-------|------------|
| 1 | Yes | 11 | 2.7% |
| 2 | No | 31 | 7.5% |
| 7 | Not Applicable | 369 | 89.8% |
| Sysmiss | | 17565 | |

Warning: these figures indicate the number of cases found in the data file. They cannot be interpreted as summary statistics of the population of interest.

PAX1: Paxgene specimen 1

Information [Type= discrete] [Format=character] [Missing=*]

Statistics [NW/ W] [Valid=17781 /-] [Invalid=0 /-]

PAX1NotCollected: Reasons for not collecting paxgene specimen

Information [Type= discrete] [Format=numeric] [Range= 1-7] [Missing=*]

Statistics [NW/ W] [Valid=195 /-] [Invalid=17781 /-]

| Value | Label | Cases | Percentage |
|---------|--------------------------|-------|------------|
| 1 | Exempted | 0 | |
| 2 | Unable_to_produce | 2 | 1.0% |
| 3 | Equipment_malfunctioning | 0 | |
| 4 | Unsuccessful_bleed | 130 | 66.7% |
| 5 | Specimen_mislabelling | 0 | |
| 6 | Refusal | 58 | 29.7% |
| 7 | Other | 5 | 2.6% |
| Sysmiss | | 17781 | |

Warning: these figures indicate the number of cases found in the data file. They cannot be interpreted as summary statistics of the population of interest.

| # SSPBottleCollected: SSP Bottle Collected | | | |
|--|--|--------------|-------------------|
| Information | [Type= discrete] [Format=numeric] [Range= 1-3] [Missing=*] | | |
| Statistics [NW/ W] | [Valid=10190 /-] [Invalid=7786 /-] | | |
| Value | Label | Cases | Percentage |
| 1 | Yes | 8774 | 86.1% |
| 2 | No | 1416 | 13.9% |
| 3 | NA | 0 | |
| Sysmiss | | 7786 | |
| <i>Warning: these figures indicate the number of cases found in the data file. They cannot be interpreted as summary statistics of the population of interest.</i> | | | |
| # SwabSample1Collected: Swab Sample 1 Collected | | | |
| Information | [Type= discrete] [Format=numeric] [Range= 1-3] [Missing=*] | | |
| Statistics [NW/ W] | [Valid=17925 /-] [Invalid=51 /-] | | |
| Value | Label | Cases | Percentage |
| 1 | Yes | 17925 | 100.0% |
| 2 | No | 0 | |
| 3 | NA | 0 | |
| Sysmiss | | 51 | |
| <i>Warning: these figures indicate the number of cases found in the data file. They cannot be interpreted as summary statistics of the population of interest.</i> | | | |
| # SwabSample2Collected: Swab specome collected | | | |
| Information | [Type= discrete] [Format=numeric] [Range= 1-3] [Missing=*] | | |
| Statistics [NW/ W] | [Valid=17925 /-] [Invalid=51 /-] | | |
| Value | Label | Cases | Percentage |
| 1 | Yes | 17923 | 100.0% |
| 2 | No | 2 | 0.0% |
| 3 | NA | 0 | |
| Sysmiss | | 51 | |
| <i>Warning: these figures indicate the number of cases found in the data file. They cannot be interpreted as summary statistics of the population of interest.</i> | | | |

File : AHRI.Vukuzazi.Measurements.2021.V2.01

IndividualId: Vukuzazi unique Internal Id of Individual

Information [Type= continuous] [Format=numeric] [Range= 5-38856] [Missing=*]

Statistics [NW/ W] [Valid=18041 /-] [Invalid=0 /-] [Mean=18143.742 /-] [StdDev=11160.076 /-]

VisitDate: Vukuzazi Camp Visit Date

Information [Type= discrete] [Format=character] [Missing=*]

Statistics [NW/ W] [Valid=18041 /-]

HeightDeviceID: Height Device ID

Information [Type= discrete] [Format=character] [Missing=*]

Statistics [NW/ W] [Valid=18024 /-] [Invalid=0 /-]

HeightMeasured: Height measurement was done

Information [Type= discrete] [Format=numeric] [Range= 1-3] [Missing=*]

Statistics [NW/ W] [Valid=18041 /-] [Invalid=0 /-]

| Value | Label | Cases | Percentage |
|-------|-------|-------|------------|
| 1 | Yes | 17886 | 99.1% |
| 2 | No | 155 | 0.9% |
| 3 | NA | 0 | |

Warning: these figures indicate the number of cases found in the data file. They cannot be interpreted as summary statistics of the population of interest.

HeightCm: Height in Cm

Information [Type= continuous] [Format=numeric] [Range= 100-197.5] [Missing=*/1001]

Statistics [NW/ W] [Valid=17854 /-] [Invalid=187 /-] [Mean=161.97 /-] [StdDev=8.295 /-]

| Value | Label | Cases | Percentage |
|-------|-------|-------|------------|
| 1001 | .. | | |

Warning: these figures indicate the number of cases found in the data file. They cannot be interpreted as summary statistics of the population of interest.

WeightDeviceID: Weight Device ID

Information [Type= discrete] [Format=character] [Missing=*]

Statistics [NW/ W] [Valid=18013 /-] [Invalid=0 /-]

WeightMeasured: Weight measurement was done

Information [Type= discrete] [Format=numeric] [Range= 1-3] [Missing=*]

Statistics [NW/ W] [Valid=18041 /-] [Invalid=0 /-]

| Value | Label | Cases | Percentage |
|-------|-------|-------|------------|
| 1 | Yes | 17879 | 99.1% |
| 2 | No | 162 | 0.9% |
| 3 | NA | 0 | |

Warning: these figures indicate the number of cases found in the data file. They cannot be interpreted as summary statistics of the population of interest.

WeightKg: Weight in Kg

Information [Type= continuous] [Format=numeric] [Range= 30-479] [Missing=*/1001]

Statistics [NW/ W] [Valid=17850 /-] [Invalid=191 /-] [Mean=72.284 /-] [StdDev=19.08 /-]

| Value | Label | Cases | Percentage |
|-------|-------|-------|------------|
| 1001 | .. | | |

Warning: these figures indicate the number of cases found in the data file. They cannot be interpreted as summary statistics of the population of interest.

File : AHRI.Vukuzazi.Measurements.2021.V2.01

BMI: Body Mass Index

Information [Type= continuous] [Format=numeric] [Range= 11.729313142239-187.109375] [Missing=*/1001]

Statistics [NW/ W] [Valid=17842 /-] [Invalid=199 /-] [Mean=27.707 /-] [StdDev=7.949 /-]

| Value | Label | Cases | Percentage |
|-------|-------|-------|------------|
| 1001 | .. | | |

Warning: these figures indicate the number of cases found in the data file. They cannot be interpreted as summary statistics of the population of interest.

BMICat: Body Mass Index Category

Information [Type= discrete] [Format=numeric] [Range= 1-4] [Missing=*]

Statistics [NW/ W] [Valid=17842 /-] [Invalid=199 /-]

| Value | Label | Cases | Percentage |
|---------|-------------|-------|------------|
| 1 | Underweight | 857 | 4.8% |
| 2 | Normal | 7053 | 39.5% |
| 3 | Overweight | 4048 | 22.7% |
| 4 | Obese | 5884 | 33.0% |
| Sysmiss | | 199 | |

Warning: these figures indicate the number of cases found in the data file. They cannot be interpreted as summary statistics of the population of interest.

WaistCircumferenceMeasured: Waist circumference measurement was done

Information [Type= discrete] [Format=numeric] [Range= 1-3] [Missing=*]

Statistics [NW/ W] [Valid=18041 /-] [Invalid=0 /-]

| Value | Label | Cases | Percentage |
|-------|-------|-------|------------|
| 1 | Yes | 17990 | 99.7% |
| 2 | No | 51 | 0.3% |
| 3 | NA | 0 | |

Warning: these figures indicate the number of cases found in the data file. They cannot be interpreted as summary statistics of the population of interest.

WaistDeviceID: Waist Device ID

Information [Type= discrete] [Format=character] [Missing=*]

Statistics [NW/ W] [Valid=18019 /-] [Invalid=0 /-]

WaistCircumferenceCm: Waist Circumference in Cm

Information [Type= discrete] [Format=numeric] [Range= 32-999] [Missing=*/1001]

Statistics [NW/ W] [Valid=17990 /-] [Invalid=51 /-]

| Value | Label | Cases | Percentage |
|-------|--|-------|------------|
| 999 | ImpossibleValue(Waist circumference: <30 and >150) | | |
| 1001 | .. | | |

Warning: these figures indicate the number of cases found in the data file. They cannot be interpreted as summary statistics of the population of interest.

WaistCircumferenceCat: Waist circumference category

Information [Type= discrete] [Format=numeric] [Range= 0-1] [Missing=*]

Statistics [NW/ W] [Valid=17958 /-] [Invalid=83 /-]

| Value | Label | Cases | Percentage |
|---------|-------------------|-------|------------|
| 0 | Normal | 8777 | 48.9% |
| 1 | Abdominal obesity | 9181 | 51.1% |
| Sysmiss | | 83 | |

Warning: these figures indicate the number of cases found in the data file. They cannot be interpreted as summary statistics of the population of interest.

File : AHRI.Vukuzazi.Measurements.2021.V2.01

BPDeviceID: BP Device ID

Information [Type= discrete] [Format=character] [Missing=*]

Statistics [NW/ W] [Valid=18017 /-] [Invalid=0 /-]

BPCuffSize: BP Cuff Size

Information [Type= discrete] [Format=numeric] [Range= 1-2] [Missing=*]

Statistics [NW/ W] [Valid=18024 /-] [Invalid=17 /-]

| Value | Label | Cases | Percentage |
|---------|------------|-------|------------|
| 1 | Normal | 17396 | 96.5% |
| 2 | Extra Size | 628 | 3.5% |
| Sysmiss | | 17 | |

Warning: these figures indicate the number of cases found in the data file. They cannot be interpreted as summary statistics of the population of interest.

BPMeasured: Blood pressure measurement was done

Information [Type= discrete] [Format=numeric] [Range= 1-3] [Missing=*]

Statistics [NW/ W] [Valid=18041 /-] [Invalid=0 /-]

| Value | Label | Cases | Percentage |
|-------|-------|-------|------------|
| 1 | Yes | 18018 | 99.9% |
| 2 | No | 23 | 0.1% |
| 3 | NA | 0 | |

Warning: these figures indicate the number of cases found in the data file. They cannot be interpreted as summary statistics of the population of interest.

BPFirstSystolic: BP First Systolic

Information [Type= continuous] [Format=numeric] [Range= 60-236] [Missing=*]

Statistics [NW/ W] [Valid=18002 /-] [Invalid=39 /-] [Mean=120.745 /-] [StdDev=20.679 /-]

BPFirstDiastolic: BP First Diastolic

Information [Type= continuous] [Format=numeric] [Range= 35-144] [Missing=*]

Statistics [NW/ W] [Valid=18000 /-] [Invalid=41 /-] [Mean=75.276 /-] [StdDev=12.927 /-]

BPSecondSystolic: BP Second Systolic

Information [Type= continuous] [Format=numeric] [Range= 60-236] [Missing=*]

Statistics [NW/ W] [Valid=18002 /-] [Invalid=39 /-] [Mean=119.529 /-] [StdDev=19.752 /-]

BPSecondDiastolic: BP Second Diastolic

Information [Type= continuous] [Format=numeric] [Range= 35-148] [Missing=*]

Statistics [NW/ W] [Valid=17999 /-] [Invalid=42 /-] [Mean=74.441 /-] [StdDev=12.622 /-]

BPThirdSystolic: BP Third Systolic

Information [Type= continuous] [Format=numeric] [Range= 60-238] [Missing=*]

Statistics [NW/ W] [Valid=18004 /-] [Invalid=37 /-] [Mean=118.182 /-] [StdDev=19.211 /-]

BPThirdDiastolic: BP Third Diastolic

Information [Type= continuous] [Format=numeric] [Range= 35-143] [Missing=*]

Statistics [NW/ W] [Valid=18009 /-] [Invalid=32 /-] [Mean=73.663 /-] [StdDev=12.706 /-]

BPForthSystolic: BP Forth Systolic

Information [Type= continuous] [Format=numeric] [Range= 18-250] [Missing=*]

Statistics [NW/ W] [Valid=352 /-] [Invalid=17689 /-] [Mean=162.847 /-] [StdDev=27.961 /-]

File : AHRI.Vukuzazi.Measurements.2021.V2.01

BPForthDiastolic: BP Forth Diastolic

Information [Type= discrete] [Format=numeric] [Missing=*]

Statistics [NW/ W] [Valid=0 /-] [Invalid=18041 /-]

| Value | Label | Cases | Percentage |
|-------|-------|-------|------------|
| 1 | 18041 | 18041 | |

Warning: these figures indicate the number of cases found in the data file. They cannot be interpreted as summary statistics of the population of interest.

LowestBpSystolic: BP Lowest Systolic

Information [Type= continuous] [Format=numeric] [Range= 1-238] [Missing=*]

Statistics [NW/ W] [Valid=18020 /-] [Invalid=21 /-] [Mean=115.561 /-] [StdDev=18.959 /-]

LowestBpDiastolic: BP Lowest Diastolic

Information [Type= continuous] [Format=numeric] [Range= 5-136] [Missing=*]

Statistics [NW/ W] [Valid=18020 /-] [Invalid=21 /-] [Mean=70.915 /-] [StdDev=11.89 /-]

SystolicBP: Systolic BP -average of second and third readings. Only second or third is includ

Information [Type= continuous] [Format=numeric] [Range= 60-233] [Missing=*]

Statistics [NW/ W] [Valid=18020 /-] [Invalid=21 /-] [Mean=118.591 /-] [StdDev=18.942 /-]

DiastolicBP: Diastolic BP -average of second and third readings. Only second or third is inclu

Information [Type= continuous] [Format=numeric] [Range= 38-231] [Missing=*]

Statistics [NW/ W] [Valid=18019 /-] [Invalid=22 /-] [Mean=73.88 /-] [StdDev=12.062 /-]

HipCircumferenceMeasured: Hip Circumference HipCircumferenceMeasured

Information [Type= discrete] [Format=numeric] [Range= 1-3] [Missing=*]

Statistics [NW/ W] [Valid=18041 /-] [Invalid=0 /-]

| Value | Label | Cases | Percentage |
|-------|-------|-------|------------|
| 1 | Yes | 17990 | 99.7% |
| 2 | No | 51 | 0.3% |
| 3 | NA | 0 | |

Warning: these figures indicate the number of cases found in the data file. They cannot be interpreted as summary statistics of the population of interest.

HipCircumference: Hip Circumference

Information [Type= discrete] [Format=numeric] [Range= 40-999] [Missing=*/1001]

Statistics [NW/ W] [Valid=17990 /-] [Invalid=51 /-]

| Value | Label | Cases | Percentage |
|-------|---|-------|------------|
| 999 | Impossible Value(Hip circumference: <40 and >170) | | |
| 1001 | .. | | |

Warning: these figures indicate the number of cases found in the data file. They cannot be interpreted as summary statistics of the population of interest.

WaistHipRatio: Waist/hip ratio

Information [Type= continuous] [Format=numeric] [Range= 0.330882352941176-2.60869565217391] [Missing=*/11]

Statistics [NW/ W] [Valid=17927 /-] [Invalid=114 /-] [Mean=0.852 /-] [StdDev=0.102 /-]

| Value | Label | Cases | Percentage |
|-------|-------|-------|------------|
| 11 | .. | | |

Warning: these figures indicate the number of cases found in the data file. They cannot be interpreted as summary statistics of the population of interest.

File : AHRI.Vukuzazi.Measurements.2021.V2.01

WaistHipRatioCat: Waist/hip ratio category

Information [Type= discrete] [Format=numeric] [Range= 0-1] [Missing=*]

Statistics [NW/ W] [Valid=17927 /-] [Invalid=114 /-]

| Value | Label | Cases | Percentage |
|---------|-------------------|-------|------------|
| 0 | Normal | 10591 | 59.1% |
| 1 | Abdominal obesity | 7336 | 40.9% |
| Sysmiss | | 114 | |

Warning: these figures indicate the number of cases found in the data file. They cannot be interpreted as summary statistics of the population of interest.

ArmCircumferenceMeasured: Arm circumference measurement was done

Information [Type= discrete] [Format=numeric] [Range= 1-3] [Missing=*]

Statistics [NW/ W] [Valid=18041 /-] [Invalid=0 /-]

| Value | Label | Cases | Percentage |
|-------|-------|-------|------------|
| 1 | Yes | 18024 | 99.9% |
| 2 | No | 17 | 0.1% |
| 3 | NA | 0 | |

Warning: these figures indicate the number of cases found in the data file. They cannot be interpreted as summary statistics of the population of interest.

ArmCircumference: Arm Circumference

Information [Type= discrete] [Format=numeric] [Range= 16-999] [Missing=*/1001]

Statistics [NW/ W] [Valid=18024 /-] [Invalid=17 /-]

| Value | Label | Cases | Percentage |
|-------|---|-------|------------|
| 999 | Impossible Value(Arm circumference: <16 and >100) | | |
| 1001 | .. | | |

Warning: these figures indicate the number of cases found in the data file. They cannot be interpreted as summary statistics of the population of interest.

MUAC: Mid-upper arm circumference

Information [Type= discrete] [Format=numeric] [Range= 0-1] [Missing=*]

Statistics [NW/ W] [Valid=17898 /-] [Invalid=143 /-]

| Value | Label | Cases | Percentage |
|---------|----------------|-------|------------|
| 0 | Normal | 2230 | 12.5% |
| 1 | Undernourished | 15668 | 87.5% |
| Sysmiss | | 143 | |

Warning: these figures indicate the number of cases found in the data file. They cannot be interpreted as summary statistics of the population of interest.

HeartRateMeasured: Heart rate measurement was done

Information [Type= discrete] [Format=numeric] [Range= 1-3] [Missing=*]

Statistics [NW/ W] [Valid=18041 /-] [Invalid=0 /-]

| Value | Label | Cases | Percentage |
|-------|-------|-------|------------|
| 1 | Yes | 18020 | 99.9% |
| 2 | No | 21 | 0.1% |
| 3 | NA | 0 | |

Warning: these figures indicate the number of cases found in the data file. They cannot be interpreted as summary statistics of the population of interest.

HeartRateFirstReading: Heart Rate First Reading

Information [Type= discrete] [Format=numeric] [Range= 40-999] [Missing=*/1001]

Statistics [NW/ W] [Valid=18020 /-] [Invalid=21 /-]

File : AHRI.Vukuzazi.Measurements.2021.V2.01

HeartRateFirstReading: Heart Rate First Reading

| Value | Label | Cases | Percentage |
|-------|--|-------|------------|
| 999 | Impossible Value(Heart rate reading: <40 and >200) | | |
| 1001 | .. | | |

Warning: these figures indicate the number of cases found in the data file. They cannot be interpreted as summary statistics of the population of interest.

HeartRateSecondReading: Heart Rate Second Reading

Information [Type= discrete] [Format=numeric] [Range= 40-999] [Missing=*/1001]

Statistics [NW/ W] [Valid=18020 /-] [Invalid=21 /-]

| Value | Label | Cases | Percentage |
|-------|--|-------|------------|
| 999 | Impossible Value(Heart rate reading: <40 and >200) | | |
| 1001 | .. | | |

Warning: these figures indicate the number of cases found in the data file. They cannot be interpreted as summary statistics of the population of interest.

HeartRateThirdReading: Heart Rate Third Reading

Information [Type= discrete] [Format=numeric] [Range= 40-999] [Missing=*/1001]

Statistics [NW/ W] [Valid=18019 /-] [Invalid=22 /-]

| Value | Label | Cases | Percentage |
|-------|--|-------|------------|
| 999 | Impossible Value(Heart rate reading: <40 and >200) | | |
| 1001 | .. | | |

Warning: these figures indicate the number of cases found in the data file. They cannot be interpreted as summary statistics of the population of interest.

HeartRateForthReading: Heart Rate Forth Reading

Information [Type= continuous] [Format=numeric] [Range= 40-132] [Missing=*/1001]

Statistics [NW/ W] [Valid=350 /-] [Invalid=17691 /-] [Mean=82.951 /-] [StdDev=15.119 /-]

| Value | Label | Cases | Percentage |
|-------|-------|-------|------------|
| 1001 | .. | | |

Warning: these figures indicate the number of cases found in the data file. They cannot be interpreted as summary statistics of the population of interest.

UrineSpecimenId: Urine Specimen Id

Information [Type= discrete] [Format=character] [Missing=*]

Statistics [NW/ W] [Valid=7420 /-] [Invalid=0 /-]

PregTestResult: PregTestResult

Information [Type= discrete] [Format=numeric] [Range= 1-5] [Missing=*]

Statistics [NW/ W] [Valid=7412 /-] [Invalid=10629 /-]

| Value | Label | Cases | Percentage |
|---------|------------------|-------|------------|
| 1 | Positive | 257 | 3.5% |
| 2 | Negative | 7154 | 96.5% |
| 3 | Inconclusive | 1 | 0.0% |
| 4 | Visibly Pregnant | 0 | |
| 5 | Refused | 0 | |
| Sysmiss | | 10629 | |

Warning: these figures indicate the number of cases found in the data file. They cannot be interpreted as summary statistics of the population of interest.

LastMenstrualDate: Last Menstrua Date

Information [Type= discrete] [Format=character] [Missing=*]

File : AHRI.Vukuzazi.Measurements.2021.V2.01

LastMenstrualDate: Last Menstrua Date

Statistics [NW/ W]

[Valid=5742 /-]

File : AHRI.Vukuzazi.MedicalProblems.2021.V2.01**# IndividualId: Vukuzazi unique Internal Id of Individual****Information** [Type= continuous] [Format=numeric] [Range= 5-38856] [Missing=*]**Statistics [NW/ W]** [Valid=18025 /-] [Invalid=0 /-] [Mean=18149.093 /-] [StdDev=11158.981 /-]**# VisitDate: Vukuzazi camp visit date****Information** [Type= discrete] [Format=character] [Missing=*]**Statistics [NW/ W]** [Valid=18025 /-]**# Medication1: Any other medical problem for which you regularly see a doctor (or traditional he****Information** [Type= discrete] [Format=character] [Missing=*]**Statistics [NW/ W]** [Valid=2718 /-] [Invalid=0 /-]**# Medication2: Any other medical problem for which you regularly see a doctor (or traditional he****Information** [Type= discrete] [Format=character] [Missing=*]**Statistics [NW/ W]** [Valid=407 /-] [Invalid=0 /-]**# Medication3: Any other medical problem for which you regularly see a doctor (or traditional he****Information** [Type= discrete] [Format=character] [Missing=*]**Statistics [NW/ W]** [Valid=41 /-] [Invalid=0 /-]**# Medication1StartDate: Medical problem date****Information** [Type= discrete] [Format=character] [Missing=*]**Statistics [NW/ W]** [Valid=5310 /-] [Invalid=0 /-]**# Medication2StartDate: Medical problem date****Information** [Type= discrete] [Format=character] [Missing=*]**Statistics [NW/ W]** [Valid=759 /-] [Invalid=0 /-]**# Medication3StartDate: Medical problem date****Information** [Type= discrete] [Format=character] [Missing=*]**Statistics [NW/ W]** [Valid=73 /-] [Invalid=0 /-]**# ConcurrMed1: Concurrent medications****Information** [Type= discrete] [Format=character] [Missing=*]**Statistics [NW/ W]** [Valid=7391 /-] [Invalid=0 /-]**# ConcurrMed2: Concurrent medications****Information** [Type= discrete] [Format=character] [Missing=*]**Statistics [NW/ W]** [Valid=1659 /-] [Invalid=0 /-]**# ConcurrMed3: Concurrent medication indications****Information** [Type= discrete] [Format=character] [Missing=*]**Statistics [NW/ W]** [Valid=523 /-] [Invalid=0 /-]**# ConcurrMedIndica1: Concurrent medication indications****Information** [Type= discrete] [Format=character] [Missing=*]**Statistics [NW/ W]** [Valid=2733 /-] [Invalid=0 /-]**# ConcurrMedIndica2: Concurrent medication indications****Information** [Type= discrete] [Format=character] [Missing=*]

File : AHRI.Vukuzazi.MedicalProblems.2021.V2.01

ConcurrMedIndica2: Concurrent medication indications

Statistics [NW/ W] [Valid=646 /-] [Invalid=0 /-]

ConcurrMedIndica3: Concurrent medication indications

Information [Type= discrete] [Format=character] [Missing=*]

Statistics [NW/ W] [Valid=217 /-] [Invalid=0 /-]

ConcurrMed1StartDate: Concurrent medications date

Information [Type= discrete] [Format=character] [Missing=*]

Statistics [NW/ W] [Valid=5279 /-] [Invalid=0 /-]

ConcurrMed2StartDate: Concurrent medications date

Information [Type= discrete] [Format=character] [Missing=*]

Statistics [NW/ W] [Valid=1427 /-] [Invalid=0 /-]

ConcurrMed3StartDate: Concurrent medications date

Information [Type= discrete] [Format=character] [Missing=*]

Statistics [NW/ W] [Valid=459 /-] [Invalid=0 /-]

ConcurrMed1Adher: Concurrent medications adherence

Information [Type= discrete] [Format=numeric] [Range= 1-3] [Missing=*]

Statistics [NW/ W] [Valid=7303 /-] [Invalid=10722 /-]

| Value | Label | Cases | Percentage |
|---------|-------|-------|------------|
| 1 | Yes | 6933 | 94.9% |
| 2 | No | 335 | 4.6% |
| 3 | NA | 35 | 0.5% |
| Sysmiss | | 10722 | |

Warning: these figures indicate the number of cases found in the data file. They cannot be interpreted as summary statistics of the population of interest.

ConcurrMed2Adher: Concurrent medications adherence

Information [Type= discrete] [Format=numeric] [Range= 1-3] [Missing=*]

Statistics [NW/ W] [Valid=1626 /-] [Invalid=16399 /-]

| Value | Label | Cases | Percentage |
|---------|-------|-------|------------|
| 1 | Yes | 1491 | 91.7% |
| 2 | No | 129 | 7.9% |
| 3 | NA | 6 | 0.4% |
| Sysmiss | | 16399 | |

Warning: these figures indicate the number of cases found in the data file. They cannot be interpreted as summary statistics of the population of interest.

ConcurrMed3Adher: Concurrent medications adherence

Information [Type= discrete] [Format=numeric] [Range= 1-3] [Missing=*]

Statistics [NW/ W] [Valid=502 /-] [Invalid=17523 /-]

| Value | Label | Cases | Percentage |
|---------|-------|-------|------------|
| 1 | Yes | 439 | 87.5% |
| 2 | No | 63 | 12.5% |
| 3 | NA | 0 | |
| Sysmiss | | 17523 | |

Warning: these figures indicate the number of cases found in the data file. They cannot be interpreted as summary statistics of the population of interest.

File : AHRI.Vukuzazi.NCDHistory.2021.V2.01

IndividualId: Vukuzazi unique Internal Id of Individual

Information [Type= continuous] [Format=numeric] [Range= 5-38856] [Missing=*]

Statistics [NW/ W] [Valid=18025 /-] [Invalid=0 /-] [Mean=18149.093 /-] [StdDev=11158.981 /-]

VisitDate: Vukuzazi camp visit date

Information [Type= discrete] [Format=character] [Missing=*]

Statistics [NW/ W] [Valid=18025 /-]

BPFIRSTSystolic: BP First Systolic

Information [Type= continuous] [Format=numeric] [Range= 1-12820] [Missing=*]

Statistics [NW/ W] [Valid=18021 /-] [Invalid=4 /-] [Mean=121.969 /-] [StdDev=103.031 /-]

BPFIRSTDiastolic: BP First Diastolic

Information [Type= continuous] [Format=numeric] [Range= 7-7367] [Missing=*]

Statistics [NW/ W] [Valid=18021 /-] [Invalid=4 /-] [Mean=75.766 /-] [StdDev=56.345 /-]

BPSECONDsystolic: BP Second Systolic

Information [Type= continuous] [Format=numeric] [Range= 60-236] [Missing=*]

Statistics [NW/ W] [Valid=18003 /-] [Invalid=22 /-] [Mean=119.529 /-] [StdDev=19.752 /-]

BPSECONDDiastolic: BP Second Diastolic

Information [Type= continuous] [Format=numeric] [Range= 35-148] [Missing=*]

Statistics [NW/ W] [Valid=18000 /-] [Invalid=25 /-] [Mean=74.441 /-] [StdDev=12.621 /-]

BPTHIRDSystolic: BP Third Systolic

Information [Type= continuous] [Format=numeric] [Range= 60-238] [Missing=*]

Statistics [NW/ W] [Valid=18005 /-] [Invalid=20 /-] [Mean=118.183 /-] [StdDev=19.211 /-]

BPTHIRDDiastolic: BP Third Diastolic

Information [Type= continuous] [Format=numeric] [Range= 35-143] [Missing=*]

Statistics [NW/ W] [Valid=18010 /-] [Invalid=15 /-] [Mean=73.663 /-] [StdDev=12.706 /-]

BPFORTHsystolic: BP Forth Systolic

Information [Type= continuous] [Format=numeric] [Range= 18-250] [Missing=*]

Statistics [NW/ W] [Valid=352 /-] [Invalid=17673 /-] [Mean=162.847 /-] [StdDev=27.961 /-]

BPFORTHDiastolic: BP Forth Diastolic

Information [Type= discrete] [Format=numeric] [Missing=*]

Statistics [NW/ W] [Valid=0 /-] [Invalid=18025 /-]

| Value | Label | Cases | Percentage |
|---------|-------|-------|------------|
| Sysmiss | | 18025 | |

Warning: these figures indicate the number of cases found in the data file. They cannot be interpreted as summary statistics of the population of interest.

MEANDIABP: Mean diastolic BP (2nd & 3rd)

Information [Type= continuous] [Format=numeric] [Range= 38-231] [Missing=*]

Statistics [NW/ W] [Valid=18020 /-] [Invalid=5 /-] [Mean=73.88 /-] [StdDev=12.062 /-]

MEANSYSBP: Mean systolic BP (2nd & 3rd)

Information [Type= continuous] [Format=numeric] [Range= 60-233] [Missing=*]

Statistics [NW/ W] [Valid=18021 /-] [Invalid=4 /-] [Mean=118.591 /-] [StdDev=18.942 /-]

File : AHRI.Vukuzazi.NCDHistory.2021.V2.01

BPMeasuredEver: Have you ever had your blood pressure measured by a doctor or other health worker

Information [Type= discrete] [Format=numeric] [Range= 1-9] [Missing=*]

Statistics [NW/ W] [Valid=18024 /-] [Invalid=1 /-]

| Value | Label | Cases | Percentage |
|---------|---------|-------|------------|
| 1 | Yes | 11675 | 64.8% |
| 2 | No | 6349 | 35.2% |
| 3 | NA | 0 | |
| 9 | Missing | 0 | |
| Sysmiss | | 1 | |

Warning: these figures indicate the number of cases found in the data file. They cannot be interpreted as summary statistics of the population of interest.

HighBPInformedEver: Have you ever been told by a doctor or other health worker that you have raised b

Information [Type= discrete] [Format=numeric] [Range= 1-9] [Missing=*]

Statistics [NW/ W] [Valid=13630 /-] [Invalid=4395 /-]

| Value | Label | Cases | Percentage |
|---------|---------|-------|------------|
| 1 | Yes | 3980 | 29.2% |
| 2 | No | 9650 | 70.8% |
| 3 | NA | 0 | |
| 9 | Missing | 0 | |
| Sysmiss | | 4395 | |

Warning: these figures indicate the number of cases found in the data file. They cannot be interpreted as summary statistics of the population of interest.

HighBPInformed12mo: Have you been told in the past 12 months?

Information [Type= discrete] [Format=numeric] [Range= 1-9] [Missing=*]

Statistics [NW/ W] [Valid=9805 /-] [Invalid=8220 /-]

| Value | Label | Cases | Percentage |
|---------|---------|-------|------------|
| 1 | Yes | 3038 | 31.0% |
| 2 | No | 6767 | 69.0% |
| 3 | NA | 0 | |
| 9 | Missing | 0 | |
| Sysmiss | | 8220 | |

Warning: these figures indicate the number of cases found in the data file. They cannot be interpreted as summary statistics of the population of interest.

HighBPConsult6mo: In the past 6 months, have you seen a doctor or other health care worker about yo

Information [Type= discrete] [Format=numeric] [Range= 1-9] [Missing=*]

Statistics [NW/ W] [Valid=9802 /-] [Invalid=8223 /-]

| Value | Label | Cases | Percentage |
|---------|---------|-------|------------|
| 1 | Yes | 3163 | 32.3% |
| 2 | No | 6639 | 67.7% |
| 3 | NA | 0 | |
| 9 | Missing | 0 | |
| Sysmiss | | 8223 | |

Warning: these figures indicate the number of cases found in the data file. They cannot be interpreted as summary statistics of the population of interest.

HighBPTx2wks: In the past two weeks, have you taken any drugs (medication) for raised blood pre

Information [Type= discrete] [Format=numeric] [Range= 1-9] [Missing=*]

File : AHRI.Vukuzazi.NCDHistory.2021.V2.01

HighBPTx2wks: In the past two weeks, have you taken any drugs (medication) for raised blood pre

Statistics [NW/ W] [Valid=9801 /-] [Invalid=8224 /-]

| Value | Label | Cases | Percentage |
|---------|---------|-------|------------|
| 1 | Yes | 3048 | 31.1% |
| 2 | No | 6753 | 68.9% |
| 3 | NA | 0 | |
| 9 | Missing | 0 | |
| Sysmiss | | 8224 | |

Warning: these figures indicate the number of cases found in the data file. They cannot be interpreted as summary statistics of the population of interest.

HighBPConsultHealer: Have you ever seen a traditional healer for raised blood pressure or hypertension

Information [Type= discrete] [Format=numeric] [Range= 1-9] [Missing=*]

Statistics [NW/ W] [Valid=17133 /-] [Invalid=892 /-]

| Value | Label | Cases | Percentage |
|---------|---------|-------|------------|
| 1 | Yes | 241 | 1.4% |
| 2 | No | 16892 | 98.6% |
| 3 | NA | 0 | |
| 9 | Missing | 0 | |
| Sysmiss | | 892 | |

Warning: these figures indicate the number of cases found in the data file. They cannot be interpreted as summary statistics of the population of interest.

HighBPHerbalCurr: Are you currently taking any herbal or traditional remedy for your raised blood p

Information [Type= discrete] [Format=numeric] [Range= 1-9] [Missing=*]

Statistics [NW/ W] [Valid=8030 /-] [Invalid=9995 /-]

| Value | Label | Cases | Percentage |
|---------|---------|-------|------------|
| 1 | Yes | 116 | 1.4% |
| 2 | No | 7914 | 98.6% |
| 3 | NA | 0 | |
| 9 | Missing | 0 | |
| Sysmiss | | 9995 | |

Warning: these figures indicate the number of cases found in the data file. They cannot be interpreted as summary statistics of the population of interest.

BPStepsGroup: WHO STEPS BP group

Information [Type= discrete] [Format=numeric] [Range= 1-4] [Missing=*]

Statistics [NW/ W] [Valid=17977 /-] [Invalid=48 /-]

| Value | Label | Cases | Percentage |
|---------|----------------------|-------|------------|
| 1 | Normal | 8967 | 49.9% |
| 2 | Pre-hypertension | 6330 | 35.2% |
| 3 | Hypertension stage 1 | 1891 | 10.5% |
| 4 | Hypertension stage 2 | 789 | 4.4% |
| Sysmiss | | 48 | |

Warning: these figures indicate the number of cases found in the data file. They cannot be interpreted as summary statistics of the population of interest.

BPControl: BP controlled with medication

Information [Type= discrete] [Format=numeric] [Range= 1-9] [Missing=*]

Statistics [NW/ W] [Valid=4603 /-] [Invalid=13422 /-]

File : AHRI.Vukuzazi.NCDHistory.2021.V2.01

BPControl: BP controlled with medication

| Value | Label | Cases | Percentage |
|---------|---------|-------|------------|
| 1 | Yes | 680 | 14.8% |
| 2 | No | 3923 | 85.2% |
| 3 | NA | 0 | |
| 9 | Missing | 0 | |
| Sysmiss | | 13422 | |

Warning: these figures indicate the number of cases found in the data file. They cannot be interpreted as summary statistics of the population of interest.

BPAware: Told had raised BP by health care worker in last 12 months

| | |
|---------------------------|--|
| Information | [Type= discrete] [Format=numeric] [Range= 1-9] [Missing=*] |
| Statistics [NW/ W] | [Valid=18024 /-] [Invalid=1 /-] |

| Value | Label | Cases | Percentage |
|---------|---------|-------|------------|
| 1 | Yes | 3584 | 19.9% |
| 2 | No | 14440 | 80.1% |
| 3 | NA | 0 | |
| 9 | Missing | 0 | |
| Sysmiss | | 1 | |

Warning: these figures indicate the number of cases found in the data file. They cannot be interpreted as summary statistics of the population of interest.

BPInCare: Seen health care worker in last 6m for raised BP

| | |
|---------------------------|--|
| Information | [Type= discrete] [Format=numeric] [Range= 1-9] [Missing=*] |
| Statistics [NW/ W] | [Valid=13636 /-] [Invalid=4389 /-] |

| Value | Label | Cases | Percentage |
|---------|---------|-------|------------|
| 1 | Yes | 3383 | 24.8% |
| 2 | No | 10253 | 75.2% |
| 3 | NA | 0 | |
| 9 | Missing | 0 | |
| Sysmiss | | 4389 | |

Warning: these figures indicate the number of cases found in the data file. They cannot be interpreted as summary statistics of the population of interest.

BPRx2wk: Taken medication for raised BP in past 2 wks medication for raised BP in past 2 w

| | |
|---------------------------|--|
| Information | [Type= discrete] [Format=numeric] [Range= 1-9] [Missing=*] |
| Statistics [NW/ W] | [Valid=18024 /-] [Invalid=1 /-] |

| Value | Label | Cases | Percentage |
|---------|---------|-------|------------|
| 1 | Yes | 3048 | 16.9% |
| 2 | No | 14976 | 83.1% |
| 3 | NA | 0 | |
| 9 | Missing | 0 | |
| Sysmiss | | 1 | |

Warning: these figures indicate the number of cases found in the data file. They cannot be interpreted as summary statistics of the population of interest.

BPHerbalRx: Taking herbal medication for raised BP

| | |
|---------------------------|--|
| Information | [Type= discrete] [Format=numeric] [Range= 1-9] [Missing=*] |
| Statistics [NW/ W] | [Valid=16234 /-] [Invalid=1791 /-] |

File : AHRI.Vukuzazi.NCDHistory.2021.V2.01

BPHerbalRx: Taking herbal medication for raised BP

| Value | Label | Cases | Percentage |
|---------|---------|-------|------------|
| 1 | Yes | 116 | 0.7% |
| 2 | No | 16118 | 99.3% |
| 3 | NA | 0 | |
| 9 | Missing | 0 | |
| Sysmiss | | 1791 | |

Warning: these figures indicate the number of cases found in the data file. They cannot be interpreted as summary statistics of the population of interest.

HTN Diag: Hypertension diagnosis (primary defn)

| | |
|---------------------------|--|
| Information | [Type= discrete] [Format=numeric] [Range= 1-9] [Missing=*] |
| Statistics [NW/ W] | [Valid=17977 /-] [Invalid=48 /-] |

| Value | Label | Cases | Percentage |
|---------|---------|-------|------------|
| 1 | Yes | 4603 | 25.6% |
| 2 | No | 13374 | 74.4% |
| 3 | NA | 0 | |
| 9 | Missing | 0 | |
| Sysmiss | | 48 | |

Warning: these figures indicate the number of cases found in the data file. They cannot be interpreted as summary statistics of the population of interest.

HTNCascade: Hypertension care cascade status

| | |
|---------------------------|--|
| Information | [Type= discrete] [Format=numeric] [Range= 0-3] [Missing=*] |
| Statistics [NW/ W] | [Valid=17977 /-] [Invalid=48 /-] |

| Value | Label | Cases | Percentage |
|---------|--------------------------------|-------|------------|
| 0 | No HTN or pre-HTN | 13374 | 74.4% |
| 1 | HTN not in care | 1479 | 8.2% |
| 2 | HTN in care but not controlled | 1201 | 6.7% |
| 3 | HTN controlled | 1923 | 10.7% |
| Sysmiss | | 48 | |

Warning: these figures indicate the number of cases found in the data file. They cannot be interpreted as summary statistics of the population of interest.

BSugarMeasuredEver: Have you ever had your blood sugar measured by a doctor or other health worker?

| | |
|---------------------------|--|
| Information | [Type= discrete] [Format=numeric] [Range= 1-9] [Missing=*] |
| Statistics [NW/ W] | [Valid=18024 /-] [Invalid=1 /-] |

| Value | Label | Cases | Percentage |
|---------|---------|-------|------------|
| 1 | Yes | 4474 | 24.8% |
| 2 | No | 13550 | 75.2% |
| 3 | NA | 0 | |
| 9 | Missing | 0 | |
| Sysmiss | | 1 | |

Warning: these figures indicate the number of cases found in the data file. They cannot be interpreted as summary statistics of the population of interest.

HighBSugarInformedEver: Have you ever been told by a doctor or other health worker that you have raised b

| | |
|---------------------------|--|
| Information | [Type= discrete] [Format=numeric] [Range= 1-9] [Missing=*] |
| Statistics [NW/ W] | [Valid=10115 /-] [Invalid=7910 /-] |

File : AHRI.Vukuzazi.NCDHistory.2021.V2.01

HighBSugarInformedEver: Have you ever been told by a doctor or other health worker that you have raised b

| Value | Label | Cases | Percentage |
|-----------|---------|-------|------------|
| 1 | Yes | 813 | 8.0% |
| 2 | No | 9302 | 92.0% |
| 3 | NA | 0 | |
| 9 | Missing | 0 | |
| Systemiss | | 7910 | |

Warning: these figures indicate the number of cases found in the data file. They cannot be interpreted as summary statistics of the population of interest.

HighBSugarInformed12mo: Have you been told in the past 12 months?

| | |
|---------------------------|--|
| Information | [Type= discrete] [Format=numeric] [Range= 1-9] [Missing=*] |
| Statistics [NW/ W] | [Valid=8134 /-] [Invalid=9891 /-] |

| Value | Label | Cases | Percentage |
|-----------|---------|-------|------------|
| 1 | Yes | 693 | 8.5% |
| 2 | No | 7441 | 91.5% |
| 3 | NA | 0 | |
| 9 | Missing | 0 | |
| Systemiss | | 9891 | |

Warning: these figures indicate the number of cases found in the data file. They cannot be interpreted as summary statistics of the population of interest.

HighBSugarConsult6mo: In the past 6 months, have you seen a doctor or other health care worker about yo

| | |
|---------------------------|--|
| Information | [Type= discrete] [Format=numeric] [Range= 1-9] [Missing=*] |
| Statistics [NW/ W] | [Valid=8131 /-] [Invalid=9894 /-] |

| Value | Label | Cases | Percentage |
|-----------|---------|-------|------------|
| 1 | Yes | 693 | 8.5% |
| 2 | No | 7438 | 91.5% |
| 3 | NA | 0 | |
| 9 | Missing | 0 | |
| Systemiss | | 9894 | |

Warning: these figures indicate the number of cases found in the data file. They cannot be interpreted as summary statistics of the population of interest.

HighBSugarTx2wks: In the past two weeks, have you taken any drugs (medication) for diabetes prescri

| | |
|---------------------------|--|
| Information | [Type= discrete] [Format=numeric] [Range= 1-9] [Missing=*] |
| Statistics [NW/ W] | [Valid=8130 /-] [Invalid=9895 /-] |

| Value | Label | Cases | Percentage |
|-----------|---------|-------|------------|
| 1 | Yes | 693 | 8.5% |
| 2 | No | 7437 | 91.5% |
| 3 | NA | 0 | |
| 9 | Missing | 0 | |
| Systemiss | | 9895 | |

Warning: these figures indicate the number of cases found in the data file. They cannot be interpreted as summary statistics of the population of interest.

InsulinTxCurr: Are you currently taking insulin for diabetes prescribed by a doctor or other hea

| | |
|---------------------------|--|
| Information | [Type= discrete] [Format=numeric] [Range= 1-9] [Missing=*] |
| Statistics [NW/ W] | [Valid=8130 /-] [Invalid=9895 /-] |

File : AHRI.Vukuzazi.NCDHistory.2021.V2.01

InsulinTxCurr: Are you currently taking insulin for diabetes prescribed by a doctor or other hea

| Value | Label | Cases | Percentage |
|---------|---------|-------|------------|
| 1 | Yes | 183 | 2.3% |
| 2 | No | 7947 | 97.7% |
| 3 | NA | 0 | |
| 9 | Missing | 0 | |
| Sysmiss | | 9895 | |

Warning: these figures indicate the number of cases found in the data file. They cannot be interpreted as summary statistics of the population of interest.

HighBSugarConsultHealer: Have you ever seen a traditional healer for diabetes or raised blood sugar?

| Information | [Type= discrete] [Format=numeric] [Range= 1-9] [Missing=*] | | |
|---------------------------|--|-------|------------|
| Statistics [NW/ W] | [Valid=16955 /-] [Invalid=1070 /-] | | |
| Value | Label | Cases | Percentage |
| 1 | Yes | 41 | 0.2% |
| 2 | No | 16914 | 99.8% |
| 3 | NA | 0 | |
| 9 | Missing | 0 | |
| Sysmiss | | 1070 | |

Warning: these figures indicate the number of cases found in the data file. They cannot be interpreted as summary statistics of the population of interest.

HighBSugarHerbalCurr: Are you currently taking any herbal or traditional remedy for your diabetes?

| Information | [Type= discrete] [Format=numeric] [Range= 1-9] [Missing=*] | | |
|---------------------------|--|-------|------------|
| Statistics [NW/ W] | [Valid=7742 /-] [Invalid=10283 /-] | | |
| Value | Label | Cases | Percentage |
| 1 | Yes | 27 | 0.3% |
| 2 | No | 7715 | 99.7% |
| 3 | NA | 0 | |
| 9 | Missing | 0 | |
| Sysmiss | | 10283 | |

Warning: these figures indicate the number of cases found in the data file. They cannot be interpreted as summary statistics of the population of interest.

HBA1cPercentCat: Haemoglobin level

| Information | [Type= discrete] [Format=numeric] [Range= 1-2] [Missing=*] | | |
|---------------------------|--|-------|------------|
| Statistics [NW/ W] | [Valid=17951 /-] [Invalid=74 /-] | | |
| Value | Label | Cases | Percentage |
| 1 | Raised | 1615 | 9.0% |
| 2 | Normal | 16336 | 91.0% |
| Sysmiss | | 74 | |

Warning: these figures indicate the number of cases found in the data file. They cannot be interpreted as summary statistics of the population of interest.

DMAware: Told had raised blood sugar by health care worker in last 12m

| Information | [Type= discrete] [Format=numeric] [Range= 1-9] [Missing=*] | | |
|---------------------------|--|-------|------------|
| Statistics [NW/ W] | [Valid=18024 /-] [Invalid=1 /-] | | |
| Value | Label | Cases | Percentage |
| 1 | Yes | 822 | 4.6% |
| 2 | No | 17202 | 95.4% |

File : AHRI.Vukuzazi.NCDHistory.2021.V2.01

DMAware: Told had raised blood sugar by health care worker in last 12m

| Value | Label | Cases | Percentage |
|---------|---------|-------|------------|
| 3 | NA | 0 | |
| 9 | Missing | 0 | |
| Sysmiss | | 1 | |

Warning: these figures indicate the number of cases found in the data file. They cannot be interpreted as summary statistics of the population of interest.

DMdiag: Diabetes diagnosis (primary definition)

| | |
|---------------------------|--|
| Information | [Type= discrete] [Format=numeric] [Range= 1-9] [Missing=*] |
| Statistics [NW/ W] | [Valid=17953 /-] [Invalid=72 /-] |

| Value | Label | Cases | Percentage |
|---------|---------|-------|------------|
| 1 | Yes | 1737 | 9.7% |
| 2 | No | 16216 | 90.3% |
| 3 | NA | 0 | |
| 9 | Missing | 0 | |
| Sysmiss | | 72 | |

Warning: these figures indicate the number of cases found in the data file. They cannot be interpreted as summary statistics of the population of interest.

DMControl: Diabetes controlled with medication

| | |
|---------------------------|--|
| Information | [Type= discrete] [Format=numeric] [Range= 1-9] [Missing=*] |
| Statistics [NW/ W] | [Valid=1737 /-] [Invalid=16288 /-] |

| Value | Label | Cases | Percentage |
|---------|---------|-------|------------|
| 1 | Yes | 120 | 6.9% |
| 2 | No | 1617 | 93.1% |
| 3 | NA | 0 | |
| 9 | Missing | 0 | |
| Sysmiss | | 16288 | |

Warning: these figures indicate the number of cases found in the data file. They cannot be interpreted as summary statistics of the population of interest.

DMInCare: Seen health care worker in last 6m for raised blood suga

| | |
|---------------------------|--|
| Information | [Type= discrete] [Format=numeric] [Range= 1-9] [Missing=*] |
| Statistics [NW/ W] | [Valid=18024 /-] [Invalid=1 /-] |

| Value | Label | Cases | Percentage |
|---------|---------|-------|------------|
| 1 | Yes | 708 | 3.9% |
| 2 | No | 17316 | 96.1% |
| 3 | NA | 0 | |
| 9 | Missing | 0 | |
| Sysmiss | | 1 | |

Warning: these figures indicate the number of cases found in the data file. They cannot be interpreted as summary statistics of the population of interest.

DMRx2wk: Taken medication (non-insulin) for raised blood sugar in past 2 wks

| | |
|---------------------------|--|
| Information | [Type= discrete] [Format=numeric] [Range= 1-9] [Missing=*] |
| Statistics [NW/ W] | [Valid=18024 /-] [Invalid=1 /-] |

| Value | Label | Cases | Percentage |
|-------|-------|-------|------------|
| 1 | Yes | 693 | 3.8% |
| 2 | No | 17331 | 96.2% |
| 3 | NA | 0 | |

File : AHRI.Vukuzazi.NCDHistory.2021.V2.01

DMRx2wk: Taken medication (non-insulin) for raised blood sugar in past 2 wks

| Value | Label | Cases | Percentage |
|---------|---------|-------|------------|
| 9 | Missing | 0 | |
| Sysmiss | | 1 | |

Warning: these figures indicate the number of cases found in the data file. They cannot be interpreted as summary statistics of the population of interest.

DMInsulin: Currently taking insulin for diabetes

| | |
|---------------------------|--|
| Information | [Type= discrete] [Format=numeric] [Range= 1-9] [Missing=*] |
| Statistics [NW/ W] | [Valid=18024 /-] [Invalid=1 /-] |

| Value | Label | Cases | Percentage |
|---------|---------|-------|------------|
| 1 | Yes | 183 | 1.0% |
| 2 | No | 17841 | 99.0% |
| 3 | NA | 0 | |
| 9 | Missing | 0 | |
| Sysmiss | | 1 | |

Warning: these figures indicate the number of cases found in the data file. They cannot be interpreted as summary statistics of the population of interest.

CholestMeasuredEver: Have you ever had your cholesterol (fat levels in your blood) measured by a docto

| | |
|---------------------------|--|
| Information | [Type= discrete] [Format=numeric] [Range= 1-9] [Missing=*] |
| Statistics [NW/ W] | [Valid=18024 /-] [Invalid=1 /-] |

| Value | Label | Cases | Percentage |
|---------|---------|-------|------------|
| 1 | Yes | 222 | 1.2% |
| 2 | No | 17802 | 98.8% |
| 3 | NA | 0 | |
| 9 | Missing | 0 | |
| Sysmiss | | 1 | |

Warning: these figures indicate the number of cases found in the data file. They cannot be interpreted as summary statistics of the population of interest.

HighCholestInformedEver: Have you ever been told by a doctor or other health worker that you have raised c

| | |
|---------------------------|--|
| Information | [Type= discrete] [Format=numeric] [Range= 1-9] [Missing=*] |
| Statistics [NW/ W] | [Valid=7768 /-] [Invalid=10257 /-] |

| Value | Label | Cases | Percentage |
|---------|---------|-------|------------|
| 1 | Yes | 46 | 0.6% |
| 2 | No | 7722 | 99.4% |
| 3 | NA | 0 | |
| 9 | Missing | 0 | |
| Sysmiss | | 10257 | |

Warning: these figures indicate the number of cases found in the data file. They cannot be interpreted as summary statistics of the population of interest.

HighCholestInformed12mo: Have you been told in the past 12 months?

| | |
|---------------------------|--|
| Information | [Type= discrete] [Format=numeric] [Range= 1-9] [Missing=*] |
| Statistics [NW/ W] | [Valid=7679 /-] [Invalid=10346 /-] |

| Value | Label | Cases | Percentage |
|-------|---------|-------|------------|
| 1 | Yes | 42 | 0.5% |
| 2 | No | 7637 | 99.5% |
| 3 | NA | 0 | |
| 9 | Missing | 0 | |

File : AHRI.Vukuzazi.NCDHistory.2021.V2.01

HighCholestInformed12mo: Have you been told in the past 12 months?

| Value | Label | Cases | Percentage |
|---------|-------|-------|------------|
| Sysmiss | | 10346 | |

Warning: these figures indicate the number of cases found in the data file. They cannot be interpreted as summary statistics of the population of interest.

HighCholestTx2wks: In the past two weeks, have you taken any oral treatment (medication) for raised

| | |
|---------------------------|--|
| Information | [Type= discrete] [Format=numeric] [Range= 1-9] [Missing=*] |
| Statistics [NW/ W] | [Valid=7679 /-] [Invalid=10346 /-] |

| Value | Label | Cases | Percentage |
|---------|---------|-------|------------|
| 1 | Yes | 34 | 0.4% |
| 2 | No | 7645 | 99.6% |
| 3 | NA | 0 | |
| 9 | Missing | 0 | |
| Sysmiss | | 10346 | |

Warning: these figures indicate the number of cases found in the data file. They cannot be interpreted as summary statistics of the population of interest.

DMCascade: Diabetes care cascade status

| | |
|---------------------------|--|
| Information | [Type= discrete] [Format=numeric] [Range= 0-3] [Missing=*] |
| Statistics [NW/ W] | [Valid=17953 /-] [Invalid=72 /-] |

| Value | Label | Cases | Percentage |
|---------|-------------------------------|-------|------------|
| 0 | No DM or pre-DM only | 16216 | 90.3% |
| 1 | DM not in care | 1470 | 8.2% |
| 2 | DM in care but not controlled | 147 | 0.8% |
| 3 | DM controlled | 120 | 0.7% |
| Sysmiss | | 72 | |

Warning: these figures indicate the number of cases found in the data file. They cannot be interpreted as summary statistics of the population of interest.

HighCholestConsultHealer: Have you ever seen a traditional healer for raised cholesterol?

| | |
|---------------------------|--|
| Information | [Type= discrete] [Format=numeric] [Range= 1-9] [Missing=*] |
| Statistics [NW/ W] | [Valid=16897 /-] [Invalid=1128 /-] |

| Value | Label | Cases | Percentage |
|---------|---------|-------|------------|
| 1 | Yes | 24 | 0.1% |
| 2 | No | 16873 | 99.9% |
| 3 | NA | 0 | |
| 9 | Missing | 0 | |
| Sysmiss | | 1128 | |

Warning: these figures indicate the number of cases found in the data file. They cannot be interpreted as summary statistics of the population of interest.

HighCholestHerbalCurr: Are you currently taking any herbal or traditional remedy for your raised cholest

| | |
|---------------------------|--|
| Information | [Type= discrete] [Format=numeric] [Range= 1-9] [Missing=*] |
| Statistics [NW/ W] | [Valid=7675 /-] [Invalid=10350 /-] |

| Value | Label | Cases | Percentage |
|---------|---------|-------|------------|
| 1 | Yes | 14 | 0.2% |
| 2 | No | 7661 | 99.8% |
| 3 | NA | 0 | |
| 9 | Missing | 0 | |
| Sysmiss | | 10350 | |

File : AHRI.Vukuzazi.NCDHistory.2021.V2.01

HighCholestHerbalCurr: Are you currently taking any herbal or traditional remedy for your raised cholest

Warning: these figures indicate the number of cases found in the data file. They cannot be interpreted as summary statistics of the population of interest.

HeartAttackEver: Have you ever had a heart attack or chest pain from heart disease (angina)?

Information [Type= discrete] [Format=numeric] [Range= 1-9] [Missing=*]

Statistics [NW/ W] [Valid=18024 /-] [Invalid=1 /-]

| Value | Label | Cases | Percentage |
|---------|---------|-------|------------|
| 1 | Yes | 195 | 1.1% |
| 2 | No | 17829 | 98.9% |
| 3 | NA | 0 | |
| 9 | Missing | 0 | |
| Sysmiss | | 1 | |

Warning: these figures indicate the number of cases found in the data file. They cannot be interpreted as summary statistics of the population of interest.

| # HeartAttackAspirinTxCurr: Are you currently taking aspirin regularly to prevent or treat heart disease? | | | |
|--|--|--------------|-------------------|
| Information | [Type= discrete] [Format=numeric] [Range= 1-9] [Missing=*] | | |
| Statistics [NW/ W] | [Valid=18024 /-] [Invalid=1 /-] | | |
| Value | Label | Cases | Percentage |
| 1 | Yes | 193 | 1.1% |
| 2 | No | 17831 | 98.9% |
| 3 | NA | 0 | |
| 9 | Missing | 0 | |
| Sysmiss | | 1 | |
| <i>Warning: these figures indicate the number of cases found in the data file. They cannot be interpreted as summary statistics of the population of interest.</i> | | | |
| # HeartAttackStatinsTxCurr: Are you currently taking statins (Lovastatin/Simvastatin/Atorvastatin or any othe | | | |
| Information | [Type= discrete] [Format=numeric] [Range= 1-9] [Missing=*] | | |
| Statistics [NW/ W] | [Valid=18024 /-] [Invalid=1 /-] | | |
| Value | Label | Cases | Percentage |
| 1 | Yes | 115 | 0.6% |
| 2 | No | 17909 | 99.4% |
| 3 | NA | 0 | |
| 9 | Missing | 0 | |
| Sysmiss | | 1 | |
| <i>Warning: these figures indicate the number of cases found in the data file. They cannot be interpreted as summary statistics of the population of interest.</i> | | | |
| # ParentHistHeartAttack: Did your mother or father have a heart attack before the age of 60? | | | |
| Information | [Type= discrete] [Format=numeric] [Range= 1-9] [Missing=*] | | |
| Statistics [NW/ W] | [Valid=18024 /-] [Invalid=1 /-] | | |
| Value | Label | Cases | Percentage |
| 1 | Yes | 168 | 0.9% |
| 2 | No | 15843 | 87.9% |
| 3 | NA | 2013 | 11.2% |
| 9 | Missing | 0 | |
| Sysmiss | | 1 | |
| <i>Warning: these figures indicate the number of cases found in the data file. They cannot be interpreted as summary statistics of the population of interest.</i> | | | |
| # HadStrokeEver: Have you ever had a stroke (cerebrovascular accident or incident)? | | | |
| Information | [Type= discrete] [Format=numeric] [Range= 1-9] [Missing=*] | | |
| Statistics [NW/ W] | [Valid=18024 /-] [Invalid=1 /-] | | |
| Value | Label | Cases | Percentage |
| 1 | Yes | 392 | 2.2% |
| 2 | No | 17632 | 97.8% |
| 3 | NA | 0 | |
| 9 | Missing | 0 | |
| Sysmiss | | 1 | |
| <i>Warning: these figures indicate the number of cases found in the data file. They cannot be interpreted as summary statistics of the population of interest.</i> | | | |
| # StrokeAspirinTxCurr: Are you currently taking aspirin regularly to prevent a stroke? | | | |
| Information | [Type= discrete] [Format=numeric] [Range= 1-9] [Missing=*] | | |
| Statistics [NW/ W] | [Valid=18024 /-] [Invalid=1 /-] | | |

| # StrokeAspirinTxCurr: Are you currently taking aspirin regularly to prevent a stroke? | | | |
|--|--|-------|------------|
| Value | Label | Cases | Percentage |
| 1 | Yes | 226 | 1.3% |
| 2 | No | 17798 | 98.7% |
| 3 | NA | 0 | |
| 9 | Missing | 0 | |
| Sysmiss | | 1 | |
| <i>Warning: these figures indicate the number of cases found in the data file. They cannot be interpreted as summary statistics of the population of interest.</i> | | | |
| # StatinsStrokeTxCurr: Are you currently taking statins (Lovastatin/Simvastatin/Atorvastatin or any othe | | | |
| Information | [Type= discrete] [Format=numeric] [Range= 1-9] [Missing=*] | | |
| Statistics [NW/ W] | [Valid=18024 /-] [Invalid=1 /-] | | |
| Value | Label | Cases | Percentage |
| 1 | Yes | 80 | 0.4% |
| 2 | No | 17944 | 99.6% |
| 3 | NA | 0 | |
| 9 | Missing | 0 | |
| Sysmiss | | 1 | |
| <i>Warning: these figures indicate the number of cases found in the data file. They cannot be interpreted as summary statistics of the population of interest.</i> | | | |
| # ParentHistStroke: Did your mother or father have a stroke before the age of 60? | | | |
| Information | [Type= discrete] [Format=numeric] [Range= 1-9] [Missing=*] | | |
| Statistics [NW/ W] | [Valid=18024 /-] [Invalid=1 /-] | | |
| Value | Label | Cases | Percentage |
| 1 | Yes | 446 | 2.5% |
| 2 | No | 15524 | 86.1% |
| 3 | NA | 2054 | 11.4% |
| 9 | Missing | 0 | |
| Sysmiss | | 1 | |
| <i>Warning: these figures indicate the number of cases found in the data file. They cannot be interpreted as summary statistics of the population of interest.</i> | | | |
| # CancerTxEver: Have you been treated for cancer before? | | | |
| Information | [Type= discrete] [Format=numeric] [Range= 1-9] [Missing=*] | | |
| Statistics [NW/ W] | [Valid=18024 /-] [Invalid=1 /-] | | |
| Value | Label | Cases | Percentage |
| 1 | Yes | 55 | 0.3% |
| 2 | No | 17969 | 99.7% |
| 3 | NA | 0 | |
| 9 | Missing | 0 | |
| Sysmiss | | 1 | |
| <i>Warning: these figures indicate the number of cases found in the data file. They cannot be interpreted as summary statistics of the population of interest.</i> | | | |
| # CancerType: Which cancer? | | | |
| Information | [Type= discrete] [Format=character] [Missing=*] | | |
| Statistics [NW/ W] | [Valid=56 /-] [Invalid=0 /-] | | |
| # BPreferallFU: Blood Pressure referral follow up | | | |
| Information | [Type= discrete] [Format=numeric] [Range= 1-9] [Missing=*] | | |
| Statistics [NW/ W] | [Valid=1008 /-] [Invalid=17017 /-] | | |

BPreferallFU: Blood Pressure referral follow up

| Value | Label | Cases | Percentage |
|---------|---------|-------|------------|
| 1 | Yes | 378 | 37.5% |
| 2 | No | 624 | 61.9% |
| 3 | NA | 6 | 0.6% |
| 9 | Missing | 0 | |
| Sysmiss | | 17017 | |

Warning: these figures indicate the number of cases found in the data file. They cannot be interpreted as summary statistics of the population of interest.

DiabetesReferallFU: Diabetes referral follo

| | |
|---------------------------|--|
| Information | [Type= discrete] [Format=numeric] [Range= 1-9] [Missing=*] |
| Statistics [NW/ W] | [Valid=1169 /-] [Invalid=16856 /-] |

| Value | Label | Cases | Percentage |
|---------|---------|-------|------------|
| 1 | Yes | 837 | 71.6% |
| 2 | No | 323 | 27.6% |
| 3 | NA | 9 | 0.8% |
| 9 | Missing | 0 | |
| Sysmiss | | 16856 | |

Warning: these figures indicate the number of cases found in the data file. They cannot be interpreted as summary statistics of the population of interest.

FUGlucoseResult: Follow up Glucose Result

| | |
|---------------------------|--|
| Information | [Type= continuous] [Format=numeric] [Range= 2-31] [Missing=*] |
| Statistics [NW/ W] | [Valid=1163 /-] [Invalid=16862 /-] [Mean=9.782 /-] [StdDev=5.775 /-] |

FUDIabetesDiagnosis: Follow up Diabetes Diagnosis

| | |
|---------------------------|--|
| Information | [Type= discrete] [Format=numeric] [Range= 1-4] [Missing=*] |
| Statistics [NW/ W] | [Valid=1165 /-] [Invalid=16860 /-] |

| Value | Label | Cases | Percentage |
|---------|-------------------------|-------|------------|
| 1 | Diabetes | 417 | 35.8% |
| 2 | At risk of diabetes | 656 | 56.3% |
| 3 | Not Diabetestes | 91 | 7.8% |
| 4 | More information needed | 1 | 0.1% |
| Sysmiss | | 16860 | |

Warning: these figures indicate the number of cases found in the data file. They cannot be interpreted as summary statistics of the population of interest.

FUDIabetesClinicDate: Follow up Diabetes Clinic Date

| | |
|---------------------------|---|
| Information | [Type= discrete] [Format=numeric] [Missing=*] |
| Statistics [NW/ W] | [Valid=0 /-] [Invalid=18025 /-] |

| Value | Label | Cases | Percentage |
|---------|-------|-------|------------|
| Sysmiss | | 18025 | |

Warning: these figures indicate the number of cases found in the data file. They cannot be interpreted as summary statistics of the population of interest.

FUDIastolicBp: Follow up Diastolic BP

| | |
|---------------------------|---|
| Information | [Type= continuous] [Format=numeric] [Range= 0-135] [Missing=*] |
| Statistics [NW/ W] | [Valid=887 /-] [Invalid=17138 /-] [Mean=84.497 /-] [StdDev=12.611 /-] |

FUBpDiagnosis: UFollow up BP Diagnosis

| | |
|---------------------------|--|
| Information | [Type= discrete] [Format=numeric] [Range= 1-5] [Missing=*] |
| Statistics [NW/ W] | [Valid=886 /-] [Invalid=17139 /-] |

| # FUBpDiagnosis: UFollow up BP Diagnosis | | | |
|--|---|--------------|-------------------|
| Value | Label | Cases | Percentage |
| 1 | Normal blood pressure | 460 | 51.9% |
| 2 | Mildly raised blood pressure | 228 | 25.7% |
| 3 | Moderately raised blood pressure | 129 | 14.6% |
| 4 | High blood pressure | 56 | 6.3% |
| 5 | Severely raised blood pressure | 13 | 1.5% |
| Sysmiss | | 17139 | |
| <i>Warning: these figures indicate the number of cases found in the data file. They cannot be interpreted as summary statistics of the population of interest.</i> | | | |
| # HBA1c: HBA1c | | | |
| Information | [Type= continuous] [Format=numeric] [Range= 17-183] [Missing=*/1001] | | |
| Statistics [NW/ W] | [Valid=17951 /-] [Invalid=74 /-] [Mean=40.404 /-] [StdDev=12.525 /-] | | |
| Value | Label | Cases | Percentage |
| 1001 | .. | | |
| <i>Warning: these figures indicate the number of cases found in the data file. They cannot be interpreted as summary statistics of the population of interest.</i> | | | |
| # HBA1cPercent: Hemoglobin percent | | | |
| Information | [Type= continuous] [Format=numeric] [Range= 3.7-18.9] [Missing=*/101] | | |
| Statistics [NW/ W] | [Valid=17951 /-] [Invalid=74 /-] [Mean=5.848 /-] [StdDev=1.147 /-] | | |
| Value | Label | Cases | Percentage |
| 101 | .. | | |
| <i>Warning: these figures indicate the number of cases found in the data file. They cannot be interpreted as summary statistics of the population of interest.</i> | | | |

File : AHRI.Vukuzazi.QualityOfLife.2021.V2.01

IndividualId: Vukuzazi unique Internal Id of Individual

Information [Type= continuous] [Format=numeric] [Range= 1789-38856] [Missing=*]

Statistics [NW/ W] [Valid=15372 /-] [Invalid=0 /-] [Mean=20841.445 /-] [StdDev=9818.02 /-]

VisitDate: Vukuzazi camp visit date

Information [Type= discrete] [Format=character] [Missing=*]

Statistics [NW/ W] [Valid=15372 /-]

Mobility: Mobility

Information [Type= discrete] [Format=numeric] [Range= 1-3] [Missing=*]

Statistics [NW/ W] [Valid=15372 /-] [Invalid=0 /-]

| Value | Label | Cases | Percentage |
|-------|-----------------------------|-------|------------|
| 1 | No problems walking about | 13387 | 87.1% |
| 2 | Some problems walking about | 1973 | 12.8% |
| 3 | You are confined to bed | 12 | 0.1% |

Warning: these figures indicate the number of cases found in the data file. They cannot be interpreted as summary statistics of the population of interest.

SelfCare: Self care

Information [Type= discrete] [Format=numeric] [Range= 1-3] [Missing=*]

Statistics [NW/ W] [Valid=15372 /-] [Invalid=0 /-]

| Value | Label | Cases | Percentage |
|-------|--|-------|------------|
| 1 | No problems with self-care | 13589 | 88.4% |
| 2 | Some problems washing or dressing yourself | 1743 | 11.3% |
| 3 | You are unable to wash or dress yourself | 40 | 0.3% |

Warning: these figures indicate the number of cases found in the data file. They cannot be interpreted as summary statistics of the population of interest.

UsualActivity: Usual activity

Information [Type= discrete] [Format=numeric] [Range= 1-3] [Missing=*]

Statistics [NW/ W] [Valid=15372 /-] [Invalid=0 /-]

| Value | Label | Cases | Percentage |
|-------|---|-------|------------|
| 1 | No problems with performing your usual activities | 12854 | 83.6% |
| 2 | Some problems with performing your usual activities | 2438 | 15.9% |
| 3 | You are unable to perform your usual activities | 80 | 0.5% |

Warning: these figures indicate the number of cases found in the data file. They cannot be interpreted as summary statistics of the population of interest.

PainDiscomfort: Pain or discomfort

Information [Type= discrete] [Format=numeric] [Range= 1-3] [Missing=*]

Statistics [NW/ W] [Valid=15372 /-] [Invalid=0 /-]

| Value | Label | Cases | Percentage |
|-------|-----------------------------|-------|------------|
| 1 | No pain or discomfort | 12180 | 79.2% |
| 2 | Moderate pain or discomfort | 2978 | 19.4% |
| 3 | Extreme pain or discomfort | 214 | 1.4% |

Warning: these figures indicate the number of cases found in the data file. They cannot be interpreted as summary statistics of the population of interest.

AnxietyDepression: Anxiety or depression

Information [Type= discrete] [Format=numeric] [Range= 1-3] [Missing=*]

Statistics [NW/ W] [Valid=15372 /-] [Invalid=0 /-]

File : AHRI.Vukuzazi.QualityOfLife.2021.V2.01

AnxietyDepression: Anxiety or depression

| Value | Label | Cases | Percentage |
|-------|--------------------------------------|-------|------------|
| 1 | I am not anxious or depressed | 13375 | 87.0% |
| 2 | I am moderately anxious or depressed | 1921 | 12.5% |
| 3 | I am extremely anxious or depressed | 76 | 0.5% |

Warning: these figures indicate the number of cases found in the data file. They cannot be interpreted as summary statistics of the population of interest.

GoodBadHealth: Good or bad health

| | |
|---------------------------|---|
| Information | [Type= continuous] [Format=numeric] [Range= 1-100] [Missing=*/1001] |
| Statistics [NW/ W] | [Valid=15367 /-] [Invalid=5 /-] [Mean=87.725 /-] [StdDev=15.497 /-] |

| Value | Label | Cases | Percentage |
|-------|-------|-------|------------|
| 1001 | .. | | |

Warning: these figures indicate the number of cases found in the data file. They cannot be interpreted as summary statistics of the population of interest.

File : AHRI.Vukuzazi.TB.2021.V2.01

IndividualId: Vukuzazi unique Internal Id of Individual

Information [Type= continuous] [Format=numeric] [Range= 5-38856] [Missing=*]

Statistics [NW/ W] [Valid=18033 /-] [Invalid=0 /-] [Mean=18144.565 /-] [StdDev=11160.495 /-]

VisitDate: Vukuzazi camp visit date

Information [Type= discrete] [Format=character] [Missing=*]

Statistics [NW/ W] [Valid=18033 /-]

TBTxCurrent: Are you currently on TB treatment?

Information [Type= discrete] [Format=numeric] [Range= 1-3] [Missing=*]

Statistics [NW/ W] [Valid=18021 /-] [Invalid=12 /-]

| Value | Label | Cases | Percentage |
|---------|-------|-------|------------|
| 1 | Yes | 71 | 0.4% |
| 2 | No | 17950 | 99.6% |
| 3 | NA | 0 | |
| Sysmiss | | 12 | |

Warning: these figures indicate the number of cases found in the data file. They cannot be interpreted as summary statistics of the population of interest.

ReceivedTBInjections: If yes, have you received injections as part of this TB treatment?

Information [Type= discrete] [Format=numeric] [Range= 1-3] [Missing=*]

Statistics [NW/ W] [Valid=71 /-] [Invalid=17962 /-]

| Value | Label | Cases | Percentage |
|---------|-------|-------|------------|
| 1 | Yes | 7 | 9.9% |
| 2 | No | 61 | 85.9% |
| 3 | NA | 3 | 4.2% |
| Sysmiss | | 17962 | |

Warning: these figures indicate the number of cases found in the data file. They cannot be interpreted as summary statistics of the population of interest.

TBTxEver: Have you been on TB treatment before?

Information [Type= discrete] [Format=numeric] [Range= 1-3] [Missing=*]

Statistics [NW/ W] [Valid=18021 /-] [Invalid=12 /-]

| Value | Label | Cases | Percentage |
|---------|-------|-------|------------|
| 1 | Yes | 2002 | 11.1% |
| 2 | No | 15125 | 83.9% |
| 3 | NA | 894 | 5.0% |
| Sysmiss | | 12 | |

Warning: these figures indicate the number of cases found in the data file. They cannot be interpreted as summary statistics of the population of interest.

NumberTBTxEver: If yes, how many times have you been on TB treatment?

Information [Type= continuous] [Format=numeric] [Range= 1-49] [Missing=*]

Statistics [NW/ W] [Valid=1995 /-] [Invalid=16038 /-] [Mean=1.374 /-] [StdDev=1.952 /-]

AgeTBTxEver: Age at TB treatment

Information [Type= continuous] [Format=numeric] [Range= 0-91] [Missing=*]

Statistics [NW/ W] [Valid=872 /-] [Invalid=17161 /-] [Mean=31.047 /-] [StdDev=13.242 /-]

LastTBDateCompletionType: Do you remember the exact date, or year when you completed your last TB treatment

Information [Type= discrete] [Format=numeric] [Range= 1-3] [Missing=*]

File : AHRI.Vukuzazi.TB.2021.V2.01

LastTBDateCompletionType: Do you remember the exact date, or year when you completed your last TB treatment

Statistics [NW/ W] [Valid=1940 /-] [Invalid=16093 /-]

| Value | Label | Cases | Percentage |
|---------|-------|-------|------------|
| 1 | Yes | 50 | 2.6% |
| 2 | No | 995 | 51.3% |
| 3 | NA | 895 | 46.1% |
| Sysmiss | | 16093 | |

Warning: these figures indicate the number of cases found in the data file. They cannot be interpreted as summary statistics of the population of interest.

LastTBDateCompletionYear: Please select the year of completion of last TB treatment

Information [Type= continuous] [Format=numeric] [Range= 1914-2019] [Missing=*]

Statistics [NW/ W] [Valid=995 /-] [Invalid=17038 /-] [Mean=2008.248 /-] [StdDev=8.956 /-]

RememberAgeTBTxEver: Do you remember how old you were when you had your FIRST diagnosis of TB?

Information [Type= discrete] [Format=numeric] [Range= 1-3] [Missing=*]

Statistics [NW/ W] [Valid=0 /-] [Invalid=18033 /-]

| Value | Label | Cases | Percentage |
|---------|-------|-------|------------|
| 1 | Yes | 0 | |
| 2 | No | 0 | |
| 3 | NA | 0 | |
| Sysmiss | | 18033 | |

Warning: these figures indicate the number of cases found in the data file. They cannot be interpreted as summary statistics of the population of interest.

TBInjectionsStartDate: When did you start your current treatment for TB?

Information [Type= discrete] [Format=character] [Missing=*]

Statistics [NW/ W] [Valid=0 /-]

TBDurationSymptoms: Duration of the symptom (weeks)

Information [Type= continuous] [Format=numeric] [Range= 1-60] [Missing=*]

Statistics [NW/ W] [Valid=348 /-] [Invalid=17685 /-] [Mean=5.681 /-] [StdDev=9.565 /-]

WeeksAgoTBTxEver: Ever been on TB treatment weeks ago

Information [Type= continuous] [Format=numeric] [Range= 0-19000] [Missing=*]

Statistics [NW/ W] [Valid=110 /-] [Invalid=17923 /-] [Mean=208.655 /-] [StdDev=1825.997 /-]

YearsAgoTBTxEver: Ever been on TB treatment yearsago

Information [Type= continuous] [Format=numeric] [Range= 0-120] [Missing=*]

Statistics [NW/ W] [Valid=515 /-] [Invalid=17518 /-] [Mean=29.206 /-] [StdDev=39.08 /-]

LastTBDateCompletion: Date of completion of last TB treatment

Information [Type= discrete] [Format=character] [Missing=*]

Statistics [NW/ W] [Valid=0 /-]

HomesteadMemberTBEver: Has anyone in your homestead (or residential plot), during your lifetime

Information [Type= discrete] [Format=numeric] [Range= 1-3] [Missing=*]

Statistics [NW/ W] [Valid=18021 /-] [Invalid=12 /-]

| Value | Label | Cases | Percentage |
|-------|-------|-------|------------|
| 1 | Yes | 4234 | 23.5% |

File : AHRI.Vukuzazi.TB.2021.V2.01

HomesteadMemberTBEver: Has anyone in your homestead (or residential plot), during your lifetime

| Value | Label | Cases | Percentage |
|---------|-------|-------|------------|
| 2 | No | 12431 | 69.0% |
| 3 | NA | 1356 | 7.5% |
| Sysmiss | | 12 | |

Warning: these figures indicate the number of cases found in the data file. They cannot be interpreted as summary statistics of the population of interest.

HomesteadMemberTBCurr: Is anybody in your homestead (or residential plot) currently on TB treatment?

| | |
|---------------------------|--|
| Information | [Type= discrete] [Format=numeric] [Range= 1-3] [Missing=*] |
| Statistics [NW/ W] | [Valid=18021 /-] [Invalid=12 /-] |

| Value | Label | Cases | Percentage |
|---------|-------|-------|------------|
| 1 | Yes | 482 | 2.7% |
| 2 | No | 15907 | 88.3% |
| 3 | NA | 1632 | 9.1% |
| Sysmiss | | 12 | |

Warning: these figures indicate the number of cases found in the data file. They cannot be interpreted as summary statistics of the population of interest.

CoughCurr: Do you currently have a cough?

| | |
|---------------------------|--|
| Information | [Type= discrete] [Format=numeric] [Range= 1-3] [Missing=*] |
| Statistics [NW/ W] | [Valid=18021 /-] [Invalid=12 /-] |

| Value | Label | Cases | Percentage |
|---------|-------|-------|------------|
| 1 | Yes | 1020 | 5.7% |
| 2 | No | 17001 | 94.3% |
| 3 | NA | 0 | |
| Sysmiss | | 12 | |

Warning: these figures indicate the number of cases found in the data file. They cannot be interpreted as summary statistics of the population of interest.

CoughDuration: If yes, how long have you had the cough

| | |
|---------------------------|--|
| Information | [Type= continuous] [Format=numeric] [Range= 1-58] [Missing=*] |
| Statistics [NW/ W] | [Valid=1016 /-] [Invalid=17017 /-] [Mean=3.297 /-] [StdDev=6.733 /-] |

CoughSputum: If yes, do you cough up sputum?

| | |
|---------------------------|--|
| Information | [Type= discrete] [Format=numeric] [Range= 1-3] [Missing=*] |
| Statistics [NW/ W] | [Valid=1020 /-] [Invalid=17013 /-] |

| Value | Label | Cases | Percentage |
|---------|-------|-------|------------|
| 1 | Yes | 704 | 69.0% |
| 2 | No | 316 | 31.0% |
| 3 | NA | 0 | |
| Sysmiss | | 17013 | |

Warning: these figures indicate the number of cases found in the data file. They cannot be interpreted as summary statistics of the population of interest.

FeverCurr: Do you have a fever?

| | |
|---------------------------|--|
| Information | [Type= discrete] [Format=numeric] [Range= 1-3] [Missing=*] |
| Statistics [NW/ W] | [Valid=18021 /-] [Invalid=12 /-] |

| Value | Label | Cases | Percentage |
|-------|-------|-------|------------|
| 1 | Yes | 411 | 2.3% |
| 2 | No | 17610 | 97.7% |

File : AHRI.Vukuzazi.TB.2021.V2.01

FeverCurr: Do you have a fever?

| Value | Label | Cases | Percentage |
|---------|-------|-------|------------|
| 3 | NA | 0 | |
| Sysmiss | | 12 | |

Warning: these figures indicate the number of cases found in the data file. They cannot be interpreted as summary statistics of the population of interest.

FeverDuration: If yes, how long have you had a fever?

| | |
|---------------------------|---|
| Information | [Type= discrete] [Format=numeric] [Range= 1-58] [Missing=*/101] |
| Statistics [NW/ W] | [Valid=407 /-] [Invalid=17626 /-] |

| Value | Label | Cases | Percentage |
|---------|-------|-------|------------|
| 1 | Yes | 276 | 67.8% |
| 2 | No | 62 | 15.2% |
| 3 | NA | 14 | 3.4% |
| 4 | | 21 | 5.2% |
| 5 | | 3 | 0.7% |
| 6 | | 4 | 1.0% |
| 7 | | 1 | 0.2% |
| 8 | | 8 | 2.0% |
| 12 | | 7 | 1.7% |
| 15 | | 1 | 0.2% |
| 24 | | 1 | 0.2% |
| 30 | | 1 | 0.2% |
| 38 | | 2 | 0.5% |
| 50 | | 2 | 0.5% |
| 52 | | 1 | 0.2% |
| 54 | | 1 | 0.2% |
| 56 | | 1 | 0.2% |
| 58 | | 1 | 0.2% |
| 101 | .. | 0 | |
| Sysmiss | | 17626 | |

Warning: these figures indicate the number of cases found in the data file. They cannot be interpreted as summary statistics of the population of interest.

NightSweatsCurr: Do you have drenching night sweats? (Sweating at night that soaks your clothes or

| | |
|---------------------------|--|
| Information | [Type= discrete] [Format=numeric] [Range= 1-3] [Missing=*] |
| Statistics [NW/ W] | [Valid=18021 /-] [Invalid=12 /-] |

| Value | Label | Cases | Percentage |
|---------|-------|-------|------------|
| 1 | Yes | 410 | 2.3% |
| 2 | No | 17611 | 97.7% |
| 3 | NA | 0 | |
| Sysmiss | | 12 | |

Warning: these figures indicate the number of cases found in the data file. They cannot be interpreted as summary statistics of the population of interest.

NightSweatsDuration: How long have you had drenching night sweats?

| | |
|---------------------------|---|
| Information | [Type= discrete] [Format=numeric] [Range= 1-60] [Missing=*] |
| Statistics [NW/ W] | [Valid=410 /-] [Invalid=17623 /-] |

File : AHRI.Vukuzazi.TB.2021.V2.01

NightSweatsDuration: How long have you had drenching night sweats?

| Value | Label | Cases | Percentage |
|---------|-------|-------|------------|
| 1 | Yes | 102 | 24.9% |
| 2 | No | 79 | 19.3% |
| 3 | NA | 31 | 7.6% |
| 4 | | 70 | 17.1% |
| 5 | | 16 | 3.9% |
| 6 | | 17 | 4.1% |
| 8 | | 33 | 8.0% |
| 10 | | 1 | 0.2% |
| 12 | | 25 | 6.1% |
| 16 | | 1 | 0.2% |
| 18 | | 1 | 0.2% |
| 20 | | 4 | 1.0% |
| 24 | | 5 | 1.2% |
| 28 | | 1 | 0.2% |
| 30 | | 2 | 0.5% |
| 36 | | 3 | 0.7% |
| 40 | | 9 | 2.2% |
| 48 | | 5 | 1.2% |
| 50 | | 1 | 0.2% |
| 52 | | 1 | 0.2% |
| 56 | | 1 | 0.2% |
| 58 | | 1 | 0.2% |
| 60 | | 1 | 0.2% |
| Sysmiss | | 17623 | |

Warning: these figures indicate the number of cases found in the data file. They cannot be interpreted as summary statistics of the population of interest.

WeightLoss6mo: Have you lost weight in the last 6 months?

| | |
|---------------------------|--|
| Information | [Type= discrete] [Format=numeric] [Range= 1-3] [Missing=*] |
| Statistics [NW/ W] | [Valid=18021 /-] [Invalid=12 /-] |

| Value | Label | Cases | Percentage |
|---------|-------|-------|------------|
| 1 | Yes | 278 | 1.5% |
| 2 | No | 17743 | 98.5% |
| 3 | NA | 0 | |
| Sysmiss | | 12 | |

Warning: these figures indicate the number of cases found in the data file. They cannot be interpreted as summary statistics of the population of interest.

WeightLossNumber: How much weight have you lost in the last 6 months?

| | |
|---------------------------|---|
| Information | [Type= discrete] [Format=numeric] [Range= 0-72] [Missing=*] |
| Statistics [NW/ W] | [Valid=273 /-] [Invalid=17760 /-] |

| Value | Label | Cases | Percentage |
|-------|-------|-------|------------|
| 0 | | 5 | 1.8% |
| 1 | Yes | 10 | 3.7% |
| 2 | No | 42 | 15.4% |
| 3 | NA | 50 | 18.3% |

File : AHRI.Vukuzazi.TB.2021.V2.01

WeightLossNumber: How much weight have you lost in the last 6 months?

| Value | Label | Cases | Percentage |
|------------|-------|-------|------------|
| 4 | | 25 | 9.2% |
| 5 | | 67 | 24.5% |
| 6 | | 13 | 4.8% |
| 7 | | 5 | 1.8% |
| 8 | | 9 | 3.3% |
| 9 | | 6 | 2.2% |
| 10 | | 17 | 6.2% |
| 12 | | 4 | 1.5% |
| 15 | | 7 | 2.6% |
| 17 | | 2 | 0.7% |
| 18 | | 1 | 0.4% |
| 20 | | 5 | 1.8% |
| 24 | | 1 | 0.4% |
| 26 | | 1 | 0.4% |
| 29 | | 1 | 0.4% |
| 48 | | 1 | 0.4% |
| 72 | | 1 | 0.4% |
| Systemmiss | | 17760 | |

Warning: these figures indicate the number of cases found in the data file. They cannot be interpreted as summary statistics of the population of interest.

OtherSymptoms: Do you have any other symptoms apart from those already mentioned?

| | |
|---------------------------|--|
| Information | [Type= discrete] [Format=numeric] [Range= 1-3] [Missing=*] |
| Statistics [NW/ W] | [Valid=18021 /-] [Invalid=12 /-] |

| Value | Label | Cases | Percentage |
|------------|-------|-------|------------|
| 1 | Yes | 352 | 2.0% |
| 2 | No | 17669 | 98.0% |
| 3 | NA | 0 | |
| Systemmiss | | 12 | |

Warning: these figures indicate the number of cases found in the data file. They cannot be interpreted as summary statistics of the population of interest.

TBSymptom: Any of the four TB symptoms

| | |
|---------------------------|--|
| Information | [Type= discrete] [Format=numeric] [Range= 1-3] [Missing=*] |
| Statistics [NW/ W] | [Valid=18021 /-] [Invalid=12 /-] |

| Value | Label | Cases | Percentage |
|------------|-------|-------|------------|
| 1 | Yes | 1493 | 8.3% |
| 2 | No | 16528 | 91.7% |
| 3 | NA | 0 | |
| Systemmiss | | 12 | |

Warning: these figures indicate the number of cases found in the data file. They cannot be interpreted as summary statistics of the population of interest.

TotalTBSymptom: Total TB symptoms

| | |
|---------------------------|--|
| Information | [Type= discrete] [Format=numeric] [Range= 1-3] [Missing=*] |
| Statistics [NW/ W] | [Valid=18017 /-] [Invalid=16 /-] |

File : AHRI.Vukuzazi.TB.2021.V2.01

TotalTBSymptom: Total TB symptoms

| Value | Label | Cases | Percentage |
|---------|-------|-------|------------|
| 1 | Yes | 22 | 0.1% |
| 2 | No | 17995 | 99.9% |
| 3 | NA | 0 | |
| Sysmiss | | 16 | |

Warning: these figures indicate the number of cases found in the data file. They cannot be interpreted as summary statistics of the population of interest.

CXRScore: Chest X-Ray score

Information [Type= continuous] [Format=numeric] [Range= 10-100] [Missing=*]

Statistics [NW/ W] [Valid=17311 /-] [Invalid=722 /-] [Mean=32.518 /-] [StdDev=15.872 /-]

ReferredForSputum: Triage for sputum collection

Information [Type= discrete] [Format=numeric] [Range= 1-3] [Missing=*]

Statistics [NW/ W] [Valid=18033 /-] [Invalid=0 /-]

| Value | Label | Cases | Percentage |
|-------|-------|-------|------------|
| 1 | Yes | 10682 | 59.2% |
| 2 | No | 7351 | 40.8% |
| 3 | NA | 0 | |

Warning: these figures indicate the number of cases found in the data file. They cannot be interpreted as summary statistics of the population of interest.

SputumTried: Attempt to collect sputum

Information [Type= discrete] [Format=numeric] [Range= 1-3] [Missing=*]

Statistics [NW/ W] [Valid=18033 /-] [Invalid=0 /-]

| Value | Label | Cases | Percentage |
|-------|-------|-------|------------|
| 1 | Yes | 10594 | 58.7% |
| 2 | No | 7439 | 41.3% |
| 3 | NA | 0 | |

Warning: these figures indicate the number of cases found in the data file. They cannot be interpreted as summary statistics of the population of interest.

SputumCollected: Sputum collected

Information [Type= discrete] [Format=numeric] [Range= 1-3] [Missing=*]

Statistics [NW/ W] [Valid=10594 /-] [Invalid=7439 /-]

| Value | Label | Cases | Percentage |
|---------|-------|-------|------------|
| 1 | Yes | 9337 | 88.1% |
| 2 | No | 1257 | 11.9% |
| 3 | NA | 0 | |
| Sysmiss | | 7439 | |

Warning: these figures indicate the number of cases found in the data file. They cannot be interpreted as summary statistics of the population of interest.

SpontSputumObtained: Spontaneous specimen obtained

Information [Type= discrete] [Format=numeric] [Range= 1-3] [Missing=*]

Statistics [NW/ W] [Valid=10191 /-] [Invalid=7842 /-]

| Value | Label | Cases | Percentage |
|-------|-------|-------|------------|
| 1 | Yes | 8905 | 87.4% |
| 2 | No | 1286 | 12.6% |
| 3 | NA | 0 | |

File : AHRI.Vukuzazi.TB.2021.V2.01

SpontSputumObtained: Spontaneous specimen obtained

| Value | Label | Cases | Percentage |
|---------|-------|-------|------------|
| Sysmiss | | 7842 | |

Warning: these figures indicate the number of cases found in the data file. They cannot be interpreted as summary statistics of the population of interest.

SpontSputumNotObtained: Reason for not obtaining spontaneous specimen

| | |
|---------------------------|--|
| Information | [Type= discrete] [Format=numeric] [Range= 1-7] [Missing=*] |
| Statistics [NW/ W] | [Valid=1286 /-] [Invalid=16747 /-] |

| Value | Label | Cases | Percentage |
|---------|--------------------------|-------|------------|
| 1 | Exempted | 0 | |
| 2 | Unable_to_produce | 1186 | 92.2% |
| 3 | Equipment_malfunctioning | 0 | |
| 4 | Unsuccessful_bleed | 0 | |
| 5 | Specimen_mislabelling | 0 | |
| 6 | Refusal | 100 | 7.8% |
| 7 | Other | 0 | |
| Sysmiss | | 16747 | |

Warning: these figures indicate the number of cases found in the data file. They cannot be interpreted as summary statistics of the population of interest.

InducedSputumObtained: Induced Sputum Obtained

| | |
|---------------------------|--|
| Information | [Type= discrete] [Format=numeric] [Range= 1-3] [Missing=*] |
| Statistics [NW/ W] | [Valid=1144 /-] [Invalid=16889 /-] |

| Value | Label | Cases | Percentage |
|---------|-------|-------|------------|
| 1 | Yes | 55 | 4.8% |
| 2 | No | 1089 | 95.2% |
| 3 | NA | 0 | |
| Sysmiss | | 16889 | |

Warning: these figures indicate the number of cases found in the data file. They cannot be interpreted as summary statistics of the population of interest.

InducedSputumNotObtained: Reason for not obtaining induced specimen

| | |
|---------------------------|--|
| Information | [Type= discrete] [Format=numeric] [Range= 1-7] [Missing=*] |
| Statistics [NW/ W] | [Valid=1089 /-] [Invalid=16944 /-] |

| Value | Label | Cases | Percentage |
|---------|--------------------------|-------|------------|
| 1 | Exempted | 0 | |
| 2 | Unable_to_produce | 1070 | 98.3% |
| 3 | Equipment_malfunctioning | 7 | 0.6% |
| 4 | Unsuccessful_bleed | 0 | |
| 5 | Specimen_mislabelling | 0 | |
| 6 | Refusal | 12 | 1.1% |
| 7 | Other | 0 | |
| Sysmiss | | 16944 | |

Warning: these figures indicate the number of cases found in the data file. They cannot be interpreted as summary statistics of the population of interest.

SpontTBSputumHome: Spont TB SputumHome

| | |
|---------------------------|--|
| Information | [Type= discrete] [Format=numeric] [Range= 1-7] [Missing=*] |
| Statistics [NW/ W] | [Valid=410 /-] [Invalid=17623 /-] |

File : AHRI.Vukuzazi.TB.2021.V2.01

SpontTBSputumHome: Spont TB SputumHome

| Value | Label | Cases | Percentage |
|---------|----------------|-------|------------|
| 1 | Yes | 367 | 89.5% |
| 2 | No | 43 | 10.5% |
| 7 | Not Applicable | 0 | |
| Sysmiss | | 17623 | |

Warning: these figures indicate the number of cases found in the data file. They cannot be interpreted as summary statistics of the population of interest.

InducedTBSputumHome: Induced TBS putum Home

| Value | Label | Cases | Percentage |
|---------|----------------|-------|------------|
| 1 | Yes | 11 | 2.7% |
| 2 | No | 32 | 7.8% |
| 7 | Not Applicable | 367 | 89.5% |
| Sysmiss | | 17623 | |

Warning: these figures indicate the number of cases found in the data file. They cannot be interpreted as summary statistics of the population of interest.

GeneXpert: TB GeneXpert Test Result

| Value | Label | Cases | Percentage |
|---------|-----------------------|-------|------------|
| 1 | MTB Not Detected | 9176 | 98.4% |
| 2 | MTB Detected Very Low | 42 | 0.5% |
| 3 | MTB Detected Low | 35 | 0.4% |
| 4 | MTB Detected Medium | 5 | 0.1% |
| 5 | MTB Detected High | 6 | 0.1% |
| 6 | MTB Detected | 0 | |
| 7 | | 63 | 0.7% |
| 11 | .. | 0 | |
| Sysmiss | | 8706 | |

Warning: these figures indicate the number of cases found in the data file. They cannot be interpreted as summary statistics of the population of interest.

LiquidCulture: Liquid Culture Result(MGIT)

| Value | Label | Cases | Percentage |
|-------|--|-------|------------|
| 1 | Negative MTB Not Isolated | 8347 | 90.1% |
| 2 | Positive MTB Only(Mycobacterium Tuberculosis isolated) | 106 | 1.1% |
| 3 | Positive NTM Only | 201 | 2.2% |
| 4 | Culture Contaminated | 458 | 4.9% |
| 5 | Positive MTB And Contaminated(Mycobacterium Tuberculosis isolated) | 0 | |
| 6 | Positive NTM And contaminated | 150 | 1.6% |
| 7 | Positive MTB And Positive NTM(Mycobacterium Tuberculosis isolated) | 0 | |
| 11 | .. | 0 | |

File : AHRI.Vukuzazi.TB.2021.V2.01

LiquidCulture: Liquid Culture Result(MGIT)

| Value | Label | Cases | Percentage |
|---------|-------|-------|------------|
| Sysmiss | | 8771 | |

Warning: these figures indicate the number of cases found in the data file. They cannot be interpreted as summary statistics of the population of interest.

Rifampicin: Rifampicin Resistance

| | |
|--------------------|---|
| Information | [Type= discrete] [Format=numeric] [Range= 0-7] [Missing=*/11] |
|--------------------|---|

| | |
|---------------------------|-----------------------------------|
| Statistics [NW/ W] | [Valid=9327 /-] [Invalid=8706 /-] |
|---------------------------|-----------------------------------|

| Value | Label | Cases | Percentage |
|---------|----------------|-------|------------|
| 0 | Not detected | 81 | 0.9% |
| 1 | Detected | 5 | 0.1% |
| 2 | Indeterminate | 65 | 0.7% |
| 7 | Not applicable | 9176 | 98.4% |
| 11 | .. | 0 | |
| Sysmiss | | 8706 | |

Warning: these figures indicate the number of cases found in the data file. They cannot be interpreted as summary statistics of the population of interest.

TTDCulture: Time To Detection(days)

| | |
|--------------------|---|
| Information | [Type= continuous] [Format=numeric] [Range= 0-42] [Missing=*/101] |
|--------------------|---|

| | |
|---------------------------|--|
| Statistics [NW/ W] | [Valid=9262 /-] [Invalid=8771 /-] [Mean=39.377 /-] [StdDev=8.513 /-] |
|---------------------------|--|

| Value | Label | Cases | Percentage |
|-------|-------|-------|------------|
| 101 | .. | | |

Warning: these figures indicate the number of cases found in the data file. They cannot be interpreted as summary statistics of the population of interest.

TTHCulture: Time To Detection(hrs)

| | |
|--------------------|---|
| Information | [Type= continuous] [Format=numeric] [Range= 0-23] [Missing=*/101] |
|--------------------|---|

| | |
|---------------------------|---|
| Statistics [NW/ W] | [Valid=9261 /-] [Invalid=8772 /-] [Mean=1.115 /-] [StdDev=3.969 /-] |
|---------------------------|---|

| Value | Label | Cases | Percentage |
|-------|-------|-------|------------|
| 101 | .. | | |

Warning: these figures indicate the number of cases found in the data file. They cannot be interpreted as summary statistics of the population of interest.

SolidIncub: Solid Culture Incubation

| | |
|--------------------|---|
| Information | [Type= continuous] [Format=numeric] [Missing=*/100000001] |
|--------------------|---|

| | |
|---------------------------|---------------------------------|
| Statistics [NW/ W] | [Valid=0 /-] [Invalid=18033 /-] |
|---------------------------|---------------------------------|

| Value | Label | Cases | Percentage |
|-----------|-------|-------|------------|
| 100000001 | .. | | |

Warning: these figures indicate the number of cases found in the data file. They cannot be interpreted as summary statistics of the population of interest.

Isoniazid02: DST Isoniazid_0.2

| | |
|--------------------|---|
| Information | [Type= continuous] [Format=numeric] [Range= 1-2] [Missing=*/11] |
|--------------------|---|

| | |
|---------------------------|--|
| Statistics [NW/ W] | [Valid=105 /-] [Invalid=17928 /-] [Mean=1.838 /-] [StdDev=0.37 /-] |
|---------------------------|--|

| Value | Label | Cases | Percentage |
|-------|-------|-------|------------|
| 11 | .. | | |

Warning: these figures indicate the number of cases found in the data file. They cannot be interpreted as summary statistics of the population of interest.

Isoniazid10: DST Isoniazid_1.0

| | |
|--------------------|---|
| Information | [Type= continuous] [Format=numeric] [Range= 1-2] [Missing=*/11] |
|--------------------|---|

File : AHRI.Vukuzazi.TB.2021.V2.01

Isoniazid10: DST Isoniazid_1.0

Statistics [NW/ W] [Valid=105 /-] [Invalid=17928 /-] [Mean=1.848 /-] [StdDev=0.361 /-]

| Value | Label | Cases | Percentage |
|-------|-------|-------|------------|
| 11 | .. | | |

Warning: these figures indicate the number of cases found in the data file. They cannot be interpreted as summary statistics of the population of interest.

Rifampicin10: DST Rifampicin_1.0

Information [Type= continuous] [Format=numeric] [Range= 1-2] [Missing=*/11]

Statistics [NW/ W] [Valid=105 /-] [Invalid=17928 /-] [Mean=1.876 /-] [StdDev=0.331 /-]

| Value | Label | Cases | Percentage |
|-------|-------|-------|------------|
| 11 | .. | | |

Warning: these figures indicate the number of cases found in the data file. They cannot be interpreted as summary statistics of the population of interest.

Ethambutol75: DST Ethambutol_7.5

Information [Type= continuous] [Format=numeric] [Range= 1-2] [Missing=*/11]

Statistics [NW/ W] [Valid=105 /-] [Invalid=17928 /-] [Mean=1.943 /-] [StdDev=0.233 /-]

| Value | Label | Cases | Percentage |
|-------|-------|-------|------------|
| 11 | .. | | |

Warning: these figures indicate the number of cases found in the data file. They cannot be interpreted as summary statistics of the population of interest.

Streptomycin20: DST Streptomycin_2.0

Information [Type= continuous] [Format=numeric] [Range= 1-2] [Missing=*/11]

Statistics [NW/ W] [Valid=105 /-] [Invalid=17928 /-] [Mean=1.914 /-] [StdDev=0.281 /-]

| Value | Label | Cases | Percentage |
|-------|-------|-------|------------|
| 11 | .. | | |

Warning: these figures indicate the number of cases found in the data file. They cannot be interpreted as summary statistics of the population of interest.

| # Ofloxacin20: DST Ofloxacin_2.0 | | | |
|--|---|--------------|-------------------|
| Information | [Type= continuous] [Format=numeric] [Range= 1-2] [Missing=*/11] | | |
| Statistics [NW/ W] | [Valid=105 /-] [Invalid=17928 /-] [Mean=1.99 /-] [StdDev=0.0976 /-] | | |
| Value | Label | Cases | Percentage |
| 11 | .. | | |
| <i>Warning: these figures indicate the number of cases found in the data file. They cannot be interpreted as summary statistics of the population of interest.</i> | | | |
| # Kanamycin50: DST Kanamycin_5.0 | | | |
| Information | [Type= continuous] [Format=numeric] [Range= 1-2] [Missing=*/11] | | |
| Statistics [NW/ W] | [Valid=105 /-] [Invalid=17928 /-] [Mean=1.981 /-] [StdDev=0.137 /-] | | |
| Value | Label | Cases | Percentage |
| 11 | .. | | |
| <i>Warning: these figures indicate the number of cases found in the data file. They cannot be interpreted as summary statistics of the population of interest.</i> | | | |
| # TBdiagMicro: Bacteriologically confirmed TB | | | |
| Information | [Type= discrete] [Format=numeric] [Range= 1-3] [Missing=*] | | |
| Statistics [NW/ W] | [Valid=9327 /-] [Invalid=8706 /-] | | |
| Value | Label | Cases | Percentage |
| 1 | Yes | 186 | 2.0% |
| 2 | No | 9141 | 98.0% |
| 3 | NA | 0 | |
| Sysmiss | | 8706 | |
| <i>Warning: these figures indicate the number of cases found in the data file. They cannot be interpreted as summary statistics of the population of interest.</i> | | | |
| # TBdiagMicroRx: Bacteriologically confirmed TB or on treatment | | | |
| Information | [Type= discrete] [Format=numeric] [Range= 1-3] [Missing=*] | | |
| Statistics [NW/ W] | [Valid=9341 /-] [Invalid=8692 /-] | | |
| Value | Label | Cases | Percentage |
| 1 | Positive | 245 | 2.6% |
| 2 | Negative | 9096 | 97.4% |
| 3 | Indeterminate | 0 | |
| Sysmiss | | 8692 | |
| <i>Warning: these figures indicate the number of cases found in the data file. They cannot be interpreted as summary statistics of the population of interest.</i> | | | |
| # TBCascade: TB care cascade status | | | |
| Information | [Type= discrete] [Format=numeric] [Range= 0-2] [Missing=*] | | |
| Statistics [NW/ W] | [Valid=9341 /-] [Invalid=8692 /-] | | |
| Value | Label | Cases | Percentage |
| 0 | No active TB | 9096 | 97.4% |
| 1 | Bacteriologically confirmed TB not on treatment | 174 | 1.9% |
| 2 | On TB treatment (with/without bact confirm) | 71 | 0.8% |
| Sysmiss | | 8692 | |
| <i>Warning: these figures indicate the number of cases found in the data file. They cannot be interpreted as summary statistics of the population of interest.</i> | | | |

File : AHRI.Vukuzazi.TobaccoAndAlcohol.2021.V2.01

IndividualId: Vukuzazi unique Internal Id of Individual

Information [Type= continuous] [Format=numeric] [Range= 5-38856] [Missing=*]

Statistics [NW/ W] [Valid=18024 /-] [Invalid=0 /-] [Mean=18149.334 /-] [StdDev=11159.244 /-]

VisitDate: Vukuzazi camp visit date

Information [Type= discrete] [Format=character] [Missing=*]

Statistics [NW/ W] [Valid=18024 /-]

CurrSmoker: Do you currently smoke any tobacco products, such as cigarettes, cigars or pipes?

Information [Type= discrete] [Format=numeric] [Range= 1-3] [Missing=*]

Statistics [NW/ W] [Valid=18024 /-] [Invalid=0 /-]

| Value | Label | Cases | Percentage |
|-------|---------|-------|------------|
| 1 | Yes | 1301 | 7.2% |
| 2 | No | 16723 | 92.8% |
| 3 | Unknown | 0 | |

Warning: these figures indicate the number of cases found in the data file. They cannot be interpreted as summary statistics of the population of interest.

CurrSmokerDaily: Do you currently smoke tobacco products daily?

Information [Type= discrete] [Format=numeric] [Range= 1-3] [Missing=*]

Statistics [NW/ W] [Valid=1301 /-] [Invalid=16723 /-]

| Value | Label | Cases | Percentage |
|---------|---------|-------|------------|
| 1 | Yes | 1178 | 90.5% |
| 2 | No | 123 | 9.5% |
| 3 | Unknown | 0 | |
| Sysmiss | | 16723 | |

Warning: these figures indicate the number of cases found in the data file. They cannot be interpreted as summary statistics of the population of interest.

AgeStartedSmoking: How old were you when you first started smoking?

Information [Type= continuous] [Format=numeric] [Range= 0-2004] [Missing=*]

Statistics [NW/ W] [Valid=857 /-] [Invalid=17167 /-] [Mean=22.462 /-] [StdDev=68.133 /-]

CurSmokeDur: Years smoking daily (current smokers)

Information [Type= continuous] [Format=numeric] [Range= 0-66] [Missing=*]

Statistics [NW/ W] [Valid=854 /-] [Invalid=17170 /-] [Mean=16.701 /-] [StdDev=13.146 /-]

AgeStartedSmokingUnknown: Age started smoking unknown?

Information [Type= discrete] [Format=numeric] [Range= 1-3] [Missing=*]

Statistics [NW/ W] [Valid=1301 /-] [Invalid=16723 /-]

| Value | Label | Cases | Percentage |
|---------|---------|-------|------------|
| 1 | Yes | 317 | 24.4% |
| 2 | No | 984 | 75.6% |
| 3 | Unknown | 0 | |
| Sysmiss | | 16723 | |

Warning: these figures indicate the number of cases found in the data file. They cannot be interpreted as summary statistics of the population of interest.

HowLongStartedSmoking: Do you remember how long ago it was?

Information [Type= continuous] [Format=numeric] [Range= 0-50] [Missing=*]

Statistics [NW/ W] [Valid=195 /-] [Invalid=17829 /-] [Mean=18.277 /-] [StdDev=11.645 /-]

File : AHRI.Vukuzazi.TobaccoAndAlcohol.2021.V2.01

HowLongStartedSmokingSpecify: Could you specify long ago it was?

Information [Type= discrete] [Format=numeric] [Range= 1-3] [Missing=*]

Statistics [NW/ W] [Valid=322 /-] [Invalid=17702 /-]

| Value | Label | Cases | Percentage |
|---------|---------|-------|------------|
| 1 | Yes | 313 | 97.2% |
| 2 | No | 7 | 2.2% |
| 3 | Unknown | 2 | 0.6% |
| Sysmiss | | 17702 | |

Warning: these figures indicate the number of cases found in the data file. They cannot be interpreted as summary statistics of the population of interest.

OtherTobaccoSpecify: Do you smoke Other products?

Information [Type= discrete] [Format=numeric] [Range= 1-3] [Missing=*]

Statistics [NW/ W] [Valid=1301 /-] [Invalid=16723 /-]

| Value | Label | Cases | Percentage |
|---------|---------|-------|------------|
| 1 | Yes | 161 | 12.4% |
| 2 | No | 1140 | 87.6% |
| 3 | Unknown | 0 | |
| Sysmiss | | 16723 | |

Warning: these figures indicate the number of cases found in the data file. They cannot be interpreted as summary statistics of the population of interest.

SecAgeStartedSmoking: How old were you when you first started smoking (Age)?

Information [Type= continuous] [Format=numeric] [Range= 12-60] [Missing=*]

Statistics [NW/ W] [Valid=75 /-] [Invalid=17949 /-] [Mean=21.773 /-] [StdDev=8.932 /-]

SecStartedSmokingMonths: Started smoking in months

Information [Type= discrete] [Format=numeric] [Range= 0-5] [Missing=*]

Statistics [NW/ W] [Valid=11 /-] [Invalid=18013 /-]

SecStartedSmokingWeeks: Started smoking in weeks

Information [Type= discrete] [Format=numeric] [Range= 0-1] [Missing=*]

Statistics [NW/ W] [Valid=7 /-] [Invalid=18017 /-]

ManufacturedCigarettesDaily: On average, how many of the following products do you smoke each day/week?

Information [Type= discrete] [Format=numeric] [Range= 0-20] [Missing=*]

Statistics [NW/ W] [Valid=1076 /-] [Invalid=16948 /-]

ManufacturedCigarettesWeekly: On average, how many of the following products do you smoke each day/week?

Information [Type= continuous] [Format=numeric] [Range= 0-450] [Missing=*]

Statistics [NW/ W] [Valid=1082 /-] [Invalid=16942 /-] [Mean=35.343 /-] [StdDev=30.81 /-]

HandRolledCigarettesDaily: On average, how many of the following products do you smoke each day/week?

Information [Type= continuous] [Format=numeric] [Range= 0-50] [Missing=*]

Statistics [NW/ W] [Valid=553 /-] [Invalid=17471 /-] [Mean=3.74 /-] [StdDev=4.113 /-]

HandRolledCigarettesWeekly: On average, how many of the following products do you smoke each day/week?

Information [Type= continuous] [Format=numeric] [Range= 0-140] [Missing=*]

Statistics [NW/ W] [Valid=557 /-] [Invalid=17467 /-] [Mean=23.959 /-] [StdDev=23.696 /-]

File : AHRI.Vukuzazi.TobaccoAndAlcohol.2021.V2.01

PipedTobaccoDaily: On average, how many of the following products do you smoke each day/week?

Information [Type= continuous] [Format=numeric] [Range= 0-80] [Missing=*]

Statistics [NW/ W] [Valid=177 /-] [Invalid=17847 /-] [Mean=0.91 /-] [StdDev=6.254 /-]

PipedTobaccoWeekly: On average, how many of the following products do you smoke each day/week?

Information [Type= continuous] [Format=numeric] [Range= 0-105] [Missing=*]

Statistics [NW/ W] [Valid=173 /-] [Invalid=17851 /-] [Mean=1.682 /-] [StdDev=8.949 /-]

CigarsORcherootsDaily: On average, how many Cigars, cheroots, cigarillos do you smoke each day?

Information [Type= discrete] [Format=numeric] [Range= 0-20] [Missing=*]

Statistics [NW/ W] [Valid=170 /-] [Invalid=17854 /-]

CigarsORcherootsWeekly: On average, how many of the following products do you smoke each day/week?

Information [Type= continuous] [Format=numeric] [Range= 0-120] [Missing=*]

Statistics [NW/ W] [Valid=165 /-] [Invalid=17859 /-] [Mean=2.164 /-] [StdDev=12.397 /-]

ShishaSessionsDaily: On average, how many of the following products do you smoke each day/week?

Information [Type= discrete] [Format=numeric] [Range= 0-20] [Missing=*]

Statistics [NW/ W] [Valid=178 /-] [Invalid=17846 /-]

ShishaSessionsWeekly: On average, how many of the following products do you smoke each day/week?

Information [Type= continuous] [Format=numeric] [Range= 0-120] [Missing=*]

Statistics [NW/ W] [Valid=172 /-] [Invalid=17852 /-] [Mean=4.372 /-] [StdDev=15.157 /-]

OtherTobaccoSpecifyDailySpec: On average, how many of the following products do you smoke each day/week?

Information [Type= discrete] [Format=numeric] [Range= 1-20] [Missing=*]

Statistics [NW/ W] [Valid=157 /-] [Invalid=17867 /-]

OtherTobaccoWeeklySpec: On average, how many of the following products do you smoke each day/week?

Information [Type= continuous] [Format=numeric] [Range= 3-140] [Missing=*]

Statistics [NW/ W] [Valid=153 /-] [Invalid=17871 /-] [Mean=27.634 /-] [StdDev=23.473 /-]

StopSmoking12mo: During any visit to a doctor or other health worker in the past 12 months, were y

Information [Type= discrete] [Format=numeric] [Range= 1-3] [Missing=*]

Statistics [NW/ W] [Valid=18024 /-] [Invalid=0 /-]

| Value | Label | Cases | Percentage |
|-------|---------|-------|------------|
| 1 | Yes | 192 | 1.1% |
| 2 | No | 17832 | 98.9% |
| 3 | Unknown | 0 | |

Warning: these figures indicate the number of cases found in the data file. They cannot be interpreted as summary statistics of the population of interest.

EverSmoked: In the past, did you ever smoke any tobacco products?

Information [Type= discrete] [Format=numeric] [Range= 1-3] [Missing=*]

Statistics [NW/ W] [Valid=17022 /-] [Invalid=1002 /-]

| Value | Label | Cases | Percentage |
|-------|---------|-------|------------|
| 1 | Yes | 199 | 1.2% |
| 2 | No | 16823 | 98.8% |
| 3 | Unknown | 0 | |

File : AHRI.Vukuzazi.TobaccoAndAlcohol.2021.V2.01

EverSmoked: In the past, did you ever smoke any tobacco products?

| Value | Label | Cases | Percentage |
|---------|-------|-------|------------|
| Sysmiss | | 1002 | |

Warning: these figures indicate the number of cases found in the data file. They cannot be interpreted as summary statistics of the population of interest.

EverSmokedDaily: In the past, did you ever smoke daily?

| | |
|---------------------------|--|
| Information | [Type= discrete] [Format=numeric] [Range= 1-3] [Missing=*] |
| Statistics [NW/ W] | [Valid=199 /-] [Invalid=17825 /-] |

| Value | Label | Cases | Percentage |
|---------|---------|-------|------------|
| 1 | Yes | 149 | 74.9% |
| 2 | No | 50 | 25.1% |
| 3 | Unknown | 0 | |
| Sysmiss | | 17825 | |

Warning: these figures indicate the number of cases found in the data file. They cannot be interpreted as summary statistics of the population of interest.

SmokeCat: Smoking status

| | |
|---------------------------|--|
| Information | [Type= discrete] [Format=numeric] [Range= 1-5] [Missing=*] |
| Statistics [NW/ W] | [Valid=18024 /-] [Invalid=0 /-] |

| Value | Label | Cases | Percentage |
|-------|----------------------|-------|------------|
| 1 | Current daily smoker | 1178 | 6.5% |
| 2 | Current non-daily | 123 | 0.7% |
| 3 | Ex-smoker daily | 111 | 0.6% |
| 4 | Ex-smoker non-daily | 39 | 0.2% |
| 5 | Never smoked | 16573 | 91.9% |

Warning: these figures indicate the number of cases found in the data file. They cannot be interpreted as summary statistics of the population of interest.

SmokeAmount: Smoking amount

| | |
|---------------------------|---|
| Information | [Type= continuous] [Format=numeric] [Range= 0-77] [Missing=*/101] |
| Statistics [NW/ W] | [Valid=1135 /-] [Invalid=16889 /-] [Mean=6.01 /-] [StdDev=5.284 /-] |

| Value | Label | Cases | Percentage |
|-------|-------|-------|------------|
| 101 | .. | | |

Warning: these figures indicate the number of cases found in the data file. They cannot be interpreted as summary statistics of the population of interest.

SmokeAmountCat: Smoking amount

| | |
|---------------------------|--|
| Information | [Type= discrete] [Format=numeric] [Range= 0-3] [Missing=*] |
| Statistics [NW/ W] | [Valid=1135 /-] [Invalid=16889 /-] |

| Value | Label | Cases | Percentage |
|---------|----------|-------|------------|
| 0 | Never | 56 | 4.9% |
| 1 | Light | 838 | 73.8% |
| 2 | Moderate | 204 | 18.0% |
| 3 | Heavy | 37 | 3.3% |
| Sysmiss | | 16889 | |

Warning: these figures indicate the number of cases found in the data file. They cannot be interpreted as summary statistics of the population of interest.

Smoke3Cat: Smoking group(3 categories)

| | |
|---------------------------|--|
| Information | [Type= discrete] [Format=numeric] [Range= 1-3] [Missing=*] |
| Statistics [NW/ W] | [Valid=18024 /-] [Invalid=0 /-] |

File : AHRI.Vukuzazi.TobaccoAndAlcohol.2021.V2.01

Smoke3Cat: Smoking group(3 categories)

| Value | Label | Cases | Percentage |
|-------|----------------|-------|------------|
| 1 | Current smoker | 1301 | 7.2% |
| 2 | Ex-smoker | 150 | 0.8% |
| 3 | Never smoker | 16573 | 91.9% |

Warning: these figures indicate the number of cases found in the data file. They cannot be interpreted as summary statistics of the population of interest.

QuitSmokingMonths: Quit smoking in months

| | |
|---------------------------|--|
| Information | [Type= discrete] [Format=numeric] [Range= 0-9] [Missing=*] |
| Statistics [NW/ W] | [Valid=16 /-] [Invalid=18008 /-] |

QuitSmokingWeeks: Quit smoking in weeks

| | |
|---------------------------|--|
| Information | [Type= discrete] [Format=numeric] [Range= 0-2] [Missing=*] |
| Statistics [NW/ W] | [Valid=9 /-] [Invalid=18015 /-] |

QuitSmokingYears: Quit smoking in years

| | |
|---------------------------|--|
| Information | [Type= continuous] [Format=numeric] [Range= 0-36] [Missing=*] |
| Statistics [NW/ W] | [Valid=41 /-] [Invalid=17983 /-] [Mean=8 /-] [StdDev=9.423 /-] |

RememberQuitSmoking: Do you remember how old you were when you last quit smoking?

| | |
|---------------------------|--|
| Information | [Type= discrete] [Format=numeric] [Range= 1-3] [Missing=*] |
| Statistics [NW/ W] | [Valid=151 /-] [Invalid=17873 /-] |

| Value | Label | Cases | Percentage |
|---------|---------|-------|------------|
| 1 | Yes | 75 | 49.7% |
| 2 | No | 76 | 50.3% |
| 3 | Unknown | 0 | |
| Sysmiss | | 17873 | |

Warning: these figures indicate the number of cases found in the data file. They cannot be interpreted as summary statistics of the population of interest.

EverConsumedAlcohol: Have you ever consumed any alcohol such as beer, wine, spirits or [add other loca

| | |
|---------------------------|--|
| Information | [Type= discrete] [Format=numeric] [Range= 1-3] [Missing=*] |
| Statistics [NW/ W] | [Valid=18024 /-] [Invalid=0 /-] |

| Value | Label | Cases | Percentage |
|-------|---------|-------|------------|
| 1 | Yes | 2270 | 12.6% |
| 2 | No | 15754 | 87.4% |
| 3 | Unknown | 0 | |

Warning: these figures indicate the number of cases found in the data file. They cannot be interpreted as summary statistics of the population of interest.

ConsumedAlcohol12mo: Have you consumed any alcohol within the past 12 months?

| | |
|---------------------------|--|
| Information | [Type= discrete] [Format=numeric] [Range= 1-3] [Missing=*] |
| Statistics [NW/ W] | [Valid=2273 /-] [Invalid=15751 /-] |

| Value | Label | Cases | Percentage |
|---------|---------|-------|------------|
| 1 | Yes | 1928 | 84.8% |
| 2 | No | 345 | 15.2% |
| 3 | Unknown | 0 | |
| Sysmiss | | 15751 | |

Warning: these figures indicate the number of cases found in the data file. They cannot be interpreted as summary statistics of the population of interest.

File : AHRI.Vukuzazi.TobaccoAndAlcohol.2021.V2.01

StoppedAlcoholHealth: Have you stopped drinking due to health reasons, such as a negative impact on you

Information [Type= discrete] [Format=numeric] [Range= 1-3] [Missing=*]

Statistics [NW/ W] [Valid=2153 /-] [Invalid=15871 /-]

| Value | Label | Cases | Percentage |
|---------|---------|-------|------------|
| 1 | Yes | 392 | 18.2% |
| 2 | No | 1761 | 81.8% |
| 3 | Unknown | 0 | |
| Sysmiss | | 15871 | |

Warning: these figures indicate the number of cases found in the data file. They cannot be interpreted as summary statistics of the population of interest.

ConsumptionFrequency: During the past 12 months, how frequently have you had at least one standard alco

Information [Type= discrete] [Format=numeric] [Range= 1-6] [Missing=*]

Statistics [NW/ W] [Valid=2271 /-] [Invalid=15753 /-]

ConsumedAlcohol30d: Have you consumed any alcohol within the past 30 days?

Information [Type= discrete] [Format=numeric] [Range= 1-3] [Missing=*]

Statistics [NW/ W] [Valid=2271 /-] [Invalid=15753 /-]

| Value | Label | Cases | Percentage |
|---------|---------|-------|------------|
| 1 | Yes | 757 | 33.3% |
| 2 | No | 1514 | 66.7% |
| 3 | Unknown | 0 | |
| Sysmiss | | 15753 | |

Warning: these figures indicate the number of cases found in the data file. They cannot be interpreted as summary statistics of the population of interest.

ConsumedAlcoholOccasions: During the past 30 days, on how many occasions did you have at least one standard

Information [Type= continuous] [Format=numeric] [Range= 0-30] [Missing=*]

Statistics [NW/ W] [Valid=669 /-] [Invalid=17355 /-] [Mean=4.565 /-] [StdDev=5.269 /-]

DrinksConsumedOccasions: During the past 30 days, when you drank alcohol, how many standard drinks on aver

Information [Type= continuous] [Format=numeric] [Range= 0-32] [Missing=*]

Statistics [NW/ W] [Valid=720 /-] [Invalid=17304 /-] [Mean=4.254 /-] [StdDev=4.172 /-]

DrinksPerOccasion: During the past 30 days, what was the largest number of standard drinks you had o

Information [Type= continuous] [Format=numeric] [Range= 0-36] [Missing=*]

Statistics [NW/ W] [Valid=713 /-] [Invalid=17311 /-] [Mean=5.794 /-] [StdDev=4.813 /-]

SixDrinksPerOccasion: During each of the past 7 days, how many standard drinks did you have each day?

Information [Type= continuous] [Format=numeric] [Range= 0-30] [Missing=*]

Statistics [NW/ W] [Valid=564 /-] [Invalid=17460 /-] [Mean=4.707 /-] [StdDev=4.905 /-]

LastWeekMondayDrinks: During each of the past 7 days, how many standard drinks did you have each day?

Information [Type= discrete] [Format=numeric] [Range= 0-20] [Missing=*]

Statistics [NW/ W] [Valid=210 /-] [Invalid=17814 /-]

LastWeekTuesdayDrinks: During each of the past 7 days, how many standard drinks did you have each day?

Information [Type= continuous] [Format=numeric] [Range= 0-40] [Missing=*]

Statistics [NW/ W] [Valid=173 /-] [Invalid=17851 /-] [Mean=2.85 /-] [StdDev=3.617 /-]

File : AHRI.Vukuzazi.TobaccoAndAlcohol.2021.V2.01**# LastWeekWednesdayDrinks: During each of the past 7 days, how many standard drinks did you have each day?**

| | |
|--------------------|---|
| Information | [Type= discrete] [Format=numeric] [Range= 0-12] [Missing=*] |
|--------------------|---|

| | |
|---------------------------|-----------------------------------|
| Statistics [NW/ W] | [Valid=191 /-] [Invalid=17833 /-] |
|---------------------------|-----------------------------------|

LastWeekThursdayDrinks: During each of the past 7 days, how many standard drinks did you have each day?

| | |
|--------------------|---|
| Information | [Type= discrete] [Format=numeric] [Range= 0-12] [Missing=*] |
|--------------------|---|

| | |
|---------------------------|-----------------------------------|
| Statistics [NW/ W] | [Valid=236 /-] [Invalid=17788 /-] |
|---------------------------|-----------------------------------|

LastWeekFridayDrinks: During each of the past 7 days, how many standard drinks did you have each day?

| | |
|--------------------|---|
| Information | [Type= continuous] [Format=numeric] [Range= 0-28] [Missing=*] |
|--------------------|---|

| | |
|---------------------------|---|
| Statistics [NW/ W] | [Valid=528 /-] [Invalid=17496 /-] [Mean=4.667 /-] [StdDev=3.771 /-] |
|---------------------------|---|

| # LastWeekSaturdayDrinks: During each of the past 7 days, how many standard drinks did you have each day? | | | |
|--|---|--------------|-------------------|
| Information | [Type= continuous] [Format=numeric] [Range= 0-28] [Missing=*] | | |
| Statistics [NW/ W] | [Valid=623 /-] [Invalid=17401 /-] [Mean=5.523 /-] [StdDev=4.003 /-] | | |
| # LastWeekSundayDrinks: During each of the past 7 days, how many standard drinks did you have each day? | | | |
| Information | [Type= continuous] [Format=numeric] [Range= 0-48] [Missing=*] | | |
| Statistics [NW/ W] | [Valid=479 /-] [Invalid=17545 /-] [Mean=4.2 /-] [StdDev=4.272 /-] | | |
| # ConsumedHomeBredAlcohol: During the past 7 days, did you consume any homebrewed alcohol, any alcohol broug | | | |
| Information | [Type= discrete] [Format=numeric] [Range= 1-3] [Missing=*] | | |
| Statistics [NW/ W] | [Valid=758 /-] [Invalid=17266 /-] | | |
| Value | Label | Cases | Percentage |
| 1 | Yes | 202 | 26.6% |
| 2 | No | 556 | 73.4% |
| 3 | Unknown | 0 | |
| Systemmiss | | 17266 | |
| <i>Warning: these figures indicate the number of cases found in the data file. They cannot be interpreted as summary statistics of the population of interest.</i> | | | |
| # NumberHomeBredSpirits: On average, how many standard drinks of the following did you consume during the | | | |
| Information | [Type= discrete] [Format=numeric] [Range= 0-10] [Missing=*] | | |
| Statistics [NW/ W] | [Valid=66 /-] [Invalid=17958 /-] | | |
| # NumberHomeBredBeer: On average, how many standard drinks of the following did you consume during the | | | |
| Information | [Type= discrete] [Format=numeric] [Range= 0-12] [Missing=*] | | |
| Statistics [NW/ W] | [Valid=191 /-] [Invalid=17833 /-] | | |
| # NumberAlcoholImported: On average, how many standard drinks of the following did you consume during the | | | |
| Information | [Type= discrete] [Format=numeric] [Range= 0-8] [Missing=*] | | |
| Statistics [NW/ W] | [Valid=8 /-] [Invalid=18016 /-] | | |
| # NumberAlcoholForbidden: On average, how many standard drinks of the following did you consume during the | | | |
| Information | [Type= discrete] [Format=numeric] [Range= 0-5] [Missing=*] | | |
| Statistics [NW/ W] | [Valid=5 /-] [Invalid=18019 /-] | | |
| # NumberAlcoholUntaxed: On average, how many standard drinks of the following did you consume during the | | | |
| Information | [Type= discrete] [Format=numeric] [Range= 0-5] [Missing=*] | | |
| Statistics [NW/ W] | [Valid=8 /-] [Invalid=18016 /-] | | |
| # DrinkCat: Alcohol intake category | | | |
| Information | [Type= discrete] [Format=numeric] [Range= 0-3] [Missing=*] | | |
| Statistics [NW/ W] | [Valid=18024 /-] [Invalid=0 /-] | | |
| Value | Label | Cases | Percentage |
| 0 | Never drinker | 15752 | 87.4% |
| 1 | No drinking in last 12 months | 306 | 1.7% |
| 2 | Drank in last 12 months but not last 30 days | 1209 | 6.7% |
| 3 | Drinking in last 30 days | 757 | 4.2% |
| <i>Warning: these figures indicate the number of cases found in the data file. They cannot be interpreted as summary statistics of the population of interest.</i> | | | |
| # Drink3Cat: Alcohol intake (3 categories) | | | |
| Information | [Type= discrete] [Format=numeric] [Range= 0-2] [Missing=*] | | |

| # Drink3Cat: Alcohol intake (3 categories) | | | |
|--|-------------------------------|--|-------------------|
| Statistics [NW/ W] | | [Valid=18024 /-] [Invalid=0 /-] | |
| Value | Label | Cases | Percentage |
| 0 | Never drinker | 15752 | 87.4% |
| 1 | No drinking in last 12 months | 306 | 1.7% |
| 2 | Drinking in past 12 months | 1966 | 10.9% |
| <i>Warning: these figures indicate the number of cases found in the data file. They cannot be interpreted as summary statistics of the population of interest.</i> | | | |
| # DrinkAmount: Total drinks in 30 days | | | |
| Information | | [Type= continuous] [Format=numeric] [Range= 0-11400] [Missing=*] | |
| Statistics [NW/ W] | | [Valid=658 /-] [Invalid=17366 /-] [Mean=41.327 /-] [StdDev=447.678 /-] | |
| # DrinkWk: Average drinks per week | | | |
| Information | | [Type= continuous] [Format=numeric] [Range= 0-1628] [Missing=*] | |
| Statistics [NW/ W] | | [Valid=658 /-] [Invalid=17366 /-] [Mean=5.441 /-] [StdDev=63.951 /-] | |
| # AUDRisk: Alcohol use disorder risk (among drinkers in past 30 days) | | | |
| Information | | [Type= discrete] [Format=numeric] [Range= 1-2] [Missing=*] | |
| Statistics [NW/ W] | | [Valid=725 /-] [Invalid=17299 /-] | |
| Value | Label | Cases | Percentage |
| 1 | High risk | 395 | 54.5% |
| 2 | Low risk | 330 | 45.5% |
| Sysmiss | | 17299 | |
| <i>Warning: these figures indicate the number of cases found in the data file. They cannot be interpreted as summary statistics of the population of interest.</i> | | | |
| # DrinkHeavy: Heavy episodic drinking | | | |
| Information | | [Type= discrete] [Format=numeric] [Range= 1-3] [Missing=*] | |
| Statistics [NW/ W] | | [Valid=757 /-] [Invalid=17267 /-] | |
| Value | Label | Cases | Percentage |
| 1 | Yes | 120 | 15.9% |
| 2 | No | 637 | 84.1% |
| 3 | Unknown | 0 | |
| Sysmiss | | 17267 | |
| <i>Warning: these figures indicate the number of cases found in the data file. They cannot be interpreted as summary statistics of the population of interest.</i> | | | |
| # AgeQuitSmoking: Age at the time of quitting smoking | | | |
| Information | | [Type= continuous] [Format=numeric] [Range= 13-67] [Missing=*] | |
| Statistics [NW/ W] | | [Valid=72 /-] [Invalid=17952 /-] [Mean=31.014 /-] [StdDev=14.708 /-] | |
| # StopSmokingAdvice12mo: During any visit to a doctor or other health worker in the past 12 months, were y | | | |
| Information | | [Type= discrete] [Format=numeric] [Range= 1-3] [Missing=*] | |
| Statistics [NW/ W] | | [Valid=1301 /-] [Invalid=16723 /-] | |
| Value | Label | Cases | Percentage |
| 1 | Yes | 72 | 5.5% |
| 2 | No | 979 | 75.2% |
| 3 | Unknown | 250 | 19.2% |
| Sysmiss | | 16723 | |
| <i>Warning: these figures indicate the number of cases found in the data file. They cannot be interpreted as summary statistics of the population of interest.</i> | | | |

File : AHRI.Vukuzazi.HomeRecruitment.2021.V2.02

IndividualId: Vukuzazi unique Internal Id of Individual

Information [Type= continuous] [Format=numeric] [Range= 1-39017] [Missing=*]

Statistics [NW/ W] [Valid=38998 /-] [Invalid=0 /-] [Mean=19500.163 /-] [StdDev=11258.442 /-]

HomesteadVisitDate: Date of visit at the homestead

Information [Type= discrete] [Format=character] [Missing=*]

Statistics [NW/ W] [Valid=29730 /-]

MobileClinicVisitDate: Date of visit at the Vukuzazi mobile clinic

Information [Type= discrete] [Format=character] [Missing=*]

Statistics [NW/ W] [Valid=18299 /-]

WeekBlock: WeekBlock

Information [Type= discrete] [Format=character] [Missing=*]

Statistics [NW/ W] [Valid=38998 /-] [Invalid=0 /-]

Week: Week

Information [Type= continuous] [Format=numeric] [Range= 1-45] [Missing=*]

Statistics [NW/ W] [Valid=38997 /-] [Invalid=1 /-] [Mean=23.391 /-] [StdDev=12.951 /-]

ContactAttempt1: Contact Attempt 1

Information [Type= discrete] [Format=numeric] [Range= 1-3] [Missing=*]

Statistics [NW/ W] [Valid=37432 /-] [Invalid=1566 /-]

| Value | Label | Cases | Percentage |
|---------|-------|-------|------------|
| 1 | Yes | 37428 | 100.0% |
| 2 | No | 4 | 0.0% |
| 3 | NA | 0 | |
| Sysmiss | | 1566 | |

Warning: these figures indicate the number of cases found in the data file. They cannot be interpreted as summary statistics of the population of interest.

StaffNameAttempt1: Staff Name Attempt 1

Information [Type= discrete] [Format=character] [Missing=*]

Statistics [NW/ W] [Valid=37413 /-] [Invalid=0 /-]

DateTimeAttempt1: Date Time Attempt 1

Information [Type= discrete] [Format=character] [Missing=*]

Statistics [NW/ W] [Valid=37416 /-]

ContactedAttempt1: At attempt 1, was the participant contacted ?

Information [Type= discrete] [Format=numeric] [Range= 1-3] [Missing=*]

Statistics [NW/ W] [Valid=37424 /-] [Invalid=1574 /-]

| Value | Label | Cases | Percentage |
|---------|-------|-------|------------|
| 1 | Yes | 13286 | 35.5% |
| 2 | No | 24138 | 64.5% |
| 3 | NA | 0 | |
| Sysmiss | | 1574 | |

Warning: these figures indicate the number of cases found in the data file. They cannot be interpreted as summary statistics of the population of interest.

File : AHRI.Vukuzazi.HomeRecruitment.2021.V2.02

ProxyAvailableAttempt1: At attempt 1, was a Proxy respondent available and willing to discuss accepting

Information [Type= discrete] [Format=numeric] [Range= 1-3] [Missing=*]

Statistics [NW/ W] [Valid=22949 /-] [Invalid=16049 /-]

| Value | Label | Cases | Percentage |
|---------|-------|-------|------------|
| 1 | Yes | 12838 | 55.9% |
| 2 | No | 10111 | 44.1% |
| 3 | NA | 0 | |
| Sysmiss | | 16049 | |

Warning: these figures indicate the number of cases found in the data file. They cannot be interpreted as summary statistics of the population of interest.

ProxyRelationAttempt1: At attempt 1, how is the Proxy respondent related to the participant?

Information [Type= discrete] [Format=numeric] [Range= 1-8] [Missing=*]

Statistics [NW/ W] [Valid=12846 /-] [Invalid=26152 /-]

ProxyRelationOtherAttempt1: At attempt 1, other relation to Proxy respondent?

Information [Type= discrete] [Format=character] [Missing=*]

Statistics [NW/ W] [Valid=2216 /-] [Invalid=0 /-]

ProxyVerifyAttempt1: At attempt 1, fieldworker verified the participant's details with the Proxy respo

Information [Type= discrete] [Format=numeric] [Range= 1-3] [Missing=*]

Statistics [NW/ W] [Valid=12853 /-] [Invalid=26145 /-]

| Value | Label | Cases | Percentage |
|---------|-------|-------|------------|
| 1 | Yes | 12835 | 99.9% |
| 2 | No | 18 | 0.1% |
| 3 | NA | 0 | |
| Sysmiss | | 26145 | |

Warning: these figures indicate the number of cases found in the data file. They cannot be interpreted as summary statistics of the population of interest.

ResidentAttempt1: At attempt 1, does the participant live here and spend most of their evenings her

Information [Type= discrete] [Format=numeric] [Range= 1-3] [Missing=*]

Statistics [NW/ W] [Valid=12821 /-] [Invalid=26177 /-]

| Value | Label | Cases | Percentage |
|---------|-------|-------|------------|
| 1 | Yes | 12790 | 99.8% |
| 2 | No | 31 | 0.2% |
| 3 | NA | 0 | |
| Sysmiss | | 26177 | |

Warning: these figures indicate the number of cases found in the data file. They cannot be interpreted as summary statistics of the population of interest.

VerificationAttempt1: At attempt 1, fieldworker confirmed they had verified the participant's details a

Information [Type= discrete] [Format=numeric] [Range= 1-3] [Missing=*]

Statistics [NW/ W] [Valid=13306 /-] [Invalid=25692 /-]

| Value | Label | Cases | Percentage |
|---------|-------|-------|------------|
| 1 | Yes | 13304 | 100.0% |
| 2 | No | 2 | 0.0% |
| 3 | NA | 0 | |
| Sysmiss | | 25692 | |

Warning: these figures indicate the number of cases found in the data file. They cannot be interpreted as summary statistics of the population of interest.

File : AHRI.Vukuzazi.HomeRecruitment.2021.V2.02

GuardianPresentAttempt1: Guardian Present Attempt 1

Information [Type= discrete] [Format=numeric] [Range= 1-3] [Missing=*]

Statistics [NW/ W] [Valid=4151 /-] [Invalid=34847 /-]

| Value | Label | Cases | Percentage |
|---------|-------|-------|------------|
| 1 | Yes | 3260 | 78.5% |
| 2 | No | 891 | 21.5% |
| 3 | NA | 0 | |
| Sysmiss | | 34847 | |

Warning: these figures indicate the number of cases found in the data file. They cannot be interpreted as summary statistics of the population of interest.

GuardianConsentAttempt1: Guardian Consent Attempt 1

Information [Type= discrete] [Format=numeric] [Range= 1-3] [Missing=*]

Statistics [NW/ W] [Valid=3260 /-] [Invalid=35738 /-]

| Value | Label | Cases | Percentage |
|---------|-------|-------|------------|
| 1 | Yes | 3205 | 98.3% |
| 2 | No | 55 | 1.7% |
| 3 | NA | 0 | |
| Sysmiss | | 35738 | |

Warning: these figures indicate the number of cases found in the data file. They cannot be interpreted as summary statistics of the population of interest.

SurveyedAttempt1: At attempt 1, was the participant willing to be surveyed?

Information [Type= discrete] [Format=numeric] [Range= 1-3] [Missing=*]

Statistics [NW/ W] [Valid=15661 /-] [Invalid=23337 /-]

| Value | Label | Cases | Percentage |
|---------|-------|-------|------------|
| 1 | Yes | 14532 | 92.8% |
| 2 | No | 701 | 4.5% |
| 3 | NA | 428 | 2.7% |
| Sysmiss | | 23337 | |

Warning: these figures indicate the number of cases found in the data file. They cannot be interpreted as summary statistics of the population of interest.

RefusedAttempt1: Refused Attempt 1

Information [Type= discrete] [Format=numeric] [Range= 1-3] [Missing=*]

Statistics [NW/ W] [Valid=748 /-] [Invalid=38250 /-]

| Value | Label | Cases | Percentage |
|---------|-------|-------|------------|
| 1 | Yes | 693 | 92.6% |
| 2 | No | 55 | 7.4% |
| 3 | NA | 0 | |
| Sysmiss | | 38250 | |

Warning: these figures indicate the number of cases found in the data file. They cannot be interpreted as summary statistics of the population of interest.

RescheduleVisitAttempt1: Reschedule VisitAttempt 1

Information [Type= discrete] [Format=character] [Missing=*]

Statistics [NW/ W] [Valid=8821 /-]

CommentsAttempt1: Comments Attempt 1

Information [Type= discrete] [Format=character] [Missing=*]

Statistics [NW/ W] [Valid=37311 /-] [Invalid=0 /-]

File : AHRI.Vukuzazi.HomeRecruitment.2021.V2.02

ContactAttempt2: Contact Attempt 2

Information [Type= discrete] [Format=numeric] [Range= 1-3] [Missing=*]

Statistics [NW/ W] [Valid=11537 /-] [Invalid=27461 /-]

| Value | Label | Cases | Percentage |
|---------|-------|-------|------------|
| 1 | Yes | 3653 | 31.7% |
| 2 | No | 7884 | 68.3% |
| 3 | NA | 0 | |
| Sysmiss | | 27461 | |

Warning: these figures indicate the number of cases found in the data file. They cannot be interpreted as summary statistics of the population of interest.

StaffNameAttempt2: Staff Name Attempt 2

Information [Type= discrete] [Format=character] [Missing=*]

Statistics [NW/ W] [Valid=3686 /-] [Invalid=0 /-]

DateTimeAttempt2: Date Time Attempt 2

Information [Type= discrete] [Format=character] [Missing=*]

Statistics [NW/ W] [Valid=3681 /-]

ContactedAttempt2: At attempt 2, was the participant contacted ?

Information [Type= discrete] [Format=numeric] [Range= 1-3] [Missing=*]

Statistics [NW/ W] [Valid=3683 /-] [Invalid=35315 /-]

| Value | Label | Cases | Percentage |
|---------|-------|-------|------------|
| 1 | Yes | 1071 | 29.1% |
| 2 | No | 2612 | 70.9% |
| 3 | NA | 0 | |
| Sysmiss | | 35315 | |

Warning: these figures indicate the number of cases found in the data file. They cannot be interpreted as summary statistics of the population of interest.

ProxyAvailableAttempt2: At attempt 2, was a Proxy respondent available and willing to discuss accepting

Information [Type= discrete] [Format=numeric] [Range= 1-3] [Missing=*]

Statistics [NW/ W] [Valid=2093 /-] [Invalid=36905 /-]

| Value | Label | Cases | Percentage |
|---------|-------|-------|------------|
| 1 | Yes | 712 | 34.0% |
| 2 | No | 1381 | 66.0% |
| 3 | NA | 0 | |
| Sysmiss | | 36905 | |

Warning: these figures indicate the number of cases found in the data file. They cannot be interpreted as summary statistics of the population of interest.

ProxyRelationAttempt2: At attempt 2,how is the Proxy respondent related to the participant?

Information [Type= discrete] [Format=numeric] [Range= 1-8] [Missing=*]

Statistics [NW/ W] [Valid=713 /-] [Invalid=38285 /-]

ProxyRelationOtherAttempt2: At attempt 2, other relation to Proxy respondent?

Information [Type= discrete] [Format=character] [Missing=*]

Statistics [NW/ W] [Valid=232 /-] [Invalid=0 /-]

ProxyVerifyAttempt2: At attempt 2,fieldworker verified the participant's details with the Proxy respon

Information [Type= discrete] [Format=numeric] [Range= 1-3] [Missing=*]

File : AHRI.Vukuzazi.HomeRecruitment.2021.V2.02

ProxyVerifyAttempt2: At attempt 2,fieldworker verified the participant's details with the Proxy respon

Statistics [NW/ W] [Valid=710 /-] [Invalid=38288 /-]

| Value | Label | Cases | Percentage |
|---------|-------|-------|------------|
| 1 | Yes | 707 | 99.6% |
| 2 | No | 3 | 0.4% |
| 3 | NA | 0 | |
| Sysmiss | | 38288 | |

Warning: these figures indicate the number of cases found in the data file. They cannot be interpreted as summary statistics of the population of interest.

ResidentAttempt2: At attempt 2,does the participant live here and spend most of their evenings here

Information [Type= discrete] [Format=numeric] [Range= 1-3] [Missing=*]

Statistics [NW/ W] [Valid=707 /-] [Invalid=38291 /-]

| Value | Label | Cases | Percentage |
|---------|-------|-------|------------|
| 1 | Yes | 706 | 99.9% |
| 2 | No | 1 | 0.1% |
| 3 | NA | 0 | |
| Sysmiss | | 38291 | |

Warning: these figures indicate the number of cases found in the data file. They cannot be interpreted as summary statistics of the population of interest.

VerificationAttempt2: At attempt 3,fieldworker confirmed they had verified the participant's details an

Information [Type= discrete] [Format=numeric] [Range= 1-3] [Missing=*]

Statistics [NW/ W] [Valid=1076 /-] [Invalid=37922 /-]

| Value | Label | Cases | Percentage |
|---------|-------|-------|------------|
| 1 | Yes | 1076 | 100.0% |
| 2 | No | 0 | |
| 3 | NA | 0 | |
| Sysmiss | | 37922 | |

Warning: these figures indicate the number of cases found in the data file. They cannot be interpreted as summary statistics of the population of interest.

GuardianPresentAttempt2: Guardian Present Attempt 2

Information [Type= discrete] [Format=numeric] [Range= 1-3] [Missing=*]

Statistics [NW/ W] [Valid=527 /-] [Invalid=38471 /-]

| Value | Label | Cases | Percentage |
|---------|-------|-------|------------|
| 1 | Yes | 276 | 52.4% |
| 2 | No | 251 | 47.6% |
| 3 | NA | 0 | |
| Sysmiss | | 38471 | |

Warning: these figures indicate the number of cases found in the data file. They cannot be interpreted as summary statistics of the population of interest.

GuardianConsentAttempt2: Guardian Consent Attempt 2

Information [Type= discrete] [Format=numeric] [Range= 1-3] [Missing=*]

Statistics [NW/ W] [Valid=275 /-] [Invalid=38723 /-]

| Value | Label | Cases | Percentage |
|-------|-------|-------|------------|
| 1 | Yes | 263 | 95.6% |
| 2 | No | 12 | 4.4% |
| 3 | NA | 0 | |

File : AHRI.Vukuzazi.HomeRecruitment.2021.V2.02

GuardianConsentAttempt2: Guardian Consent Attempt 2

| Value | Label | Cases | Percentage |
|---------|-------|-------|------------|
| Sysmiss | | 38723 | |

Warning: these figures indicate the number of cases found in the data file. They cannot be interpreted as summary statistics of the population of interest.

SurveyedAttempt2: At attempt 2,was the participant willing to be surveyed?

| | |
|---------------------------|--|
| Information | [Type= discrete] [Format=numeric] [Range= 1-3] [Missing=*] |
| Statistics [NW/ W] | [Valid=1181 /-] [Invalid=37817 /-] |

| Value | Label | Cases | Percentage |
|---------|-------|-------|------------|
| 1 | Yes | 1075 | 91.0% |
| 2 | No | 98 | 8.3% |
| 3 | NA | 8 | 0.7% |
| Sysmiss | | 37817 | |

Warning: these figures indicate the number of cases found in the data file. They cannot be interpreted as summary statistics of the population of interest.

RefusedAttempt2: Refused Attempt 2

| | |
|---------------------------|--|
| Information | [Type= discrete] [Format=numeric] [Range= 1-3] [Missing=*] |
| Statistics [NW/ W] | [Valid=106 /-] [Invalid=38892 /-] |

| Value | Label | Cases | Percentage |
|---------|-------|-------|------------|
| 1 | Yes | 100 | 94.3% |
| 2 | No | 6 | 5.7% |
| 3 | NA | 0 | |
| Sysmiss | | 38892 | |

Warning: these figures indicate the number of cases found in the data file. They cannot be interpreted as summary statistics of the population of interest.

RescheduleVisitAttempt2: Reschedule Visit Attempt 2

| | |
|---------------------------|---|
| Information | [Type= discrete] [Format=character] [Missing=*] |
| Statistics [NW/ W] | [Valid=1692 /-] |

CommentsAttempt2: Comments Attempt 2

| | |
|---------------------------|---|
| Information | [Type= discrete] [Format=character] [Missing=*] |
| Statistics [NW/ W] | [Valid=3675 /-] [Invalid=0 /-] |

ContactAttempt3: Contact Attempt 3

| | |
|---------------------------|--|
| Information | [Type= discrete] [Format=numeric] [Range= 1-3] [Missing=*] |
| Statistics [NW/ W] | [Valid=1911 /-] [Invalid=37087 /-] |

| Value | Label | Cases | Percentage |
|---------|-------|-------|------------|
| 1 | Yes | 745 | 39.0% |
| 2 | No | 1166 | 61.0% |
| 3 | NA | 0 | |
| Sysmiss | | 37087 | |

Warning: these figures indicate the number of cases found in the data file. They cannot be interpreted as summary statistics of the population of interest.

StaffNameAttempt3: Staff Name Attempt 3

| | |
|---------------------------|---|
| Information | [Type= discrete] [Format=character] [Missing=*] |
| Statistics [NW/ W] | [Valid=752 /-] [Invalid=0 /-] |

File : AHRI.Vukuzazi.HomeRecruitment.2021.V2.02

DateTimeAttempt3: Date Time Attempt 3

Information [Type= discrete] [Format=character] [Missing=*]

Statistics [NW/ W] [Valid=752 /-]

ContactedAttempt3: At attempt 3, was the participant contacted ?

Information [Type= discrete] [Format=numeric] [Range= 1-3] [Missing=*]

Statistics [NW/ W] [Valid=750 /-] [Invalid=38248 /-]

| Value | Label | Cases | Percentage |
|---------|-------|-------|------------|
| 1 | Yes | 119 | 15.9% |
| 2 | No | 631 | 84.1% |
| 3 | NA | 0 | |
| Sysmiss | | 38248 | |

Warning: these figures indicate the number of cases found in the data file. They cannot be interpreted as summary statistics of the population of interest.

ProxyAvailableAttempt3: At attempt 3,was a Proxy respondent available and willing to discuss accepting t

Information [Type= discrete] [Format=numeric] [Range= 1-3] [Missing=*]

Statistics [NW/ W] [Valid=275 /-] [Invalid=38723 /-]

| Value | Label | Cases | Percentage |
|---------|-------|-------|------------|
| 1 | Yes | 29 | 10.5% |
| 2 | No | 246 | 89.5% |
| 3 | NA | 0 | |
| Sysmiss | | 38723 | |

Warning: these figures indicate the number of cases found in the data file. They cannot be interpreted as summary statistics of the population of interest.

ProxyRelationAttempt3: At attempt 3,how is the Proxy respondent related to the participant?

Information [Type= discrete] [Format=character] [Missing=*]

Statistics [NW/ W] [Valid=29 /-] [Invalid=0 /-]

ProxyRelationOtherAttempt3: At attempt 3,other relation to Proxy respondent?

Information [Type= discrete] [Format=character] [Missing=*]

Statistics [NW/ W] [Valid=9 /-] [Invalid=0 /-]

ProxyVerifyAttempt3: At attempt 3,fieldworker verified the participant's details with the Proxy respon

Information [Type= discrete] [Format=numeric] [Range= 1-3] [Missing=*]

Statistics [NW/ W] [Valid=29 /-] [Invalid=38969 /-]

| Value | Label | Cases | Percentage |
|---------|-------|-------|------------|
| 1 | Yes | 29 | 100.0% |
| 2 | No | 0 | |
| 3 | NA | 0 | |
| Sysmiss | | 38969 | |

Warning: these figures indicate the number of cases found in the data file. They cannot be interpreted as summary statistics of the population of interest.

ResidentAttempt3: At attempt 3,does the participant live here and spend most of their evenings here

Information [Type= discrete] [Format=numeric] [Range= 1-3] [Missing=*]

Statistics [NW/ W] [Valid=29 /-] [Invalid=38969 /-]

| Value | Label | Cases | Percentage |
|-------|-------|-------|------------|
| 1 | Yes | 29 | 100.0% |

File : AHRI.Vukuzazi.HomeRecruitment.2021.V2.02

ResidentAttempt3: At attempt 3,does the participant live here and spend most of their evenings here

| Value | Label | Cases | Percentage |
|---------|-------|-------|------------|
| 2 | No | 0 | |
| 3 | NA | 0 | |
| Sysmiss | | 38969 | |

Warning: these figures indicate the number of cases found in the data file. They cannot be interpreted as summary statistics of the population of interest.

VerificationAttempt3: Verification Attempt 3

| | |
|---------------------------|--|
| Information | [Type= discrete] [Format=numeric] [Range= 1-1] [Missing=*] |
| Statistics [NW/ W] | [Valid=119 /-] [Invalid=38879 /-] |

GuardianPresentAttempt3: Guardian Present Attempt 3

| | |
|---------------------------|--|
| Information | [Type= discrete] [Format=numeric] [Range= 1-3] [Missing=*] |
| Statistics [NW/ W] | [Valid=90 /-] [Invalid=38908 /-] |

| Value | Label | Cases | Percentage |
|---------|-------|-------|------------|
| 1 | Yes | 26 | 28.9% |
| 2 | No | 64 | 71.1% |
| 3 | NA | 0 | |
| Sysmiss | | 38908 | |

Warning: these figures indicate the number of cases found in the data file. They cannot be interpreted as summary statistics of the population of interest.

GuardianConsentAttempt3: Guardian Consent Attempt 3

| | |
|---------------------------|--|
| Information | [Type= discrete] [Format=numeric] [Range= 1-3] [Missing=*] |
| Statistics [NW/ W] | [Valid=26 /-] [Invalid=38972 /-] |

| Value | Label | Cases | Percentage |
|---------|-------|-------|------------|
| 1 | Yes | 26 | 100.0% |
| 2 | No | 0 | |
| 3 | NA | 0 | |
| Sysmiss | | 38972 | |

Warning: these figures indicate the number of cases found in the data file. They cannot be interpreted as summary statistics of the population of interest.

SurveyedAttempt3: At attempt 3,was the participant willing to be surveyed?

| | |
|---------------------------|--|
| Information | [Type= discrete] [Format=numeric] [Range= 1-3] [Missing=*] |
| Statistics [NW/ W] | [Valid=123 /-] [Invalid=38875 /-] |

| Value | Label | Cases | Percentage |
|---------|-------|-------|------------|
| 1 | Yes | 114 | 92.7% |
| 2 | No | 8 | 6.5% |
| 3 | NA | 1 | 0.8% |
| Sysmiss | | 38875 | |

Warning: these figures indicate the number of cases found in the data file. They cannot be interpreted as summary statistics of the population of interest.

| # RefusedAttempt3: Refused Attempt 3 | | | |
|--|---|--------------|-------------------|
| Information | [Type= discrete] [Format=numeric] [Range= 1-3] [Missing=*] | | |
| Statistics [NW/ W] | [Valid=8 /-] [Invalid=38990 /-] | | |
| Value | Label | Cases | Percentage |
| 1 | Yes | 8 | 100.0% |
| 2 | No | 0 | |
| 3 | NA | 0 | |
| Sysmiss | | 38990 | |
| <i>Warning: these figures indicate the number of cases found in the data file. They cannot be interpreted as summary statistics of the population of interest.</i> | | | |
| # RescheduleVisitAttempt3: Reschedule Visit Attempt 3 | | | |
| Information | [Type= discrete] [Format=character] [Missing=*] | | |
| Statistics [NW/ W] | [Valid=585 /-] | | |
| # CommentsAttempt3: Comments Attempt 3 | | | |
| Information | [Type= discrete] [Format=character] [Missing=*] | | |
| Statistics [NW/ W] | [Valid=747 /-] [Invalid=0 /-] | | |
| # ParentAssent: Parent/guardian consent to allow child (15-17 year old) to participate in the stu | | | |
| Information | [Type= discrete] [Format=numeric] [Range= 1-3] [Missing=*] | | |
| Statistics [NW/ W] | [Valid=3120 /-] [Invalid=35878 /-] | | |
| Value | Label | Cases | Percentage |
| 1 | Yes | 3038 | 97.4% |
| 2 | No | 82 | 2.6% |
| 3 | NA | 0 | |
| Sysmiss | | 35878 | |
| <i>Warning: these figures indicate the number of cases found in the data file. They cannot be interpreted as summary statistics of the population of interest.</i> | | | |
| # RefusedBy: Who refuse participation? | | | |
| Information | [Type= discrete] [Format=numeric] [Range= 1-96] [Missing=*] | | |
| Statistics [NW/ W] | [Valid=791 /-] [Invalid=38207 /-] | | |
| Value | Label | Cases | Percentage |
| 1 | Self | 669 | 84.6% |
| 2 | Partner | 32 | 4.0% |
| 3 | HH Head | 33 | 4.2% |
| 4 | BS Owner | 10 | 1.3% |
| 5 | Parent/Guardian | 35 | 4.4% |
| 96 | | 12 | 1.5% |
| Sysmiss | | 38207 | |
| <i>Warning: these figures indicate the number of cases found in the data file. They cannot be interpreted as summary statistics of the population of interest.</i> | | | |
| # NonContactReason: Reasons for non contact | | | |
| Information | [Type= discrete] [Format=numeric] [Range= 4-96] [Missing=*/101] | | |
| Statistics [NW/ W] | [Valid=6924 /-] [Invalid=32074 /-] | | |
| Value | Label | Cases | Percentage |
| 4 | Not found after 3 attempts | 1746 | 25.2% |
| 7 | Temporarily away for more than 2 months | 440 | 6.4% |
| 8 | Stay in currently Avoided BS/HH | 15 | 0.2% |

| # NonContactReason: Reasons for non contact | | | |
|--|---|-------|------------|
| Value | Label | Cases | Percentage |
| 9 | Outmigrated to unknown destination | 432 | 6.2% |
| 10 | Out-migrated within PIPSA, but unable to visit | 0 | |
| 11 | Out-migrated within PIPSA, but unable to visit | 756 | 10.9% |
| 12 | Contacted, but unable to conduct survey | 298 | 4.3% |
| 13 | Unable to acquire parental consent after 3x contact visits | 6 | 0.1% |
| 96 | Other | 3231 | 46.7% |
| 101 | .. | 0 | |
| Sysmiss | | 32074 | |
| <i>Warning: these figures indicate the number of cases found in the data file. They cannot be interpreted as summary statistics of the population of interest.</i> | | | |
| # NonContactReasonOther: Other reason for non contact | | | |
| Information | [Type= discrete] [Format=character] [Missing=*] | | |
| Statistics [NW/ W] | [Valid=3301 /-] [Invalid=0 /-] | | |
| # PrematureCompletion: Premature Completion | | | |
| Information | [Type= discrete] [Format=numeric] [Range= 1-3] [Missing=*] | | |
| Statistics [NW/ W] | [Valid=24110 /-] [Invalid=14888 /-] | | |
| Value | Label | Cases | Percentage |
| 1 | Yes | 2903 | 12.0% |
| 2 | No | 21207 | 88.0% |
| 3 | NA | 0 | |
| Sysmiss | | 14888 | |
| <i>Warning: these figures indicate the number of cases found in the data file. They cannot be interpreted as summary statistics of the population of interest.</i> | | | |
| # PrematureCompletionReasons: Premature Completion Reasons | | | |
| Information | [Type= discrete] [Format=numeric] [Range= 1-96] [Missing=*] | | |
| Statistics [NW/ W] | [Valid=2895 /-] [Invalid=36103 /-] | | |
| Value | Label | Cases | Percentage |
| 1 | Reported dead? | 382 | 13.2% |
| 2 | Outmigrated outside PIPSA | 2401 | 82.9% |
| 96 | Other | 112 | 3.9% |
| Sysmiss | | 36103 | |
| <i>Warning: these figures indicate the number of cases found in the data file. They cannot be interpreted as summary statistics of the population of interest.</i> | | | |
| # Contacted: Contacted for the survey | | | |
| Information | [Type= discrete] [Format=numeric] [Range= 1-3] [Missing=*] | | |
| Statistics [NW/ W] | [Valid=37440 /-] [Invalid=1558 /-] | | |
| Value | Label | Cases | Percentage |
| 1 | Yes | 15705 | 41.9% |
| 2 | No | 21735 | 58.1% |
| 3 | NA | 0 | |
| Sysmiss | | 1558 | |
| <i>Warning: these figures indicate the number of cases found in the data file. They cannot be interpreted as summary statistics of the population of interest.</i> | | | |
| # Refused: Refused survey participation | | | |
| Information | [Type= discrete] [Format=numeric] [Range= 1-3] [Missing=*] | | |
| Statistics [NW/ W] | [Valid=37440 /-] [Invalid=1558 /-] | | |

| # Refused: Refused survey participation | | | |
|--|---|-------|------------|
| Value | Label | Cases | Percentage |
| 1 | Yes | 801 | 2.1% |
| 2 | No | 36639 | 97.9% |
| 3 | NA | 0 | |
| Sysmiss | | 1558 | |
| <i>Warning: these figures indicate the number of cases found in the data file. They cannot be interpreted as summary statistics of the population of interest.</i> | | | |
| # ParentAssentFinal1: Final parent assent | | | |
| Information | [Type= discrete] [Format=numeric] [Range= 1-3] [Missing=*] | | |
| Statistics [NW/ W] | [Valid=37190 /-] [Invalid=1808 /-] | | |
| Value | Label | Cases | Percentage |
| 1 | Yes | 3416 | 9.2% |
| 2 | No | 33774 | 90.8% |
| 3 | NA | 0 | |
| Sysmiss | | 1808 | |
| <i>Warning: these figures indicate the number of cases found in the data file. They cannot be interpreted as summary statistics of the population of interest.</i> | | | |
| # Proxy: Proxy participant | | | |
| Information | [Type= discrete] [Format=numeric] [Range= 1-3] [Missing=*] | | |
| Statistics [NW/ W] | [Valid=37184 /-] [Invalid=1814 /-] | | |
| Value | Label | Cases | Percentage |
| 1 | Yes | 13573 | 36.5% |
| 2 | No | 23611 | 63.5% |
| 3 | NA | 0 | |
| Sysmiss | | 1814 | |
| <i>Warning: these figures indicate the number of cases found in the data file. They cannot be interpreted as summary statistics of the population of interest.</i> | | | |
| # Outcome: Home Recruitment final outcome | | | |
| Information | [Type= discrete] [Format=numeric] [Range= 1-10] [Missing=*] | | |
| Statistics [NW/ W] | [Valid=38998 /-] [Invalid=0 /-] | | |
| Value | Label | Cases | Percentage |
| 1 | Did not attend mobile clinic | 8505 | 21.8% |
| 2 | Lacked capacity | 199 | 0.5% |
| 3 | Disenrolled from the study | 15 | 0.0% |
| 4 | Enrolled into the study | 18041 | 46.3% |
| 5 | Non-contact | 6794 | 17.4% |
| 6 | Premature-completion | 2897 | 7.4% |
| 7 | Refused invitation card | 798 | 2.0% |
| 8 | No attempt made | 1562 | 4.0% |
| 9 | Unknown | 151 | 0.4% |
| 10 | Refused study enrolment | 36 | 0.1% |
| <i>Warning: these figures indicate the number of cases found in the data file. They cannot be interpreted as summary statistics of the population of interest.</i> | | | |
| # ParentAssentFinal2: Final parent assent 2 | | | |
| Information | [Type= discrete] [Format=numeric] [Range= 1-3] [Missing=*] | | |
| Statistics [NW/ W] | [Valid=37190 /-] [Invalid=1808 /-] | | |

| # ParentAssentFinal2: Final parent assent 2 | | | |
|--|--|--------------|-------------------|
| Value | Label | Cases | Percentage |
| 1 | Yes | 3416 | 9.2% |
| 2 | No | 33774 | 90.8% |
| 3 | NA | 0 | |
| Sysmiss | | 1808 | |
| <i>Warning: these figures indicate the number of cases found in the data file. They cannot be interpreted as summary statistics of the population of interest.</i> | | | |
| # ReceivedInvitationCard: Received Invitation Card | | | |
| Information | [Type= discrete] [Format=numeric] [Range= 1-3] [Missing=*] | | |
| Statistics [NW/ W] | [Valid=26864 /-] [Invalid=12134 /-] | | |
| Value | Label | Cases | Percentage |
| 1 | Yes | 26863 | 100.0% |
| 2 | No | 1 | 0.0% |
| 3 | NA | 0 | |
| Sysmiss | | 12134 | |
| <i>Warning: these figures indicate the number of cases found in the data file. They cannot be interpreted as summary statistics of the population of interest.</i> | | | |
| # FieldWorker: FieldWorker | | | |
| Information | [Type= discrete] [Format=character] [Missing=*] | | |
| Statistics [NW/ W] | [Valid=37346 /-] [Invalid=0 /-] | | |
| # ClinicAppointmentDate: Clinic Appointment Date | | | |
| Information | [Type= discrete] [Format=character] [Missing=*] | | |
| Statistics [NW/ W] | [Valid=26833 /-] | | |
| # ProxyParticipant: Proxy Participant | | | |
| Information | [Type= discrete] [Format=numeric] [Range= 1-2] [Missing=*] | | |
| Statistics [NW/ W] | [Valid=26869 /-] [Invalid=12129 /-] | | |
| Value | Label | Cases | Percentage |
| 1 | Yes | 13694 | 51.0% |
| 2 | No | 13175 | 49.0% |
| Sysmiss | | 12129 | |
| <i>Warning: these figures indicate the number of cases found in the data file. They cannot be interpreted as summary statistics of the population of interest.</i> | | | |
| # ParentalConsent: Parental consent | | | |
| Information | [Type= discrete] [Format=numeric] [Range= 1-3] [Missing=*] | | |
| Statistics [NW/ W] | [Valid=3110 /-] [Invalid=35888 /-] | | |
| Value | Label | Cases | Percentage |
| 1 | Yes | 3035 | 97.6% |
| 2 | No | 75 | 2.4% |
| 3 | NA | 0 | |
| Sysmiss | | 35888 | |
| <i>Warning: these figures indicate the number of cases found in the data file. They cannot be interpreted as summary statistics of the population of interest.</i> | | | |
| # FunctionalCommunityArea: PIP Functional Community Area | | | |
| Information | [Type= discrete] [Format=character] [Missing=*] | | |
| Statistics [NW/ W] | [Valid=38998 /-] [Invalid=0 /-] | | |

File : AHRI.Vukuzazi.Individuals.2021.V2.02

IndividualId: Vukuzazi unique individual Id

Information [Type= continuous] [Format=numeric] [Range= 1-39017] [Missing=*]

Statistics [NW/ W] [Valid=38994 /-] [Invalid=0 /-] [Mean=19499.268 /-] [StdDev=11258.305 /-]

IIntId: PIP Individual identifier

Information [Type= continuous] [Format=numeric] [Range= 17-247677] [Missing=*]

Statistics [NW/ W] [Valid=38994 /-] [Invalid=0 /-] [Mean=83000.441 /-] [StdDev=56694.503 /-]

Sex: Sex

Information [Type= discrete] [Format=numeric] [Range= 1-9] [Missing=*]

Statistics [NW/ W] [Valid=38994 /-] [Invalid=0 /-]

| Value | Label | Cases | Percentage |
|-------|---------|-------|------------|
| 1 | Male | 16344 | 41.9% |
| 2 | Female | 22650 | 58.1% |
| 9 | Unknown | 0 | |

Warning: these figures indicate the number of cases found in the data file. They cannot be interpreted as summary statistics of the population of interest.

StudyOutcome: Individual study outcome

Information [Type= discrete] [Format=numeric] [Range= 1-10] [Missing=*]

Statistics [NW/ W] [Valid=38994 /-] [Invalid=0 /-]

| Value | Label | Cases | Percentage |
|-------|------------------------------|-------|------------|
| 1 | Did not attend mobile clinic | 8504 | 21.8% |
| 2 | Lacked capacity | 199 | 0.5% |
| 3 | Disenrolled from the study | 15 | 0.0% |
| 4 | Enrolled into the study | 18041 | 46.3% |
| 5 | Non-contact | 6793 | 17.4% |
| 6 | Premature-completion | 2896 | 7.4% |
| 7 | Refused invitation card | 798 | 2.0% |
| 8 | No attempt made | 1561 | 4.0% |
| 9 | Incomplete visit | 151 | 0.4% |
| 10 | Refused study enrolment | 36 | 0.1% |

Warning: these figures indicate the number of cases found in the data file. They cannot be interpreted as summary statistics of the population of interest.

HomesteadVisitDate: Date of visit at the homestead

Information [Type= discrete] [Format=character] [Missing=*]

Statistics [NW/ W] [Valid=29728 /-]

MobileClinicVisitDate: Date of visit at the Vukuzazi mobile clinic

Information [Type= discrete] [Format=character] [Missing=*]

Statistics [NW/ W] [Valid=18299 /-]

AgeAtRecruitment: Age at recruitment

Information [Type= continuous] [Format=numeric] [Range= 14-90] [Missing=*]

Statistics [NW/ W] [Valid=29728 /-] [Invalid=9266 /-] [Mean=37.611 /-] [StdDev=18.676 /-]

AgeAtRecruitmentCat: Age category at recruitment

Information [Type= discrete] [Format=numeric] [Range= 1-12] [Missing=*]

Statistics [NW/ W] [Valid=29728 /-] [Invalid=9266 /-]

File : AHRI.Vukuzazi.Individuals.2021.V2.02

AgeAtRecruitmentCat: Age category at recruitment

| Value | Label | Cases | Percentage |
|---------|-------|-------|------------|
| 1 | <20 | 5571 | 18.7% |
| 2 | 20-24 | 3923 | 13.2% |
| 3 | 25-29 | 3307 | 11.1% |
| 4 | 30-34 | 3018 | 10.2% |
| 5 | 35-39 | 2442 | 8.2% |
| 6 | 40-44 | 1921 | 6.5% |
| 7 | 45-49 | 1653 | 5.6% |
| 8 | 50-54 | 1579 | 5.3% |
| 9 | 55-59 | 1655 | 5.6% |
| 10 | 60-64 | 1460 | 4.9% |
| 11 | 65-69 | 1107 | 3.7% |
| 12 | 70+ | 2092 | 7.0% |
| Sysmiss | | 9266 | |

Warning: these figures indicate the number of cases found in the data file. They cannot be interpreted as summary statistics of the population of interest.

AgeAtEnrolment: Age at enrolment

| | |
|---------------------------|--|
| Information | [Type= continuous] [Format=numeric] [Range= 15-90] [Missing=*] |
| Statistics [NW/ W] | [Valid=18370 /-] [Invalid=20624 /-] [Mean=40.66 /-] [StdDev=19.618 /-] |

AgeAtEnrolmentCat: Age category at enrolment

| | |
|---------------------------|---|
| Information | [Type= discrete] [Format=numeric] [Range= 1-12] [Missing=*] |
| Statistics [NW/ W] | [Valid=18370 /-] [Invalid=20624 /-] |

| Value | Label | Cases | Percentage |
|---------|-------|-------|------------|
| 1 | <20 | 3027 | 16.5% |
| 2 | 20-24 | 1990 | 10.8% |
| 3 | 25-29 | 1743 | 9.5% |
| 4 | 30-34 | 1680 | 9.1% |
| 5 | 35-39 | 1480 | 8.1% |
| 6 | 40-44 | 1208 | 6.6% |
| 7 | 45-49 | 1125 | 6.1% |
| 8 | 50-54 | 1160 | 6.3% |
| 9 | 55-59 | 1219 | 6.6% |
| 10 | 60-64 | 1153 | 6.3% |
| 11 | 65-69 | 880 | 4.8% |
| 12 | 70+ | 1705 | 9.3% |
| Sysmiss | | 20624 | |

Warning: these figures indicate the number of cases found in the data file. They cannot be interpreted as summary statistics of the population of interest.

HHIntId: PIP unique household Id

| | |
|---------------------------|--|
| Information | [Type= continuous] [Format=numeric] [Range= 11-43353] [Missing=*] |
| Statistics [NW/ W] | [Valid=38971 /-] [Invalid=23 /-] [Mean=13824.707 /-] [StdDev=11451.942 /-] |

BSIntId: PIP unique bounded structure Id

| | |
|---------------------------|---|
| Information | [Type= continuous] [Format=numeric] [Range= 11-92378] [Missing=*] |
| Statistics [NW/ W] | [Valid=38994 /-] [Invalid=0 /-] [Mean=10924.442 /-] [StdDev=14378.379 /-] |