

South Africa

Dr Maryam, Shahmanesh, Africa Health Research Institute

**Isisekelo Sempilo:Baseline Recruitment
of Participants.Release Version 2.0**

Study Documentation

November 14, 2022

Metadata Production

Metadata Producer(s)	Africa Health Research Institute (AHRI)
Identification	DDI.AHRI.IsisekeloSempilo.Baseline.V2.0

Table of Contents

Overview.....	4
Scope & Coverage.....	4
Producers & Sponsors.....	5
Sampling.....	5
Data Collection.....	5
Accessibility.....	5
Files Description.....	7
AHRI.IsisekeloSempilo.AssessmentOfCapacity.2021.v2.....	7
AHRI.IsisekeloSempilo.CombinedDataset.2021.v2.....	7
AHRI.IsisekeloSempilo.CompletionPage.2021.v2.....	7
AHRI.IsisekeloSempilo.ContactAttempts.2021.v2.....	7
AHRI.IsisekeloSempilo.IndividualConsent_Age13-17.2021.v2.....	7
AHRI.IsisekeloSempilo.IndividualConsent_Age18-30.2021.v2.....	7
AHRI.IsisekeloSempilo.IssueInvitationCard.2021.v2.....	7
AHRI.IsisekeloSempilo.ParentGuardianConsent.2021.v2.....	7
AHRI.IsisekeloSempilo.PersonalInformation.2021.v2.....	7
AHRI.IsisekeloSempilo.STISampleCollection.2021.v2.....	8
AHRI.IsisekeloSempilo.STIResults.2022.v2.....	8
Variables List.....	9
AHRI.IsisekeloSempilo.AssessmentOfCapacity.2021.v2.....	9
AHRI.IsisekeloSempilo.CombinedDataset.2021.v2.....	9
AHRI.IsisekeloSempilo.CompletionPage.2021.v2.....	17
AHRI.IsisekeloSempilo.ContactAttempts.2021.v2.....	17
AHRI.IsisekeloSempilo.IndividualConsent_Age13-17.2021.v2.....	20
AHRI.IsisekeloSempilo.IndividualConsent_Age18-30.2021.v2.....	21
AHRI.IsisekeloSempilo.IssueInvitationCard.2021.v2.....	23
AHRI.IsisekeloSempilo.ParentGuardianConsent.2021.v2.....	23
AHRI.IsisekeloSempilo.PersonalInformation.2021.v2.....	24
AHRI.IsisekeloSempilo.STISampleCollection.2021.v2.....	24
AHRI.IsisekeloSempilo.STIResults.2022.v2.....	25
Variables Description.....	26
AHRI.IsisekeloSempilo.AssessmentOfCapacity.2021.v2.....	27
AHRI.IsisekeloSempilo.CombinedDataset.2021.v2.....	29
AHRI.IsisekeloSempilo.CompletionPage.2021.v2.....	65
AHRI.IsisekeloSempilo.ContactAttempts.2021.v2.....	66
AHRI.IsisekeloSempilo.IndividualConsent_Age13-17.2021.v2.....	82
AHRI.IsisekeloSempilo.IndividualConsent_Age18-30.2021.v2.....	89
AHRI.IsisekeloSempilo.IssueInvitationCard.2021.v2.....	95
AHRI.IsisekeloSempilo.ParentGuardianConsent.2021.v2.....	96
AHRI.IsisekeloSempilo.PersonalInformation.2021.v2.....	101
AHRI.IsisekeloSempilo.STISampleCollection.2021.v2.....	103
AHRI.IsisekeloSempilo.STIResults.2022.v2.....	105

Isisekelo Sempilo:Baseline Recruitment of Participants.Release Version 2.0

Overview	
Identification	AHRI.IsisekeloSempilo.Baseline.V2.0
Version	V2.0.0
<p><u>Abstract</u></p> <p>Isisekelo Sempilo: HIV prevention embedded in sexual health: A pilot trial to optimize peer (Thetha Nami) delivery of HIV prevention and care to adolescents and young adults in rural KwaZulu-Natal. Study aim: The overarching goal is to arrest the HIV epidemic and reduce its negative impact on young people in SA through rapidly developing and testing the efficacy and efficiency of tailored HIV care and prevention (including PrEP and UTT) that address demand, optimise access and support adherence in adolescents and young people. Our aim in this phase of the programme is to integrate exciting advances in participatory intervention development, process evaluation and adaptive trials to explore the hypothesis that, innovative and tailored HIV prevention interventions developed with and for young people will optimize models to deliver HIV prevention and care to men and women aged 16-29 living in a high HIV incidence area of rural South Africa. We will use the pilot to optimize the intervention and understand the relative importance of the different components in supporting the uptake of HIV care, prevention and contraception.</p> <p>Specific objectives for the pilot trial:</p> <ol style="list-style-type: none"> 1. Measure the effectiveness of innovative and tailored HIV prevention interventions developed with young people to reduce infectious HIV in 16-29-year-old men and women in rural KZN 2. Evaluate the effectiveness and efficiency of sexually transmitted infection tests with sexual health focused HIV prevention counselling to increase uptake of HIV prevention in eligible 16-29-year-olds in rural KZN. 3. Evaluate the effectiveness and efficiency of area-based peer-navigator psychosocial support to increase uptake for HIV prevention in 16-29-year-olds in rural KZN 4. Assess the acceptability and feasibility of evaluating the effectiveness of multiple combinations of interventions on reducing infectious HIV using multi-arms within a common platform. 	
Unit of Analysis	Basic unit(s) of analysis or observation that the study describes: For PANGEA is each record a sequence from a specimen, or are there multiple records for a single specimen or study participant

Scope & Coverage	
Keywords	HIV prevention, sexual reproductive health, peer navigators, adaptive trial, homebased STI testing
Topics	HIV prevention, sexual reproductive health, peer navigators, adaptive trial, homebased STI testing
Time Period(s)	2020-2021
Countries	South Africa
<p><u>Geographic Coverage</u></p> <p>Demographic surveillance area of the Africa Health Research Institute; KwaZulu-Natal, uMkhanyakude district</p>	
<p><u>Universe</u></p> <p>We will conduct a 2x2 factorial design intervention pilot trial including 1500 men and women aged 16-29-years old and living in the AHRI surveillance area. The study duration will be 18 months. For our primary outcomes of interest, we will assess uptake of comprehensive HIV prevention services, including Pre-Exposure Prophylaxis (PrEP) and Universal Test and Treat (UTT) and the reduction of the proportion of individuals at a population level with infectious HIV (population viral load).</p> <p>Over a period of 12 months after randomisation we will collect routine data on uptake of Thetha Nami and Clinical Services as well as adverse events. At 12 months we will approach all those who consented at baseline by phone, in their homes or wherever they prefer to be seen. Following Informed Consent we will conduct a brief redcap survey to collect information on uptake and experience of HIV prevention and care services, uptake of contraception and incidence of pregnancy, mental health (using PHQ9), and quality of life. We will also offer point of care HIV testing and linkage to care, collect dry blood spot for HIV ELISA and HIV viral load, and offer STI testing and treatment to all. In addition, we will conduct a mixed-</p>	

method process evaluation to collect data on uptake and retention and fidelity of each component of the intervention; assess service users and providers and the community experience, i.e. which facets of the package are valued; and any social harms. Finally, a costing analysis will be undertaken to establish the cost of delivering the intervention through the different models of care.

Producers & Sponsors	
Primary Investigator(s)	Dr Maryam, Shahmanesh, Africa Health Research Institute
Other Producer(s)	Africa Health Research Institute (AHRI)
Funding Agency/ies	3ie (3ie) , Funder National Institute of Health (NIH) , Funder
Other Acknowledgment(s)	Jaco Dreyer , Data management, cleaning and analysis , Africa Health Research Institute

Sampling
<p><u>Sampling Procedure</u></p> <p>Research assistants will approach n=3000 16-29-year old males and females selected from the demographic surveillance area at their homesteads. We expect that 2000 will still be eligible, i.e. aged 16-29 and still living in the surveillance area. Research assistants will provide information about the study to all eligible participants and consent them to the random offer of HIV or sexual health interventions and follow-up with a survey and HIV testing at 12 months. We anticipate that n=1500 [75% (73-77%)] will consent to participate.</p>

Data Collection	
Data Collection Dates	start 2020-03-02 end 2021-05-18

Accessibility
<p><u>Access Conditions</u></p> <p>The representative of the Receiving Organization agrees to comply with the following conditions:</p> <ol style="list-style-type: none"> 1. Access to the restricted data will be limited to the Lead Researcher and other members of the research team listed in this request. 2. Copies of the restricted data or any data created on the basis of the original data will not be copied or made available to anyone other than those mentioned in this Data Access Agreement, unless formally authorized by the Data Archive. 3. The data will only be processed for the stated statistical and research purpose. They will be used for solely for reporting of aggregated information, and not for investigation of specific individuals or organizations. Data will not in any way be used for any administrative, proprietary or law enforcement purposes. 4. The Lead Researcher must state if it is their intention to match the restricted microdata with any other micro-dataset. If any matching is to take place, details must be provided of the datasets to be matched and of the reasons for the matching. Any datasets created as a result of matching will be considered to be restricted and must comply with the terms of this Data Access Agreement. 5. The Lead Researcher undertakes that no attempt will be made to identify any individual person, family, business, enterprise or organization. If such a unique disclosure is made inadvertently, no use will be made of the identity of any person or establishment discovered and full details will be reported to the Data Archive. The identification will not be revealed to any other person not included in the Data Access Agreement. 6. The Lead Researcher will implement security measures to prevent unauthorized access to licensed microdata acquired from the Data Archive. The microdata must be destroyed upon the completion of this research, unless the Data Archive obtains

satisfactory guarantee that the data can be secured and provides written authorization to the Receiving Organization to retain them. Destruction of the microdata will be confirmed in writing by the Lead Researcher to the Data Archive.

7. Any books, articles, conference papers, theses, dissertations, reports, or other publications that employ data obtained from the Data Archive will cite the source of data in accordance with the citation requirement provided with the dataset.

8. An electronic copy of all reports and publications based on the requested data will be sent to the Data Archive.

9. The original collector of the data, the Data Archive, and the relevant funding agencies bear no responsibility for use of the data or for interpretations or inferences based upon such uses.

10. This agreement will come into force on the date that approval is given for access to the restricted dataset and remain in force until the completion date of the project or an earlier date if the project is completed ahead of time.

11. If there are any changes to the project specification, security arrangements, personnel or organization detailed in this application form, it is the responsibility of the Lead Researcher to seek the agreement of the Data Archive to these changes. Where there is a change to the employer organization of the Lead Researcher this will involve a new application being made and termination of the original project.

12. Breaches of the agreement will be taken seriously and the Data Archive will take action against those responsible for the lapse if willful or accidental. Failure to comply with the directions of the Data Archive will be deemed to be a major breach of the agreement and may involve recourse to legal proceedings. The Data Archive will maintain and share with partner data archives a register of those individuals and organizations which are responsible for breaching the terms of the Data Access Agreement and will impose sanctions on release of future data to these parties.

Citation Requirements

Shahmanesh, M. (2022) "Isisekelo Sempilo:Baseline Recruitment of Participants.Release Version 2.0." Africa Health Research Institute. doi: 10.23664/AHRI.ISISEKELOSEMPILO.BASELINE.V2.0.

Files Description

Dataset contains 11 file(s)

AHRI.IsisekeloSempilo.AssessmentOfCapacity.2021.v2

# Cases	3000
# Variable(s)	8

AHRI.IsisekeloSempilo.CombinedDataset.2021.v2

# Cases	3000
# Variable(s)	180

AHRI.IsisekeloSempilo.CompletionPage.2021.v2

# Cases	3000
# Variable(s)	6

AHRI.IsisekeloSempilo.ContactAttempts.2021.v2

# Cases	3000
# Variable(s)	79

AHRI.IsisekeloSempilo.IndividualConsent_Age13-17.2021.v2

# Cases	3000
# Variable(s)	28

AHRI.IsisekeloSempilo.IndividualConsent_Age18-30.2021.v2

# Cases	3000
# Variable(s)	28

AHRI.IsisekeloSempilo.IssueInvitationCard.2021.v2

# Cases	3000
# Variable(s)	5

AHRI.IsisekeloSempilo.ParentGuardianConsent.2021.v2

# Cases	3000
# Variable(s)	23

AHRI.IsisekeloSempilo.PersonalInformation.2021.v2

# Cases	3000
---------	------

# Variable(s)	12
---------------	----

AHRI.IsisekeloSempilo.STISampleCollection.2021.v2	
# Cases	3000
# Variable(s)	16

AHRI.IsisekeloSempilo.STIResults.2022.v2	
# Cases	1760
# Variable(s)	12

Variables List

Dataset contains 397 variable(s)

File AHRI.IsisekeloSempilo.AssessmentOfCapacity.2021.v2							
#	Name	Label	Type	Format	Valid	Invalid	Question
1	project_id	REDCap Project Identifier	discrete	numeric-12.0	3000	0	-
2	event_id	REDCap Event Identifier	discrete	numeric-12.0	3000	0	-
3	IintId	Individual ID	continuous	numeric-12.0	3000	0	-
4	ac_date	Capacity assessment date	discrete	character-11	1779	-	-
5	ac_asses..	HAPPY with Step 1?	discrete	numeric-12.0	1779	1221	-
6	ac_asses..	HAPPY with Step 2?	discrete	numeric-12.0	22	2978	-
7	ac_asses..	HAPPY with Step 3?	discrete	numeric-12.0	22	2978	-
8	ac_asses..	Is this individual capable to participate?	discrete	numeric-12.0	1778	1222	-

File AHRI.IsisekeloSempilo.CombinedDataset.2021.v2							
#	Name	Label	Type	Format	Valid	Invalid	Question
1	project_id	REDCap Project Identifier	discrete	numeric-12.0	3000	0	-
2	event_id	REDCap Event Identifier	discrete	numeric-12.0	3000	0	-
3	IintId	Individual ID	continuous	numeric-12.0	3000	0	-
4	BSIntId	BSID	continuous	numeric-12.0	3000	0	-
5	urban_or..	Is BSID location categorised as urban or rural?	discrete	character-49	3000	0	-
6	HHIntId	HHID	continuous	numeric-12.0	3000	0	-
7	isigodi	Isigodi Name	discrete	character-22	3000	0	-
8	municname	Municipality Name	discrete	character-13	3000	0	-
9	wardno	Ward Number	discrete	numeric-12.0	3000	0	-
10	ca_study..	Study Arm	discrete	numeric-12.0	3000	0	-
11	ca_study..	Study Arm - Description	discrete	character-132	3000	-	-
12	ca_weekb..	Weekblock	discrete	character-5	3000	0	-
13	ca_conta..	Conducting Contact Attempt	discrete	numeric-12.0	3000	0	-
14	ca_staff..	Staff Member	discrete	character-3	3000	0	-
15	ca_datet..	Attempt Date and Time	discrete	character-11	3000	-	-
16	ca_was_c..	Was the participant contacted	discrete	numeric-12.0	3000	0	-
17	ca_was_p..	Was the participant's parent or guardian at home	discrete	numeric-12.0	361	2639	-
18	ca_paren..	Was parent or guardian willing to give Informed Consent?	discrete	numeric-12.0	241	2759	-
19	ca_req_s..	Did the participant asked to be interviewed by a same sex Tracker?	discrete	numeric-12.0	1064	1936	-

File AHRI.IsisekeloSempilo.CombinedDataset.2021.v2

#	Name	Label	Type	Format	Valid	Invalid	Question
20	ca_sames..	What is the reason why the participant requested a same sex Tracker?	discrete	character-1	0	0	-
21	ca_surve..	Was the participant contacted and willing to be surveyed?	discrete	numeric-12.0	1066	1934	-
22	ca_refus..	Did the participant / parent / guardian refused participation?	discrete	numeric-12.0	186	2814	-
23	ca_resch..	Reschedule next visit date	discrete	character-11	1289	-	-
24	ca_conta..	Conducting Contact Attempt	discrete	numeric-12.0	2034	966	-
25	ca_staff..	Staff Member	discrete	character-3	1271	0	-
26	ca_datet..	Attempt Date and Time	discrete	character-11	1271	-	-
27	ca_was_c..	Was the participant contacted	discrete	numeric-12.0	1270	1730	-
28	ca_was_p..	Was the participant's parent or guardian at home	discrete	numeric-12.0	190	2810	-
29	ca_paren..	Was parent or guardian willing to give Informed Consent?	discrete	numeric-12.0	151	2849	-
30	ca_req_s..	Did the participant asked to be interviewed by a same sex Tracker?	discrete	numeric-12.0	697	2303	-
31	ca_sames..	What is the reason why the participant requested a same sex Tracker?	discrete	character-13	1	0	-
32	ca_surve..	Was the participant contacted and willing to be surveyed?	discrete	numeric-12.0	702	2298	-
33	ca_refus..	Did the participant / parent / guardian refused participation?	discrete	numeric-12.0	120	2880	-
34	ca_resch..	Reschedule next visit date	discrete	character-11	443	-	-
35	ca_conta..	Conducting Contact Attempt	discrete	numeric-12.0	610	2390	-
36	ca_staff..	Staff Member	discrete	character-3	481	0	-
37	ca_datet..	Attempt Date and Time	discrete	character-11	481	-	-
38	ca_was_c..	Was the participant contacted	discrete	numeric-12.0	481	2519	-
39	ca_was_p..	Was the participant's parent or guardian at home	discrete	numeric-12.0	62	2938	-
40	ca_paren..	Was parent or guardian willing to give Informed Consent?	discrete	numeric-12.0	50	2950	-
41	ca_req_s..	Did the participant asked to be interviewed by a same sex Tracker?	discrete	numeric-12.0	230	2770	-
42	ca_sames..	What is the reason why the participant requested a same sex Tracker?	discrete	character-1	0	0	-
43	ca_surve..	Was the participant contacted and willing to be surveyed?	discrete	numeric-12.0	229	2771	-

File AHRI.IsisekeloSempilo.CombinedDataset.2021.v2

#	Name	Label	Type	Format	Valid	Invalid	Question
44	ca_refus ..	Did the participant / parent / guardian refused participation?	discrete	numeric-12.0	44	2956	-
45	ca_resch ..	Reschedule next visit date	discrete	character-11	187	-	-
46	ca_conta ..	Conducting Contact Attempt	discrete	numeric-12.0	265	2735	-
47	ca_staff ..	Staff Member	discrete	character-3	188	0	-
48	ca_datet ..	Attempt Date and Time	discrete	character-11	188	-	-
49	ca_was_c ..	Was the participant contacted	discrete	numeric-12.0	187	2813	-
50	ca_was_p ..	Was the participant's parent or guardian at home	discrete	numeric-12.0	19	2981	-
51	ca_paren ..	Was parent or guardian willing to give Informed Consent?	discrete	numeric-12.0	10	2990	-
52	ca_req_s ..	Did the participant asked to be interviewed by a same sex Tracker?	discrete	numeric-12.0	82	2918	-
53	ca_sames ..	What is the reason why the participant requested a same sex Tracker?	discrete	character-1	0	0	-
54	ca_surve ..	Was the participant contacted and willing to be surveyed?	discrete	numeric-12.0	82	2918	-
55	ca_refus ..	Did the participant / parent / guardian refused participation?	discrete	numeric-12.0	27	2973	-
56	ca_resch ..	Reschedule next visit date	discrete	character-11	2	-	-
57	ca_conta ..	Conducting Contact Attempt	discrete	numeric-12.0	118	2882	-
58	ca_staff ..	Staff Member	discrete	character-3	67	0	-
59	ca_datet ..	Attempt Date and Time	discrete	character-11	67	-	-
60	ca_was_c ..	Was the participant contacted	discrete	numeric-12.0	67	2933	-
61	ca_was_p ..	Was the participant's parent or guardian at home	discrete	numeric-12.0	6	2994	-
62	ca_paren ..	Was parent or guardian willing to give Informed Consent?	discrete	numeric-12.0	3	2997	-
63	ca_req_s ..	Did the participant asked to be interviewed by a same sex Tracker?	discrete	numeric-12.0	31	2969	-
64	ca_sames ..	What is the reason why the participant requested a same sex Tracker?	discrete	character-1	0	0	-
65	ca_surve ..	Was the participant contacted and willing to be surveyed?	discrete	numeric-12.0	31	2969	-
66	ca_refus ..	Did the participant / parent / guardian refused participation?	discrete	numeric-12.0	8	2992	-
67	ca_resch ..	Reschedule next visit date	discrete	character-11	2	-	-
68	ca_conta ..	Conducting Contact Attempt	discrete	numeric-12.0	43	2957	-
69	ca_staff ..	Staff Member	discrete	character-3	22	0	-

File AHRI.IsisekeloSempilo.CombinedDataset.2021.v2							
#	Name	Label	Type	Format	Valid	Invalid	Question
70	ca_datet ..	Attempt Date and Time	discrete	character-11	22	-	-
71	ca_was_c ..	Was the participant contacted	discrete	numeric-12.0	22	2978	-
72	ca_was_p ..	Was the participant's parent or guardian at home	discrete	numeric-12.0	2	2998	-
73	ca_paren ..	Was parent or guardian willing to give Informed Consent?	discrete	numeric-12.0	1	2999	-
74	ca_req_s ..	Did the participant asked to be interviewed by a same sex Tracker?	discrete	numeric-12.0	11	2989	-
75	ca_sames ..	What is the reason why the participant requested a same sex Tracker?	discrete	character-1	0	0	-
76	ca_surve ..	Was the participant contacted and willing to be surveyed?	discrete	numeric-12.0	11	2989	-
77	ca_refus ..	Did the participant / parent / guardian refused participation?	discrete	numeric-12.0	5	2995	-
78	ca_resch ..	Reschedule next visit date	discrete	character-11	0	-	-
79	ca_refus ..	Who refuse participation?	discrete	numeric-12.0	175	2825	-
80	ca_proj ..	Fieldworker: Request handover of Non-Contact to Project Coordinator?	discrete	numeric-12.0	1227	1773	-
81	ca_proj ..	Select reason for non-contact in field	discrete	numeric-12.0	388	2612	-
82	ca_coord ..	Was this request for a Non-Contact approved?	discrete	numeric-12.0	374	2626	-
83	ca_prema ..	Select reason for pre-mature completion	discrete	numeric-12.0	677	2323	-
84	ca_visit ..	Visit Date	discrete	character-11	2608	-	-
85	pd_dob	Date Of Birth	discrete	character-11	3000	-	-
86	pd_age	Age	discrete	character-4	1759	0	-
87	pd_sex	Sex	discrete	numeric-12.0	3000	0	-
88	ac_date	Capacity assessment date	discrete	character-11	1779	-	-
89	ac_asses ..	HAPPY with Step 1?	discrete	numeric-12.0	1779	1221	-
90	ac_asses ..	HAPPY with Step 2?	discrete	numeric-12.0	22	2978	-
91	ac_asses ..	HAPPY with Step 3?	discrete	numeric-12.0	22	2978	-
92	ac_asses ..	Is this individual capable to participate?	discrete	numeric-12.0	1778	1222	-
93	ic_careg ..	Informed Consent for Care Giver - Start Time	discrete	character-11	266	-	-
94	ic_careg ..	Has the volunteer's age been verified?	discrete	numeric-12.0	266	2734	-
95	ic_careg ..	If yes, indicate below how the participant's age has been verified?	discrete	numeric-12.0	241	2759	-

File AHRI.IsisekeloSempilo.CombinedDataset.2021.v2

#	Name	Label	Type	Format	Valid	Invalid	Question
96	ic_careg..	Who has provided consent for this volunteer to participate in this study?	discrete	numeric-12.0	240	2760	-
97	ic_careg..	Have you received enough information about the study?	discrete	numeric-12.0	265	2735	-
98	ic_careg..	Have you been given an opportunity to ask questions about the study and been giv	discrete	numeric-12.0	265	2735	-
99	ic_careg..	Do you agree for your child/ward to take part in this study?	discrete	numeric-12.0	265	2735	-
100	ic_careg..	Do you agree for your child/ward to be offered any interventions we have describ	discrete	numeric-12.0	265	2735	-
101	ic_careg..	Do you agree for your child/ward to be followed up at 12 months?	discrete	numeric-12.0	265	2735	-
102	ic_careg..	Do you agree for your child/ward specimen to be stored?	discrete	numeric-12.0	265	2735	-
103	ic_careg..	Do you agree to have future research tests (such as other sexually transmitted i	discrete	numeric-12.0	264	2736	-
104	ic_careg..	Tick box if participant is not literate and refuses to have witness present:	discrete	numeric-12.0	30	2970	-
105	ic_careg..	Sexual reproductive health testing and treatment	discrete	numeric-12.0	265	2735	-
106	ic_careg..	Sexual health (including family planning and condoms)	discrete	numeric-12.0	265	2735	-
107	ic_careg..	HIV testing	discrete	numeric-12.0	265	2735	-
108	ic_careg..	HIV treatment (ART) if they are positive	discrete	numeric-12.0	265	2735	-
109	ic_careg..	PrEP if they are eligible	discrete	numeric-12.0	265	2735	-
110	ic_careg..	Other medical treatment	discrete	numeric-12.0	265	2735	-
111	ic_careg..	Informed Consent for Care Giver - Stop Time	discrete	character-11	266	-	-
112	ic_calc..	Calculate Caregiver Consent to Participate in the Study	discrete	character-1	3000	0	-
113	ic_adoles..	Informed consent for adolescents - Start time	discrete	character-11	263	-	-
114	ic_indiv..	Has the volunteer's age been verified?	discrete	numeric-12.0	262	2738	-
115	ic_indiv..	If yes, indicate below how the participant's age has been verified?	discrete	numeric-12.0	237	2763	-
116	ic_indiv..	Who has provided consent for this volunteer to participate in this study?	discrete	numeric-12.0	237	2763	-
117	ic_indiv..	Have you received enough information about the study?	discrete	numeric-12.0	263	2737	-

File AHRI.IsisekeloSempilo.CombinedDataset.2021.v2

#	Name	Label	Type	Format	Valid	Invalid	Question
118	ic_indiv_..	Have you been given an opportunity to ask questions about the study and been giv	discrete	numeric-12.0	263	2737	-
119	ic_indiv_..	Do you agree to take part in this study?	discrete	numeric-12.0	263	2737	-
120	ic_indiv_..	Do you agree to be offered any interventions we have described?	discrete	numeric-12.0	263	2737	-
121	ic_indiv_..	Do you agree to be followed up at 12 months?	discrete	numeric-12.0	262	2738	-
122	ic_indiv_..	Tick box if participant is not literate and refuses to have witness present:	discrete	numeric-12.0	43	2957	-
123	ic_indiv_..	Do you understand the intervention I described to you?	discrete	numeric-12.0	260	2740	-
124	ic_indiv_..	Are you happy for me to refer you to the clinic?	discrete	numeric-12.0	260	2740	-
125	ic_indiv_..	If yes, the research assistant will provide referral to appropriate clinic with	discrete	numeric-12.0	260	2740	-
126	ic_indiv_..	Do you understand the intervention I described to you?	discrete	numeric-12.0	136	2864	-
127	ic_indiv_..	Are you happy for me to refer you to the named Thetha nami Peer navigator?	discrete	numeric-12.0	136	2864	-
128	ic_indiv_..	If yes, research assistant will provide your contact details to the named peer n	discrete	numeric-12.0	126	2874	-
129	ic_indiv_..	Do you understand the intervention I described to you?	discrete	numeric-12.0	125	2875	-
130	ic_indiv_..	Are you happy to provide samples for testing?	discrete	numeric-12.0	123	2877	-
131	ic_indiv_..	Do you agree to providing self-taken vaginal samples (women) and a first catch u	discrete	numeric-12.0	119	2881	-
132	ic_indiv_..	Do you understand that if you have a positive result and you do not attend clini	discrete	numeric-12.0	119	2881	-
133	ic_indiv_..	If yes to all of the above research assistant will provide you with a testing ki	discrete	numeric-12.0	119	2881	-
134	ic_indiv_..	Do you agree for your specimen to be stored?	discrete	numeric-12.0	119	2881	-
135	ic_indiv_..	Do you agree to have future research tests (such as other sexually transmitted i	discrete	numeric-12.0	119	2881	-
136	ic_adole_..	Informed consent for adolescents - Stop time	discrete	character-11	263	-	-
137	ic_calc_..	Calculate Consent to Study - Minor	discrete	character-1	3000	0	-

File AHRI.IsisekeloSempilo.CombinedDataset.2021.v2

#	Name	Label	Type	Format	Valid	Invalid	Question
138	ic_matur..	Informed consent for Mature Participant - Start time	discrete	character-11	1483	-	-
139	ic_indiv..	Have you received enough information about the study?	discrete	numeric-12.0	1483	1517	-
140	ic_indiv..	Have you been given an opportunity to ask questions about the study and been giv	discrete	numeric-12.0	1483	1517	-
141	ic_indiv..	Do you agree to take part in this study?	discrete	numeric-12.0	1483	1517	-
142	ic_indiv..	Do you agree to be offered any interventions we have described?	discrete	numeric-12.0	1483	1517	-
143	ic_indiv..	Do you agree to be followed up at 12 months?	discrete	numeric-12.0	1483	1517	-
144	ic_indiv..	Tick box if participant is not literate and refuses to have witness present:	discrete	numeric-12.0	225	2775	-
145	ic_indiv..	Do you understand the intervention I described to you?	discrete	numeric-12.0	1482	1518	-
146	ic_indiv..	Are you happy for me to refer you to the clinic?	discrete	numeric-12.0	1480	1520	-
147	ic_indiv..	If yes, the research assistant will provide referral to appropriate clinic with	discrete	numeric-12.0	1473	1527	-
148	ic_indiv..	Do you understand the intervention I described to you?	discrete	numeric-12.0	749	2251	-
149	ic_indiv..	Are you happy for me to refer you to the named Thetha nami Peer navigator?	discrete	numeric-12.0	743	2257	-
150	ic_indiv..	If yes, research assistant will provide your contact details to the named peer n	discrete	numeric-12.0	682	2318	-
151	ic_indiv..	Do you understand the intervention I described to you?	discrete	numeric-12.0	737	2263	-
152	ic_indiv..	Are you happy to provide samples for testing?	discrete	numeric-12.0	730	2270	-
153	ic_indiv..	Do you agree to providing self-taken vaginal samples (women) and a first catch u	discrete	numeric-12.0	702	2298	-
154	ic_indiv..	Do you understand that if you have a positive result and you do not attend clini	discrete	numeric-12.0	707	2293	-
155	ic_indiv..	If yes to all of the above research assistant will provide you with a testing ki	discrete	numeric-12.0	707	2293	-
156	ic_indiv..	Do you agree for your specimen to be stored?	discrete	numeric-12.0	707	2293	-
157	ic_indiv..	Do you agree to have future research tests (such as other sexually transmitted i	discrete	numeric-12.0	707	2293	-

File AHRI.IsisekeloSempilo.CombinedDataset.2021.v2

#	Name	Label	Type	Format	Valid	Invalid	Question
158	ic_matur_..	Informed consent for Mature Participant - Stop time	discrete	character-11	1483	-	-
159	ic_calc_..	Calculate Consent to Study - Adult	discrete	character-1	3000	0	-
160	ic_calc_..	Calculated Consented to Study	discrete	character-1	3000	0	-
161	ic_calc_..	Calculated Consented to collecting samples for STI Testing	discrete	character-1	3000	0	-
162	ic_calc_..	Calculated Consented for Peer Navigator Support	discrete	character-1	3000	0	-
163	ii_invit_..	Was an invitation card issued?	discrete	numeric-12.0	1749	1251	-
164	ii_sched_..	Scheduled Clinic Visit Date	discrete	character-11	1741	-	-
165	sp_sti_s_..	Was a sample collected for STI Testing?	discrete	numeric-12.0	826	2174	-
166	sp_sti_s_..	Specimen Collection Date	discrete	character-11	805	-	-
167	sp_sti_r_..	What is the reason why the person is not willing to provide a sample?	discrete	numeric-12.0	10	2990	-
168	sp_sti_f_..	What type of sample was collected for the female participant?	discrete	numeric-12.0	427	2573	-
169	sp_urine_..	Scan the Specimen ID of Urine Sample	discrete	character-13	505	0	-
170	sp_swab_..	Scan the 1st Specimen ID of Vaginal Swab	discrete	character-13	311	0	-
171	sp_swab_..	Scan the 2nd Specimen ID of Vaginal Swab	discrete	character-13	311	0	-
172	sp_swab_..	Scan the 3rd Specimen ID of Vaginal Swab	discrete	character-13	311	0	-
173	sp_swab_..	Scan the 4th Specimen ID of Vaginal Swab	discrete	character-13	309	0	-
174	sp_speci_..	Specimen batch status	discrete	character-24	1	0	-
175	sp_sti_r_..	STI Test Result - Chlamydia trachomatis	discrete	character-12	809	0	-
176	sp_sti_r_..	STI Test Result - Neisseria gonorrhoeae	discrete	character-12	809	0	-
177	sp_sti_r_..	STI Test Result - Trichomonas vaginalis	discrete	character-12	809	0	-
178	cp_sendt_..	Have all questions been completed and can the Survey proceed to be quality contr	discrete	numeric-12.0	3000	0	-
179	cp_field_..	Fieldworker	discrete	character-3	3000	0	-
180	cp_surve_..	End of Survey time	discrete	character-11	2977	-	-

File AHRI.IsisekeloSempilo.CompletionPage.2021.v2

#	Name	Label	Type	Format	Valid	Invalid	Question
1	project_id	REDCap Project Identifier	discrete	numeric-12.0	3000	0	-
2	event_id	REDCap Event Identifier	discrete	numeric-12.0	3000	0	-
3	IintId	Individual ID	continuous	numeric-12.0	3000	0	-
4	cp_sendt..	Have all questions been completed and can the Survey proceed to be quality contr	discrete	numeric-12.0	3000	0	-
5	cp_field..	Fieldworker	discrete	character-3	3000	0	-
6	cp_surve..	End of Survey time	discrete	character-11	2977	-	-

File AHRI.IsisekeloSempilo.ContactAttempts.2021.v2

#	Name	Label	Type	Format	Valid	Invalid	Question
1	project_id	REDCap Project Identifier	discrete	numeric-12.0	3000	0	-
2	event_id	REDCap Event Identifier	discrete	numeric-12.0	3000	0	-
3	IintId	Individual ID	continuous	numeric-12.0	3000	0	-
4	ca_study..	Study Arm	discrete	numeric-12.0	3000	0	-
5	ca_study..	Study Arm - Description	discrete	character-132	3000	-	-
6	ca_weekb..	Weekblock	discrete	character-5	3000	0	-
7	ca_conta..	Conducting Contact Attempt	discrete	numeric-12.0	3000	0	-
8	ca_staff..	Staff Member	discrete	character-3	3000	0	-
9	ca_datet..	Attempt Date and Time	discrete	character-11	3000	-	-
10	ca_was_c..	Was the participant contacted	discrete	numeric-12.0	3000	0	-
11	ca_was_p..	Was the participant's parent or guardian at home	discrete	numeric-12.0	361	2639	-
12	ca_paren..	Was parent or guardian willing to give Informed Consent?	discrete	numeric-12.0	241	2759	-
13	ca_req_s..	Did the participant asked to be interviewed by a same sex Tracker?	discrete	numeric-12.0	1064	1936	-
14	ca_sames..	What is the reason why the participant requested a same sex Tracker?	discrete	character-1	0	0	-
15	ca_surve..	Was the participant contacted and willing to be surveyed?	discrete	numeric-12.0	1066	1934	-
16	ca_refus..	Did the participant / parent / guardian refused participation?	discrete	numeric-12.0	186	2814	-
17	ca_resch..	Reschedule next visit date	discrete	character-11	1289	-	-
18	ca_conta..	Conducting Contact Attempt	discrete	numeric-12.0	2034	966	-
19	ca_staff..	Staff Member	discrete	character-3	1271	0	-
20	ca_datet..	Attempt Date and Time	discrete	character-11	1271	-	-
21	ca_was_c..	Was the participant contacted	discrete	numeric-12.0	1270	1730	-
22	ca_was_p..	Was the participant's parent or guardian at home	discrete	numeric-12.0	190	2810	-

File AHRI.IsisekeloSempilo.ContactAttempts.2021.v2							
#	Name	Label	Type	Format	Valid	Invalid	Question
23	ca_paren..	Was parent or guardian willing to give Informed Consent?	discrete	numeric-12.0	151	2849	-
24	ca_req_s..	Did the participant asked to be interviewed by a same sex Tracker?	discrete	numeric-12.0	697	2303	-
25	ca_sames..	What is the reason why the participant requested a same sex Tracker?	discrete	character-13	1	0	-
26	ca_surve..	Was the participant contacted and willing to be surveyed?	discrete	numeric-12.0	702	2298	-
27	ca_refus..	Did the participant / parent / guardian refused participation?	discrete	numeric-12.0	120	2880	-
28	ca_resch..	Reschedule next visit date	discrete	character-11	443	-	-
29	ca_conta..	Conducting Contact Attempt	discrete	numeric-12.0	610	2390	-
30	ca_staff..	Staff Member	discrete	character-3	481	0	-
31	ca_datet..	Attempt Date and Time	discrete	character-11	481	-	-
32	ca_was_c..	Was the participant contacted	discrete	numeric-12.0	481	2519	-
33	ca_was_p..	Was the participant's parent or guardian at home	discrete	numeric-12.0	62	2938	-
34	ca_paren..	Was parent or guardian willing to give Informed Consent?	discrete	numeric-12.0	50	2950	-
35	ca_req_s..	Did the participant asked to be interviewed by a same sex Tracker?	discrete	numeric-12.0	230	2770	-
36	ca_sames..	What is the reason why the participant requested a same sex Tracker?	discrete	character-1	0	0	-
37	ca_surve..	Was the participant contacted and willing to be surveyed?	discrete	numeric-12.0	229	2771	-
38	ca_refus..	Did the participant / parent / guardian refused participation?	discrete	numeric-12.0	44	2956	-
39	ca_resch..	Reschedule next visit date	discrete	character-11	187	-	-
40	ca_conta..	Conducting Contact Attempt	discrete	numeric-12.0	265	2735	-
41	ca_staff..	Staff Member	discrete	character-3	188	0	-
42	ca_datet..	Attempt Date and Time	discrete	character-11	188	-	-
43	ca_was_c..	Was the participant contacted	discrete	numeric-12.0	187	2813	-
44	ca_was_p..	Was the participant's parent or guardian at home	discrete	numeric-12.0	19	2981	-
45	ca_paren..	Was parent or guardian willing to give Informed Consent?	discrete	numeric-12.0	10	2990	-
46	ca_req_s..	Did the participant asked to be interviewed by a same sex Tracker?	discrete	numeric-12.0	82	2918	-

File AHRI.IsisekeloSempilo.ContactAttempts.2021.v2

#	Name	Label	Type	Format	Valid	Invalid	Question
47	ca_sames..	What is the reason why the participant requested a same sex Tracker?	discrete	character-1	0	0	-
48	ca_surve..	Was the participant contacted and willing to be surveyed?	discrete	numeric-12.0	82	2918	-
49	ca_refus..	Did the participant / parent / guardian refused participation?	discrete	numeric-12.0	27	2973	-
50	ca_resch..	Reschedule next visit date	discrete	character-11	2	-	-
51	ca_conta..	Conducting Contact Attempt	discrete	numeric-12.0	118	2882	-
52	ca_staff..	Staff Member	discrete	character-3	67	0	-
53	ca_datet..	Attempt Date and Time	discrete	character-11	67	-	-
54	ca_was_c..	Was the participant contacted	discrete	numeric-12.0	67	2933	-
55	ca_was_p..	Was the participant's parent or guardian at home	discrete	numeric-12.0	6	2994	-
56	ca_paren..	Was parent or guardian willing to give Informed Consent?	discrete	numeric-12.0	3	2997	-
57	ca_req_s..	Did the participant asked to be interviewed by a same sex Tracker?	discrete	numeric-12.0	31	2969	-
58	ca_sames..	What is the reason why the participant requested a same sex Tracker?	discrete	character-1	0	0	-
59	ca_surve..	Was the participant contacted and willing to be surveyed?	discrete	numeric-12.0	31	2969	-
60	ca_refus..	Did the participant / parent / guardian refused participation?	discrete	numeric-12.0	8	2992	-
61	ca_resch..	Reschedule next visit date	discrete	character-11	2	-	-
62	ca_conta..	Conducting Contact Attempt	discrete	numeric-12.0	43	2957	-
63	ca_staff..	Staff Member	discrete	character-3	22	0	-
64	ca_datet..	Attempt Date and Time	discrete	character-11	22	-	-
65	ca_was_c..	Was the participant contacted	discrete	numeric-12.0	22	2978	-
66	ca_was_p..	Was the participant's parent or guardian at home	discrete	numeric-12.0	2	2998	-
67	ca_paren..	Was parent or guardian willing to give Informed Consent?	discrete	numeric-12.0	1	2999	-
68	ca_req_s..	Did the participant asked to be interviewed by a same sex Tracker?	discrete	numeric-12.0	11	2989	-
69	ca_sames..	What is the reason why the participant requested a same sex Tracker?	discrete	character-1	0	0	-
70	ca_surve..	Was the participant contacted and willing to be surveyed?	discrete	numeric-12.0	11	2989	-

File AHRI.IsisekeloSempilo.ContactAttempts.2021.v2

#	Name	Label	Type	Format	Valid	Invalid	Question
71	ca_refus_..	Did the participant / parent / guardian refused participation?	discrete	numeric-12.0	5	2995	-
72	ca_resch_..	Reschedule next visit date	discrete	character-11	0	-	-
73	ca_refus_..	Who refuse participation?	discrete	numeric-12.0	175	2825	-
74	ca_proj_..	Fieldworker: Request handover of Non-Contact to Project Coordinator?	discrete	numeric-12.0	1227	1773	-
75	ca_proj_..	Select reason for non-contact in field	discrete	numeric-12.0	388	2612	-
76	ca_coord_..	Was this request for a Non-Contact approved?	discrete	numeric-12.0	374	2626	-
77	ca_prema_..	Was this a Pre-mature completion?	discrete	numeric-12.0	1135	1865	-
78	ca_prema_..	Select reason for pre-mature completion	discrete	numeric-12.0	677	2323	-
79	ca_visit_..	Visit Date	discrete	character-11	2608	-	-

File AHRI.IsisekeloSempilo.IndividualConsent_Age13-17.2021.v2

#	Name	Label	Type	Format	Valid	Invalid	Question
1	project_id	REDCap Project Identifier	discrete	numeric-12.0	3000	0	-
2	event_id	REDCap Event Identifier	discrete	numeric-12.0	3000	0	-
3	IIntId	Individual ID	continuous	numeric-12.0	3000	0	-
4	ic_adoles_..	Informed consent for adolescents - Start time	discrete	character-11	263	-	-
5	ic_indiv_..	Has the volunteer's age been verified?	discrete	numeric-12.0	262	2738	-
6	ic_indiv_..	If yes, indicate below how the participant's age has been verified?	discrete	numeric-12.0	237	2763	-
7	ic_indiv_..	Who has provided consent for this volunteer to participate in this study?	discrete	numeric-12.0	237	2763	-
8	ic_indiv_..	Have you received enough information about the study?	discrete	numeric-12.0	263	2737	-
9	ic_indiv_..	Have you been given an opportunity to ask questions about the study and been giv	discrete	numeric-12.0	263	2737	-
10	ic_indiv_..	Do you agree to take part in this study?	discrete	numeric-12.0	263	2737	-
11	ic_indiv_..	Do you agree to be offered any interventions we have described?	discrete	numeric-12.0	263	2737	-
12	ic_indiv_..	Do you agree to be followed up at 12 months?	discrete	numeric-12.0	262	2738	-
13	ic_indiv_..	Tick box if participant is not literate and refuses to have witness present:	discrete	numeric-12.0	43	2957	-

File AHRI.IsisekeloSempilo.IndividualConsent_Age13-17.2021.v2

#	Name	Label	Type	Format	Valid	Invalid	Question
14	ic_indiv_..	Do you understand the intervention I described to you?	discrete	numeric-12.0	260	2740	-
15	ic_indiv_..	Are you happy for me to refer you to the clinic?	discrete	numeric-12.0	260	2740	-
16	ic_indiv_..	If yes, the research assistant will provide referral to appropriate clinic with	discrete	numeric-12.0	260	2740	-
17	ic_indiv_..	Do you understand the intervention I described to you?	discrete	numeric-12.0	136	2864	-
18	ic_indiv_..	Are you happy for me to refer you to the named Thetha nami Peer navigator?	discrete	numeric-12.0	136	2864	-
19	ic_indiv_..	If yes, research assistant will provide your contact details to the named peer n	discrete	numeric-12.0	126	2874	-
20	ic_indiv_..	Do you understand the intervention I described to you?	discrete	numeric-12.0	125	2875	-
21	ic_indiv_..	Are you happy to provide samples for testing?	discrete	numeric-12.0	123	2877	-
22	ic_indiv_..	Do you agree to providing self-taken vaginal samples (women) and a first catch u	discrete	numeric-12.0	119	2881	-
23	ic_indiv_..	Do you understand that if you have a positive result and you do not attend clini	discrete	numeric-12.0	119	2881	-
24	ic_indiv_..	If yes to all of the above research assistant will provide you with a testing ki	discrete	numeric-12.0	119	2881	-
25	ic_indiv_..	Do you agree for your specimen to be stored?	discrete	numeric-12.0	119	2881	-
26	ic_indiv_..	Do you agree to have future research tests (such as other sexually transmitted i	discrete	numeric-12.0	119	2881	-
27	ic_adole_..	Informed consent for adolescents - Stop time	discrete	character-11	263	-	-
28	ic_calc_..	Calculate Consent to Study - Minor	discrete	character-1	3000	0	-

File AHRI.IsisekeloSempilo.IndividualConsent_Age18-30.2021.v2

#	Name	Label	Type	Format	Valid	Invalid	Question
1	project_id	REDCap Project Identifier	discrete	numeric-12.0	3000	0	-
2	event_id	REDCap Event Identifier	discrete	numeric-12.0	3000	0	-
3	IntId	Individual ID	continuous	numeric-12.0	3000	0	-
4	ic_matur_..	Informed consent for Mature Participant - Start time	discrete	character-11	1483	-	-
5	ic_indiv_..	Have you received enough information about the study?	discrete	numeric-12.0	1483	1517	-

File AHRI.IsisekeloSempilo.IndividualConsent_Age18-30.2021.v2

#	Name	Label	Type	Format	Valid	Invalid	Question
6	ic_indiv_..	Have you been given an opportunity to ask questions about the study and been giv	discrete	numeric-12.0	1483	1517	-
7	ic_indiv_..	Do you agree to take part in this study?	discrete	numeric-12.0	1483	1517	-
8	ic_indiv_..	Do you agree to be offered any interventions we have described?	discrete	numeric-12.0	1483	1517	-
9	ic_indiv_..	Do you agree to be followed up at 12 months?	discrete	numeric-12.0	1483	1517	-
10	ic_indiv_..	Tick box if participant is not literate and refuses to have witness present:	discrete	numeric-12.0	225	2775	-
11	ic_indiv_..	Do you understand the intervention I described to you?	discrete	numeric-12.0	1482	1518	-
12	ic_indiv_..	Are you happy for me to refer you to the clinic?	discrete	numeric-12.0	1480	1520	-
13	ic_indiv_..	If yes, the research assistant will provide referral to appropriate clinic with	discrete	numeric-12.0	1473	1527	-
14	ic_indiv_..	Do you understand the intervention I described to you?	discrete	numeric-12.0	749	2251	-
15	ic_indiv_..	Are you happy for me to refer you to the named Thetha nami Peer navigator?	discrete	numeric-12.0	743	2257	-
16	ic_indiv_..	If yes, research assistant will provide your contact details to the named peer n	discrete	numeric-12.0	682	2318	-
17	ic_indiv_..	Do you understand the intervention I described to you?	discrete	numeric-12.0	737	2263	-
18	ic_indiv_..	Are you happy to provide samples for testing?	discrete	numeric-12.0	730	2270	-
19	ic_indiv_..	Do you agree to providing self-taken vaginal samples (women) and a first catch u	discrete	numeric-12.0	702	2298	-
20	ic_indiv_..	Do you understand that if you have a positive result and you do not attend clini	discrete	numeric-12.0	707	2293	-
21	ic_indiv_..	If yes to all of the above research assistant will provide you with a testing ki	discrete	numeric-12.0	707	2293	-
22	ic_indiv_..	Do you agree for your specimen to be stored?	discrete	numeric-12.0	707	2293	-
23	ic_indiv_..	Do you agree to have future research tests (such as other sexually transmitted i	discrete	numeric-12.0	707	2293	-
24	ic_matur_..	Informed consent for Mature Participant - Stop time	discrete	character-11	1483	-	-
25	ic_calc_..	Calculate Consent to Study - Adult	discrete	character-1	3000	0	-

File AHRI.IsisekeloSempilo.IndividualConsent_Age18-30.2021.v2

#	Name	Label	Type	Format	Valid	Invalid	Question
26	ic_calc_..	Calculated Consented to Study	discrete	character-1	3000	0	-
27	ic_calc_..	Calculated Consented to collecting samples for STI Testing	discrete	character-1	3000	0	-
28	ic_calc_..	Calculated Consented for Peer Navigator Support	discrete	character-1	3000	0	-

File AHRI.IsisekeloSempilo.IssueInvitationCard.2021.v2

#	Name	Label	Type	Format	Valid	Invalid	Question
1	project_id	REDCap Project Identifier	discrete	numeric-12.0	3000	0	-
2	event_id	REDCap Event Identifier	discrete	numeric-12.0	3000	0	-
3	IintId	Individual ID	continuous	numeric-12.0	3000	0	-
4	ii_invit_..	Was an invitation card issued?	discrete	numeric-12.0	1749	1251	-
5	ii_sched_..	Scheduled Clinic Visit Date	discrete	character-11	1741	-	-

File AHRI.IsisekeloSempilo.ParentGuardianConsent.2021.v2

#	Name	Label	Type	Format	Valid	Invalid	Question
1	project_id	REDCap Project Identifier	discrete	numeric-12.0	3000	0	-
2	event_id	REDCap Event Identifier	discrete	numeric-12.0	3000	0	-
3	IintId	Individual ID	continuous	numeric-12.0	3000	0	-
4	ic_careg_..	Informed Consent for Care Giver - Start Time	discrete	character-11	266	-	-
5	ic_careg_..	Has the volunteer's age been verified?	discrete	numeric-12.0	266	2734	-
6	ic_careg_..	If yes, indicate below how the participant's age has been verified?	discrete	numeric-12.0	241	2759	-
7	ic_careg_..	Who has provided consent for this volunteer to participate in this study?	discrete	numeric-12.0	240	2760	-
8	ic_careg_..	Have you received enough information about the study?	discrete	numeric-12.0	265	2735	-
9	ic_careg_..	Have you been given an opportunity to ask questions about the study and been giv	discrete	numeric-12.0	265	2735	-
10	ic_careg_..	Do you agree for your child/ward to take part in this study?	discrete	numeric-12.0	265	2735	-
11	ic_careg_..	Do you agree for your child/ward to be offered any interventions we have describ	discrete	numeric-12.0	265	2735	-
12	ic_careg_..	Do you agree for your child/ward to be followed up at 12 months?	discrete	numeric-12.0	265	2735	-

File AHRI.IsisekeloSempilo.ParentGuardianConsent.2021.v2

#	Name	Label	Type	Format	Valid	Invalid	Question
13	ic_careg_..	Do you agree for your child/ward specimen to be stored?	discrete	numeric-12.0	265	2735	-
14	ic_careg_..	Do you agree to have future research tests (such as other sexually transmitted i	discrete	numeric-12.0	264	2736	-
15	ic_careg_..	Tick box if participant is not literate and refuses to have witness present:	discrete	numeric-12.0	30	2970	-
16	ic_careg_..	Sexual reproductive health testing and treatment	discrete	numeric-12.0	265	2735	-
17	ic_careg_..	Sexual health (including family planning and condoms)	discrete	numeric-12.0	265	2735	-
18	ic_careg_..	HIV testing	discrete	numeric-12.0	265	2735	-
19	ic_careg_..	HIV treatment (ART) if they are positive	discrete	numeric-12.0	265	2735	-
20	ic_careg_..	PrEP if they are eligible	discrete	numeric-12.0	265	2735	-
21	ic_careg_..	Other medical treatment	discrete	numeric-12.0	265	2735	-
22	ic_careg_..	Informed Consent for Care Giver - Stop Time	discrete	character-11	266	-	-
23	ic_calc_..	Calculate Caregiver Consent to Participate in the Study	discrete	character-1	3000	0	-

File AHRI.IsisekeloSempilo.PersonalInformation.2021.v2

#	Name	Label	Type	Format	Valid	Invalid	Question
1	project_id	REDCap Project Identifier	discrete	numeric-12.0	3000	0	-
2	event_id	REDCap Event Identifier	discrete	numeric-12.0	3000	0	-
3	IintId	Individual ID	continuous	numeric-12.0	3000	0	-
4	BSIntId	BSID	continuous	numeric-12.0	3000	0	-
5	urban_or_..	Is BSID location categorised as urban or rural?	discrete	character-49	3000	0	-
6	HHIntId	HHID	continuous	numeric-12.0	3000	0	-
7	isigodi	Isigodi Name	discrete	character-22	3000	0	-
8	municname	Municipality Name	discrete	character-13	3000	0	-
9	wardno	Ward Number	discrete	numeric-12.0	3000	0	-
10	pd_dob	Date Of Birth	discrete	character-11	3000	-	-
11	pd_age	Age	discrete	character-4	1759	0	-
12	pd_sex	Sex	discrete	numeric-12.0	3000	0	-

File AHRI.IsisekeloSempilo.STISampleCollection.2021.v2

#	Name	Label	Type	Format	Valid	Invalid	Question
1	project_id	REDCap Project Identifier	discrete	numeric-12.0	3000	0	-
2	event_id	REDCap Event Identifier	discrete	numeric-12.0	3000	0	-
3	IintId	Individual ID	continuous	numeric-12.0	3000	0	-

File AHRI.IsisekeloSempilo.STISampleCollection.2021.v2

#	Name	Label	Type	Format	Valid	Invalid	Question
4	sp_sti_s..	Was a sample collected for STI Testing?	discrete	numeric-12.0	826	2174	-
5	sp_sti_s..	Specimen Collection Date	discrete	character-11	805	-	-
6	sp_sti_r..	What is the reason why the person is not willing to provide a sample?	discrete	numeric-12.0	10	2990	-
7	sp_sti_f..	What type of sample was collected for the female participant?	discrete	numeric-12.0	427	2573	-
8	sp_urine..	Scan the Specimen ID of Urine Sample	discrete	character-13	505	0	-
9	sp_swab..	Scan the 1st Specimen ID of Vaginal Swab	discrete	character-13	311	0	-
10	sp_swab..	Scan the 2nd Specimen ID of Vaginal Swab	discrete	character-13	311	0	-
11	sp_swab..	Scan the 3rd Specimen ID of Vaginal Swab	discrete	character-13	311	0	-
12	sp_swab..	Scan the 4th Specimen ID of Vaginal Swab	discrete	character-13	309	0	-
13	sp_speci..	Specimen batch status	discrete	character-24	1	0	-
14	sp_sti_r..	STI Test Result - Chlamydia trachomatis	discrete	character-12	809	0	-
15	sp_sti_r..	STI Test Result - Neisseria gonorrhoeae	discrete	character-12	809	0	-
16	sp_sti_r..	STI Test Result - Trichomonas vaginalis	discrete	character-12	809	0	-

File AHRI.IsisekeloSempilo.STIResults.2022.v2

#	Name	Label	Type	Format	Valid	Invalid	Question
1	project_id	REDCap Project Identifier	discrete	numeric-12.0	1760	0	-
2	event_id	REDCap Event Identifier	continuous	numeric-12.0	1760	0	-
3	IIntId	Individual ID	continuous	numeric-12.0	1760	0	-
4	HHIntId	HHID	continuous	numeric-12.0	1760	0	-
5	BSIntId	BSID	continuous	numeric-12.0	1760	0	-
6	pd_sex	Sex	discrete	numeric-12.0	1760	0	-
7	pd_age	Age	discrete	character-244	1759	-	-
8	sp_sti_s..	Specimen Collection Date	discrete	character-11	1752	-	-
9	sp_sti_r..	STI Test Result - Chlamydia trachomatis	discrete	character-244	1760	-	-
10	sp_sti_r..	STI Test Result - Neisseria gonorrhoeae	discrete	character-244	1760	-	-
11	sp_sti_r..	STI Test Result - Trichomonas vaginalis	discrete	character-244	1760	-	-
12	Dispence..	Date first STI Medication was dispensed	discrete	character-11	470	-	-

Variables Description

Dataset contains 397 variable(s)

File : AHRI.IsisekeloSempilo.AssessmentOfCapacity.2021.v2

project_id: REDCap Project Identifier

Information	[Type= discrete] [Format=numeric] [Range= 477-477] [Missing=*]
Statistics [NW/ W]	[Valid=3000 /-] [Invalid=0 /-]

event_id: REDCap Event Identifier

Information	[Type= discrete] [Format=numeric] [Range= 2442-2442] [Missing=*]
Statistics [NW/ W]	[Valid=3000 /-] [Invalid=0 /-]

IntId: Individual ID

Information	[Type= continuous] [Format=numeric] [Range= 33-247677] [Missing=*]
Statistics [NW/ W]	[Valid=3000 /-] [Invalid=0 /-] [Mean=101957.494 /-] [StdDev=62006.943 /-]

ac_date: Capacity assessment date

Information	[Type= discrete] [Format=character] [Missing=*]
Statistics [NW/ W]	[Valid=1779 /-]

ac_assess_step1: HAPPY with Step 1?

Information	[Type= discrete] [Format=numeric] [Range= 1-2] [Missing=*]
Statistics [NW/ W]	[Valid=1779 /-] [Invalid=1221 /-]

Value	Label	Cases	Percentage
1	Yes, seek signature	1757	98.8%
2	No, not happy	22	1.2%
Sysmiss		1221	

Warning: these figures indicate the number of cases found in the data file. They cannot be interpreted as summary statistics of the population of interest.

ac_assess_step2: HAPPY with Step 2?

Information	[Type= discrete] [Format=numeric] [Range= 1-2] [Missing=*]
Statistics [NW/ W]	[Valid=22 /-] [Invalid=2978 /-]

Value	Label	Cases	Percentage
1	Yes, seek signature	0	
2	No, not happy	22	100.0%
Sysmiss		2978	

Warning: these figures indicate the number of cases found in the data file. They cannot be interpreted as summary statistics of the population of interest.

ac_assess_step3: HAPPY with Step 3?

Information	[Type= discrete] [Format=numeric] [Range= 1-2] [Missing=*]
Statistics [NW/ W]	[Valid=22 /-] [Invalid=2978 /-]

Value	Label	Cases	Percentage
1	Yes, seek signature	0	
2	No, not happy	22	100.0%
Sysmiss		2978	

Warning: these figures indicate the number of cases found in the data file. They cannot be interpreted as summary statistics of the population of interest.

ac_assess_result: Is this individual capable to participate?

Information	[Type= discrete] [Format=numeric] [Range= 1-98] [Missing=*]
Statistics [NW/ W]	[Valid=1778 /-] [Invalid=1222 /-]

File : AHRI.IsisekeloSempilo.AssessmentOfCapacity.2021.v2

ac_assess_result: Is this individual capable to participate?

Value	Label	Cases	Percentage
1	Yes	1756	<div><div></div></div> 98.8%
2	No	22	<div><div></div></div> 1.2%
93	Prefer not to answer	0	
97	N/A	0	
98	Don't know	0	
Sysmiss		1222	

Warning: these figures indicate the number of cases found in the data file. They cannot be interpreted as summary statistics of the population of interest.

File : AHRI.IsisekeloSempilo.CombinedDataset.2021.v2

project_id: REDCap Project Identifier

Information	[Type= discrete] [Format=numeric] [Range= 477-477] [Missing=*]
Statistics [NW/ W]	[Valid=3000 /-] [Invalid=0 /-]

event_id: REDCap Event Identifier

Information	[Type= discrete] [Format=numeric] [Range= 2442-2442] [Missing=*]
Statistics [NW/ W]	[Valid=3000 /-] [Invalid=0 /-]

IIntId: Individual ID

Information	[Type= continuous] [Format=numeric] [Range= 33-247677] [Missing=*]
Statistics [NW/ W]	[Valid=3000 /-] [Invalid=0 /-] [Mean=101957.494 /-] [StdDev=62006.943 /-]

BSIntId: BSID

Information	[Type= continuous] [Format=numeric] [Range= 21-92261] [Missing=*]
Statistics [NW/ W]	[Valid=3000 /-] [Invalid=0 /-] [Mean=13304.395 /-] [StdDev=18312.546 /-]

urban_or_rural: Is BSID location categorised as urban or rural?

Information	[Type= discrete] [Format=character] [Missing=*]
Statistics [NW/ W]	[Valid=3000 /-] [Invalid=0 /-]

HHIntId: HHID

Information	[Type= continuous] [Format=numeric] [Range= 11-43621] [Missing=*]
Statistics [NW/ W]	[Valid=3000 /-] [Invalid=0 /-] [Mean=15471.323 /-] [StdDev=12613.425 /-]

isigodi: Isigodi Name

Information	[Type= discrete] [Format=character] [Missing=*]
Statistics [NW/ W]	[Valid=3000 /-] [Invalid=0 /-]

municname: Municipality Name

Information	[Type= discrete] [Format=character] [Missing=*]
Statistics [NW/ W]	[Valid=3000 /-] [Invalid=0 /-]

wardno: Ward Number

Information	[Type= discrete] [Format=numeric] [Range= 1-8] [Missing=*]
Statistics [NW/ W]	[Valid=3000 /-] [Invalid=0 /-]

ca_study_arm: Study Arm

Information	[Type= discrete] [Format=numeric] [Range= 1-4] [Missing=*]
Statistics [NW/ W]	[Valid=3000 /-] [Invalid=0 /-]

Value	Label	Cases	Percentage	
1	Arm 1	748		24.9%
2	Arm 2	750		25.0%
3	Arm 3	754		25.1%
4	Arm 4	748		24.9%

Warning: these figures indicate the number of cases found in the data file. They cannot be interpreted as summary statistics of the population of interest.

ca_study_arm_desc: Study Arm - Description

Information	[Type= discrete] [Format=character] [Missing=*]
Statistics [NW/ W]	[Valid=3000 /-]

File : AHRI.IsisekeloSempilo.CombinedDataset.2021.v2

ca_weekblock: Weekblock

Information [Type= discrete] [Format=character] [Missing=*]

Statistics [NW/ W] [Valid=3000 /-] [Invalid=0 /-]

ca_contact_attmp1: Conducting Contact Attempt

Information [Type= discrete] [Format=numeric] [Range= 1-98] [Missing=*]

Statistics [NW/ W] [Valid=3000 /-] [Invalid=0 /-]

Value	Label	Cases	Percentage
1	Yes	3000	100.0%
2	No	0	
93	Prefer not to answer	0	
97	N/A	0	
98	Don't know	0	

Warning: these figures indicate the number of cases found in the data file. They cannot be interpreted as summary statistics of the population of interest.

ca_staffname_attmp1: Staff Member

Information [Type= discrete] [Format=character] [Missing=*]

Statistics [NW/ W] [Valid=3000 /-] [Invalid=0 /-]

ca_datetime_attmp1: Attempt Date and Time

Information [Type= discrete] [Format=character] [Missing=*]

Statistics [NW/ W] [Valid=3000 /-]

ca_was_contacted_attmp1: Was the participant contacted

Information [Type= discrete] [Format=numeric] [Range= 1-98] [Missing=*]

Statistics [NW/ W] [Valid=3000 /-] [Invalid=0 /-]

Value	Label	Cases	Percentage
1	Yes	1077	35.9%
2	No	1902	63.4%
3		21	0.7%
93	Prefer not to answer	0	
97	N/A	0	
98	Don't know	0	

Warning: these figures indicate the number of cases found in the data file. They cannot be interpreted as summary statistics of the population of interest.

ca_was_parenthome_attmp1: Was the participant's parent or guardian at home

Information [Type= discrete] [Format=numeric] [Range= 1-98] [Missing=*]

Statistics [NW/ W] [Valid=361 /-] [Invalid=2639 /-]

Value	Label	Cases	Percentage
1	Yes	241	66.8%
2	No	120	33.2%
93	Prefer not to answer	0	
97	N/A	0	
98	Don't know	0	
Sysmiss		2639	

Warning: these figures indicate the number of cases found in the data file. They cannot be interpreted as summary statistics of the population of interest.

File : AHRI.IsisekeloSempilo.CombinedDataset.2021.v2

ca_parental_consent_attmp1: Was parent or guardian willing to give Informed Consent?

Information [Type= discrete] [Format=numeric] [Range= 1-98] [Missing=*]

Statistics [NW/ W] [Valid=241 /-] [Invalid=2759 /-]

Value	Label	Cases	Percentage
1	Yes	232	96.3%
2	No	9	3.7%
93	Prefer not to answer	0	
97	N/A	0	
98	Don't know	0	
Sysmiss		2759	

Warning: these figures indicate the number of cases found in the data file. They cannot be interpreted as summary statistics of the population of interest.

ca_req_samesex_attmp1: Did the participant asked to be interviewed by a same sex Tracker?

Information [Type= discrete] [Format=numeric] [Range= 1-98] [Missing=*]

Statistics [NW/ W] [Valid=1064 /-] [Invalid=1936 /-]

Value	Label	Cases	Percentage
1	Yes	0	
2	No	1064	100.0%
93	Prefer not to answer	0	
97	N/A	0	
98	Don't know	0	
Sysmiss		1936	

Warning: these figures indicate the number of cases found in the data file. They cannot be interpreted as summary statistics of the population of interest.

ca_samesex_reas_attmp1: What is the reason why the participant requested a same sex Tracker?

Information [Type= discrete] [Format=character] [Missing=*]

Statistics [NW/ W] [Valid=0 /-] [Invalid=0 /-]

ca_surveyed_attmp1: Was the participant contacted and willing to be surveyed?

Information [Type= discrete] [Format=numeric] [Range= 1-98] [Missing=*]

Statistics [NW/ W] [Valid=1066 /-] [Invalid=1934 /-]

Value	Label	Cases	Percentage
1	Yes	892	83.7%
2	No	174	16.3%
93	Prefer not to answer	0	
97	N/A	0	
98	Don't know	0	
Sysmiss		1934	

Warning: these figures indicate the number of cases found in the data file. They cannot be interpreted as summary statistics of the population of interest.

ca_refused_attmp1: Did the participant / parent / guardian refused participation?

Information [Type= discrete] [Format=numeric] [Range= 1-98] [Missing=*]

Statistics [NW/ W] [Valid=186 /-] [Invalid=2814 /-]

Value	Label	Cases	Percentage
1	Yes	58	31.2%
2	No	128	68.8%

File : AHRI.IsisekeloSempilo.CombinedDataset.2021.v2

ca_refused_attmp1: Did the participant / parent / guardian refused participation?

Value	Label	Cases	Percentage
93	Prefer not to answer	0	
97	N/A	0	
98	Don't know	0	
Sysmiss		2814	

Warning: these figures indicate the number of cases found in the data file. They cannot be interpreted as summary statistics of the population of interest.

ca_resch_vsdate_attmp1: Reschedule next visit date

Information	[Type= discrete] [Format=character] [Missing=*]
Statistics [NW/ W]	[Valid=1289 /-]

ca_contact_attmp2: Conducting Contact Attempt

Information	[Type= discrete] [Format=numeric] [Range= 1-98] [Missing=*]
Statistics [NW/ W]	[Valid=2034 /-] [Invalid=966 /-]

Value	Label	Cases	Percentage
1	Yes	1271	62.5%
2	No	763	37.5%
93	Prefer not to answer	0	
97	N/A	0	
98	Don't know	0	
Sysmiss		966	

Warning: these figures indicate the number of cases found in the data file. They cannot be interpreted as summary statistics of the population of interest.

ca_staffname_attmp2: Staff Member

Information	[Type= discrete] [Format=character] [Missing=*]
Statistics [NW/ W]	[Valid=1271 /-] [Invalid=0 /-]

ca_datetime_attmp2: Attempt Date and Time

Information	[Type= discrete] [Format=character] [Missing=*]
Statistics [NW/ W]	[Valid=1271 /-]

ca_was_contacted_attmp2: Was the participant contacted

Information	[Type= discrete] [Format=numeric] [Range= 1-98] [Missing=*]
Statistics [NW/ W]	[Valid=1270 /-] [Invalid=1730 /-]

Value	Label	Cases	Percentage
1	Yes	706	55.6%
2	No	559	44.0%
3		5	0.4%
93	Prefer not to answer	0	
97	N/A	0	
98	Don't know	0	
Sysmiss		1730	



Warning: these figures indicate the number of cases found in the data file. They cannot be interpreted as summary statistics of the population of interest.

ca_was_parenthome_attmp2: Was the participant's parent or guardian at home

Information	[Type= discrete] [Format=numeric] [Range= 1-98] [Missing=*]
Statistics [NW/ W]	[Valid=190 /-] [Invalid=2810 /-]

File : AHRI.IsisekeloSempilo.CombinedDataset.2021.v2



ca_was_parenthome_attmp2: Was the participant's parent or guardian at home

Value	Label	Cases	Percentage
1	Yes	151	 79.5%
2	No	39	 20.5%
93	Prefer not to answer	0	
97	N/A	0	
98	Don't know	0	
Sysmiss		2810	

Warning: these figures indicate the number of cases found in the data file. They cannot be interpreted as summary statistics of the population of interest.

ca_parental_consent_attmp2: Was parent or guardian willing to give Informed Consent?


Information	[Type= discrete] [Format=numeric] [Range= 1-98] [Missing=*]
Statistics [NW/ W]	[Valid=151 /-] [Invalid=2849 /-]

Value	Label	Cases	Percentage
1	Yes	143	 94.7%
2	No	8	 5.3%
93	Prefer not to answer	0	
97	N/A	0	
98	Don't know	0	
Sysmiss		2849	

Warning: these figures indicate the number of cases found in the data file. They cannot be interpreted as summary statistics of the population of interest.

ca_req_samesex_attmp2: Did the participant asked to be interviewed by a same sex Tracker?

Information	[Type= discrete] [Format=numeric] [Range= 1-98] [Missing=*]
Statistics [NW/ W]	[Valid=697 /-] [Invalid=2303 /-]

Value	Label	Cases	Percentage
1	Yes	0	
2	No	697	 100.0%
93	Prefer not to answer	0	
97	N/A	0	
98	Don't know	0	
Sysmiss		2303	



Warning: these figures indicate the number of cases found in the data file. They cannot be interpreted as summary statistics of the population of interest.

ca_samesex_reas_attmp2: What is the reason why the participant requested a same sex Tracker?

Information	[Type= discrete] [Format=character] [Missing=*]
Statistics [NW/ W]	[Valid=1 /-] [Invalid=0 /-]

ca_surveyed_attmp2: Was the participant contacted and willing to be surveyed?

Information	[Type= discrete] [Format=numeric] [Range= 1-98] [Missing=*]
Statistics [NW/ W]	[Valid=702 /-] [Invalid=2298 /-]

Value	Label	Cases	Percentage
1	Yes	590	 84.0%
2	No	112	 16.0%
93	Prefer not to answer	0	
97	N/A	0	

File : AHRI.IsisekeloSempilo.CombinedDataset.2021.v2

ca_surveyed_attmp2: Was the participant contacted and willing to be surveyed?

Value	Label	Cases	Percentage
98	Don't know	0	
Sysmiss		2298	

Warning: these figures indicate the number of cases found in the data file. They cannot be interpreted as summary statistics of the population of interest.

ca_refused_attmp2: Did the participant / parent / guardian refused participation?

Information	[Type= discrete] [Format=numeric] [Range= 1-98] [Missing=*]
Statistics [NW/ W]	[Valid=120 /-] [Invalid=2880 /-]

Value	Label	Cases	Percentage
1	Yes	72	60.0%
2	No	48	40.0%
93	Prefer not to answer	0	
97	N/A	0	
98	Don't know	0	
Sysmiss		2880	

Warning: these figures indicate the number of cases found in the data file. They cannot be interpreted as summary statistics of the population of interest.

ca_resch_vsdate_attmp2: Reschedule next visit date

Information	[Type= discrete] [Format=character] [Missing=*]
Statistics [NW/ W]	[Valid=443 /-]

ca_contact_attmp3: Conducting Contact Attempt

Information	[Type= discrete] [Format=numeric] [Range= 1-98] [Missing=*]
Statistics [NW/ W]	[Valid=610 /-] [Invalid=2390 /-]

Value	Label	Cases	Percentage
1	Yes	478	78.4%
2	No	132	21.6%
93	Prefer not to answer	0	
97	N/A	0	
98	Don't know	0	
Sysmiss		2390	

Warning: these figures indicate the number of cases found in the data file. They cannot be interpreted as summary statistics of the population of interest.

ca_staffname_attmp3: Staff Member

Information	[Type= discrete] [Format=character] [Missing=*]
Statistics [NW/ W]	[Valid=481 /-] [Invalid=0 /-]

ca_datetime_attmp3: Attempt Date and Time

Information	[Type= discrete] [Format=character] [Missing=*]
Statistics [NW/ W]	[Valid=481 /-]

ca_was_contacted_attmp3: Was the participant contacted

Information	[Type= discrete] [Format=numeric] [Range= 1-98] [Missing=*]
Statistics [NW/ W]	[Valid=481 /-] [Invalid=2519 /-]

Value	Label	Cases	Percentage
1	Yes	233	48.4%

File : AHRI.IsisekeloSempilo.CombinedDataset.2021.v2

ca_was_contacted_attmp3: Was the participant contacted

Value	Label	Cases	Percentage
2	No	245	50.9%
3		3	0.6%
93	Prefer not to answer	0	
97	N/A	0	
98	Don't know	0	
Sysmiss		2519	

Warning: these figures indicate the number of cases found in the data file. They cannot be interpreted as summary statistics of the population of interest.

ca_was_parenthome_attmp3: Was the participant's parent or guardian at home

Information	[Type= discrete] [Format=numeric] [Range= 1-98] [Missing=*]
Statistics [NW/ W]	[Valid=62 /-] [Invalid=2938 /-]

Value	Label	Cases	Percentage
1	Yes	50	80.6%
2	No	12	19.4%
93	Prefer not to answer	0	
97	N/A	0	
98	Don't know	0	
Sysmiss		2938	

Warning: these figures indicate the number of cases found in the data file. They cannot be interpreted as summary statistics of the population of interest.

ca_parental_consent_attmp3: Was parent or guardian willing to give Informed Consent?

Information	[Type= discrete] [Format=numeric] [Range= 1-98] [Missing=*]
Statistics [NW/ W]	[Valid=50 /-] [Invalid=2950 /-]

Value	Label	Cases	Percentage
1	Yes	48	96.0%
2	No	2	4.0%
93	Prefer not to answer	0	
97	N/A	0	
98	Don't know	0	
Sysmiss		2950	

Warning: these figures indicate the number of cases found in the data file. They cannot be interpreted as summary statistics of the population of interest.

ca_req_samesex_attmp3: Did the participant asked to be interviewed by a same sex Tracker?

Information	[Type= discrete] [Format=numeric] [Range= 1-98] [Missing=*]
Statistics [NW/ W]	[Valid=230 /-] [Invalid=2770 /-]

Value	Label	Cases	Percentage
1	Yes	0	
2	No	230	100.0%
93	Prefer not to answer	0	
97	N/A	0	
98	Don't know	0	
Sysmiss		2770	

Warning: these figures indicate the number of cases found in the data file. They cannot be interpreted as summary statistics of the population of interest.

File : AHRI.IsisekeloSempilo.CombinedDataset.2021.v2

ca_samesex_reas_attmp3: What is the reason why the participant requested a same sex Tracker?

Information	[Type= discrete] [Format=character] [Missing=*]
Statistics [NW/ W]	[Valid=0 /-] [Invalid=0 /-]

ca_surveyed_attmp3: Was the participant contacted and willing to be surveyed?

Information	[Type= discrete] [Format=numeric] [Range= 1-98] [Missing=*]
Statistics [NW/ W]	[Valid=229 /-] [Invalid=2771 /-]

Value	Label	Cases	Percentage
1	Yes	188	82.1%
2	No	41	17.9%
93	Prefer not to answer	0	
97	N/A	0	
98	Don't know	0	
Sysmiss		2771	

Warning: these figures indicate the number of cases found in the data file. They cannot be interpreted as summary statistics of the population of interest.

ca_refused_attmp3: Did the participant / parent / guardian refused participation?

Information	[Type= discrete] [Format=numeric] [Range= 1-98] [Missing=*]
Statistics [NW/ W]	[Valid=44 /-] [Invalid=2956 /-]

Value	Label	Cases	Percentage
1	Yes	26	59.1%
2	No	18	40.9%
93	Prefer not to answer	0	
97	N/A	0	
98	Don't know	0	
Sysmiss		2956	

Warning: these figures indicate the number of cases found in the data file. They cannot be interpreted as summary statistics of the population of interest.

ca_resch_vsdate_attmp3: Reschedule next visit date

Information	[Type= discrete] [Format=character] [Missing=*]
Statistics [NW/ W]	[Valid=187 /-]

ca_contact_attmp4: Conducting Contact Attempt

Information	[Type= discrete] [Format=numeric] [Range= 1-98] [Missing=*]
Statistics [NW/ W]	[Valid=265 /-] [Invalid=2735 /-]

Value	Label	Cases	Percentage
1	Yes	188	70.9%
2	No	77	29.1%
93	Prefer not to answer	0	
97	N/A	0	
98	Don't know	0	
Sysmiss		2735	

Warning: these figures indicate the number of cases found in the data file. They cannot be interpreted as summary statistics of the population of interest.

ca_staffname_attmp4: Staff Member

Information	[Type= discrete] [Format=character] [Missing=*]
Statistics [NW/ W]	[Valid=188 /-] [Invalid=0 /-]

File : AHRI.IsisekeloSempilo.CombinedDataset.2021.v2

ca_datetime_attmp4: Attempt Date and Time

Information [Type= discrete] [Format=character] [Missing=*]

Statistics [NW/ W] [Valid=188 /-]

ca_was_contacted_attmp4: Was the participant contacted

Information [Type= discrete] [Format=numeric] [Range= 1-98] [Missing=*]

Statistics [NW/ W] [Valid=187 /-] [Invalid=2813 /-]

Value	Label	Cases	Percentage
1	Yes	82	43.9%
2	No	105	56.1%
93	Prefer not to answer	0	
97	N/A	0	
98	Don't know	0	
Sysmiss		2813	

Warning: these figures indicate the number of cases found in the data file. They cannot be interpreted as summary statistics of the population of interest.

ca_was_parenthome_attmp4: Was the participant's parent or guardian at home

Information [Type= discrete] [Format=numeric] [Range= 1-98] [Missing=*]

Statistics [NW/ W] [Valid=19 /-] [Invalid=2981 /-]

Value	Label	Cases	Percentage
1	Yes	10	52.6%
2	No	9	47.4%
93	Prefer not to answer	0	
97	N/A	0	
98	Don't know	0	
Sysmiss		2981	

Warning: these figures indicate the number of cases found in the data file. They cannot be interpreted as summary statistics of the population of interest.

# ca_parental_consent_attmp4: Was parent or guardian willing to give Informed Consent?			
Information	[Type= discrete] [Format=numeric] [Range= 1-98] [Missing=*]		
Statistics [NW/ W]	[Valid=10 /-] [Invalid=2990 /-]		
Value	Label	Cases	Percentage
1	Yes	10	<div><div></div></div> 100.0%
2	No	0	
93	Prefer not to answer	0	
97	N/A	0	
98	Don't know	0	
Sysmiss		2990	
Warning: these figures indicate the number of cases found in the data file. They cannot be interpreted as summary statistics of the population of interest.			
# ca_req_samesex_attmp4: Did the participant asked to be interviewed by a same sex Tracker?			
Information	[Type= discrete] [Format=numeric] [Range= 1-98] [Missing=*]		
Statistics [NW/ W]	[Valid=82 /-] [Invalid=2918 /-]		
Value	Label	Cases	Percentage
1	Yes	0	
2	No	82	<div><div></div></div> 100.0%
93	Prefer not to answer	0	
97	N/A	0	
98	Don't know	0	
Sysmiss		2918	
Warning: these figures indicate the number of cases found in the data file. They cannot be interpreted as summary statistics of the population of interest.			
# ca_samesex_reas_attmp4: What is the reason why the participant requested a same sex Tracker?			
Information	[Type= discrete] [Format=character] [Missing=*]		
Statistics [NW/ W]	[Valid=0 /-] [Invalid=0 /-]		
# ca_surveyed_attmp4: Was the participant contacted and willing to be surveyed?			
Information	[Type= discrete] [Format=numeric] [Range= 1-98] [Missing=*]		
Statistics [NW/ W]	[Valid=82 /-] [Invalid=2918 /-]		
Value	Label	Cases	Percentage
1	Yes	55	<div><div></div></div> 67.1%
2	No	27	<div><div></div></div> 32.9%
93	Prefer not to answer	0	
97	N/A	0	
98	Don't know	0	
Sysmiss		2918	
Warning: these figures indicate the number of cases found in the data file. They cannot be interpreted as summary statistics of the population of interest.			
# ca_refused_attmp4: Did the participant / parent / guardian refused participation?			
Information	[Type= discrete] [Format=numeric] [Range= 1-98] [Missing=*]		
Statistics [NW/ W]	[Valid=27 /-] [Invalid=2973 /-]		
Value	Label	Cases	Percentage
1	Yes	16	<div><div></div></div> 59.3%
2	No	11	<div><div></div></div> 40.7%
93	Prefer not to answer	0	
97	N/A	0	

ca_refused_attmp4: Did the participant / parent / guardian refused participation?

Value	Label	Cases	Percentage
98	Don't know	0	
Sysmiss		2973	

Warning: these figures indicate the number of cases found in the data file. They cannot be interpreted as summary statistics of the population of interest.

ca_resch_vsdate_attmp4: Reschedule next visit date

Information	[Type= discrete] [Format=character] [Missing=*]
Statistics [NW/ W]	[Valid=2 /-]

ca_contact_attmp5: Conducting Contact Attempt

Information	[Type= discrete] [Format=numeric] [Range= 1-98] [Missing=*]
Statistics [NW/ W]	[Valid=118 /-] [Invalid=2882 /-]

Value	Label	Cases	Percentage
1	Yes	67	<div></div> 56.8%
2	No	51	<div></div> 43.2%
93	Prefer not to answer	0	
97	N/A	0	
98	Don't know	0	
Sysmiss		2882	

Warning: these figures indicate the number of cases found in the data file. They cannot be interpreted as summary statistics of the population of interest.

ca_staffname_attmp5: Staff Member

Information	[Type= discrete] [Format=character] [Missing=*]
Statistics [NW/ W]	[Valid=67 /-] [Invalid=0 /-]

ca_datetime_attmp5: Attempt Date and Time

Information	[Type= discrete] [Format=character] [Missing=*]
Statistics [NW/ W]	[Valid=67 /-]

ca_was_contacted_attmp5: Was the participant contacted

Information	[Type= discrete] [Format=numeric] [Range= 1-98] [Missing=*]
Statistics [NW/ W]	[Valid=67 /-] [Invalid=2933 /-]

Value	Label	Cases	Percentage
1	Yes	31	<div></div> 46.3%
2	No	36	<div></div> 53.7%
93	Prefer not to answer	0	
97	N/A	0	
98	Don't know	0	
Sysmiss		2933	

Warning: these figures indicate the number of cases found in the data file. They cannot be interpreted as summary statistics of the population of interest.

ca_was_parenthome_attmp5: Was the participant's parent or guardian at home

Information	[Type= discrete] [Format=numeric] [Range= 1-98] [Missing=*]
Statistics [NW/ W]	[Valid=6 /-] [Invalid=2994 /-]

Value	Label	Cases	Percentage
1	Yes	3	<div></div> 50.0%
2	No	3	<div></div> 50.0%
93	Prefer not to answer	0	

# ca_was_parenthome_attmp5: Was the participant's parent or guardian at home			
Value	Label	Cases	Percentage
97	N/A	0	
98	Don't know	0	
Sysmiss		2994	
Warning: these figures indicate the number of cases found in the data file. They cannot be interpreted as summary statistics of the population of interest.			
# ca_parental_consent_attmp5: Was parent or guardian willing to give Informed Consent?			
Information	[Type= discrete] [Format=numeric] [Range= 1-98] [Missing=*]		
Statistics [NW/ W]	[Valid=3 /-] [Invalid=2997 /-]		
Value	Label	Cases	Percentage
1	Yes	3	<div><div></div></div> 100.0%
2	No	0	
93	Prefer not to answer	0	
97	N/A	0	
98	Don't know	0	
Sysmiss		2997	
Warning: these figures indicate the number of cases found in the data file. They cannot be interpreted as summary statistics of the population of interest.			
# ca_req_samesex_attmp5: Did the participant asked to be interviewed by a same sex Tracker?			
Information	[Type= discrete] [Format=numeric] [Range= 1-98] [Missing=*]		
Statistics [NW/ W]	[Valid=31 /-] [Invalid=2969 /-]		
Value	Label	Cases	Percentage
1	Yes	0	
2	No	31	<div><div></div></div> 100.0%
93	Prefer not to answer	0	
97	N/A	0	
98	Don't know	0	
Sysmiss		2969	
Warning: these figures indicate the number of cases found in the data file. They cannot be interpreted as summary statistics of the population of interest.			
# ca_samesex_reas_attmp5: What is the reason why the participant requested a same sex Tracker?			
Information	[Type= discrete] [Format=character] [Missing=*]		
Statistics [NW/ W]	[Valid=0 /-] [Invalid=0 /-]		
# ca_surveyed_attmp5: Was the participant contacted and willing to be surveyed?			
Information	[Type= discrete] [Format=numeric] [Range= 1-98] [Missing=*]		
Statistics [NW/ W]	[Valid=31 /-] [Invalid=2969 /-]		
Value	Label	Cases	Percentage
1	Yes	23	<div><div></div></div> 74.2%
2	No	8	<div><div></div></div> 25.8%
93	Prefer not to answer	0	
97	N/A	0	
98	Don't know	0	
Sysmiss		2969	
Warning: these figures indicate the number of cases found in the data file. They cannot be interpreted as summary statistics of the population of interest.			
# ca_refused_attmp5: Did the participant / parent / guardian refused participation?			
Information	[Type= discrete] [Format=numeric] [Range= 1-98] [Missing=*]		

# ca_refused_attmp5: Did the participant / parent / guardian refused participation?			
Statistics [NW/ W]		[Valid=8 /-] [Invalid=2992 /-]	
Value	Label	Cases	Percentage
1	Yes	2	<div><div></div></div> 25.0%
2	No	6	<div><div></div></div> 75.0%
93	Prefer not to answer	0	
97	N/A	0	
98	Don't know	0	
Sysmiss		2992	
Warning: these figures indicate the number of cases found in the data file. They cannot be interpreted as summary statistics of the population of interest.			
# ca_resch_vsdate_attmp5: Reschedule next visit date			
Information		[Type= discrete] [Format=character] [Missing=*]	
Statistics [NW/ W]		[Valid=2 /-]	
# ca_contact_attmp6: Conducting Contact Attempt			
Information		[Type= discrete] [Format=numeric] [Range= 1-98] [Missing=*]	
Statistics [NW/ W]		[Valid=43 /-] [Invalid=2957 /-]	
Value	Label	Cases	Percentage
1	Yes	22	<div><div></div></div> 51.2%
2	No	21	<div><div></div></div> 48.8%
93	Prefer not to answer	0	
97	N/A	0	
98	Don't know	0	
Sysmiss		2957	
Warning: these figures indicate the number of cases found in the data file. They cannot be interpreted as summary statistics of the population of interest.			
# ca_staffname_attmp6: Staff Member			
Information		[Type= discrete] [Format=character] [Missing=*]	
Statistics [NW/ W]		[Valid=22 /-] [Invalid=0 /-]	
# ca_datetime_attmp6: Attempt Date and Time			
Information		[Type= discrete] [Format=character] [Missing=*]	
Statistics [NW/ W]		[Valid=22 /-]	
# ca_was_contacted_attmp6: Was the participant contacted			
Information		[Type= discrete] [Format=numeric] [Range= 1-98] [Missing=*]	
Statistics [NW/ W]		[Valid=22 /-] [Invalid=2978 /-]	
Value	Label	Cases	Percentage
1	Yes	11	<div><div></div></div> 50.0%
2	No	11	<div><div></div></div> 50.0%
93	Prefer not to answer	0	
97	N/A	0	
98	Don't know	0	
Sysmiss		2978	
Warning: these figures indicate the number of cases found in the data file. They cannot be interpreted as summary statistics of the population of interest.			
# ca_was_parenthome_attmp6: Was the participant's parent or guardian at home			
Information		[Type= discrete] [Format=numeric] [Range= 1-98] [Missing=*]	

# ca_was_parenthome_attmp6: Was the participant's parent or guardian at home			
Statistics [NW/ W]		[Valid=2 /-] [Invalid=2998 /-]	
Value	Label	Cases	Percentage
1	Yes	1	<div></div> 50.0%
2	No	1	<div></div> 50.0%
93	Prefer not to answer	0	
97	N/A	0	
98	Don't know	0	
Sysmiss		2998	
Warning: these figures indicate the number of cases found in the data file. They cannot be interpreted as summary statistics of the population of interest.			
# ca_parental_consent_attmp6: Was parent or guardian willing to give Informed Consent?			
Information		[Type= discrete] [Format=numeric] [Range= 1-98] [Missing=*]	
Statistics [NW/ W]		[Valid=1 /-] [Invalid=2999 /-]	
Value	Label	Cases	Percentage
1	Yes	1	<div></div> 100.0%
2	No	0	
93	Prefer not to answer	0	
97	N/A	0	
98	Don't know	0	
Sysmiss		2999	
Warning: these figures indicate the number of cases found in the data file. They cannot be interpreted as summary statistics of the population of interest.			
# ca_req_samesex_attmp6: Did the participant asked to be interviewed by a same sex Tracker?			
Information		[Type= discrete] [Format=numeric] [Range= 1-98] [Missing=*]	
Statistics [NW/ W]		[Valid=11 /-] [Invalid=2989 /-]	
Value	Label	Cases	Percentage
1	Yes	0	
2	No	11	<div></div> 100.0%
93	Prefer not to answer	0	
97	N/A	0	
98	Don't know	0	
Sysmiss		2989	
Warning: these figures indicate the number of cases found in the data file. They cannot be interpreted as summary statistics of the population of interest.			
# ca_samesex_reas_attmp6: What is the reason why the participant requested a same sex Tracker?			
Information		[Type= discrete] [Format=character] [Missing=*]	
Statistics [NW/ W]		[Valid=0 /-] [Invalid=0 /-]	
# ca_surveyed_attmp6: Was the participant contacted and willing to be surveyed?			
Information		[Type= discrete] [Format=numeric] [Range= 1-98] [Missing=*]	
Statistics [NW/ W]		[Valid=11 /-] [Invalid=2989 /-]	
Value	Label	Cases	Percentage
1	Yes	6	<div></div> 54.5%
2	No	5	<div></div> 45.5%
93	Prefer not to answer	0	
97	N/A	0	
98	Don't know	0	

# ca_surveyed_attmp6: Was the participant contacted and willing to be surveyed?			
Value	Label	Cases	Percentage
Sysmiss		2989	
Warning: these figures indicate the number of cases found in the data file. They cannot be interpreted as summary statistics of the population of interest.			
# ca_refused_attmp6: Did the participant / parent / guardian refused participation?			
Information	[Type= discrete] [Format=numeric] [Range= 1-98] [Missing=*]		
Statistics [NW/ W]	[Valid=5 -/] [Invalid=2995 -/]		
Value	Label	Cases	Percentage
1	Yes	1	<div></div> 20.0%
2	No	4	<div></div> 80.0%
93	Prefer not to answer	0	
97	N/A	0	
98	Don't know	0	
Sysmiss		2995	
Warning: these figures indicate the number of cases found in the data file. They cannot be interpreted as summary statistics of the population of interest.			
# ca_resch_vsdate_attmp6: Reschedule next visit date			
Information	[Type= discrete] [Format=character] [Missing=*]		
Statistics [NW/ W]	[Valid=0 -/]		
# ca_refused_by: Who refuse participation?			
Information	[Type= discrete] [Format=numeric] [Range= 1-96] [Missing=*]		
Statistics [NW/ W]	[Valid=175 -/] [Invalid=2825 -/]		
Value	Label	Cases	Percentage
1	Self	167	<div></div> 95.4%
2	Partner	1	<div></div> 0.6%
3	HH Head	1	<div></div> 0.6%
4	BS Owner	0	
5	Parent/Guardian	6	<div></div> 3.4%
96	Other, specify	0	
Sysmiss		2825	
Warning: these figures indicate the number of cases found in the data file. They cannot be interpreted as summary statistics of the population of interest.			
# ca_proj_handover_request: Fieldworker: Request handover of Non-Contact to Project Coordinator?			
Information	[Type= discrete] [Format=numeric] [Range= 1-98] [Missing=*]		
Statistics [NW/ W]	[Valid=1227 -/] [Invalid=1773 -/]		
Value	Label	Cases	Percentage
1	Yes	373	<div></div> 30.4%
2	No	854	<div></div> 69.6%
93	Prefer not to answer	0	
97	N/A	0	
98	Don't know	0	
Sysmiss		1773	
Warning: these figures indicate the number of cases found in the data file. They cannot be interpreted as summary statistics of the population of interest.			
# ca_proj_noncontact_reas: Select reason for non-contact in field			
Information	[Type= discrete] [Format=numeric] [Range= 4-96] [Missing=*]		
Statistics [NW/ W]	[Valid=388 -/] [Invalid=2612 -/]		

# ca_proj_noncontact_reas: Select reason for non-contact in field			
Value	Label	Cases	Percentage
4	Not found after 4 attempts	78	<div><div></div></div> 20.1%
7	Temporarily away for more than 2 months	31	<div><div></div></div> 8.0%
8	Stay in currently Avoided BS/HH	0	
9	Outmigrated to unknown destination	45	<div><div></div></div> 11.6%
11	Out-migrated within PIPSA, but unable to visit	24	<div><div></div></div> 6.2%
12	Contacted, but unable to conduct survey after 4x contact attempts	0	
13	Unable to acquire parental consent after 4x contact visits	0	
14		1	<div><div></div></div> 0.3%
96	Other, specify	209	<div><div></div></div> 53.9%
Sysmiss		2612	
Warning: these figures indicate the number of cases found in the data file. They cannot be interpreted as summary statistics of the population of interest.			
# ca_coordn_approval: Was this request for a Non-Contact approved?			
Information	[Type= discrete] [Format=numeric] [Range= 1-2] [Missing=*]		
Statistics [NW/ W]	[Valid=374 /-] [Invalid=2626 /-]		
Value	Label	Cases	Percentage
1	Yes, approved	373	<div><div></div></div> 99.7%
2	No, denied	1	<div><div></div></div> 0.3%
Sysmiss		2626	
Warning: these figures indicate the number of cases found in the data file. They cannot be interpreted as summary statistics of the population of interest.			
# ca_premature_reas: Select reason for pre-mature completion			
Information	[Type= discrete] [Format=numeric] [Range= 1-96] [Missing=*]		
Statistics [NW/ W]	[Valid=677 /-] [Invalid=2323 /-]		
Value	Label	Cases	Percentage
1	Reported dead?	9	<div><div></div></div> 1.3%
2	Outmigrated outside PIPSA	637	<div><div></div></div> 94.1%
96	Other, specify	31	<div><div></div></div> 4.6%
Sysmiss		2323	
Warning: these figures indicate the number of cases found in the data file. They cannot be interpreted as summary statistics of the population of interest.			
# ca_visitdate: Visit Date			
Information	[Type= discrete] [Format=character] [Missing=*]		
Statistics [NW/ W]	[Valid=2608 /-]		
# pd_dob: Date Of Birth			
Information	[Type= discrete] [Format=character] [Missing=*]		
Statistics [NW/ W]	[Valid=3000 /-]		
# pd_age: Age			
Information	[Type= discrete] [Format=character] [Missing=*]		
Statistics [NW/ W]	[Valid=1759 /-] [Invalid=0 /-]		
# pd_sex: Sex			
Information	[Type= discrete] [Format=numeric] [Range= 1-2] [Missing=*]		
Statistics [NW/ W]	[Valid=3000 /-] [Invalid=0 /-]		

# pd_sex: Sex			
Value	Label	Cases	Percentage
1	Male	1499	<div></div> 50.0%
2	Female	1501	<div></div> 50.0%
Warning: these figures indicate the number of cases found in the data file. They cannot be interpreted as summary statistics of the population of interest.			
# ac_date: Capacity assessment date			
Information	[Type= discrete] [Format=character] [Missing=*]		
Statistics [NW/ W]	[Valid=1779 /-]		
# ac_assess_step1: HAPPY with Step 1?			
Information	[Type= discrete] [Format=numeric] [Range= 1-2] [Missing=*]		
Statistics [NW/ W]	[Valid=1779 /-] [Invalid=1221 /-]		
Value	Label	Cases	Percentage
1	Yes, seek signature	1757	<div></div> 98.8%
2	No, not happy	22	<div></div> 1.2%
Sysmiss		1221	
Warning: these figures indicate the number of cases found in the data file. They cannot be interpreted as summary statistics of the population of interest.			
# ac_assess_step2: HAPPY with Step 2?			
Information	[Type= discrete] [Format=numeric] [Range= 1-2] [Missing=*]		
Statistics [NW/ W]	[Valid=22 /-] [Invalid=2978 /-]		
Value	Label	Cases	Percentage
1	Yes, seek signature	0	
2	No, not happy	22	<div></div> 100.0%
Sysmiss		2978	
Warning: these figures indicate the number of cases found in the data file. They cannot be interpreted as summary statistics of the population of interest.			
# ac_assess_step3: HAPPY with Step 3?			
Information	[Type= discrete] [Format=numeric] [Range= 1-2] [Missing=*]		
Statistics [NW/ W]	[Valid=22 /-] [Invalid=2978 /-]		
Value	Label	Cases	Percentage
1	Yes, seek signature	0	
2	No, not happy	22	<div></div> 100.0%
Sysmiss		2978	
Warning: these figures indicate the number of cases found in the data file. They cannot be interpreted as summary statistics of the population of interest.			
# ac_assess_result: Is this individual capable to participate?			
Information	[Type= discrete] [Format=numeric] [Range= 1-98] [Missing=*]		
Statistics [NW/ W]	[Valid=1778 /-] [Invalid=1222 /-]		
Value	Label	Cases	Percentage
1	Yes	1756	<div></div> 98.8%
2	No	22	<div></div> 1.2%
93	Prefer not to answer	0	
97	N/A	0	
98	Don't know	0	
Sysmiss		1222	
Warning: these figures indicate the number of cases found in the data file. They cannot be interpreted as summary statistics of the population of interest.			

# ic_caregiver_starttime: Informed Consent for Care Giver - Start Time			
Information	[Type= discrete] [Format=character] [Missing=*]		
Statistics [NW/ W]	[Valid=266 /-]		
# ic_caregv_age_verify: Has the volunteer's age been verified?			
Information	[Type= discrete] [Format=numeric] [Range= 1-98] [Missing=*]		
Statistics [NW/ W]	[Valid=266 /-] [Invalid=2734 /-]		
Value	Label	Cases	Percentage
1	Yes	241	<div><div></div></div> 90.6%
2	No	25	<div><div></div></div> 9.4%
93	Prefer not to answer	0	
97	N/A	0	
98	Don't know	0	
Sysmiss		2734	
Warning: these figures indicate the number of cases found in the data file. They cannot be interpreted as summary statistics of the population of interest.			
# ic_caregv_verified_how: If yes, indicate below how the participant's age has been verified?			
Information	[Type= discrete] [Format=numeric] [Range= 1-96] [Missing=*]		
Statistics [NW/ W]	[Valid=241 /-] [Invalid=2759 /-]		
Value	Label	Cases	Percentage
1	Birth Certificate	207	<div><div></div></div> 85.9%
2	ID	12	<div><div></div></div> 5.0%
96	Other, specify	22	<div><div></div></div> 9.1%
Sysmiss		2759	
Warning: these figures indicate the number of cases found in the data file. They cannot be interpreted as summary statistics of the population of interest.			
# ic_caregv_who_consent: Who has provided consent for this volunteer to participate in this study?			
Information	[Type= discrete] [Format=numeric] [Range= 1-96] [Missing=*]		
Statistics [NW/ W]	[Valid=240 /-] [Invalid=2760 /-]		
Value	Label	Cases	Percentage
1	Parent	140	<div><div></div></div> 58.3%
2	Legal Guardian	84	<div><div></div></div> 35.0%
3	Care Provided	15	<div><div></div></div> 6.2%
96	Other, specify	1	<div><div></div></div> 0.4%
Sysmiss		2760	
Warning: these figures indicate the number of cases found in the data file. They cannot be interpreted as summary statistics of the population of interest.			
# ic_caregv_enough_info: Have you received enough information about the study?			
Information	[Type= discrete] [Format=numeric] [Range= 1-98] [Missing=*]		
Statistics [NW/ W]	[Valid=265 /-] [Invalid=2735 /-]		
Value	Label	Cases	Percentage
1	Yes	265	<div><div></div></div> 100.0%
2	No	0	
93	Prefer not to answer	0	
97	N/A	0	
98	Don't know	0	
Sysmiss		2735	
Warning: these figures indicate the number of cases found in the data file. They cannot be interpreted as summary statistics of the population of interest.			

# ic_caregv_ask_questions: Have you been given an opportunity to ask questions about the study and been giv			
Information		[Type= discrete] [Format=numeric] [Range= 1-98] [Missing=*]	
Statistics [NW/ W]		[Valid=265 -/] [Invalid=2735 -/]	
Value	Label	Cases	Percentage
1	Yes	265	<div><div></div></div> 100.0%
2	No	0	
93	Prefer not to answer	0	
97	N/A	0	
98	Don't know	0	
Sysmiss		2735	
Warning: these figures indicate the number of cases found in the data file. They cannot be interpreted as summary statistics of the population of interest.			
# ic_caregv_consent_study: Do you agree for your child/ward to take part in this study?			
Information		[Type= discrete] [Format=numeric] [Range= 1-98] [Missing=*]	
Statistics [NW/ W]		[Valid=265 -/] [Invalid=2735 -/]	
Value	Label	Cases	Percentage
1	Yes	265	<div><div></div></div> 100.0%
2	No	0	
93	Prefer not to answer	0	
97	N/A	0	
98	Don't know	0	
Sysmiss		2735	
Warning: these figures indicate the number of cases found in the data file. They cannot be interpreted as summary statistics of the population of interest.			
# ic_caregv_consent_intv: Do you agree for your child/ward to be offered any interventions we have describ			
Information		[Type= discrete] [Format=numeric] [Range= 1-98] [Missing=*]	
Statistics [NW/ W]		[Valid=265 -/] [Invalid=2735 -/]	
Value	Label	Cases	Percentage
1	Yes	265	<div><div></div></div> 100.0%
2	No	0	
93	Prefer not to answer	0	
97	N/A	0	
98	Don't know	0	
Sysmiss		2735	
Warning: these figures indicate the number of cases found in the data file. They cannot be interpreted as summary statistics of the population of interest.			

# ic_caregv_consent_12mthfu: Do you agree for your child/ward to be followed up at 12 months?			
Information	[Type= discrete] [Format=numeric] [Range= 1-98] [Missing=*]		
Statistics [NW/ W]	[Valid=265 /-] [Invalid=2735 /-]		
Value	Label	Cases	Percentage
1	Yes	265	<div><div></div></div> 100.0%
2	No	0	
93	Prefer not to answer	0	
97	N/A	0	
98	Don't know	0	
Sysmiss		2735	
Warning: these figures indicate the number of cases found in the data file. They cannot be interpreted as summary statistics of the population of interest.			
# ic_caregv_consent_specstor: Do you agree for your child/ward specimen to be stored?			
Information	[Type= discrete] [Format=numeric] [Range= 1-98] [Missing=*]		
Statistics [NW/ W]	[Valid=265 /-] [Invalid=2735 /-]		
Value	Label	Cases	Percentage
1	Yes	264	<div><div></div></div> 99.6%
2	No	1	<div><div></div></div> 0.4%
93	Prefer not to answer	0	
97	N/A	0	
98	Don't know	0	
Sysmiss		2735	
Warning: these figures indicate the number of cases found in the data file. They cannot be interpreted as summary statistics of the population of interest.			
# ic_caregv_consent_fut_test: Do you agree to have future research tests (such as other sexually transmitted i			
Information	[Type= discrete] [Format=numeric] [Range= 1-98] [Missing=*]		
Statistics [NW/ W]	[Valid=264 /-] [Invalid=2736 /-]		
Value	Label	Cases	Percentage
1	Yes	264	<div><div></div></div> 100.0%
2	No	0	
93	Prefer not to answer	0	
97	N/A	0	
98	Don't know	0	
Sysmiss		2736	
Warning: these figures indicate the number of cases found in the data file. They cannot be interpreted as summary statistics of the population of interest.			
# ic_caregv_ref_witness: Tick box if participant is not literate and refuses to have witness present:			
Information	[Type= discrete] [Format=numeric] [Range= 1-98] [Missing=*]		
Statistics [NW/ W]	[Valid=30 /-] [Invalid=2970 /-]		
Value	Label	Cases	Percentage
1	Yes	9	<div><div></div></div> 30.0%
2	No	21	<div><div></div></div> 70.0%
93	Prefer not to answer	0	
97	N/A	0	
98	Don't know	0	
Sysmiss		2970	
Warning: these figures indicate the number of cases found in the data file. They cannot be interpreted as summary statistics of the population of interest.			

# ic_caregv_consent_repheal: Sexual reproductive health testing and treatment			
Information	[Type= discrete] [Format=numeric] [Range= 1-98] [Missing=*]		
Statistics [NW/ W]	[Valid=265 /-] [Invalid=2735 /-]		
Value	Label	Cases	Percentage
1	Yes	258	<div><div></div></div> 97.4%
2	No	7	<div><div></div></div> 2.6%
93	Prefer not to answer	0	
97	N/A	0	
98	Don't know	0	
Sysmiss		2735	
Warning: these figures indicate the number of cases found in the data file. They cannot be interpreted as summary statistics of the population of interest.			
# ic_caregv_consent_sexheal: Sexual health (including family planning and condoms)			
Information	[Type= discrete] [Format=numeric] [Range= 1-98] [Missing=*]		
Statistics [NW/ W]	[Valid=265 /-] [Invalid=2735 /-]		
Value	Label	Cases	Percentage
1	Yes	242	<div><div></div></div> 91.3%
2	No	23	<div><div></div></div> 8.7%
93	Prefer not to answer	0	
97	N/A	0	
98	Don't know	0	
Sysmiss		2735	
Warning: these figures indicate the number of cases found in the data file. They cannot be interpreted as summary statistics of the population of interest.			
# ic_caregv_consent_hivtest: HIV testing			
Information	[Type= discrete] [Format=numeric] [Range= 1-98] [Missing=*]		
Statistics [NW/ W]	[Valid=265 /-] [Invalid=2735 /-]		
Value	Label	Cases	Percentage
1	Yes	253	<div><div></div></div> 95.5%
2	No	12	<div><div></div></div> 4.5%
93	Prefer not to answer	0	
97	N/A	0	
98	Don't know	0	
Sysmiss		2735	
Warning: these figures indicate the number of cases found in the data file. They cannot be interpreted as summary statistics of the population of interest.			
# ic_caregv_consent_hivtreat: HIV treatment (ART) if they are positive			
Information	[Type= discrete] [Format=numeric] [Range= 1-98] [Missing=*]		
Statistics [NW/ W]	[Valid=265 /-] [Invalid=2735 /-]		
Value	Label	Cases	Percentage
1	Yes	239	<div><div></div></div> 90.2%
2	No	26	<div><div></div></div> 9.8%
93	Prefer not to answer	0	
97	N/A	0	
98	Don't know	0	
Sysmiss		2735	
Warning: these figures indicate the number of cases found in the data file. They cannot be interpreted as summary statistics of the population of interest.			

# ic_caregv_consent_prep: PrEP if they are eligible			
Information	[Type= discrete] [Format=numeric] [Range= 1-98] [Missing=*]		
Statistics [NW/ W]	[Valid=265 /-] [Invalid=2735 /-]		
Value	Label	Cases	Percentage
1	Yes	235	<div><div></div></div> 88.7%
2	No	30	<div><div></div></div> 11.3%
93	Prefer not to answer	0	
97	N/A	0	
98	Don't know	0	
Sysmiss		2735	
Warning: these figures indicate the number of cases found in the data file. They cannot be interpreted as summary statistics of the population of interest.			
# ic_caregv_consent_othtreat: Other medical treatment			
Information	[Type= discrete] [Format=numeric] [Range= 1-98] [Missing=*]		
Statistics [NW/ W]	[Valid=265 /-] [Invalid=2735 /-]		
Value	Label	Cases	Percentage
1	Yes	265	<div><div></div></div> 100.0%
2	No	0	
93	Prefer not to answer	0	
97	N/A	0	
98	Don't know	0	
Sysmiss		2735	
Warning: these figures indicate the number of cases found in the data file. They cannot be interpreted as summary statistics of the population of interest.			
# ic_caregiver_stoptime: Informed Consent for Care Giver - Stop Time			
Information	[Type= discrete] [Format=character] [Missing=*]		
Statistics [NW/ W]	[Valid=266 /-]		
# ic_calc_caregv_consent: Calculate Caregiver Consent to Participate in the Study			
Information	[Type= discrete] [Format=character] [Missing=*]		
Statistics [NW/ W]	[Valid=3000 /-] [Invalid=0 /-]		
# ic_adolescent_starttime: Informed consent for adolescents - Start time			
Information	[Type= discrete] [Format=character] [Missing=*]		
Statistics [NW/ W]	[Valid=263 /-]		
# ic_indiv_age_verify1: Has the volunteer's age been verified?			
Information	[Type= discrete] [Format=numeric] [Range= 1-98] [Missing=*]		
Statistics [NW/ W]	[Valid=262 /-] [Invalid=2738 /-]		
Value	Label	Cases	Percentage
1	Yes	237	<div><div></div></div> 90.5%
2	No	25	<div><div></div></div> 9.5%
93	Prefer not to answer	0	
97	N/A	0	
98	Don't know	0	
Sysmiss		2738	
Warning: these figures indicate the number of cases found in the data file. They cannot be interpreted as summary statistics of the population of interest.			

# ic_indiv_verified_how1: If yes, indicate below how the participant's age has been verified?			
Information	[Type= discrete] [Format=numeric] [Range= 1-96] [Missing=*]		
Statistics [NW/ W]	[Valid=237 /-] [Invalid=2763 /-]		
Value	Label	Cases	Percentage
1	Birth Certificate	205	<div><div></div></div> 86.5%
2	ID	15	<div><div></div></div> 6.3%
96	Other, specify	17	<div><div></div></div> 7.2%
Sysmiss		2763	
Warning: these figures indicate the number of cases found in the data file. They cannot be interpreted as summary statistics of the population of interest.			
# ic_indiv_who_consent1: Who has provided consent for this volunteer to participate in this study?			
Information	[Type= discrete] [Format=numeric] [Range= 1-96] [Missing=*]		
Statistics [NW/ W]	[Valid=237 /-] [Invalid=2763 /-]		
Value	Label	Cases	Percentage
1	Parent	133	<div><div></div></div> 56.1%
2	Legal Guardian	77	<div><div></div></div> 32.5%
3	Care Provided	26	<div><div></div></div> 11.0%
96	Other, specify	1	<div><div></div></div> 0.4%
Sysmiss		2763	
Warning: these figures indicate the number of cases found in the data file. They cannot be interpreted as summary statistics of the population of interest.			
# ic_indiv_enough_info1: Have you received enough information about the study?			
Information	[Type= discrete] [Format=numeric] [Range= 1-98] [Missing=*]		
Statistics [NW/ W]	[Valid=263 /-] [Invalid=2737 /-]		
Value	Label	Cases	Percentage
1	Yes	263	<div><div></div></div> 100.0%
2	No	0	
93	Prefer not to answer	0	
97	N/A	0	
98	Don't know	0	
Sysmiss		2737	
Warning: these figures indicate the number of cases found in the data file. They cannot be interpreted as summary statistics of the population of interest.			
# ic_indiv_ask_questions1: Have you been given an opportunity to ask questions about the study and been giv			
Information	[Type= discrete] [Format=numeric] [Range= 1-98] [Missing=*]		
Statistics [NW/ W]	[Valid=263 /-] [Invalid=2737 /-]		
Value	Label	Cases	Percentage
1	Yes	263	<div><div></div></div> 100.0%
2	No	0	
93	Prefer not to answer	0	
97	N/A	0	
98	Don't know	0	
Sysmiss		2737	
Warning: these figures indicate the number of cases found in the data file. They cannot be interpreted as summary statistics of the population of interest.			
# ic_indiv_consent_study1: Do you agree to take part in this study?			
Information	[Type= discrete] [Format=numeric] [Range= 1-98] [Missing=*]		
Statistics [NW/ W]	[Valid=263 /-] [Invalid=2737 /-]		

# ic_indiv_consent_study1: Do you agree to take part in this study?			
Value	Label	Cases	Percentage
1	Yes	263	<div><div></div></div> 100.0%
2	No	0	
93	Prefer not to answer	0	
97	N/A	0	
98	Don't know	0	
Sysmiss		2737	
Warning: these figures indicate the number of cases found in the data file. They cannot be interpreted as summary statistics of the population of interest.			
# ic_indiv_consent_intv1: Do you agree to be offered any interventions we have described?			
Information	[Type= discrete] [Format=numeric] [Range= 1-98] [Missing=*]		
Statistics [NW/ W]	[Valid=263 -/] [Invalid=2737 -/]		
Value	Label	Cases	Percentage
1	Yes	262	<div><div></div></div> 99.6%
2	No	1	<div><div></div></div> 0.4%
93	Prefer not to answer	0	
97	N/A	0	
98	Don't know	0	
Sysmiss		2737	
Warning: these figures indicate the number of cases found in the data file. They cannot be interpreted as summary statistics of the population of interest.			
# ic_indiv_consent_12mthfu1: Do you agree to be followed up at 12 months?			
Information	[Type= discrete] [Format=numeric] [Range= 1-98] [Missing=*]		
Statistics [NW/ W]	[Valid=262 -/] [Invalid=2738 -/]		
Value	Label	Cases	Percentage
1	Yes	261	<div><div></div></div> 99.6%
2	No	1	<div><div></div></div> 0.4%
93	Prefer not to answer	0	
97	N/A	0	
98	Don't know	0	
Sysmiss		2738	
Warning: these figures indicate the number of cases found in the data file. They cannot be interpreted as summary statistics of the population of interest.			
# ic_indiv_ref_witness1: Tick box if participant is not literate and refuses to have witness present:			
Information	[Type= discrete] [Format=numeric] [Range= 1-98] [Missing=*]		
Statistics [NW/ W]	[Valid=43 -/] [Invalid=2957 -/]		
Value	Label	Cases	Percentage
1	Yes	24	<div><div></div></div> 55.8%
2	No	19	<div><div></div></div> 44.2%
93	Prefer not to answer	0	
97	N/A	0	
98	Don't know	0	
Sysmiss		2957	
Warning: these figures indicate the number of cases found in the data file. They cannot be interpreted as summary statistics of the population of interest.			
# ic_indiv_understand_int1_1: Do you understand the intervention I described to you?			
Information	[Type= discrete] [Format=numeric] [Range= 1-98] [Missing=*]		

# ic_indiv_understand_int1_1: Do you understand the intervention I described to you?			
Statistics [NW/ W]		[Valid=260 /-] [Invalid=2740 /-]	
Value	Label	Cases	Percentage
1	Yes	260	<div><div></div></div> 100.0%
2	No	0	
93	Prefer not to answer	0	
97	N/A	0	
98	Don't know	0	
Sysmiss		2740	
Warning: these figures indicate the number of cases found in the data file. They cannot be interpreted as summary statistics of the population of interest.			
# ic_indiv_clinrefer_int1_1: Are you happy for me to refer you to the clinic?			
Information		[Type= discrete] [Format=numeric] [Range= 1-98] [Missing=*]	
Statistics [NW/ W]		[Valid=260 /-] [Invalid=2740 /-]	
Value	Label	Cases	Percentage
1	Yes	260	<div><div></div></div> 100.0%
2	No	0	
93	Prefer not to answer	0	
97	N/A	0	
98	Don't know	0	
Sysmiss		2740	
Warning: these figures indicate the number of cases found in the data file. They cannot be interpreted as summary statistics of the population of interest.			
# ic_indiv_schclindt_int1_1: If yes, the research assistant will provide referral to appropriate clinic with			
Information		[Type= discrete] [Format=numeric] [Range= 1-98] [Missing=*]	
Statistics [NW/ W]		[Valid=260 /-] [Invalid=2740 /-]	
Value	Label	Cases	Percentage
1	Yes	260	<div><div></div></div> 100.0%
2	No	0	
93	Prefer not to answer	0	
97	N/A	0	
98	Don't know	0	
Sysmiss		2740	
Warning: these figures indicate the number of cases found in the data file. They cannot be interpreted as summary statistics of the population of interest.			
# ic_indiv_understand_int2_1: Do you understand the intervention I described to you?			
Information		[Type= discrete] [Format=numeric] [Range= 1-98] [Missing=*]	
Statistics [NW/ W]		[Valid=136 /-] [Invalid=2864 /-]	
Value	Label	Cases	Percentage
1	Yes	136	<div><div></div></div> 100.0%
2	No	0	
93	Prefer not to answer	0	
97	N/A	0	
98	Don't know	0	
Sysmiss		2864	
Warning: these figures indicate the number of cases found in the data file. They cannot be interpreted as summary statistics of the population of interest.			

# ic_indiv_refpeernav_int2_1: Are you happy for me to refer you to the named Thetha nami Peer navigator?			
Information	[Type= discrete] [Format=numeric] [Range= 1-98] [Missing=*]		
Statistics [NW/ W]	[Valid=136 /-] [Invalid=2864 /-]		
Value	Label	Cases	Percentage
1	Yes	126	<div><div></div></div> 92.6%
2	No	10	<div><div></div></div> 7.4%
93	Prefer not to answer	0	
97	N/A	0	
98	Don't know	0	
Sysmiss		2864	
Warning: these figures indicate the number of cases found in the data file. They cannot be interpreted as summary statistics of the population of interest.			
# ic_indiv_peerinfo_int2_1: If yes, research assistant will provide your contact details to the named peer n			
Information	[Type= discrete] [Format=numeric] [Range= 1-98] [Missing=*]		
Statistics [NW/ W]	[Valid=126 /-] [Invalid=2874 /-]		
Value	Label	Cases	Percentage
1	Yes	126	<div><div></div></div> 100.0%
2	No	0	
93	Prefer not to answer	0	
97	N/A	0	
98	Don't know	0	
Sysmiss		2874	
Warning: these figures indicate the number of cases found in the data file. They cannot be interpreted as summary statistics of the population of interest.			
# ic_indiv_understand_int3_1: Do you understand the intervention I described to you?			
Information	[Type= discrete] [Format=numeric] [Range= 1-98] [Missing=*]		
Statistics [NW/ W]	[Valid=125 /-] [Invalid=2875 /-]		
Value	Label	Cases	Percentage
1	Yes	123	<div><div></div></div> 98.4%
2	No	2	<div><div></div></div> 1.6%
93	Prefer not to answer	0	
97	N/A	0	
98	Don't know	0	
Sysmiss		2875	
Warning: these figures indicate the number of cases found in the data file. They cannot be interpreted as summary statistics of the population of interest.			
# ic_indiv_samples_int3_1: Are you happy to provide samples for testing?			
Information	[Type= discrete] [Format=numeric] [Range= 1-98] [Missing=*]		
Statistics [NW/ W]	[Valid=123 /-] [Invalid=2877 /-]		
Value	Label	Cases	Percentage
1	Yes	119	<div><div></div></div> 96.7%
2	No	4	<div><div></div></div> 3.3%
93	Prefer not to answer	0	
97	N/A	0	
98	Don't know	0	
Sysmiss		2877	
Warning: these figures indicate the number of cases found in the data file. They cannot be interpreted as summary statistics of the population of interest.			

# ic_indiv_stisamp_int3_1: Do you agree to providing self-taken vaginal samples (women) and a first catch u			
Information	[Type= discrete] [Format=numeric] [Range= 1-98] [Missing=*]		
Statistics [NW/ W]	[Valid=119 /-] [Invalid=2881 /-]		
Value	Label	Cases	Percentage
1	Yes	119	100.0%
2	No	0	
93	Prefer not to answer	0	
97	N/A	0	
98	Don't know	0	
Sysmiss		2881	
Warning: these figures indicate the number of cases found in the data file. They cannot be interpreted as summary statistics of the population of interest.			
# ic_indiv_telecontct_int3_1: Do you understand that if you have a positive result and you do not attend clini			
Information	[Type= discrete] [Format=numeric] [Range= 1-98] [Missing=*]		
Statistics [NW/ W]	[Valid=119 /-] [Invalid=2881 /-]		
Value	Label	Cases	Percentage
1	Yes	119	100.0%
2	No	0	
93	Prefer not to answer	0	
97	N/A	0	
98	Don't know	0	
Sysmiss		2881	
Warning: these figures indicate the number of cases found in the data file. They cannot be interpreted as summary statistics of the population of interest.			
# ic_indiv_testkit_int3_1: If yes to all of the above research assistant will provide you with a testing ki			
Information	[Type= discrete] [Format=numeric] [Range= 1-98] [Missing=*]		
Statistics [NW/ W]	[Valid=119 /-] [Invalid=2881 /-]		
Value	Label	Cases	Percentage
1	Yes	119	100.0%
2	No	0	
93	Prefer not to answer	0	
97	N/A	0	
98	Don't know	0	
Sysmiss		2881	
Warning: these figures indicate the number of cases found in the data file. They cannot be interpreted as summary statistics of the population of interest.			
# ic_indiv_storespec_int3_1: Do you agree for your specimen to be stored?			
Information	[Type= discrete] [Format=numeric] [Range= 1-98] [Missing=*]		
Statistics [NW/ W]	[Valid=119 /-] [Invalid=2881 /-]		
Value	Label	Cases	Percentage
1	Yes	119	100.0%
2	No	0	
93	Prefer not to answer	0	
97	N/A	0	
98	Don't know	0	
Sysmiss		2881	
Warning: these figures indicate the number of cases found in the data file. They cannot be interpreted as summary statistics of the population of interest.			

# ic_indiv_futreach_int3_1: Do you agree to have future research tests (such as other sexually transmitted i			
Information	[Type= discrete] [Format=numeric] [Range= 1-98] [Missing=*]		
Statistics [NW/ W]	[Valid=119 /-] [Invalid=2881 /-]		
Value	Label	Cases	Percentage
1	Yes	119	<div></div> 100.0%
2	No	0	
93	Prefer not to answer	0	
97	N/A	0	
98	Don't know	0	
Sysmiss		2881	
Warning: these figures indicate the number of cases found in the data file. They cannot be interpreted as summary statistics of the population of interest.			
# ic_adolescent_stoptime: Informed consent for adolescents - Stop time			
Information	[Type= discrete] [Format=character] [Missing=*]		
Statistics [NW/ W]	[Valid=263 /-]		
# ic_calc_minor_consent: Calculate Consent to Study - Minor			
Information	[Type= discrete] [Format=character] [Missing=*]		
Statistics [NW/ W]	[Valid=3000 /-] [Invalid=0 /-]		
# ic_mature_starttime: Informed consent for Mature Participant - Start time			
Information	[Type= discrete] [Format=character] [Missing=*]		
Statistics [NW/ W]	[Valid=1483 /-]		
# ic_indiv_enough_info3: Have you received enough information about the study?			
Information	[Type= discrete] [Format=numeric] [Range= 1-98] [Missing=*]		
Statistics [NW/ W]	[Valid=1483 /-] [Invalid=1517 /-]		
Value	Label	Cases	Percentage
1	Yes	1483	<div></div> 100.0%
2	No	0	
93	Prefer not to answer	0	
97	N/A	0	
98	Don't know	0	
Sysmiss		1517	
Warning: these figures indicate the number of cases found in the data file. They cannot be interpreted as summary statistics of the population of interest.			
# ic_indiv_ask_questions3: Have you been given an opportunity to ask questions about the study and been giv			
Information	[Type= discrete] [Format=numeric] [Range= 1-98] [Missing=*]		
Statistics [NW/ W]	[Valid=1483 /-] [Invalid=1517 /-]		
Value	Label	Cases	Percentage
1	Yes	1483	<div></div> 100.0%
2	No	0	
93	Prefer not to answer	0	
97	N/A	0	
98	Don't know	0	
Sysmiss		1517	
Warning: these figures indicate the number of cases found in the data file. They cannot be interpreted as summary statistics of the population of interest.			

# ic_indiv_consent_study3: Do you agree to take part in this study?			
Information	[Type= discrete] [Format=numeric] [Range= 1-98] [Missing=*]		
Statistics [NW/ W]	[Valid=1483 /-] [Invalid=1517 /-]		
Value	Label	Cases	Percentage
1	Yes	1483	<div><div></div></div> 100.0%
2	No	0	
93	Prefer not to answer	0	
97	N/A	0	
98	Don't know	0	
Sysmiss		1517	
Warning: these figures indicate the number of cases found in the data file. They cannot be interpreted as summary statistics of the population of interest.			
# ic_indiv_consent_intv3: Do you agree to be offered any interventions we have described?			
Information	[Type= discrete] [Format=numeric] [Range= 1-98] [Missing=*]		
Statistics [NW/ W]	[Valid=1483 /-] [Invalid=1517 /-]		
Value	Label	Cases	Percentage
1	Yes	1482	<div><div></div></div> 99.9%
2	No	1	<div><div></div></div> 0.1%
93	Prefer not to answer	0	
97	N/A	0	
98	Don't know	0	
Sysmiss		1517	
Warning: these figures indicate the number of cases found in the data file. They cannot be interpreted as summary statistics of the population of interest.			
# ic_indiv_consent_12mthfu3: Do you agree to be followed up at 12 months?			
Information	[Type= discrete] [Format=numeric] [Range= 1-98] [Missing=*]		
Statistics [NW/ W]	[Valid=1483 /-] [Invalid=1517 /-]		
Value	Label	Cases	Percentage
1	Yes	1483	<div><div></div></div> 100.0%
2	No	0	
93	Prefer not to answer	0	
97	N/A	0	
98	Don't know	0	
Sysmiss		1517	
Warning: these figures indicate the number of cases found in the data file. They cannot be interpreted as summary statistics of the population of interest.			
# ic_indiv_ref_witness2: Tick box if participant is not literate and refuses to have witness present:			
Information	[Type= discrete] [Format=numeric] [Range= 1-98] [Missing=*]		
Statistics [NW/ W]	[Valid=225 /-] [Invalid=2775 /-]		
Value	Label	Cases	Percentage
1	Yes	31	<div><div></div></div> 13.8%
2	No	194	<div><div></div></div> 86.2%
93	Prefer not to answer	0	
97	N/A	0	
98	Don't know	0	
Sysmiss		2775	
Warning: these figures indicate the number of cases found in the data file. They cannot be interpreted as summary statistics of the population of interest.			

# ic_indiv_understand_int1_2: Do you understand the intervention I described to you?			
Information	[Type= discrete] [Format=numeric] [Range= 1-98] [Missing=*]		
Statistics [NW/ W]	[Valid=1482 /-] [Invalid=1518 /-]		
Value	Label	Cases	Percentage
1	Yes	1480	99.9%
2	No	2	0.1%
93	Prefer not to answer	0	
97	N/A	0	
98	Don't know	0	
Sysmiss		1518	
Warning: these figures indicate the number of cases found in the data file. They cannot be interpreted as summary statistics of the population of interest.			
# ic_indiv_clinrefer_int1_2: Are you happy for me to refer you to the clinic?			
Information	[Type= discrete] [Format=numeric] [Range= 1-98] [Missing=*]		
Statistics [NW/ W]	[Valid=1480 /-] [Invalid=1520 /-]		
Value	Label	Cases	Percentage
1	Yes	1473	99.5%
2	No	7	0.5%
93	Prefer not to answer	0	
97	N/A	0	
98	Don't know	0	
Sysmiss		1520	
Warning: these figures indicate the number of cases found in the data file. They cannot be interpreted as summary statistics of the population of interest.			
# ic_indiv_schclindt_int1_2: If yes, the research assistant will provide referral to appropriate clinic with			
Information	[Type= discrete] [Format=numeric] [Range= 1-98] [Missing=*]		
Statistics [NW/ W]	[Valid=1473 /-] [Invalid=1527 /-]		
Value	Label	Cases	Percentage
1	Yes	1473	100.0%
2	No	0	
93	Prefer not to answer	0	
97	N/A	0	
98	Don't know	0	
Sysmiss		1527	
Warning: these figures indicate the number of cases found in the data file. They cannot be interpreted as summary statistics of the population of interest.			
# ic_indiv_understand_int2_2: Do you understand the intervention I described to you?			
Information	[Type= discrete] [Format=numeric] [Range= 1-98] [Missing=*]		
Statistics [NW/ W]	[Valid=749 /-] [Invalid=2251 /-]		
Value	Label	Cases	Percentage
1	Yes	743	99.2%
2	No	6	0.8%
93	Prefer not to answer	0	
97	N/A	0	
98	Don't know	0	
Sysmiss		2251	
Warning: these figures indicate the number of cases found in the data file. They cannot be interpreted as summary statistics of the population of interest.			

# ic_indiv_refpeernav_int2_2: Are you happy for me to refer you to the named Thetha nami Peer navigator?			
Information	[Type= discrete] [Format=numeric] [Range= 1-98] [Missing=*]		
Statistics [NW/ W]	[Valid=743 /-] [Invalid=2257 /-]		
Value	Label	Cases	Percentage
1	Yes	682	<div></div> 91.8%
2	No	61	<div></div> 8.2%
93	Prefer not to answer	0	
97	N/A	0	
98	Don't know	0	
Sysmiss		2257	
Warning: these figures indicate the number of cases found in the data file. They cannot be interpreted as summary statistics of the population of interest.			
# ic_indiv_peerinfo_int2_2: If yes, research assistant will provide your contact details to the named peer n			
Information	[Type= discrete] [Format=numeric] [Range= 1-98] [Missing=*]		
Statistics [NW/ W]	[Valid=682 /-] [Invalid=2318 /-]		
Value	Label	Cases	Percentage
1	Yes	678	<div></div> 99.4%
2	No	4	<div></div> 0.6%
93	Prefer not to answer	0	
97	N/A	0	
98	Don't know	0	
Sysmiss		2318	
Warning: these figures indicate the number of cases found in the data file. They cannot be interpreted as summary statistics of the population of interest.			

# ic_indiv_understand_int3_2: Do you understand the intervention I described to you?			
Information	[Type= discrete] [Format=numeric] [Range= 1-98] [Missing=*]		
Statistics [NW/ W]	[Valid=737 /-] [Invalid=2263 /-]		
Value	Label	Cases	Percentage
1	Yes	730	<div><div></div></div> 99.1%
2	No	7	<div><div></div></div> 0.9%
93	Prefer not to answer	0	
97	N/A	0	
98	Don't know	0	
Sysmiss		2263	
Warning: these figures indicate the number of cases found in the data file. They cannot be interpreted as summary statistics of the population of interest.			
# ic_indiv_samples_int3_2: Are you happy to provide samples for testing?			
Information	[Type= discrete] [Format=numeric] [Range= 1-98] [Missing=*]		
Statistics [NW/ W]	[Valid=730 /-] [Invalid=2270 /-]		
Value	Label	Cases	Percentage
1	Yes	702	<div><div></div></div> 96.2%
2	No	28	<div><div></div></div> 3.8%
93	Prefer not to answer	0	
97	N/A	0	
98	Don't know	0	
Sysmiss		2270	
Warning: these figures indicate the number of cases found in the data file. They cannot be interpreted as summary statistics of the population of interest.			
# ic_indiv_stisamp_int3_2: Do you agree to providing self-taken vaginal samples (women) and a first catch u			
Information	[Type= discrete] [Format=numeric] [Range= 1-98] [Missing=*]		
Statistics [NW/ W]	[Valid=702 /-] [Invalid=2298 /-]		
Value	Label	Cases	Percentage
1	Yes	702	<div><div></div></div> 100.0%
2	No	0	
93	Prefer not to answer	0	
97	N/A	0	
98	Don't know	0	
Sysmiss		2298	
Warning: these figures indicate the number of cases found in the data file. They cannot be interpreted as summary statistics of the population of interest.			
# ic_indiv_telecontct_int3_2: Do you understand that if you have a positive result and you do not attend clini			
Information	[Type= discrete] [Format=numeric] [Range= 1-98] [Missing=*]		
Statistics [NW/ W]	[Valid=707 /-] [Invalid=2293 /-]		
Value	Label	Cases	Percentage
1	Yes	707	<div><div></div></div> 100.0%
2	No	0	
93	Prefer not to answer	0	
97	N/A	0	
98	Don't know	0	
Sysmiss		2293	
Warning: these figures indicate the number of cases found in the data file. They cannot be interpreted as summary statistics of the population of interest.			

# ic_indiv_testkit_int3_2: If yes to all of the above research assistant will provide you with a testing ki			
Information		[Type= discrete] [Format=numeric] [Range= 1-98] [Missing=*]	
Statistics [NW/ W]		[Valid=707 /-] [Invalid=2293 /-]	
Value	Label	Cases	Percentage
1	Yes	707	<div><div></div></div> 100.0%
2	No	0	
93	Prefer not to answer	0	
97	N/A	0	
98	Don't know	0	
Sysmiss		2293	
Warning: these figures indicate the number of cases found in the data file. They cannot be interpreted as summary statistics of the population of interest.			
# ic_indiv_storespec_int3_2: Do you agree for your specimen to be stored?			
Information		[Type= discrete] [Format=numeric] [Range= 1-98] [Missing=*]	
Statistics [NW/ W]		[Valid=707 /-] [Invalid=2293 /-]	
Value	Label	Cases	Percentage
1	Yes	706	<div><div></div></div> 99.9%
2	No	1	<div><div></div></div> 0.1%
93	Prefer not to answer	0	
97	N/A	0	
98	Don't know	0	
Sysmiss		2293	
Warning: these figures indicate the number of cases found in the data file. They cannot be interpreted as summary statistics of the population of interest.			
# ic_indiv_futreach_int3_2: Do you agree to have future research tests (such as other sexually transmitted i			
Information		[Type= discrete] [Format=numeric] [Range= 1-98] [Missing=*]	
Statistics [NW/ W]		[Valid=707 /-] [Invalid=2293 /-]	
Value	Label	Cases	Percentage
1	Yes	707	<div><div></div></div> 100.0%
2	No	0	
93	Prefer not to answer	0	
97	N/A	0	
98	Don't know	0	
Sysmiss		2293	
Warning: these figures indicate the number of cases found in the data file. They cannot be interpreted as summary statistics of the population of interest.			
# ic_mature_stoptime: Informed consent for Mature Participant - Stop time			
Information		[Type= discrete] [Format=character] [Missing=*]	
Statistics [NW/ W]		[Valid=1483 /-]	
# ic_calc_adult_consent: Calculate Consent to Study - Adult			
Information		[Type= discrete] [Format=character] [Missing=*]	
Statistics [NW/ W]		[Valid=3000 /-] [Invalid=0 /-]	
# ic_calc_study_consent: Calculated Consented to Study			
Information		[Type= discrete] [Format=character] [Missing=*]	
Statistics [NW/ W]		[Valid=3000 /-] [Invalid=0 /-]	

# ic_calc_sti_sample: Calculated Consented to collecting samples for STI Testing			
Information	[Type= discrete] [Format=character] [Missing=*]		
Statistics [NW/ W]	[Valid=3000 /-] [Invalid=0 /-]		
# ic_calc_peernav_sup: Calculated Consented for Peer Navigator Support			
Information	[Type= discrete] [Format=character] [Missing=*]		
Statistics [NW/ W]	[Valid=3000 /-] [Invalid=0 /-]		
# ii_invit_card_issued: Was an invitation card issued?			
Information	[Type= discrete] [Format=numeric] [Range= 1-98] [Missing=*]		
Statistics [NW/ W]	[Valid=1749 /-] [Invalid=1251 /-]		
Value	Label	Cases	Percentage
1	Yes	1741	<div><div></div></div> 99.5%
2	No	8	<div><div></div></div> 0.5%
93	Prefer not to answer	0	
97	N/A	0	
98	Don't know	0	
Sysmiss		1251	
Warning: these figures indicate the number of cases found in the data file. They cannot be interpreted as summary statistics of the population of interest.			
# ii_schedule_visit_date: Scheduled Clinic Visit Date			
Information	[Type= discrete] [Format=character] [Missing=*]		
Statistics [NW/ W]	[Valid=1741 /-]		
# sp_sti_sample_collect: Was a sample collected for STI Testing?			
Information	[Type= discrete] [Format=numeric] [Range= 1-98] [Missing=*]		
Statistics [NW/ W]	[Valid=826 /-] [Invalid=2174 /-]		
Value	Label	Cases	Percentage
1	Yes	816	<div><div></div></div> 98.8%
2	No	10	<div><div></div></div> 1.2%
93	Prefer not to answer	0	
97	N/A	0	
98	Don't know	0	
Sysmiss		2174	
Warning: these figures indicate the number of cases found in the data file. They cannot be interpreted as summary statistics of the population of interest.			
# sp_sti_specimen_dt: Specimen Collection Date			
Information	[Type= discrete] [Format=character] [Missing=*]		
Statistics [NW/ W]	[Valid=805 /-]		
# sp_sti_reas_not_collect: What is the reason why the person is not willing to provide a sample?			
Information	[Type= discrete] [Format=numeric] [Range= 1-96] [Missing=*]		
Statistics [NW/ W]	[Valid=10 /-] [Invalid=2990 /-]		
Value	Label	Cases	Percentage
1	Not interested anymore	1	<div><div></div></div> 10.0%
2	Will provide sample at the Clinic	9	<div><div></div></div> 90.0%
3	Reschedule collection for a next visit	0	
96	Other, specify	0	
Sysmiss		2990	

# sp_sti_reas_not_collect: What is the reason why the person is not willing to provide a sample?			
Warning: these figures indicate the number of cases found in the data file. They cannot be interpreted as summary statistics of the population of interest.			
# sp_sti_female_samp_type: What type of sample was collected for the female participant?			
Information		[Type= discrete] [Format=numeric] [Range= 1-2] [Missing=*]	
Statistics [NW/ W]		[Valid=427 -/] [Invalid=2573 -/]	
Value	Label	Cases	Percentage
1	Vaginal Swabs	311	<div></div> 72.8%
2	Urine	116	<div></div> 27.2%
Sysmiss		2573	
Warning: these figures indicate the number of cases found in the data file. They cannot be interpreted as summary statistics of the population of interest.			
# sp_urine_specimen_id: Scan the Specimen ID of Urine Sample			
Information		[Type= discrete] [Format=character] [Missing=*]	
Statistics [NW/ W]		[Valid=505 -/] [Invalid=0 -/]	
# sp_swab_1_specimen_id: Scan the 1st Specimen ID of Vaginal Swab			
Information		[Type= discrete] [Format=character] [Missing=*]	
Statistics [NW/ W]		[Valid=311 -/] [Invalid=0 -/]	
# sp_swab_2_specimen_id: Scan the 2nd Specimen ID of Vaginal Swab			
Information		[Type= discrete] [Format=character] [Missing=*]	
Statistics [NW/ W]		[Valid=311 -/] [Invalid=0 -/]	
# sp_swab_3_specimen_id: Scan the 3rd Specimen ID of Vaginal Swab			
Information		[Type= discrete] [Format=character] [Missing=*]	
Statistics [NW/ W]		[Valid=311 -/] [Invalid=0 -/]	
# sp_swab_4_specimen_id: Scan the 4th Specimen ID of Vaginal Swab			
Information		[Type= discrete] [Format=character] [Missing=*]	
Statistics [NW/ W]		[Valid=309 -/] [Invalid=0 -/]	
# sp_specimen_status: Specimen batch status			
Information		[Type= discrete] [Format=character] [Missing=*]	
Statistics [NW/ W]		[Valid=1 -/] [Invalid=0 -/]	
# sp_sti_result_ct: STI Test Result - Chlamydia trachomatis			
Information		[Type= discrete] [Format=character] [Missing=*]	
Statistics [NW/ W]		[Valid=809 -/] [Invalid=0 -/]	
# sp_sti_result_ng: STI Test Result - Neisseria gonorrhoeae			
Information		[Type= discrete] [Format=character] [Missing=*]	
Statistics [NW/ W]		[Valid=809 -/] [Invalid=0 -/]	
# sp_sti_result_tv: STI Test Result - Trichomonas vaginalis			
Information		[Type= discrete] [Format=character] [Missing=*]	
Statistics [NW/ W]		[Valid=809 -/] [Invalid=0 -/]	
# cp_sendto_qualcontrol: Have all questions been completed and can the Survey proceed to be quality contr			
Information		[Type= discrete] [Format=numeric] [Range= 1-98] [Missing=*]	
Statistics [NW/ W]		[Valid=3000 -/] [Invalid=0 -/]	

# cp_sendto_qualcontrol: Have all questions been completed and can the Survey proceed to be quality contr			
Value	Label	Cases	Percentage
1	Yes	2999	<div></div> 100.0%
2	No	1	0.0%
93	Prefer not to answer	0	
97	N/A	0	
98	Don't know	0	
Warning: these figures indicate the number of cases found in the data file. They cannot be interpreted as summary statistics of the population of interest.			
# cp_fieldworker_id: Fieldworker			
Information	[Type= discrete] [Format=character] [Missing=*]		
Statistics [NW/ W]	[Valid=3000 /-] [Invalid=0 /-]		
# cp_surveu_end_time: End of Survey time			
Information	[Type= discrete] [Format=character] [Missing=*]		
Statistics [NW/ W]	[Valid=2977 /-]		

File : AHRI.IsisekeloSempilo.CompletionPage.2021.v2

project_id: REDCap Project Identifier

Information	[Type= discrete] [Format=numeric] [Range= 477-477] [Missing=*]
Statistics [NW/ W]	[Valid=3000 /-] [Invalid=0 /-]

event_id: REDCap Event Identifier

Information	[Type= discrete] [Format=numeric] [Range= 2442-2442] [Missing=*]
Statistics [NW/ W]	[Valid=3000 /-] [Invalid=0 /-]

HntId: Individual ID

Information	[Type= continuous] [Format=numeric] [Range= 33-247677] [Missing=*]
Statistics [NW/ W]	[Valid=3000 /-] [Invalid=0 /-] [Mean=101957.494 /-] [StdDev=62006.943 /-]

cp_sendto_qualcontrol: Have all questions been completed and can the Survey proceed to be quality contr

Information	[Type= discrete] [Format=numeric] [Range= 1-98] [Missing=*]
Statistics [NW/ W]	[Valid=3000 /-] [Invalid=0 /-]

Value	Label	Cases	Percentage
1	Yes	2999	100.0%
2	No	1	0.0%
93	Prefer not to answer	0	
97	N/A	0	
98	Don't know	0	

Warning: these figures indicate the number of cases found in the data file. They cannot be interpreted as summary statistics of the population of interest.

cp_fieldworker_id: Fieldworker

Information	[Type= discrete] [Format=character] [Missing=*]
Statistics [NW/ W]	[Valid=3000 /-] [Invalid=0 /-]

cp_surveu_end_time: End of Survey time

Information	[Type= discrete] [Format=character] [Missing=*]
Statistics [NW/ W]	[Valid=2977 /-]

File : AHRI.IsisekeloSempilo.ContactAttempts.2021.v2

project_id: REDCap Project Identifier

Information	[Type= discrete] [Format=numeric] [Range= 477-477] [Missing=*]
Statistics [NW/ W]	[Valid=3000 /-] [Invalid=0 /-]

event_id: REDCap Event Identifier

Information	[Type= discrete] [Format=numeric] [Range= 2442-2442] [Missing=*]
Statistics [NW/ W]	[Valid=3000 /-] [Invalid=0 /-]

IIntId: Individual ID

Information	[Type= continuous] [Format=numeric] [Range= 33-247677] [Missing=*]
Statistics [NW/ W]	[Valid=3000 /-] [Invalid=0 /-] [Mean=101957.494 /-] [StdDev=62006.943 /-]

ca_study_arm: Study Arm

Information	[Type= discrete] [Format=numeric] [Range= 1-4] [Missing=*]
Statistics [NW/ W]	[Valid=3000 /-] [Invalid=0 /-]

Value	Label	Cases	Percentage
1	Arm 1	748	24.9%
2	Arm 2	750	25.0%
3	Arm 3	754	25.1%
4	Arm 4	748	24.9%

Warning: these figures indicate the number of cases found in the data file. They cannot be interpreted as summary statistics of the population of interest.

ca_study_arm_desc: Study Arm - Description

Information	[Type= discrete] [Format=character] [Missing=*]
Statistics [NW/ W]	[Valid=3000 /-]

ca_weekblock: Weekblock

Information	[Type= discrete] [Format=character] [Missing=*]
Statistics [NW/ W]	[Valid=3000 /-] [Invalid=0 /-]

ca_contact_attmp1: Conducting Contact Attempt

Information	[Type= discrete] [Format=numeric] [Range= 1-98] [Missing=*]
Statistics [NW/ W]	[Valid=3000 /-] [Invalid=0 /-]

Value	Label	Cases	Percentage
1	Yes	3000	100.0%
2	No	0	
93	Prefer not to answer	0	
97	N/A	0	
98	Don't know	0	

Warning: these figures indicate the number of cases found in the data file. They cannot be interpreted as summary statistics of the population of interest.

ca_staffname_attmp1: Staff Member

Information	[Type= discrete] [Format=character] [Missing=*]
Statistics [NW/ W]	[Valid=3000 /-] [Invalid=0 /-]

ca_datetime_attmp1: Attempt Date and Time

Information	[Type= discrete] [Format=character] [Missing=*]
Statistics [NW/ W]	[Valid=3000 /-]

File : AHRI.IsisekeloSempilo.ContactAttempts.2021.v2

ca_was_contacted_attmp1: Was the participant contacted

Information [Type= discrete] [Format=numeric] [Range= 1-98] [Missing=*]

Statistics [NW/ W] [Valid=3000 /-] [Invalid=0 /-]

Value	Label	Cases	Percentage
1	Yes	1077	35.9%
2	No	1902	63.4%
3		21	0.7%
93	Prefer not to answer	0	
97	N/A	0	
98	Don't know	0	

Warning: these figures indicate the number of cases found in the data file. They cannot be interpreted as summary statistics of the population of interest.

ca_was_parenthome_attmp1: Was the participant's parent or guardian at home

Information [Type= discrete] [Format=numeric] [Range= 1-98] [Missing=*]

Statistics [NW/ W] [Valid=361 /-] [Invalid=2639 /-]

Value	Label	Cases	Percentage
1	Yes	241	66.8%
2	No	120	33.2%
93	Prefer not to answer	0	
97	N/A	0	
98	Don't know	0	
Sysmiss		2639	

Warning: these figures indicate the number of cases found in the data file. They cannot be interpreted as summary statistics of the population of interest.

ca_parental_consent_attmp1: Was parent or guardian willing to give Informed Consent?

Information [Type= discrete] [Format=numeric] [Range= 1-98] [Missing=*]

Statistics [NW/ W] [Valid=241 /-] [Invalid=2759 /-]

Value	Label	Cases	Percentage
1	Yes	232	96.3%
2	No	9	3.7%
93	Prefer not to answer	0	
97	N/A	0	
98	Don't know	0	
Sysmiss		2759	

Warning: these figures indicate the number of cases found in the data file. They cannot be interpreted as summary statistics of the population of interest.

ca_req_samesex_attmp1: Did the participant asked to be interviewed by a same sex Tracker?

Information [Type= discrete] [Format=numeric] [Range= 1-98] [Missing=*]

Statistics [NW/ W] [Valid=1064 /-] [Invalid=1936 /-]

Value	Label	Cases	Percentage
1	Yes	0	
2	No	1064	100.0%
93	Prefer not to answer	0	
97	N/A	0	
98	Don't know	0	
Sysmiss		1936	

File : AHRI.IsisekeloSempilo.ContactAttempts.2021.v2

ca_req_samesex_attmp1: Did the participant asked to be interviewed by a same sex Tracker?

Warning: these figures indicate the number of cases found in the data file. They cannot be interpreted as summary statistics of the population of interest.

ca_samesex_reas_attmp1: What is the reason why the participant requested a same sex Tracker?

Information [Type= discrete] [Format=character] [Missing=*]

Statistics [NW/ W] [Valid=0 /-] [Invalid=0 /-]

ca_surveyed_attmp1: Was the participant contacted and willing to be surveyed?

Information [Type= discrete] [Format=numeric] [Range= 1-98] [Missing=*]

Statistics [NW/ W] [Valid=1066 /-] [Invalid=1934 /-]

Value	Label	Cases	Percentage
1	Yes	892	83.7%
2	No	174	16.3%
93	Prefer not to answer	0	
97	N/A	0	
98	Don't know	0	
Sysmiss		1934	

Warning: these figures indicate the number of cases found in the data file. They cannot be interpreted as summary statistics of the population of interest.

ca_refused_attmp1: Did the participant / parent / guardian refused participation?

Information [Type= discrete] [Format=numeric] [Range= 1-98] [Missing=*]

Statistics [NW/ W] [Valid=186 /-] [Invalid=2814 /-]

Value	Label	Cases	Percentage
1	Yes	58	31.2%
2	No	128	68.8%
93	Prefer not to answer	0	
97	N/A	0	
98	Don't know	0	
Sysmiss		2814	

Warning: these figures indicate the number of cases found in the data file. They cannot be interpreted as summary statistics of the population of interest.

ca_resch_vsdate_attmp1: Reschedule next visit date

Information [Type= discrete] [Format=character] [Missing=*]

Statistics [NW/ W] [Valid=1289 /-]

ca_contact_attmp2: Conducting Contact Attempt

Information [Type= discrete] [Format=numeric] [Range= 1-98] [Missing=*]

Statistics [NW/ W] [Valid=2034 /-] [Invalid=966 /-]

Value	Label	Cases	Percentage
1	Yes	1271	62.5%
2	No	763	37.5%
93	Prefer not to answer	0	
97	N/A	0	
98	Don't know	0	
Sysmiss		966	

Warning: these figures indicate the number of cases found in the data file. They cannot be interpreted as summary statistics of the population of interest.

File : AHRI.IsisekeloSempilo.ContactAttempts.2021.v2

ca_staffname_attmp2: Staff Member

Information	[Type= discrete] [Format=character] [Missing=*]
Statistics [NW/ W]	[Valid=1271 /-] [Invalid=0 /-]

ca_datetime_attmp2: Attempt Date and Time

Information	[Type= discrete] [Format=character] [Missing=*]
Statistics [NW/ W]	[Valid=1271 /-]

ca_was_contacted_attmp2: Was the participant contacted

Information	[Type= discrete] [Format=numeric] [Range= 1-98] [Missing=*]
Statistics [NW/ W]	[Valid=1270 /-] [Invalid=1730 /-]

Value	Label	Cases	Percentage
1	Yes	706	55.6%
2	No	559	44.0%
3		5	0.4%
93	Prefer not to answer	0	
97	N/A	0	
98	Don't know	0	
Sysmiss		1730	

Warning: these figures indicate the number of cases found in the data file. They cannot be interpreted as summary statistics of the population of interest.

ca_was_parenthome_attmp2: Was the participant's parent or guardian at home

Information	[Type= discrete] [Format=numeric] [Range= 1-98] [Missing=*]
Statistics [NW/ W]	[Valid=190 /-] [Invalid=2810 /-]

Value	Label	Cases	Percentage
1	Yes	151	79.5%
2	No	39	20.5%
93	Prefer not to answer	0	
97	N/A	0	
98	Don't know	0	
Sysmiss		2810	

Warning: these figures indicate the number of cases found in the data file. They cannot be interpreted as summary statistics of the population of interest.

ca_parental_consent_attmp2: Was parent or guardian willing to give Informed Consent?

Information	[Type= discrete] [Format=numeric] [Range= 1-98] [Missing=*]
Statistics [NW/ W]	[Valid=151 /-] [Invalid=2849 /-]

Value	Label	Cases	Percentage
1	Yes	143	94.7%
2	No	8	5.3%
93	Prefer not to answer	0	
97	N/A	0	
98	Don't know	0	
Sysmiss		2849	

Warning: these figures indicate the number of cases found in the data file. They cannot be interpreted as summary statistics of the population of interest.

ca_req_samesex_attmp2: Did the participant asked to be interviewed by a same sex Tracker?

Information	[Type= discrete] [Format=numeric] [Range= 1-98] [Missing=*]
--------------------	---

File : AHRI.IsisekeloSempilo.ContactAttempts.2021.v2

ca_req_samesex_attmp2: Did the participant asked to be interviewed by a same sex Tracker?

Statistics [NW/ W] [Valid=697 /-] [Invalid=2303 /-]

Value	Label	Cases	Percentage
1	Yes	0	
2	No	697	100.0%
93	Prefer not to answer	0	
97	N/A	0	
98	Don't know	0	
Sysmiss		2303	

Warning: these figures indicate the number of cases found in the data file. They cannot be interpreted as summary statistics of the population of interest.

ca_samesex_reas_attmp2: What is the reason why the participant requested a same sex Tracker?

Information [Type= discrete] [Format=character] [Missing=*]

Statistics [NW/ W] [Valid=1 /-] [Invalid=0 /-]

ca_surveyed_attmp2: Was the participant contacted and willing to be surveyed?

Information [Type= discrete] [Format=numeric] [Range= 1-98] [Missing=*]

Statistics [NW/ W] [Valid=702 /-] [Invalid=2298 /-]

Value	Label	Cases	Percentage
1	Yes	590	84.0%
2	No	112	16.0%
93	Prefer not to answer	0	
97	N/A	0	
98	Don't know	0	
Sysmiss		2298	

Warning: these figures indicate the number of cases found in the data file. They cannot be interpreted as summary statistics of the population of interest.

ca_refused_attmp2: Did the participant / parent / guardian refused participation?

Information [Type= discrete] [Format=numeric] [Range= 1-98] [Missing=*]

Statistics [NW/ W] [Valid=120 /-] [Invalid=2880 /-]

Value	Label	Cases	Percentage
1	Yes	72	60.0%
2	No	48	40.0%
93	Prefer not to answer	0	
97	N/A	0	
98	Don't know	0	
Sysmiss		2880	

Warning: these figures indicate the number of cases found in the data file. They cannot be interpreted as summary statistics of the population of interest.

ca_resch_vsdate_attmp2: Reschedule next visit date

Information [Type= discrete] [Format=character] [Missing=*]

Statistics [NW/ W] [Valid=443 /-]

ca_contact_attmp3: Conducting Contact Attempt

Information [Type= discrete] [Format=numeric] [Range= 1-98] [Missing=*]

Statistics [NW/ W] [Valid=610 /-] [Invalid=2390 /-]

File : AHRI.IsisekeloSempilo.ContactAttempts.2021.v2

ca_contact_attmp3: Conducting Contact Attempt

Value	Label	Cases	Percentage
1	Yes	478	<div><div></div></div> 78.4%
2	No	132	<div><div></div></div> 21.6%
93	Prefer not to answer	0	
97	N/A	0	
98	Don't know	0	
Sysmiss		2390	

Warning: these figures indicate the number of cases found in the data file. They cannot be interpreted as summary statistics of the population of interest.

ca_staffname_attmp3: Staff Member

Information	[Type= discrete] [Format=character] [Missing=*]
Statistics [NW/ W]	[Valid=481 /-] [Invalid=0 /-]

ca_datetime_attmp3: Attempt Date and Time

Information	[Type= discrete] [Format=character] [Missing=*]
Statistics [NW/ W]	[Valid=481 /-]

ca_was_contacted_attmp3: Was the participant contacted

Information	[Type= discrete] [Format=numeric] [Range= 1-98] [Missing=*]
Statistics [NW/ W]	[Valid=481 /-] [Invalid=2519 /-]

Value	Label	Cases	Percentage
1	Yes	233	<div><div></div></div> 48.4%
2	No	245	<div><div></div></div> 50.9%
3		3	<div><div></div></div> 0.6%
93	Prefer not to answer	0	
97	N/A	0	
98	Don't know	0	
Sysmiss		2519	

Warning: these figures indicate the number of cases found in the data file. They cannot be interpreted as summary statistics of the population of interest.

ca_was_parenthome_attmp3: Was the participant's parent or guardian at home

Information	[Type= discrete] [Format=numeric] [Range= 1-98] [Missing=*]
Statistics [NW/ W]	[Valid=62 /-] [Invalid=2938 /-]

Value	Label	Cases	Percentage
1	Yes	50	<div><div></div></div> 80.6%
2	No	12	<div><div></div></div> 19.4%
93	Prefer not to answer	0	
97	N/A	0	
98	Don't know	0	
Sysmiss		2938	

Warning: these figures indicate the number of cases found in the data file. They cannot be interpreted as summary statistics of the population of interest.

ca_parental_consent_attmp3: Was parent or guardian willing to give Informed Consent?

Information	[Type= discrete] [Format=numeric] [Range= 1-98] [Missing=*]
Statistics [NW/ W]	[Valid=50 /-] [Invalid=2950 /-]

File : AHRI.IsisekeloSempilo.ContactAttempts.2021.v2

ca_parental_consent_attmp3: Was parent or guardian willing to give Informed Consent?

Value	Label	Cases	Percentage
1	Yes	48	<div><div></div></div> 96.0%
2	No	2	<div><div></div></div> 4.0%
93	Prefer not to answer	0	
97	N/A	0	
98	Don't know	0	
Sysmiss		2950	

Warning: these figures indicate the number of cases found in the data file. They cannot be interpreted as summary statistics of the population of interest.

ca_req_samesex_attmp3: Did the participant asked to be interviewed by a same sex Tracker?

Information	[Type= discrete] [Format=numeric] [Range= 1-98] [Missing=*]
Statistics [NW/ W]	[Valid=230 /-] [Invalid=2770 /-]

Value	Label	Cases	Percentage
1	Yes	0	
2	No	230	<div><div></div></div> 100.0%
93	Prefer not to answer	0	
97	N/A	0	
98	Don't know	0	
Sysmiss		2770	

Warning: these figures indicate the number of cases found in the data file. They cannot be interpreted as summary statistics of the population of interest.

ca_samesex_reas_attmp3: What is the reason why the participant requested a same sex Tracker?

Information	[Type= discrete] [Format=character] [Missing=*]
Statistics [NW/ W]	[Valid=0 /-] [Invalid=0 /-]

ca_surveyed_attmp3: Was the participant contacted and willing to be surveyed?

Information	[Type= discrete] [Format=numeric] [Range= 1-98] [Missing=*]
Statistics [NW/ W]	[Valid=229 /-] [Invalid=2771 /-]

Value	Label	Cases	Percentage
1	Yes	188	<div><div></div></div> 82.1%
2	No	41	<div><div></div></div> 17.9%
93	Prefer not to answer	0	
97	N/A	0	
98	Don't know	0	
Sysmiss		2771	

Warning: these figures indicate the number of cases found in the data file. They cannot be interpreted as summary statistics of the population of interest.

ca_refused_attmp3: Did the participant / parent / guardian refused participation?

Information	[Type= discrete] [Format=numeric] [Range= 1-98] [Missing=*]
Statistics [NW/ W]	[Valid=44 /-] [Invalid=2956 /-]

Value	Label	Cases	Percentage
1	Yes	26	<div><div></div></div> 59.1%
2	No	18	<div><div></div></div> 40.9%
93	Prefer not to answer	0	
97	N/A	0	

File : AHRI.IsisekeloSempilo.ContactAttempts.2021.v2

ca_refused_attmp3: Did the participant / parent / guardian refused participation?

Value	Label	Cases	Percentage
98	Don't know	0	
Sysmiss		2956	



Warning: these figures indicate the number of cases found in the data file. They cannot be interpreted as summary statistics of the population of interest.

ca_resch_vsdate_attmp3: Reschedule next visit date

Information	[Type= discrete] [Format=character] [Missing=*]
Statistics [NW/ W]	[Valid=187 /-]

ca_contact_attmp4: Conducting Contact Attempt

Information	[Type= discrete] [Format=numeric] [Range= 1-98] [Missing=*]
Statistics [NW/ W]	[Valid=265 /-] [Invalid=2735 /-]

Value	Label	Cases	Percentage
1	Yes	188	 70.9%
2	No	77	 29.1%
93	Prefer not to answer	0	
97	N/A	0	
98	Don't know	0	
Sysmiss		2735	

Warning: these figures indicate the number of cases found in the data file. They cannot be interpreted as summary statistics of the population of interest.

ca_staffname_attmp4: Staff Member



Information	[Type= discrete] [Format=character] [Missing=*]
Statistics [NW/ W]	[Valid=188 /-] [Invalid=0 /-]

ca_datetime_attmp4: Attempt Date and Time

Information	[Type= discrete] [Format=character] [Missing=*]
Statistics [NW/ W]	[Valid=188 /-]

ca_was_contacted_attmp4: Was the participant contacted

Information	[Type= discrete] [Format=numeric] [Range= 1-98] [Missing=*]
Statistics [NW/ W]	[Valid=187 /-] [Invalid=2813 /-]

Value	Label	Cases	Percentage
1	Yes	82	 43.9%
2	No	105	 56.1%
93	Prefer not to answer	0	
97	N/A	0	
98	Don't know	0	
Sysmiss		2813	

Warning: these figures indicate the number of cases found in the data file. They cannot be interpreted as summary statistics of the population of interest.

ca_was_parenthome_attmp4: Was the participant's parent or guardian at home

Information	[Type= discrete] [Format=numeric] [Range= 1-98] [Missing=*]
Statistics [NW/ W]	[Valid=19 /-] [Invalid=2981 /-]

Value	Label	Cases	Percentage
1	Yes	10	 52.6%

File : AHRI.IsisekeloSempilo.ContactAttempts.2021.v2

ca_was_parenthome_attmp4: Was the participant's parent or guardian at home

Value	Label	Cases	Percentage
2	No	9	47.4%
93	Prefer not to answer	0	
97	N/A	0	
98	Don't know	0	
Sysmiss		2981	

Warning: these figures indicate the number of cases found in the data file. They cannot be interpreted as summary statistics of the population of interest.

ca_parental_consent_attmp4: Was parent or guardian willing to give Informed Consent?

Information	[Type= discrete] [Format=numeric] [Range= 1-98] [Missing=*]
Statistics [NW/ W]	[Valid=10 /-] [Invalid=2990 /-]

Value	Label	Cases	Percentage
1	Yes	10	100.0%
2	No	0	
93	Prefer not to answer	0	
97	N/A	0	
98	Don't know	0	
Sysmiss		2990	

Warning: these figures indicate the number of cases found in the data file. They cannot be interpreted as summary statistics of the population of interest.

ca_req_samesex_attmp4: Did the participant asked to be interviewed by a same sex Tracker?

Information	[Type= discrete] [Format=numeric] [Range= 1-98] [Missing=*]
Statistics [NW/ W]	[Valid=82 /-] [Invalid=2918 /-]

Value	Label	Cases	Percentage
1	Yes	0	
2	No	82	100.0%
93	Prefer not to answer	0	
97	N/A	0	
98	Don't know	0	
Sysmiss		2918	

Warning: these figures indicate the number of cases found in the data file. They cannot be interpreted as summary statistics of the population of interest.

ca_samesex_reas_attmp4: What is the reason why the participant requested a same sex Tracker?

Information	[Type= discrete] [Format=character] [Missing=*]
Statistics [NW/ W]	[Valid=0 /-] [Invalid=0 /-]

ca_surveyed_attmp4: Was the participant contacted and willing to be surveyed?

Information	[Type= discrete] [Format=numeric] [Range= 1-98] [Missing=*]
Statistics [NW/ W]	[Valid=82 /-] [Invalid=2918 /-]

Value	Label	Cases	Percentage
1	Yes	55	67.1%
2	No	27	32.9%
93	Prefer not to answer	0	
97	N/A	0	
98	Don't know	0	
Sysmiss		2918	

File : AHRI.IsisekeloSempilo.ContactAttempts.2021.v2

ca_surveyed_attmp4: Was the participant contacted and willing to be surveyed?

Warning: these figures indicate the number of cases found in the data file. They cannot be interpreted as summary statistics of the population of interest.

ca_refused_attmp4: Did the participant / parent / guardian refused participation?

Information [Type= discrete] [Format=numeric] [Range= 1-98] [Missing=*]

Statistics [NW/ W] [Valid=27 /-] [Invalid=2973 /-]

Value	Label	Cases	Percentage
1	Yes	16	59.3%
2	No	11	40.7%
93	Prefer not to answer	0	
97	N/A	0	
98	Don't know	0	
Sysmiss		2973	

Warning: these figures indicate the number of cases found in the data file. They cannot be interpreted as summary statistics of the population of interest.

ca_resch_vsdate_attmp4: Reschedule next visit date

Information [Type= discrete] [Format=character] [Missing=*]

Statistics [NW/ W] [Valid=2 /-]

# ca_contact_attmp5: Conducting Contact Attempt			
Information	[Type= discrete] [Format=numeric] [Range= 1-98] [Missing=*]		
Statistics [NW/ W]	[Valid=118 /-] [Invalid=2882 /-]		
Value	Label	Cases	Percentage
1	Yes	67	<div></div> 56.8%
2	No	51	<div></div> 43.2%
93	Prefer not to answer	0	
97	N/A	0	
98	Don't know	0	
Sysmiss		2882	
Warning: these figures indicate the number of cases found in the data file. They cannot be interpreted as summary statistics of the population of interest.			
# ca_staffname_attmp5: Staff Member			
Information	[Type= discrete] [Format=character] [Missing=*]		
Statistics [NW/ W]	[Valid=67 /-] [Invalid=0 /-]		
# ca_datetime_attmp5: Attempt Date and Time			
Information	[Type= discrete] [Format=character] [Missing=*]		
Statistics [NW/ W]	[Valid=67 /-]		
# ca_was_contacted_attmp5: Was the participant contacted			
Information	[Type= discrete] [Format=numeric] [Range= 1-98] [Missing=*]		
Statistics [NW/ W]	[Valid=67 /-] [Invalid=2933 /-]		
Value	Label	Cases	Percentage
1	Yes	31	<div></div> 46.3%
2	No	36	<div></div> 53.7%
93	Prefer not to answer	0	
97	N/A	0	
98	Don't know	0	
Sysmiss		2933	
Warning: these figures indicate the number of cases found in the data file. They cannot be interpreted as summary statistics of the population of interest.			
# ca_was_parenthome_attmp5: Was the participant's parent or guardian at home			
Information	[Type= discrete] [Format=numeric] [Range= 1-98] [Missing=*]		
Statistics [NW/ W]	[Valid=6 /-] [Invalid=2994 /-]		
Value	Label	Cases	Percentage
1	Yes	3	<div></div> 50.0%
2	No	3	<div></div> 50.0%
93	Prefer not to answer	0	
97	N/A	0	
98	Don't know	0	
Sysmiss		2994	
Warning: these figures indicate the number of cases found in the data file. They cannot be interpreted as summary statistics of the population of interest.			
# ca_parental_consent_attmp5: Was parent or guardian willing to give Informed Consent?			
Information	[Type= discrete] [Format=numeric] [Range= 1-98] [Missing=*]		
Statistics [NW/ W]	[Valid=3 /-] [Invalid=2997 /-]		

# ca_parental_consent_attmp5: Was parent or guardian willing to give Informed Consent?			
Value	Label	Cases	Percentage
1	Yes	3	<div><div></div></div> 100.0%
2	No	0	
93	Prefer not to answer	0	
97	N/A	0	
98	Don't know	0	
Sysmiss		2997	
Warning: these figures indicate the number of cases found in the data file. They cannot be interpreted as summary statistics of the population of interest.			
# ca_req_samesex_attmp5: Did the participant asked to be interviewed by a same sex Tracker?			
Information		[Type= discrete] [Format=numeric] [Range= 1-98] [Missing=*]	
Statistics [NW/ W]		[Valid=31 /-] [Invalid=2969 /-]	
Value	Label	Cases	Percentage
1	Yes	0	
2	No	31	<div><div></div></div> 100.0%
93	Prefer not to answer	0	
97	N/A	0	
98	Don't know	0	
Sysmiss		2969	
Warning: these figures indicate the number of cases found in the data file. They cannot be interpreted as summary statistics of the population of interest.			
# ca_samesex_reas_attmp5: What is the reason why the participant requested a same sex Tracker?			
Information		[Type= discrete] [Format=character] [Missing=*]	
Statistics [NW/ W]		[Valid=0 /-] [Invalid=0 /-]	
# ca_surveyed_attmp5: Was the participant contacted and willing to be surveyed?			
Information		[Type= discrete] [Format=numeric] [Range= 1-98] [Missing=*]	
Statistics [NW/ W]		[Valid=31 /-] [Invalid=2969 /-]	
Value	Label	Cases	Percentage
1	Yes	23	<div><div></div></div> 74.2%
2	No	8	<div><div></div></div> 25.8%
93	Prefer not to answer	0	
97	N/A	0	
98	Don't know	0	
Sysmiss		2969	
Warning: these figures indicate the number of cases found in the data file. They cannot be interpreted as summary statistics of the population of interest.			
# ca_refused_attmp5: Did the participant / parent / guardian refused participation?			
Information		[Type= discrete] [Format=numeric] [Range= 1-98] [Missing=*]	
Statistics [NW/ W]		[Valid=8 /-] [Invalid=2992 /-]	
Value	Label	Cases	Percentage
1	Yes	2	<div><div></div></div> 25.0%
2	No	6	<div><div></div></div> 75.0%
93	Prefer not to answer	0	
97	N/A	0	
98	Don't know	0	
Sysmiss		2992	

# ca_refused_attmp5: Did the participant / parent / guardian refused participation?			
Warning: these figures indicate the number of cases found in the data file. They cannot be interpreted as summary statistics of the population of interest.			
# ca_resch_vsdate_attmp5: Reschedule next visit date			
Information	[Type= discrete] [Format=character] [Missing=*]		
Statistics [NW/ W]	[Valid=2 /-]		
# ca_contact_attmp6: Conducting Contact Attempt			
Information	[Type= discrete] [Format=numeric] [Range= 1-98] [Missing=*]		
Statistics [NW/ W]	[Valid=43 /-] [Invalid=2957 /-]		
Value	Label	Cases	Percentage
1	Yes	22	51.2%
2	No	21	48.8%
93	Prefer not to answer	0	
97	N/A	0	
98	Don't know	0	
Sysmiss		2957	
Warning: these figures indicate the number of cases found in the data file. They cannot be interpreted as summary statistics of the population of interest.			
# ca_staffname_attmp6: Staff Member			
Information	[Type= discrete] [Format=character] [Missing=*]		
Statistics [NW/ W]	[Valid=22 /-] [Invalid=0 /-]		
# ca_datetime_attmp6: Attempt Date and Time			
Information	[Type= discrete] [Format=character] [Missing=*]		
Statistics [NW/ W]	[Valid=22 /-]		
# ca_was_contacted_attmp6: Was the participant contacted			
Information	[Type= discrete] [Format=numeric] [Range= 1-98] [Missing=*]		
Statistics [NW/ W]	[Valid=22 /-] [Invalid=2978 /-]		
Value	Label	Cases	Percentage
1	Yes	11	50.0%
2	No	11	50.0%
93	Prefer not to answer	0	
97	N/A	0	
98	Don't know	0	
Sysmiss		2978	
Warning: these figures indicate the number of cases found in the data file. They cannot be interpreted as summary statistics of the population of interest.			
# ca_was_parenthome_attmp6: Was the participant's parent or guardian at home			
Information	[Type= discrete] [Format=numeric] [Range= 1-98] [Missing=*]		
Statistics [NW/ W]	[Valid=2 /-] [Invalid=2998 /-]		
Value	Label	Cases	Percentage
1	Yes	1	50.0%
2	No	1	50.0%
93	Prefer not to answer	0	
97	N/A	0	
98	Don't know	0	
Sysmiss		2998	
Warning: these figures indicate the number of cases found in the data file. They cannot be interpreted as summary statistics of the population of interest.			

# ca_parental_consent_attmp6: Was parent or guardian willing to give Informed Consent?			
Information	[Type= discrete] [Format=numeric] [Range= 1-98] [Missing=*]		
Statistics [NW/ W]	[Valid=1 -/] [Invalid=2999 -/]		
Value	Label	Cases	Percentage
1	Yes	1	<div><div></div></div> 100.0%
2	No	0	
93	Prefer not to answer	0	
97	N/A	0	
98	Don't know	0	
Sysmiss		2999	
Warning: these figures indicate the number of cases found in the data file. They cannot be interpreted as summary statistics of the population of interest.			
# ca_req_samesex_attmp6: Did the participant asked to be interviewed by a same sex Tracker?			
Information	[Type= discrete] [Format=numeric] [Range= 1-98] [Missing=*]		
Statistics [NW/ W]	[Valid=11 -/] [Invalid=2989 -/]		
Value	Label	Cases	Percentage
1	Yes	0	
2	No	11	<div><div></div></div> 100.0%
93	Prefer not to answer	0	
97	N/A	0	
98	Don't know	0	
Sysmiss		2989	
Warning: these figures indicate the number of cases found in the data file. They cannot be interpreted as summary statistics of the population of interest.			
# ca_samesex_reas_attmp6: What is the reason why the participant requested a same sex Tracker?			
Information	[Type= discrete] [Format=character] [Missing=*]		
Statistics [NW/ W]	[Valid=0 -/] [Invalid=0 -/]		
# ca_surveyed_attmp6: Was the participant contacted and willing to be surveyed?			
Information	[Type= discrete] [Format=numeric] [Range= 1-98] [Missing=*]		
Statistics [NW/ W]	[Valid=11 -/] [Invalid=2989 -/]		
Value	Label	Cases	Percentage
1	Yes	6	<div><div></div></div> 54.5%
2	No	5	<div><div></div></div> 45.5%
93	Prefer not to answer	0	
97	N/A	0	
98	Don't know	0	
Sysmiss		2989	
Warning: these figures indicate the number of cases found in the data file. They cannot be interpreted as summary statistics of the population of interest.			
# ca_refused_attmp6: Did the participant / parent / guardian refused participation?			
Information	[Type= discrete] [Format=numeric] [Range= 1-98] [Missing=*]		
Statistics [NW/ W]	[Valid=5 -/] [Invalid=2995 -/]		
Value	Label	Cases	Percentage
1	Yes	1	<div><div></div></div> 20.0%
2	No	4	<div><div></div></div> 80.0%
93	Prefer not to answer	0	
97	N/A	0	

ca_refused_attmp6: Did the participant / parent / guardian refused participation?

Value	Label	Cases	Percentage
98	Don't know	0	
Sysmiss		2995	

Warning: these figures indicate the number of cases found in the data file. They cannot be interpreted as summary statistics of the population of interest.

ca_resch_vsdate_attmp6: Reschedule next visit date

Information	[Type= discrete] [Format=character] [Missing=*]
Statistics [NW/ W]	[Valid=0 /-]

ca_refused_by: Who refuse participation?

Information	[Type= discrete] [Format=numeric] [Range= 1-96] [Missing=*]
Statistics [NW/ W]	[Valid=175 /-] [Invalid=2825 /-]

Value	Label	Cases	Percentage
1	Self	167	<div></div> 95.4%
2	Partner	1	<div></div> 0.6%
3	HH Head	1	<div></div> 0.6%
4	BS Owner	0	
5	Parent/Guardian	6	<div></div> 3.4%
96	Other, specify	0	
Sysmiss		2825	

Warning: these figures indicate the number of cases found in the data file. They cannot be interpreted as summary statistics of the population of interest.

ca_proj_handover_request: Fieldworker: Request handover of Non-Contact to Project Coordinator?

Information	[Type= discrete] [Format=numeric] [Range= 1-98] [Missing=*]
Statistics [NW/ W]	[Valid=1227 /-] [Invalid=1773 /-]

Value	Label	Cases	Percentage
1	Yes	373	<div></div> 30.4%
2	No	854	<div></div> 69.6%
93	Prefer not to answer	0	
97	N/A	0	
98	Don't know	0	
Sysmiss		1773	

Warning: these figures indicate the number of cases found in the data file. They cannot be interpreted as summary statistics of the population of interest.

ca_proj_noncontact_reas: Select reason for non-contact in field

Information	[Type= discrete] [Format=numeric] [Range= 4-96] [Missing=*]
Statistics [NW/ W]	[Valid=388 /-] [Invalid=2612 /-]

Value	Label	Cases	Percentage
4	Not found after 4 attempts	78	<div></div> 20.1%
7	Temporarily away for more than 2 months	31	<div></div> 8.0%
8	Stay in currently Avoided BS/HH	0	
9	Outmigrated to unknown destination	45	<div></div> 11.6%
11	Out-migrated within PIPSA, but unable to visit	24	<div></div> 6.2%
12	Contacted, but unable to conduct survey after 4x contact attempts	0	
13	Unable to acquire parental consent after 4x contact visits	0	
14		1	<div></div> 0.3%
96	Other, specify	209	<div></div> 53.9%

# ca_proj_noncontact_reas: Select reason for non-contact in field			
Value	Label	Cases	Percentage
Sysmiss		2612	
Warning: these figures indicate the number of cases found in the data file. They cannot be interpreted as summary statistics of the population of interest.			
# ca_coordn_approval: Was this request for a Non-Contact approved?			
Information	[Type= discrete] [Format=numeric] [Range= 1-2] [Missing=*]		
Statistics [NW/ W]	[Valid=374 /-] [Invalid=2626 /-]		
Value	Label	Cases	Percentage
1	Yes, approved	373	99.7%
2	No, denied	1	0.3%
Sysmiss		2626	
Warning: these figures indicate the number of cases found in the data file. They cannot be interpreted as summary statistics of the population of interest.			
# ca_premature_comp: Was this a Pre-mature completion?			
Information	[Type= discrete] [Format=numeric] [Range= 1-98] [Missing=*]		
Statistics [NW/ W]	[Valid=1135 /-] [Invalid=1865 /-]		
Value	Label	Cases	Percentage
1	Yes	677	59.6%
2	No	458	40.4%
93	Prefer not to answer	0	
97	N/A	0	
98	Don't know	0	
Sysmiss		1865	
Warning: these figures indicate the number of cases found in the data file. They cannot be interpreted as summary statistics of the population of interest.			
# ca_premature_reas: Select reason for pre-mature completion			
Information	[Type= discrete] [Format=numeric] [Range= 1-96] [Missing=*]		
Statistics [NW/ W]	[Valid=677 /-] [Invalid=2323 /-]		
Value	Label	Cases	Percentage
1	Reported dead?	9	1.3%
2	Outmigrated outside PIPSA	637	94.1%
96	Other, specify	31	4.6%
Sysmiss		2323	
Warning: these figures indicate the number of cases found in the data file. They cannot be interpreted as summary statistics of the population of interest.			
# ca_visitdate: Visit Date			
Information	[Type= discrete] [Format=character] [Missing=*]		
Statistics [NW/ W]	[Valid=2608 /-]		

File : AHRI.IsisekeloSempilo.IndividualConsent_Age13-17.2021.v2

project_id: REDCap Project Identifier

Information	[Type= discrete] [Format=numeric] [Range= 477-477] [Missing=*]
Statistics [NW/ W]	[Valid=3000 /-] [Invalid=0 /-]

event_id: REDCap Event Identifier

Information	[Type= discrete] [Format=numeric] [Range= 2442-2442] [Missing=*]
Statistics [NW/ W]	[Valid=3000 /-] [Invalid=0 /-]

IIntId: Individual ID

Information	[Type= continuous] [Format=numeric] [Range= 33-247677] [Missing=*]
Statistics [NW/ W]	[Valid=3000 /-] [Invalid=0 /-] [Mean=101957.494 /-] [StdDev=62006.943 /-]

ic_adolescent_starttime: Informed consent for adolescents - Start time

Information	[Type= discrete] [Format=character] [Missing=*]
Statistics [NW/ W]	[Valid=263 /-]

ic_indiv_age_verify1: Has the volunteer's age been verified?

Information	[Type= discrete] [Format=numeric] [Range= 1-98] [Missing=*]
Statistics [NW/ W]	[Valid=262 /-] [Invalid=2738 /-]

Value	Label	Cases	Percentage
1	Yes	237	90.5%
2	No	25	9.5%
93	Prefer not to answer	0	
97	N/A	0	
98	Don't know	0	
Sysmiss		2738	

Warning: these figures indicate the number of cases found in the data file. They cannot be interpreted as summary statistics of the population of interest.

ic_indiv_verified_how1: If yes, indicate below how the participant's age has been verified?

Information	[Type= discrete] [Format=numeric] [Range= 1-96] [Missing=*]
Statistics [NW/ W]	[Valid=237 /-] [Invalid=2763 /-]

Value	Label	Cases	Percentage
1	Birth Certificate	205	86.5%
2	ID	15	6.3%
96	Other, specify	17	7.2%
Sysmiss		2763	

Warning: these figures indicate the number of cases found in the data file. They cannot be interpreted as summary statistics of the population of interest.

ic_indiv_who_consent1: Who has provided consent for this volunteer to participate in this study?

Information	[Type= discrete] [Format=numeric] [Range= 1-96] [Missing=*]
Statistics [NW/ W]	[Valid=237 /-] [Invalid=2763 /-]

Value	Label	Cases	Percentage
1	Parent	133	56.1%
2	Legal Guardian	77	32.5%
3	Care Provided	26	11.0%
96	Other, specify	1	0.4%
Sysmiss		2763	

File : AHRI.IsisekeloSempilo.IndividualConsent_Age13-17.2021.v2

ic_indiv_who_consent1: Who has provided consent for this volunteer to participate in this study?

Warning: these figures indicate the number of cases found in the data file. They cannot be interpreted as summary statistics of the population of interest.

ic_indiv_enough_info1: Have you received enough information about the study?

Information [Type= discrete] [Format=numeric] [Range= 1-98] [Missing=*]

Statistics [NW/ W] [Valid=263 /-] [Invalid=2737 /-]

Value	Label	Cases	Percentage
1	Yes	263	100.0%
2	No	0	
93	Prefer not to answer	0	
97	N/A	0	
98	Don't know	0	
Sysmiss		2737	

Warning: these figures indicate the number of cases found in the data file. They cannot be interpreted as summary statistics of the population of interest.

ic_indiv_ask_questions1: Have you been given an opportunity to ask questions about the study and been giv

Information [Type= discrete] [Format=numeric] [Range= 1-98] [Missing=*]

Statistics [NW/ W] [Valid=263 /-] [Invalid=2737 /-]

Value	Label	Cases	Percentage
1	Yes	263	100.0%
2	No	0	
93	Prefer not to answer	0	
97	N/A	0	
98	Don't know	0	
Sysmiss		2737	

Warning: these figures indicate the number of cases found in the data file. They cannot be interpreted as summary statistics of the population of interest.

ic_indiv_consent_study1: Do you agree to take part in this study?

Information [Type= discrete] [Format=numeric] [Range= 1-98] [Missing=*]

Statistics [NW/ W] [Valid=263 /-] [Invalid=2737 /-]

Value	Label	Cases	Percentage
1	Yes	263	100.0%
2	No	0	
93	Prefer not to answer	0	
97	N/A	0	
98	Don't know	0	
Sysmiss		2737	

Warning: these figures indicate the number of cases found in the data file. They cannot be interpreted as summary statistics of the population of interest.

ic_indiv_consent_intv1: Do you agree to be offered any interventions we have described?

Information [Type= discrete] [Format=numeric] [Range= 1-98] [Missing=*]

Statistics [NW/ W] [Valid=263 /-] [Invalid=2737 /-]

Value	Label	Cases	Percentage
1	Yes	262	99.6%
2	No	1	0.4%
93	Prefer not to answer	0	
97	N/A	0	

File : AHRI.IsisekeloSempilo.IndividualConsent_Age13-17.2021.v2

ic_indiv_consent_intv1: Do you agree to be offered any interventions we have described?

Value	Label	Cases	Percentage
98	Don't know	0	
Sysmiss		2737	

Warning: these figures indicate the number of cases found in the data file. They cannot be interpreted as summary statistics of the population of interest.

ic_indiv_consent_12mthfu1: Do you agree to be followed up at 12 months?

Information	[Type= discrete] [Format=numeric] [Range= 1-98] [Missing=*]
Statistics [NW/ W]	[Valid=262 /-] [Invalid=2738 /-]

Value	Label	Cases	Percentage
1	Yes	261	99.6%
2	No	1	0.4%
93	Prefer not to answer	0	
97	N/A	0	
98	Don't know	0	
Sysmiss		2738	

Warning: these figures indicate the number of cases found in the data file. They cannot be interpreted as summary statistics of the population of interest.

ic_indiv_ref_witness1: Tick box if participant is not literate and refuses to have witness present:

Information	[Type= discrete] [Format=numeric] [Range= 1-98] [Missing=*]
Statistics [NW/ W]	[Valid=43 /-] [Invalid=2957 /-]

Value	Label	Cases	Percentage
1	Yes	24	55.8%
2	No	19	44.2%
93	Prefer not to answer	0	
97	N/A	0	
98	Don't know	0	
Sysmiss		2957	

Warning: these figures indicate the number of cases found in the data file. They cannot be interpreted as summary statistics of the population of interest.

ic_indiv_understand_int1_1: Do you understand the intervention I described to you?

Information	[Type= discrete] [Format=numeric] [Range= 1-98] [Missing=*]
Statistics [NW/ W]	[Valid=260 /-] [Invalid=2740 /-]

Value	Label	Cases	Percentage
1	Yes	260	100.0%
2	No	0	
93	Prefer not to answer	0	
97	N/A	0	
98	Don't know	0	
Sysmiss		2740	

Warning: these figures indicate the number of cases found in the data file. They cannot be interpreted as summary statistics of the population of interest.

ic_indiv_clinrefer_int1_1: Are you happy for me to refer you to the clinic?

Information	[Type= discrete] [Format=numeric] [Range= 1-98] [Missing=*]
Statistics [NW/ W]	[Valid=260 /-] [Invalid=2740 /-]

Value	Label	Cases	Percentage
1	Yes	260	100.0%

File : AHRI.IsisekeloSempilo.IndividualConsent_Age13-17.2021.v2

ic_indiv_clinrefer_int1_1: Are you happy for me to refer you to the clinic?

Value	Label	Cases	Percentage
2	No	0	
93	Prefer not to answer	0	
97	N/A	0	
98	Don't know	0	
Sysmiss		2740	

Warning: these figures indicate the number of cases found in the data file. They cannot be interpreted as summary statistics of the population of interest.

ic_indiv_schclndt_int1_1: If yes, the research assistant will provide referral to appropriate clinic with

Information	[Type= discrete] [Format=numeric] [Range= 1-98] [Missing=*]
Statistics [NW/ W]	[Valid=260 /-] [Invalid=2740 /-]

Value	Label	Cases	Percentage
1	Yes	260	100.0%
2	No	0	
93	Prefer not to answer	0	
97	N/A	0	
98	Don't know	0	
Sysmiss		2740	

Warning: these figures indicate the number of cases found in the data file. They cannot be interpreted as summary statistics of the population of interest.

ic_indiv_understand_int2_1: Do you understand the intervention I described to you?

Information	[Type= discrete] [Format=numeric] [Range= 1-98] [Missing=*]
Statistics [NW/ W]	[Valid=136 /-] [Invalid=2864 /-]

Value	Label	Cases	Percentage
1	Yes	136	100.0%
2	No	0	
93	Prefer not to answer	0	
97	N/A	0	
98	Don't know	0	
Sysmiss		2864	

Warning: these figures indicate the number of cases found in the data file. They cannot be interpreted as summary statistics of the population of interest.

ic_indiv_refpeernav_int2_1: Are you happy for me to refer you to the named Thetha nami Peer navigator?

Information	[Type= discrete] [Format=numeric] [Range= 1-98] [Missing=*]
Statistics [NW/ W]	[Valid=136 /-] [Invalid=2864 /-]

Value	Label	Cases	Percentage
1	Yes	126	92.6%
2	No	10	7.4%
93	Prefer not to answer	0	
97	N/A	0	
98	Don't know	0	
Sysmiss		2864	

Warning: these figures indicate the number of cases found in the data file. They cannot be interpreted as summary statistics of the population of interest.

ic_indiv_peerinfo_int2_1: If yes, research assistant will provide your contact details to the named peer n

Information	[Type= discrete] [Format=numeric] [Range= 1-98] [Missing=*]
-------------	---

File : AHRI.IsisekeloSempilo.IndividualConsent_Age13-17.2021.v2

ic_indiv_peerinfo_int2_1: If yes, research assistant will provide your contact details to the named peer n

Statistics [NW/ W] [Valid=126 /-] [Invalid=2874 /-]

Value	Label	Cases	Percentage
1	Yes	126	100.0%
2	No	0	
93	Prefer not to answer	0	
97	N/A	0	
98	Don't know	0	
Sysmiss		2874	

Warning: these figures indicate the number of cases found in the data file. They cannot be interpreted as summary statistics of the population of interest.

ic_indiv_understand_int3_1: Do you understand the intervention I described to you?

Information [Type= discrete] [Format=numeric] [Range= 1-98] [Missing=*]

Statistics [NW/ W] [Valid=125 /-] [Invalid=2875 /-]

Value	Label	Cases	Percentage
1	Yes	123	98.4%
2	No	2	1.6%
93	Prefer not to answer	0	
97	N/A	0	
98	Don't know	0	
Sysmiss		2875	

Warning: these figures indicate the number of cases found in the data file. They cannot be interpreted as summary statistics of the population of interest.

ic_indiv_samples_int3_1: Are you happy to provide samples for testing?

Information [Type= discrete] [Format=numeric] [Range= 1-98] [Missing=*]

Statistics [NW/ W] [Valid=123 /-] [Invalid=2877 /-]

Value	Label	Cases	Percentage
1	Yes	119	96.7%
2	No	4	3.3%
93	Prefer not to answer	0	
97	N/A	0	
98	Don't know	0	
Sysmiss		2877	

Warning: these figures indicate the number of cases found in the data file. They cannot be interpreted as summary statistics of the population of interest.

ic_indiv_stisamp_int3_1: Do you agree to providing self-taken vaginal samples (women) and a first catch u

Information [Type= discrete] [Format=numeric] [Range= 1-98] [Missing=*]

Statistics [NW/ W] [Valid=119 /-] [Invalid=2881 /-]

Value	Label	Cases	Percentage
1	Yes	119	100.0%
2	No	0	
93	Prefer not to answer	0	
97	N/A	0	
98	Don't know	0	
Sysmiss		2881	

Warning: these figures indicate the number of cases found in the data file. They cannot be interpreted as summary statistics of the population of interest.

File : AHRI.IsisekeloSempilo.IndividualConsent_Age13-17.2021.v2

ic_indiv_telecontct_int3_1: Do you understand that if you have a positive result and you do not attend clini

Information [Type= discrete] [Format=numeric] [Range= 1-98] [Missing=*]

Statistics [NW/ W] [Valid=119 /-] [Invalid=2881 /-]

Value	Label	Cases	Percentage
1	Yes	119	100.0%
2	No	0	
93	Prefer not to answer	0	
97	N/A	0	
98	Don't know	0	
Sysmiss		2881	

Warning: these figures indicate the number of cases found in the data file. They cannot be interpreted as summary statistics of the population of interest.

ic_indiv_testkit_int3_1: If yes to all of the above research assistant will provide you with a testing ki

Information [Type= discrete] [Format=numeric] [Range= 1-98] [Missing=*]

Statistics [NW/ W] [Valid=119 /-] [Invalid=2881 /-]

Value	Label	Cases	Percentage
1	Yes	119	100.0%
2	No	0	
93	Prefer not to answer	0	
97	N/A	0	
98	Don't know	0	
Sysmiss		2881	

Warning: these figures indicate the number of cases found in the data file. They cannot be interpreted as summary statistics of the population of interest.

ic_indiv_storespec_int3_1: Do you agree for your specimen to be stored?

Information [Type= discrete] [Format=numeric] [Range= 1-98] [Missing=*]

Statistics [NW/ W] [Valid=119 /-] [Invalid=2881 /-]

Value	Label	Cases	Percentage
1	Yes	119	100.0%
2	No	0	
93	Prefer not to answer	0	
97	N/A	0	
98	Don't know	0	
Sysmiss		2881	

Warning: these figures indicate the number of cases found in the data file. They cannot be interpreted as summary statistics of the population of interest.

ic_indiv_futreach_int3_1: Do you agree to have future research tests (such as other sexually transmitted i

Information [Type= discrete] [Format=numeric] [Range= 1-98] [Missing=*]

Statistics [NW/ W] [Valid=119 /-] [Invalid=2881 /-]

Value	Label	Cases	Percentage
1	Yes	119	100.0%
2	No	0	
93	Prefer not to answer	0	
97	N/A	0	
98	Don't know	0	
Sysmiss		2881	

File : AHRI.IsisekeloSempilo.IndividualConsent_Age13-17.2021.v2	
# ic_indiv_futreach_int3_1: Do you agree to have future research tests (such as other sexually transmitted i	
<i>Warning: these figures indicate the number of cases found in the data file. They cannot be interpreted as summary statistics of the population of interest.</i>	
# ic_adolescent_stoptime: Informed consent for adolescents - Stop time	
Information	[Type= discrete] [Format=character] [Missing=*]
Statistics [NW/ W]	[Valid=263 /-]
# ic_calc_minor_consent: Calculate Consent to Study - Minor	
Information	[Type= discrete] [Format=character] [Missing=*]
Statistics [NW/ W]	[Valid=3000 /-] [Invalid=0 /-]

File : AHRI.IsisekeloSempilo.IndividualConsent_Age18-30.2021.v2

project_id: REDCap Project Identifier

Information [Type= discrete] [Format=numeric] [Range= 477-477] [Missing=*]

Statistics [NW/ W] [Valid=3000 /-] [Invalid=0 /-]

event_id: REDCap Event Identifier

Information [Type= discrete] [Format=numeric] [Range= 2442-2442] [Missing=*]

Statistics [NW/ W] [Valid=3000 /-] [Invalid=0 /-]

HntId: Individual ID

Information [Type= continuous] [Format=numeric] [Range= 33-247677] [Missing=*]

Statistics [NW/ W] [Valid=3000 /-] [Invalid=0 /-] [Mean=101957.494 /-] [StdDev=62006.943 /-]

ic_mature_starttime: Informed consent for Mature Participant - Start time

Information [Type= discrete] [Format=character] [Missing=*]

Statistics [NW/ W] [Valid=1483 /-]

ic_indiv_enough_info3: Have you received enough information about the study?

Information [Type= discrete] [Format=numeric] [Range= 1-98] [Missing=*]

Statistics [NW/ W] [Valid=1483 /-] [Invalid=1517 /-]

Value	Label	Cases	Percentage
1	Yes	1483	100.0%
2	No	0	
93	Prefer not to answer	0	
97	N/A	0	
98	Don't know	0	
Sysmiss		1517	

Warning: these figures indicate the number of cases found in the data file. They cannot be interpreted as summary statistics of the population of interest.

ic_indiv_ask_questions3: Have you been given an opportunity to ask questions about the study and been giv

Information [Type= discrete] [Format=numeric] [Range= 1-98] [Missing=*]

Statistics [NW/ W] [Valid=1483 /-] [Invalid=1517 /-]

Value	Label	Cases	Percentage
1	Yes	1483	100.0%
2	No	0	
93	Prefer not to answer	0	
97	N/A	0	
98	Don't know	0	
Sysmiss		1517	

Warning: these figures indicate the number of cases found in the data file. They cannot be interpreted as summary statistics of the population of interest.

ic_indiv_consent_study3: Do you agree to take part in this study?

Information [Type= discrete] [Format=numeric] [Range= 1-98] [Missing=*]

Statistics [NW/ W] [Valid=1483 /-] [Invalid=1517 /-]

Value	Label	Cases	Percentage
1	Yes	1483	100.0%
2	No	0	
93	Prefer not to answer	0	

File : AHRI.IsisekeloSempilo.IndividualConsent_Age18-30.2021.v2

ic_indiv_consent_study3: Do you agree to take part in this study?

Value	Label	Cases	Percentage
97	N/A	0	
98	Don't know	0	
Sysmiss		1517	

Warning: these figures indicate the number of cases found in the data file. They cannot be interpreted as summary statistics of the population of interest.

ic_indiv_consent_intv3: Do you agree to be offered any interventions we have described?

Information	[Type= discrete] [Format=numeric] [Range= 1-98] [Missing=*]
Statistics [NW/ W]	[Valid=1483 /-] [Invalid=1517 /-]

Value	Label	Cases	Percentage
1	Yes	1482	<div><div></div></div> 99.9%
2	No	1	0.1%
93	Prefer not to answer	0	
97	N/A	0	
98	Don't know	0	
Sysmiss		1517	

Warning: these figures indicate the number of cases found in the data file. They cannot be interpreted as summary statistics of the population of interest.

ic_indiv_consent_12mthfu3: Do you agree to be followed up at 12 months?

Information	[Type= discrete] [Format=numeric] [Range= 1-98] [Missing=*]
Statistics [NW/ W]	[Valid=1483 /-] [Invalid=1517 /-]

Value	Label	Cases	Percentage
1	Yes	1483	<div><div></div></div> 100.0%
2	No	0	
93	Prefer not to answer	0	
97	N/A	0	
98	Don't know	0	
Sysmiss		1517	

Warning: these figures indicate the number of cases found in the data file. They cannot be interpreted as summary statistics of the population of interest.

ic_indiv_ref_witness2: Tick box if participant is not literate and refuses to have witness present:

Information	[Type= discrete] [Format=numeric] [Range= 1-98] [Missing=*]
Statistics [NW/ W]	[Valid=225 /-] [Invalid=2775 /-]

Value	Label	Cases	Percentage
1	Yes	31	<div><div></div></div> 13.8%
2	No	194	<div><div></div></div> 86.2%
93	Prefer not to answer	0	
97	N/A	0	
98	Don't know	0	
Sysmiss		2775	

Warning: these figures indicate the number of cases found in the data file. They cannot be interpreted as summary statistics of the population of interest.

ic_indiv_understand_int1_2: Do you understand the intervention I described to you?

Information	[Type= discrete] [Format=numeric] [Range= 1-98] [Missing=*]
Statistics [NW/ W]	[Valid=1482 /-] [Invalid=1518 /-]

File : AHRI.IsisekeloSempilo.IndividualConsent_Age18-30.2021.v2

ic_indiv_understand_int1_2: Do you understand the intervention I described to you?

Value	Label	Cases	Percentage
1	Yes	1480	99.9%
2	No	2	0.1%
93	Prefer not to answer	0	
97	N/A	0	
98	Don't know	0	
Sysmiss		1518	

Warning: these figures indicate the number of cases found in the data file. They cannot be interpreted as summary statistics of the population of interest.

ic_indiv_clinrefer_int1_2: Are you happy for me to refer you to the clinic?

Information	[Type= discrete] [Format=numeric] [Range= 1-98] [Missing=*]
Statistics [NW/ W]	[Valid=1480 /-] [Invalid=1520 /-]

Value	Label	Cases	Percentage
1	Yes	1473	99.5%
2	No	7	0.5%
93	Prefer not to answer	0	
97	N/A	0	
98	Don't know	0	
Sysmiss		1520	

Warning: these figures indicate the number of cases found in the data file. They cannot be interpreted as summary statistics of the population of interest.

ic_indiv_schclindt_int1_2: If yes, the research assistant will provide referral to appropriate clinic with

Information	[Type= discrete] [Format=numeric] [Range= 1-98] [Missing=*]
Statistics [NW/ W]	[Valid=1473 /-] [Invalid=1527 /-]

Value	Label	Cases	Percentage
1	Yes	1473	100.0%
2	No	0	
93	Prefer not to answer	0	
97	N/A	0	
98	Don't know	0	
Sysmiss		1527	

Warning: these figures indicate the number of cases found in the data file. They cannot be interpreted as summary statistics of the population of interest.

ic_indiv_understand_int2_2: Do you understand the intervention I described to you?

Information	[Type= discrete] [Format=numeric] [Range= 1-98] [Missing=*]
Statistics [NW/ W]	[Valid=749 /-] [Invalid=2251 /-]



Value	Label	Cases	Percentage
1	Yes	743	99.2%
2	No	6	0.8%
93	Prefer not to answer	0	
97	N/A	0	
98	Don't know	0	
Sysmiss		2251	

Warning: these figures indicate the number of cases found in the data file. They cannot be interpreted as summary statistics of the population of interest.

File : AHRI.IsisekeloSempilo.IndividualConsent_Age18-30.2021.v2

ic_indiv_refpeernav_int2_2: Are you happy for me to refer you to the named Thetha nami Peer navigator?

Information	[Type= discrete] [Format=numeric] [Range= 1-98] [Missing=*]
Statistics [NW/ W]	[Valid=743 /-] [Invalid=2257 /-]

Value	Label	Cases	Percentage
1	Yes	682	 91.8%
2	No	61	 8.2%
93	Prefer not to answer	0	
97	N/A	0	
98	Don't know	0	
Sysmiss		2257	

Warning: these figures indicate the number of cases found in the data file. They cannot be interpreted as summary statistics of the population of interest.

ic_indiv_peerinfo_int2_2: If yes, research assistant will provide your contact details to the named peer n



Information	[Type= discrete] [Format=numeric] [Range= 1-98] [Missing=*]
Statistics [NW/ W]	[Valid=682 /-] [Invalid=2318 /-]

Value	Label	Cases	Percentage
1	Yes	678	 99.4%
2	No	4	 0.6%
93	Prefer not to answer	0	
97	N/A	0	
98	Don't know	0	
Sysmiss		2318	

Warning: these figures indicate the number of cases found in the data file. They cannot be interpreted as summary statistics of the population of interest.

ic_indiv_understand_int3_2: Do you understand the intervention I described to you?


Information	[Type= discrete] [Format=numeric] [Range= 1-98] [Missing=*]
Statistics [NW/ W]	[Valid=737 /-] [Invalid=2263 /-]

Value	Label	Cases	Percentage
1	Yes	730	 99.1%
2	No	7	 0.9%
93	Prefer not to answer	0	
97	N/A	0	
98	Don't know	0	
Sysmiss		2263	

Warning: these figures indicate the number of cases found in the data file. They cannot be interpreted as summary statistics of the population of interest.

ic_indiv_samples_int3_2: Are you happy to provide samples for testing?

Information	[Type= discrete] [Format=numeric] [Range= 1-98] [Missing=*]
Statistics [NW/ W]	[Valid=730 /-] [Invalid=2270 /-]

Value	Label	Cases	Percentage
1	Yes	702	 96.2%
2	No	28	 3.8%
93	Prefer not to answer	0	
97	N/A	0	
98	Don't know	0	
Sysmiss		2270	

File : AHRI.IsisekeloSempilo.IndividualConsent_Age18-30.2021.v2

ic_indiv_samples_int3_2: Are you happy to provide samples for testing?

Warning: these figures indicate the number of cases found in the data file. They cannot be interpreted as summary statistics of the population of interest.

ic_indiv_stisamp_int3_2: Do you agree to providing self-taken vaginal samples (women) and a first catch u

Information [Type= discrete] [Format=numeric] [Range= 1-98] [Missing=*]

Statistics [NW/ W] [Valid=702 /-] [Invalid=2298 /-]

Value	Label	Cases	Percentage
1	Yes	702	100.0%
2	No	0	
93	Prefer not to answer	0	
97	N/A	0	
98	Don't know	0	
Sysmiss		2298	

Warning: these figures indicate the number of cases found in the data file. They cannot be interpreted as summary statistics of the population of interest.

ic_indiv_telecontct_int3_2: Do you understand that if you have a positive result and you do not attend clini

Information [Type= discrete] [Format=numeric] [Range= 1-98] [Missing=*]

Statistics [NW/ W] [Valid=707 /-] [Invalid=2293 /-]

Value	Label	Cases	Percentage
1	Yes	707	100.0%
2	No	0	
93	Prefer not to answer	0	
97	N/A	0	
98	Don't know	0	
Sysmiss		2293	

Warning: these figures indicate the number of cases found in the data file. They cannot be interpreted as summary statistics of the population of interest.

ic_indiv_testkit_int3_2: If yes to all of the above research assistant will provide you with a testing ki

Information [Type= discrete] [Format=numeric] [Range= 1-98] [Missing=*]

Statistics [NW/ W] [Valid=707 /-] [Invalid=2293 /-]

Value	Label	Cases	Percentage
1	Yes	707	100.0%
2	No	0	
93	Prefer not to answer	0	
97	N/A	0	
98	Don't know	0	
Sysmiss		2293	

Warning: these figures indicate the number of cases found in the data file. They cannot be interpreted as summary statistics of the population of interest.

ic_indiv_storespec_int3_2: Do you agree for your specimen to be stored?

Information [Type= discrete] [Format=numeric] [Range= 1-98] [Missing=*]

Statistics [NW/ W] [Valid=707 /-] [Invalid=2293 /-]

Value	Label	Cases	Percentage
1	Yes	706	99.9%
2	No	1	0.1%
93	Prefer not to answer	0	
97	N/A	0	

File : AHRI.IsisekeloSempilo.IndividualConsent_Age18-30.2021.v2

ic_indiv_storespec_int3_2: Do you agree for your specimen to be stored?

Value	Label	Cases	Percentage
98	Don't know	0	
Sysmiss		2293	

Warning: these figures indicate the number of cases found in the data file. They cannot be interpreted as summary statistics of the population of interest.

ic_indiv_futreach_int3_2: Do you agree to have future research tests (such as other sexually transmitted i

Information	[Type= discrete] [Format=numeric] [Range= 1-98] [Missing=*]
Statistics [NW/ W]	[Valid=707 /-] [Invalid=2293 /-]

Value	Label	Cases	Percentage
1	Yes	707	100.0%
2	No	0	
93	Prefer not to answer	0	
97	N/A	0	
98	Don't know	0	
Sysmiss		2293	

Warning: these figures indicate the number of cases found in the data file. They cannot be interpreted as summary statistics of the population of interest.

ic_mature_stoptime: Informed consent for Mature Participant - Stop time

Information	[Type= discrete] [Format=character] [Missing=*]
Statistics [NW/ W]	[Valid=1483 /-]

ic_calc_adult_consent: Calculate Consent to Study - Adult

Information	[Type= discrete] [Format=character] [Missing=*]
Statistics [NW/ W]	[Valid=3000 /-] [Invalid=0 /-]

ic_calc_study_consent: Calculated Consented to Study

Information	[Type= discrete] [Format=character] [Missing=*]
Statistics [NW/ W]	[Valid=3000 /-] [Invalid=0 /-]

ic_calc_sti_sample: Calculated Consented to collecting samples for STI Testing

Information	[Type= discrete] [Format=character] [Missing=*]
Statistics [NW/ W]	[Valid=3000 /-] [Invalid=0 /-]

ic_calc_peernav_sup: Calculated Consented for Peer Navigator Support

Information	[Type= discrete] [Format=character] [Missing=*]
Statistics [NW/ W]	[Valid=3000 /-] [Invalid=0 /-]

File : AHRI.IsisekeloSempilo.IssueInvitationCard.2021.v2

project_id: REDCap Project Identifier

Information	[Type= discrete] [Format=numeric] [Range= 477-477] [Missing=*]
Statistics [NW/ W]	[Valid=3000 /-] [Invalid=0 /-]

event_id: REDCap Event Identifier

Information	[Type= discrete] [Format=numeric] [Range= 2442-2442] [Missing=*]
Statistics [NW/ W]	[Valid=3000 /-] [Invalid=0 /-]

IIntId: Individual ID

Information	[Type= continuous] [Format=numeric] [Range= 33-247677] [Missing=*]
Statistics [NW/ W]	[Valid=3000 /-] [Invalid=0 /-] [Mean=101957.494 /-] [StdDev=62006.943 /-]

ii_invit_card_issued: Was an invitation card issued?

Information	[Type= discrete] [Format=numeric] [Range= 1-98] [Missing=*]
Statistics [NW/ W]	[Valid=1749 /-] [Invalid=1251 /-]

Value	Label	Cases	Percentage
1	Yes	1741	99.5%
2	No	8	0.5%
93	Prefer not to answer	0	
97	N/A	0	
98	Don't know	0	
Sysmiss		1251	

Warning: these figures indicate the number of cases found in the data file. They cannot be interpreted as summary statistics of the population of interest.

ii_schedule_visit_date: Scheduled Clinic Visit Date

Information	[Type= discrete] [Format=character] [Missing=*]
Statistics [NW/ W]	[Valid=1741 /-]

File : AHRI.IsisekeloSempilo.ParentGuardianConsent.2021.v2

project_id: REDCap Project Identifier

Information	[Type= discrete] [Format=numeric] [Range= 477-477] [Missing=*]
Statistics [NW/ W]	[Valid=3000 /-] [Invalid=0 /-]

event_id: REDCap Event Identifier

Information	[Type= discrete] [Format=numeric] [Range= 2442-2442] [Missing=*]
Statistics [NW/ W]	[Valid=3000 /-] [Invalid=0 /-]

IIntId: Individual ID

Information	[Type= continuous] [Format=numeric] [Range= 33-247677] [Missing=*]
Statistics [NW/ W]	[Valid=3000 /-] [Invalid=0 /-] [Mean=101957.494 /-] [StdDev=62006.943 /-]

ic_caregiver_starttime: Informed Consent for Care Giver - Start Time

Information	[Type= discrete] [Format=character] [Missing=*]
Statistics [NW/ W]	[Valid=266 /-]

ic_caregv_age_verify: Has the volunteer's age been verified?

Information	[Type= discrete] [Format=numeric] [Range= 1-98] [Missing=*]
Statistics [NW/ W]	[Valid=266 /-] [Invalid=2734 /-]

Value	Label	Cases	Percentage
1	Yes	241	90.6%
2	No	25	9.4%
93	Prefer not to answer	0	
97	N/A	0	
98	Don't know	0	
Sysmiss		2734	

Warning: these figures indicate the number of cases found in the data file. They cannot be interpreted as summary statistics of the population of interest.

ic_caregv_verified_how: If yes, indicate below how the participant's age has been verified?

Information	[Type= discrete] [Format=numeric] [Range= 1-96] [Missing=*]
Statistics [NW/ W]	[Valid=241 /-] [Invalid=2759 /-]

Value	Label	Cases	Percentage
1	Birth Certificate	207	85.9%
2	ID	12	5.0%
96	Other, specify	22	9.1%
Sysmiss		2759	

Warning: these figures indicate the number of cases found in the data file. They cannot be interpreted as summary statistics of the population of interest.

ic_caregv_who_consent: Who has provided consent for this volunteer to participate in this study?

Information	[Type= discrete] [Format=numeric] [Range= 1-96] [Missing=*]
Statistics [NW/ W]	[Valid=240 /-] [Invalid=2760 /-]

Value	Label	Cases	Percentage
1	Parent	140	58.3%
2	Legal Guardian	84	35.0%
3	Care Provided	15	6.2%
96	Other, specify	1	0.4%
Sysmiss		2760	

File : AHRI.IsisekeloSempilo.ParentGuardianConsent.2021.v2

ic_caregv_who_consent: Who has provided consent for this volunteer to participate in this study?

Warning: these figures indicate the number of cases found in the data file. They cannot be interpreted as summary statistics of the population of interest.

ic_caregv_enough_info: Have you received enough information about the study?

Information [Type= discrete] [Format=numeric] [Range= 1-98] [Missing=*]

Statistics [NW/ W] [Valid=265 /-] [Invalid=2735 /-]

Value	Label	Cases	Percentage
1	Yes	265	100.0%
2	No	0	
93	Prefer not to answer	0	
97	N/A	0	
98	Don't know	0	
Sysmiss		2735	

Warning: these figures indicate the number of cases found in the data file. They cannot be interpreted as summary statistics of the population of interest.

ic_caregv_ask_questions: Have you been given an opportunity to ask questions about the study and been giv

Information [Type= discrete] [Format=numeric] [Range= 1-98] [Missing=*]

Statistics [NW/ W] [Valid=265 /-] [Invalid=2735 /-]

Value	Label	Cases	Percentage
1	Yes	265	100.0%
2	No	0	
93	Prefer not to answer	0	
97	N/A	0	
98	Don't know	0	
Sysmiss		2735	

Warning: these figures indicate the number of cases found in the data file. They cannot be interpreted as summary statistics of the population of interest.

ic_caregv_consent_study: Do you agree for your child/ward to take part in this study?

Information [Type= discrete] [Format=numeric] [Range= 1-98] [Missing=*]

Statistics [NW/ W] [Valid=265 /-] [Invalid=2735 /-]

Value	Label	Cases	Percentage
1	Yes	265	100.0%
2	No	0	
93	Prefer not to answer	0	
97	N/A	0	
98	Don't know	0	
Sysmiss		2735	

Warning: these figures indicate the number of cases found in the data file. They cannot be interpreted as summary statistics of the population of interest.

ic_caregv_consent_intv: Do you agree for your child/ward to be offered any interventions we have describ

Information [Type= discrete] [Format=numeric] [Range= 1-98] [Missing=*]

Statistics [NW/ W] [Valid=265 /-] [Invalid=2735 /-]

Value	Label	Cases	Percentage
1	Yes	265	100.0%
2	No	0	
93	Prefer not to answer	0	
97	N/A	0	

File : AHRI.IsisekeloSempilo.ParentGuardianConsent.2021.v2

ic_caregv_consent_intv: Do you agree for your child/ward to be offered any interventions we have describ

Value	Label	Cases	Percentage
98	Don't know	0	
Sysmiss		2735	

Warning: these figures indicate the number of cases found in the data file. They cannot be interpreted as summary statistics of the population of interest.

ic_caregv_consent_12mthfu: Do you agree for your child/ward to be followed up at 12 months?

Information	[Type= discrete] [Format=numeric] [Range= 1-98] [Missing=*]
Statistics [NW/ W]	[Valid=265 /-] [Invalid=2735 /-]

Value	Label	Cases	Percentage
1	Yes	265	100.0%
2	No	0	
93	Prefer not to answer	0	
97	N/A	0	
98	Don't know	0	
Sysmiss		2735	

Warning: these figures indicate the number of cases found in the data file. They cannot be interpreted as summary statistics of the population of interest.

ic_caregv_consent_specstor: Do you agree for your child/ward specimen to be stored?

Information	[Type= discrete] [Format=numeric] [Range= 1-98] [Missing=*]
Statistics [NW/ W]	[Valid=265 /-] [Invalid=2735 /-]

Value	Label	Cases	Percentage
1	Yes	264	99.6%
2	No	1	0.4%
93	Prefer not to answer	0	
97	N/A	0	
98	Don't know	0	
Sysmiss		2735	

Warning: these figures indicate the number of cases found in the data file. They cannot be interpreted as summary statistics of the population of interest.

ic_caregv_consent_fut_test: Do you agree to have future research tests (such as other sexually transmitted i

Information	[Type= discrete] [Format=numeric] [Range= 1-98] [Missing=*]
Statistics [NW/ W]	[Valid=264 /-] [Invalid=2736 /-]

Value	Label	Cases	Percentage
1	Yes	264	100.0%
2	No	0	
93	Prefer not to answer	0	
97	N/A	0	
98	Don't know	0	
Sysmiss		2736	

Warning: these figures indicate the number of cases found in the data file. They cannot be interpreted as summary statistics of the population of interest.

ic_caregv_ref_witness: Tick box if participant is not literate and refuses to have witness present:

Information	[Type= discrete] [Format=numeric] [Range= 1-98] [Missing=*]
Statistics [NW/ W]	[Valid=30 /-] [Invalid=2970 /-]

Value	Label	Cases	Percentage
1	Yes	9	30.0%

File : AHRI.IsisekeloSempilo.ParentGuardianConsent.2021.v2

ic_caregv_ref_witness: Tick box if participant is not literate and refuses to have witness present:

Value	Label	Cases	Percentage
2	No	21	<div><div></div></div> 70.0%
93	Prefer not to answer	0	
97	N/A	0	
98	Don't know	0	
Sysmiss		2970	

Warning: these figures indicate the number of cases found in the data file. They cannot be interpreted as summary statistics of the population of interest.

ic_caregv_consent_repheal: Sexual reproductive health testing and treatment

Information	[Type= discrete] [Format=numeric] [Range= 1-98] [Missing=*]
Statistics [NW/ W]	[Valid=265 /-] [Invalid=2735 /-]

Value	Label	Cases	Percentage
1	Yes	258	<div><div></div></div> 97.4%
2	No	7	<div><div></div></div> 2.6%
93	Prefer not to answer	0	
97	N/A	0	
98	Don't know	0	
Sysmiss		2735	

Warning: these figures indicate the number of cases found in the data file. They cannot be interpreted as summary statistics of the population of interest.

ic_caregv_consent_sexheal: Sexual health (including family planning and condoms)

Information	[Type= discrete] [Format=numeric] [Range= 1-98] [Missing=*]
Statistics [NW/ W]	[Valid=265 /-] [Invalid=2735 /-]

Value	Label	Cases	Percentage
1	Yes	242	<div><div></div></div> 91.3%
2	No	23	<div><div></div></div> 8.7%
93	Prefer not to answer	0	
97	N/A	0	
98	Don't know	0	
Sysmiss		2735	

Warning: these figures indicate the number of cases found in the data file. They cannot be interpreted as summary statistics of the population of interest.

ic_caregv_consent_hivtest: HIV testing

Information	[Type= discrete] [Format=numeric] [Range= 1-98] [Missing=*]
Statistics [NW/ W]	[Valid=265 /-] [Invalid=2735 /-]

Value	Label	Cases	Percentage
1	Yes	253	<div><div></div></div> 95.5%
2	No	12	<div><div></div></div> 4.5%
93	Prefer not to answer	0	
97	N/A	0	
98	Don't know	0	
Sysmiss		2735	

Warning: these figures indicate the number of cases found in the data file. They cannot be interpreted as summary statistics of the population of interest.

ic_caregv_consent_hivtreat: HIV treatment (ART) if they are positive

Information	[Type= discrete] [Format=numeric] [Range= 1-98] [Missing=*]
-------------	---

File : AHRI.IsisekeloSempilo.ParentGuardianConsent.2021.v2

ic_caregv_consent_hivtreat: HIV treatment (ART) if they are positive

Statistics [NW/ W] [Valid=265 /-] [Invalid=2735 /-]

Value	Label	Cases	Percentage
1	Yes	239	90.2%
2	No	26	9.8%
93	Prefer not to answer	0	
97	N/A	0	
98	Don't know	0	
Sysmiss		2735	

Warning: these figures indicate the number of cases found in the data file. They cannot be interpreted as summary statistics of the population of interest.

ic_caregv_consent_prep: PrEP if they are eligible

Information [Type= discrete] [Format=numeric] [Range= 1-98] [Missing=*]

Statistics [NW/ W] [Valid=265 /-] [Invalid=2735 /-]

Value	Label	Cases	Percentage
1	Yes	235	88.7%
2	No	30	11.3%
93	Prefer not to answer	0	
97	N/A	0	
98	Don't know	0	
Sysmiss		2735	

Warning: these figures indicate the number of cases found in the data file. They cannot be interpreted as summary statistics of the population of interest.

ic_caregv_consent_othtreat: Other medical treatment

Information [Type= discrete] [Format=numeric] [Range= 1-98] [Missing=*]

Statistics [NW/ W] [Valid=265 /-] [Invalid=2735 /-]

Value	Label	Cases	Percentage
1	Yes	265	100.0%
2	No	0	
93	Prefer not to answer	0	
97	N/A	0	
98	Don't know	0	
Sysmiss		2735	

Warning: these figures indicate the number of cases found in the data file. They cannot be interpreted as summary statistics of the population of interest.

ic_caregiver_stoptime: Informed Consent for Care Giver - Stop Time

Information [Type= discrete] [Format=character] [Missing=*]

Statistics [NW/ W] [Valid=266 /-]

ic_calc_caregv_consent: Calculate Caregiver Consent to Participate in the Study

Information [Type= discrete] [Format=character] [Missing=*]

Statistics [NW/ W] [Valid=3000 /-] [Invalid=0 /-]

File : AHRI.IsisekeloSempilo.PersonalInformation.2021.v2

project_id: REDCap Project Identifier

Information	[Type= discrete] [Format=numeric] [Range= 477-477] [Missing=*]
-------------	--

Statistics [NW/ W]	[Valid=3000 /-] [Invalid=0 /-]
--------------------	--------------------------------

event_id: REDCap Event Identifier

Information	[Type= discrete] [Format=numeric] [Range= 2442-2442] [Missing=*]
-------------	--

Statistics [NW/ W]	[Valid=3000 /-] [Invalid=0 /-]
--------------------	--------------------------------

HIntId: Individual ID

Information	[Type= continuous] [Format=numeric] [Range= 33-247677] [Missing=*]
-------------	--

Statistics [NW/ W]	[Valid=3000 /-] [Invalid=0 /-] [Mean=101957.494 /-] [StdDev=62006.943 /-]
--------------------	---

BSIntId: BSID

Information	[Type= continuous] [Format=numeric] [Range= 21-92261] [Missing=*]
-------------	---

Statistics [NW/ W]	[Valid=3000 /-] [Invalid=0 /-] [Mean=13304.395 /-] [StdDev=18312.546 /-]
--------------------	--

urban_or_rural: Is BSID location categorised as urban or rural?

Information	[Type= discrete] [Format=character] [Missing=*]
-------------	---

Statistics [NW/ W]	[Valid=3000 /-] [Invalid=0 /-]
--------------------	--------------------------------

HHIntId: HHID

Information	[Type= continuous] [Format=numeric] [Range= 11-43621] [Missing=*]
-------------	---

Statistics [NW/ W]	[Valid=3000 /-] [Invalid=0 /-] [Mean=15471.323 /-] [StdDev=12613.425 /-]
--------------------	--

isigodi: Isigodi Name

Information	[Type= discrete] [Format=character] [Missing=*]
-------------	---

Statistics [NW/ W]	[Valid=3000 /-] [Invalid=0 /-]
--------------------	--------------------------------

municname: Municipality Name

Information	[Type= discrete] [Format=character] [Missing=*]
-------------	---

Statistics [NW/ W]	[Valid=3000 /-] [Invalid=0 /-]
--------------------	--------------------------------

wardno: Ward Number

Information	[Type= discrete] [Format=numeric] [Range= 1-8] [Missing=*]
-------------	--

Statistics [NW/ W]	[Valid=3000 /-] [Invalid=0 /-]
--------------------	--------------------------------

pd_dob: Date Of Birth

Information	[Type= discrete] [Format=character] [Missing=*]
-------------	---

Statistics [NW/ W]	[Valid=3000 /-]
--------------------	-----------------

pd_age: Age

Information	[Type= discrete] [Format=character] [Missing=*]
-------------	---

Statistics [NW/ W]	[Valid=1759 /-] [Invalid=0 /-]
--------------------	--------------------------------

pd_sex: Sex

Information	[Type= discrete] [Format=numeric] [Range= 1-2] [Missing=*]
-------------	--

Statistics [NW/ W]	[Valid=3000 /-] [Invalid=0 /-]
--------------------	--------------------------------

Value	Label	Cases	Percentage
1	Male	1499	50.0%

File : AHRI.IsisekeloSempilo.PersonalInformation.2021.v2

pd_sex: Sex

Value	Label	Cases	Percentage
2	Female	1501	50.0%

Warning: these figures indicate the number of cases found in the data file. They cannot be interpreted as summary statistics of the population of interest.

File : AHRI.IsisekeloSempilo.STISampleCollection.2021.v2

project_id: REDCap Project Identifier

Information	[Type= discrete] [Format=numeric] [Range= 477-477] [Missing=*]
Statistics [NW/ W]	[Valid=3000 /-] [Invalid=0 /-]

event_id: REDCap Event Identifier

Information	[Type= discrete] [Format=numeric] [Range= 2442-2442] [Missing=*]
Statistics [NW/ W]	[Valid=3000 /-] [Invalid=0 /-]

IIntId: Individual ID

Information	[Type= continuous] [Format=numeric] [Range= 33-247677] [Missing=*]
Statistics [NW/ W]	[Valid=3000 /-] [Invalid=0 /-] [Mean=101957.494 /-] [StdDev=62006.943 /-]

sp_sti_sample_collect: Was a sample collected for STI Testing?

Information	[Type= discrete] [Format=numeric] [Range= 1-98] [Missing=*]
Statistics [NW/ W]	[Valid=826 /-] [Invalid=2174 /-]

Value	Label	Cases	Percentage
1	Yes	816	98.8%
2	No	10	1.2%
93	Prefer not to answer	0	
97	N/A	0	
98	Don't know	0	
Sysmiss		2174	

Warning: these figures indicate the number of cases found in the data file. They cannot be interpreted as summary statistics of the population of interest.

sp_sti_specimen_dt: Specimen Collection Date

Information	[Type= discrete] [Format=character] [Missing=*]
Statistics [NW/ W]	[Valid=805 /-]

sp_sti_reas_not_collect: What is the reason why the person is not willing to provide a sample?

Information	[Type= discrete] [Format=numeric] [Range= 1-96] [Missing=*]
Statistics [NW/ W]	[Valid=10 /-] [Invalid=2990 /-]

Value	Label	Cases	Percentage
1	Not interested anymore	1	10.0%
2	Will provide sample at the Clinic	9	90.0%
3	Reschedule collection for a next visit	0	
96	Other, specify	0	
Sysmiss		2990	

Warning: these figures indicate the number of cases found in the data file. They cannot be interpreted as summary statistics of the population of interest.

sp_sti_female_samp_type: What type of sample was collected for the female participant?

Information	[Type= discrete] [Format=numeric] [Range= 1-2] [Missing=*]
Statistics [NW/ W]	[Valid=427 /-] [Invalid=2573 /-]

Value	Label	Cases	Percentage
1	Vaginal Swabs	311	72.8%
2	Urine	116	27.2%
Sysmiss		2573	

Warning: these figures indicate the number of cases found in the data file. They cannot be interpreted as summary statistics of the population of interest.

File : AHRI.IsisekeloSempilo.STISampleCollection.2021.v2

sp_urine_specimen_id: Scan the Specimen ID of Urine Sample

Information	[Type= discrete] [Format=character] [Missing=*]
Statistics [NW/ W]	[Valid=505 /-] [Invalid=0 /-]

sp_swab_1_specimen_id: Scan the 1st Specimen ID of Vaginal Swab

Information	[Type= discrete] [Format=character] [Missing=*]
Statistics [NW/ W]	[Valid=311 /-] [Invalid=0 /-]

sp_swab_2_specimen_id: Scan the 2nd Specimen ID of Vaginal Swab

Information	[Type= discrete] [Format=character] [Missing=*]
Statistics [NW/ W]	[Valid=311 /-] [Invalid=0 /-]

sp_swab_3_specimen_id: Scan the 3rd Specimen ID of Vaginal Swab

Information	[Type= discrete] [Format=character] [Missing=*]
Statistics [NW/ W]	[Valid=311 /-] [Invalid=0 /-]

sp_swab_4_specimen_id: Scan the 4th Specimen ID of Vaginal Swab

Information	[Type= discrete] [Format=character] [Missing=*]
Statistics [NW/ W]	[Valid=309 /-] [Invalid=0 /-]

sp_specimen_status: Specimen batch status

Information	[Type= discrete] [Format=character] [Missing=*]
Statistics [NW/ W]	[Valid=1 /-] [Invalid=0 /-]

sp_sti_result_ct: STI Test Result - Chlamydia trachomatis

Information	[Type= discrete] [Format=character] [Missing=*]
Statistics [NW/ W]	[Valid=809 /-] [Invalid=0 /-]

sp_sti_result_ng: STI Test Result - Neisseria gonorrhoeae

Information	[Type= discrete] [Format=character] [Missing=*]
Statistics [NW/ W]	[Valid=809 /-] [Invalid=0 /-]

sp_sti_result_tv: STI Test Result - Trichomonas vaginalis

Information	[Type= discrete] [Format=character] [Missing=*]
Statistics [NW/ W]	[Valid=809 /-] [Invalid=0 /-]

File : AHRI.IsisekeloSempilo.STIResults.2022.v2

project_id: REDCap Project Identifier

Information	[Type= discrete] [Format=numeric] [Range= 477-492] [Missing=*]
-------------	--

Statistics [NW/ W]	[Valid=1760 /-] [Invalid=0 /-]
--------------------	--------------------------------

Value	Label	Cases	Percentage
477		815	46.3%
492		945	53.7%

Warning: these figures indicate the number of cases found in the data file. They cannot be interpreted as summary statistics of the population of interest.

event_id: REDCap Event Identifier

Information	[Type= continuous] [Format=numeric] [Range= 2277-2442] [Missing=*]
-------------	--

Statistics [NW/ W]	[Valid=1760 /-] [Invalid=0 /-] [Mean=2353.406 /-] [StdDev=82.298 /-]
--------------------	--

IIntId: Individual ID

Information	[Type= continuous] [Format=numeric] [Range= 33-247317] [Missing=*]
-------------	--

Statistics [NW/ W]	[Valid=1760 /-] [Invalid=0 /-] [Mean=98806.792 /-] [StdDev=56467.032 /-]
--------------------	--

HHIntId: HHID

Information	[Type= continuous] [Format=numeric] [Range= 11-46102] [Missing=*]
-------------	---

Statistics [NW/ W]	[Valid=1760 /-] [Invalid=0 /-] [Mean=14952.614 /-] [StdDev=12782.517 /-]
--------------------	--

BSIntId: BSID

Information	[Type= continuous] [Format=numeric] [Range= 37-92194] [Missing=*]
-------------	---

Statistics [NW/ W]	[Valid=1760 /-] [Invalid=0 /-] [Mean=13117.578 /-] [StdDev=18126.572 /-]
--------------------	--

pd_sex: Sex

Information	[Type= discrete] [Format=numeric] [Range= 1-2] [Missing=*]
-------------	--

Statistics [NW/ W]	[Valid=1760 /-] [Invalid=0 /-]
--------------------	--------------------------------

Value	Label	Cases	Percentage
1	Male	828	47.0%
2	Female	932	53.0%

Warning: these figures indicate the number of cases found in the data file. They cannot be interpreted as summary statistics of the population of interest.

pd_age: Age

Information	[Type= discrete] [Format=character] [Missing=*]
-------------	---

Statistics [NW/ W]	[Valid=1759 /-]
--------------------	-----------------

sp_sti_specimen_dt: Specimen Collection Date

Information	[Type= discrete] [Format=character] [Missing=*]
-------------	---

Statistics [NW/ W]	[Valid=1752 /-]
--------------------	-----------------

sp_sti_result_ct: STI Test Result - Chlamydia trachomatis

Information	[Type= discrete] [Format=character] [Missing=*]
-------------	---

Statistics [NW/ W]	[Valid=1760 /-]
--------------------	-----------------

sp_sti_result_ng: STI Test Result - Neisseria gonorrhoeae

Information	[Type= discrete] [Format=character] [Missing=*]
-------------	---

Statistics [NW/ W]	[Valid=1760 /-]
--------------------	-----------------

File : AHRI.IsisekeloSempilo.STIResults.2022.v2	
# sp_sti_result_tv: STI Test Result - Trichomonas vaginalis	
Information	[Type= discrete] [Format=character] [Missing=*]
Statistics [NW/ W]	[Valid=1760 /-]
# DispencedDate: Date first STI Medication was dispensed	
Information	[Type= discrete] [Format=character] [Missing=*]
Statistics [NW/ W]	[Valid=470 /-]