

South Africa

**Dr Stephanie Redinger, University of Witwatersrand
Prof Tamsen Rochat, Manchester Metropolitan University**

AHRI.Caring for the Caregiver,Brazil:2021

Study Documentation

March 4, 2024

Metadata Production

Metadata Producer(s)	Africa Health Research Institute (AHRI)
Identification	DDI.AHRI.CFC.Brazil.Dataset.2024

Table of Contents

Overview.....	4
Scope & Coverage.....	4
Producers & Sponsors.....	4
Sampling.....	5
Data Collection.....	5
Accessibility.....	5
Files Description.....	6
AHRI.CFC.Brazil.Visit1.Dataset.2024.....	6
AHRI.CFC.Brazil.Visit2.Dataset.2024.....	6
AHRI.CFC.Brazil.Visit3.Dataset.2024.....	6
Variables List.....	7
AHRI.CFC.Brazil.Visit1.Dataset.2024.....	7
AHRI.CFC.Brazil.Visit2.Dataset.2024.....	9
AHRI.CFC.Brazil.Visit3.Dataset.2024.....	16
Variables Description.....	28
AHRI.CFC.Brazil.Visit1.Dataset.2024.....	29
AHRI.CFC.Brazil.Visit2.Dataset.2024.....	43
AHRI.CFC.Brazil.Visit3.Dataset.2024.....	71

AHRI.Caring for the Caregiver,Brazil:2021

Overview	
Identification	AHRI.CFC.Brazil.Dataset.2024
Version	v1.0.0
<p>Abstract</p> <p>In a quasi-experimental pre-post intervention evaluation design, Brazil collected caregiver data as a part of a larger global validation study on the effects of a mental health promotion intervention called Caring for the Caregiver. Caring for the caregiver is a frontline worker-delivered integrated mental health promotion intervention where FLWs are exposed to essential skills training and/or toolkit activities. The validation study aimed to determine whether this exposure improved caregiver self-efficacy and social support and reduced depression, anxiety, and parenting stress in six countries. Data on the caregiver's perception of the intervention was also collected.</p> <p>Variables:</p> <p>(Age, Marital status, Education, Employment, Asset score, Food security, Child gender, Stressors, Partner relationship)</p> <p>(Pre and post scores on Depression (PHQ-9). Anxiety (GAD-7), Parenting stress (PSI-36), Self-efficacy (GSE), Social support (MPSS))</p>	
Kind of Data	Quasi-experimental pre-post data from self-report questionnaires and standardised psychological measures
Unit of Analysis	Each study participant had to complete multiple time points: a baseline, a visit 1 (collected at the same time) and a visit 2 assessment (collected 5 months after the implementation of CFC had started).

Scope & Coverage	
Keywords	Mental health promotion, stress, caregivers, intervention, frontline worker
Topics	Mental health, Depression, Anxiety, Stress, Psychological
Time Period(s)	2021
Countries	South Africa
<p>Geographic Coverage</p> <p>Brazil</p>	
<p>Universe</p> <p>Caregivers of children aged 0-24 months who were participating in the support of child development through the PADIN programme in Brazil.</p>	

Producers & Sponsors	
Primary Investigator(s)	Dr Stephanie Redinger, University of Witwatersrand Prof Tamsen Rochat, Manchester Metropolitan University
Other Producer(s)	Africa Health Research Institute (AHRI)
Funding Agency/ies	UNICEF (UNICEF) , Data collection funds – Caring for the Caregiver
Other Acknowledgment(s)	Mpukunyoni community for their participation in the Population Intervention Programme

Sampling

Sampling Procedure

A purposive sample of caregivers were chosen based on the caregivers participating in the PADIN programme with children between the ages of 0-24 months and who were being visited by FLWs trained in CFC.

Target sample size: 200

Data Collection

Data Collection Dates	start 2021-07-17 end 2021-12-18
------------------------------	------------------------------------

Accessibility

Access Conditions

Access to the data requires accurate completion of the online data access application form accessible on the AHRI Data repository(<<https://data.ahri.org/>>). Data users are required to abide by the data use conditions stipulated on the application for access to the data. Failure to do so may result in their data access privileges being revoked by the Data Custodian. In order to recognise the effort and intellectual contributions of AHRI investigators in producing and curating the data, users of AHRI data must acknowledge the source of the data and abide by the terms and conditions under which the data is accessed and must cite the dataset in publication using the citation provided as part of this documentation. All analytical datasets published on the AHRI Data Repository are assigned digital object identifier (DOIs) and the DOIs can be found on the Data Repository under Study Description tab - Access policy. AHRI data users are required to always cite the dataset using the relevant DOI.

Citation Requirements

Redinger, S., & Rochat, T. (2024). AHRI.Caring for the Caregiver,Brazil:2021 [Data set]. Africa Health Research Institute. DOI:<https://doi.org/10.23664/AHRI.CFC.BRAZIL.DATASET.2024>

Files Description

Dataset contains 3 file(s)

AHRI.CFC.Brazil.Visit1.Dataset.2024	
# Cases	236
# Variable(s)	61

AHRI.CFC.Brazil.Visit2.Dataset.2024	
# Cases	240
# Variable(s)	112

AHRI.CFC.Brazil.Visit3.Dataset.2024	
# Cases	194
# Variable(s)	184

Variables List

Dataset contains 357 variable(s)

File AHRI.CFC.Brazil.Visit1.Dataset.2024							
#	Name	Label	Type	Format	Valid	Invalid	Question
1	pid	Personal identifier	continuous	numeric-12.0	236	0	-
2	visit	Visit	discrete	character-13	236	0	-
3	relation ..	Please indicate whether you are:/Por favor, indique se vocÃa Ã	discrete	numeric-12.0	236	0	-
4	cg_dob	Caregiver's date of birth Data de nascimento do/a cuidador/a	discrete	character-11	236	-	-
5	cg_gender	Gender /GÃner	discrete	numeric-12.0	236	0	-
6	national ..	Nationality /Nacionalidade	discrete	numeric-12.0	236	0	-
7	ci_atten ..	How many years did you attend school? Por quantos anos vocÃa frequentou a escola	continuous	numeric-12.0	236	0	-
8	tert_lvl ..	Do you have any tertiary level training?/ EstÃ empregado/a atualmente? VocÃa tem	discrete	numeric-12.0	236	0	-
9	curr_emp ..	Are you currently employed? / EstÃ empregado/a atualmente	discrete	numeric-12.0	236	0	-
10	part_ful ..	Is the employment part-time or full time?/VocÃa trabalha em perÃodo integral ou	discrete	numeric-12.0	24	212	-
11	relation ..	What is your current relationship status? (child refers to the CFC index child) /	discrete	numeric-12.0	236	0	-
12	father_a ..	Is the child's father still alive?/O pai da crianÃa estÃ vivo	discrete	numeric-12.0	236	0	-
13	father_s ..	Is he currently living in the same household as the child?/ Ele estÃ vivendo no m	discrete	numeric-12.0	235	1	-
14	visit_ch ..	If no, does he visit the child regularly? /Caso contrÃrio, ele visita a crianÃa	discrete	numeric-12.0	72	164	-
15	father_f ..	Does he provide for the child financially?/Ele provÃa financeiramente para a cria	discrete	numeric-12.0	235	1	-
16	child_ge ..	Child's gender /GÃnero da crianÃa	discrete	numeric-12.0	236	0	-
17	child_di ..	Does the child have a difficulty or disability/A crianÃa possui alguma alteraÃÃ	discrete	numeric-12.0	236	0	-

File AHRI.CFC.Brazil.Visit1.Dataset.2024							
#	Name	Label	Type	Format	Valid	Invalid	Question
18	se_main ..	Who is the main provider of income for the household? / Quem Ã© o/a principal gera	discrete	numeric-12.0	236	0	-
19	income_e ..	Regular employment/ Emprego regular	discrete	numeric-12.0	236	0	-
20	income_e ..	Irregular employment/ Emprego irregular	discrete	numeric-12.0	236	0	-
21	income_e ..	Home employment/Trabalha em casa	discrete	numeric-12.0	236	0	-
22	income_f ..	Farming/Agricultor	discrete	numeric-12.0	236	0	-
23	income_g ..	State pension/ grant /PensÃ£o/subsÃdio do Esta	discrete	numeric-12.0	236	0	-
24	income_o ..	Other/Outro	discrete	numeric-12.0	236	0	-
25	income_d ..	Don't know/NÃ£o sab	discrete	numeric-12.0	236	0	-
26	income_r ..	Refused to answer/Prefere nÃ£o responde	discrete	numeric-12.0	236	0	-
27	se_class ..	How would this household classify its financial situation these days?/Como este n	discrete	numeric-12.0	236	0	-
28	se_no_fo ..	Have there been days in the past 4 weeks where there has not been enough food ava	discrete	numeric-12.0	236	0	-
29	se_no_fo ..	If yes, does this happen every week?/Em caso afirmativo, isso acontece toda a sem	discrete	numeric-12.0	80	156	-
30	se_no_fo ..	Have there been days in the past 4 weeks where there has not been enough food ava	discrete	numeric-12.0	236	0	-
31	se_no_fo ..	If yes, does this happen every week?/Em caso afirmativo, isso acontece toda a sem	discrete	numeric-12.0	48	188	-
32	se_home ..	Home telephone/Telefone fixo	discrete	numeric-12.0	236	0	-
33	se_elec ..	Electric stove with oven / FogÃ£o elÃ©trico com for	discrete	numeric-12.0	236	0	-
34	se_telev ..	Television /TelevisÃ£o	discrete	numeric-12.0	235	1	-
35	se_lorry	Lorry or tractor /CaminhÃ£o ou trato	discrete	numeric-12.0	235	1	-
36	se_car_b ..	Car battery for electricity/ Bateria de automÃ³veis para eletricidad	discrete	numeric-12.0	235	1	-
37	se_cattle	Cattle/Gado	discrete	numeric-12.0	235	1	-
38	se_cell ..	Cell phone /Celular	discrete	numeric-12.0	235	1	-
39	se_video ..	Video recorder/ DVD player/ DVD	discrete	numeric-12.0	235	1	-
40	se_vehicle	Vehicle (motorbike, scooter or car)/VeÃculo (moto, lambreta ou automÃ³ve	discrete	numeric-12.0	235	1	-
41	se_bed	Bed/Cama	discrete	numeric-12.0	235	1	-

File AHRI.CFC.Brazil.Visit1.Dataset.2024							
#	Name	Label	Type	Format	Valid	Invalid	Question
42	se_wheel..	Wheelbarrow /Carrinho de mÃ£	discrete	numeric-12.0	235	1	-
43	se_lives..	Livestock (chicken, etc.) / Animais para pecuÃ¡ria (galinhas, etc.	discrete	numeric-12.0	235	1	-
44	se_fridge	Fridge or freezer /Geladeira ou freezer	discrete	numeric-12.0	235	1	-
45	se_radio	Radio/ stereo/RÃ¡di	discrete	numeric-12.0	235	1	-
46	se_table..	Table and chairs/Mesa e cadeiras	discrete	numeric-12.0	235	1	-
47	se_hoe	Hoe, spade or garden fork/ Enxada, pÃ¡ ou garfo de jardim	discrete	numeric-12.0	235	1	-
48	se_satel..	Satellite TV /TV	discrete	numeric-12.0	235	1	-
49	se_sewin..	Sewing machine /MÃ¡quina de costur	discrete	numeric-12.0	235	1	-
50	se_bicycle	Bicycle /Bicicleta	discrete	numeric-12.0	235	1	-
51	se_sofa	Sofa or sofa set /SofÃ¡ ou jogo de sofÃ	discrete	numeric-12.0	235	1	-
52	se_washi..	Washing machine/MÃ¡quina de lava	discrete	numeric-12.0	235	1	-
53	se_micro..	Microwave/Microondas	discrete	numeric-12.0	235	1	-
54	se_compu..	Computer or laptop / Computador ou notebook	discrete	numeric-12.0	235	1	-
55	se_care..	Is there anyone other than you who cares for your child on a regular basis?/AlguÃ	discrete	numeric-12.0	236	0	-
56	se_care..	Who is this person? /Quem?	discrete	numeric-12.0	104	132	-
57	se_care..	How old is this person? /Qual a idade dessa pessoa?	discrete	numeric-12.0	104	132	-
58	se_num_a..	How many adults (i.e. >18 years) are there in this household? Quantos adultos (>	continuous	numeric-12.0	236	0	-
59	se_num_c..	How many children (i.e. 0 to 18 years) are there in this household? Quantas crian	discrete	numeric-12.0	236	0	-
60	se_is_ho..	Are there other households in this homestead? /HÃ¡ outras casas na propriedade	discrete	numeric-12.0	236	0	-
61	se_num_h..	If yes, how many? Em caso afirmativo, quantas?	continuous	numeric-12.0	93	143	-

File AHRI.CFC.Brazil.Visit2.Dataset.2024							
#	Name	Label	Type	Format	Valid	Invalid	Question
1	pid	Personal identifier	continuous	numeric-12.0	240	0	-
2	visit	Visit	discrete	character-13	240	0	-
3	gfdate	Date	discrete	character-11	238	-	-

File AHRI.CFC.Brazil.Visit2.Dataset.2024

#	Name	Label	Type	Format	Valid	Invalid	Question
4	gfhealth ..	During the past 4 weeks, how much of the time has your physical health or emotion	discrete	numeric-12.0	238	2	-
5	sp1_frie ..	In general, do you have difficulty making and keeping friends?/VocÃª tem dificuld	discrete	numeric-12.0	238	2	-
6	sp2_loner	Would you normally describe yourself as a loner?/VocÃª se descreveria como solitÃ	discrete	numeric-12.0	238	2	-
7	sp3_trust	In general, do you trust other people? /Em geral, vocÃª diria que confia nas outr	discrete	numeric-12.0	238	2	-
8	sp4_temper	Do you normally lose your temper easily?/VocÃª costuma perder a calma facilmente?	discrete	numeric-12.0	238	2	-
9	sp5_impulsive ..	Are you normally an impulsive sort of person? / VocÃª Ã© uma pessoa impulsiva norm	discrete	numeric-12.0	238	2	-
10	sp6_worrier ..	Are you normally a worrier?/ Geralmente vocÃª fica muito preocupado/a com as situa	discrete	numeric-12.0	238	2	-
11	sp7_depend	In general, do you depend on others a lot? /Em geral, vocÃª depende muito de outr	discrete	numeric-12.0	238	2	-
12	sp8_perfectionist ..	In general, are you a perfectionist? /VocÃª se considera perfeccionista em geral	discrete	numeric-12.0	238	2	-
13	phq1_interest ..	Little interest or pleasure in doing things / Sentiu pouco interesse ou pouco pra	discrete	numeric-12.0	238	2	-
14	phq2_depressed ..	Feeling down, depressed or hopeless / Se sentiu para baixo, deprimido/a ou sem pe	discrete	numeric-12.0	238	2	-
15	phq3_sleep	Trouble falling or staying asleep or sleeping too much/ Teve dificuldade para pega	discrete	numeric-12.0	238	2	-
16	phq4_fatigue ..	Feeling tired or having little energy /Se sentiu cansado/a ou com pouca energia	discrete	numeric-12.0	238	2	-
17	phq5_appetite ..	Poor appetite or overeating / Teve falta de appetite ou comeu demais	discrete	numeric-12.0	238	2	-
18	phq6_failure ..	Feeling bad about yourself or that you are a failure or have let yourself or your	discrete	numeric-12.0	236	4	-
19	phq7_concentration ..	Trouble concentrating on things, such as reading the newspaper or watching televi	discrete	numeric-12.0	236	4	-
20	phq8_slowly ..	Moving or speaking so slowly that other people	discrete	numeric-12.0	236	4	-

File AHRI.CFC.Brazil.Visit2.Dataset.2024

#	Name	Label	Type	Format	Valid	Invalid	Question
		could have noticed. Or the opposit					
21	phq9_sui..	Thoughts that you would be better off dead or of hurting yourself in some way / Q	discrete	numeric-12.0	236	4	-
22	phq_total	Total Score	continuous	numeric-12.0	236	4	-
23	phq_diff..	If the participant has scored more than 0 on any question so far, ask how difficu	discrete	numeric-12.0	214	26	-
24	phq_help	Would you like help with this? /VocÃª gostaria de receber ajuda para esses proble	discrete	numeric-12.0	40	200	-
25	gad1_anx..	Feeling nervous, anxious or on edge/Sentiu-se nervoso/a, ansioso/a ou muito tenso	discrete	numeric-12.0	238	2	-
26	gad2_wor..	Not being able to stop or control worrying /NÃ£o foi capaz de impedir ou de contr	discrete	numeric-12.0	238	2	-
27	gad3_wor..	Worrying too much about different things/Preocupou-se muito com diversas coisas	discrete	numeric-12.0	238	2	-
28	gad4_rel..	Trouble relaxing /Teve dificuldade para relaxar	discrete	numeric-12.0	238	2	-
29	gad5_res..	Being so restless that it is hard to sit still /Ficou tÃ£o agitado/a que teve dif	discrete	numeric-12.0	238	2	-
30	gad6_ann..	Becoming easily annoyed or irritable /Ficou facilmente aborrecido/a ou irritado/a	discrete	numeric-12.0	238	2	-
31	gad7_afr..	Feeling afraid as if something awful might happen /Sentiu medo, como se algo horr	discrete	numeric-12.0	238	2	-
32	gad_summed	Total Score	continuous	numeric-12.0	238	2	-
33	gad_diff..	If the participant has scored more than 0 on any question so far, ask how difficu	discrete	numeric-12.0	204	36	-
34	gse1_pro..	I can always manage to solve difficult problems if I try hard enough. /Se estou c	discrete	numeric-12.0	238	2	-
35	gse2_res..	Thanks to my resourcefulness, I know how to handle unforeseen situations./Mesmo q	discrete	numeric-12.0	238	2	-
36	gse3_opp..	If someone opposes me, I can find the means and ways to get what I want./ Ã% fÃ¼c	discrete	numeric-12.0	238	2	-
37	gse4_goa..	It is easy for me to stick to my aims and accomplish my goals. /Tenho confianÃ§a	discrete	numeric-12.0	238	2	-
38	gse5_une..	I am confident that I could deal efficiently with unexpected events./ GraÃ§as a m	discrete	numeric-12.0	238	2	-

File AHRI.CFC.Brazil.Visit2.Dataset.2024

#	Name	Label	Type	Format	Valid	Invalid	Question
39	gse6_eff..	I can solve most problems if I invest the necessary effort. / Posso resolver a mai	discrete	numeric-12.0	238	2	-
40	gse7_calm	I can remain calm when facing difficulties because I can rely on my coping abilit	discrete	numeric-12.0	238	2	-
41	gse8_sol..	When I am confronted with a problem, I can usually find several solutions./ Quand	discrete	numeric-12.0	238	2	-
42	gse9_think	If I am in trouble, I can usually think of a solution./ Caso eu esteja em apuros,	discrete	numeric-12.0	238	2	-
43	gse10_ha..	I can usually handle whatever comes my way./Costumo conseguir lidar com qualquer	discrete	numeric-12.0	238	2	-
44	gse_happy	On a scale from 1 to 5, with 1 being very unhappy and 5 being very happy, how wou	discrete	numeric-12.0	238	2	-
45	pdate	Date	discrete	character-11	238	-	-
46	psi1_han..	I often have a feeling that I cannot handle things very well./ 1. Tenho a sensaÃ§	discrete	numeric-12.0	238	2	-
47	psi2_chi..	I find myself giving up more of my life to meet my child's needs than I ever expe	discrete	numeric-12.0	238	2	-
48	psi3_res..	I feel trapped by my responsibilities as a parent/ 3. Me sinto preso/a pelas minh	discrete	numeric-12.0	238	2	-
49	psi4_new..	Since having this child, I have been unable to do new and different things / 4. D	discrete	numeric-12.0	238	2	-
50	psi5_nev..	Since having this child, I feel that I am almost never able to do things that I l	discrete	numeric-12.0	238	2	-
51	psi6_unh..	I am unhappy with the last purchase of clothing I made for myself/ 6. NÃ£o fiquei	discrete	numeric-12.0	238	2	-
52	psi7_bot..	There are quite a few things that bother me about my life/ HÃ¡ muitas coisas que m	discrete	numeric-12.0	238	2	-
53	psi8_rel..	Having a child has caused more problems than I expected in my relationship with m	discrete	numeric-12.0	236	4	-
54	psi9_fee..	I feel alone and without friends/ 9. Me sinto sÃ³ e sem amigo	discrete	numeric-12.0	238	2	-
55	psi10_pa..	When I go to a party, I usually expect not to enjoy myself / 10. Raramente me div	discrete	numeric-12.0	236	4	-
56	psi11_pe..	I am not as interested in people as I used to be /NÃ£o tenho tanto interesse nas	discrete	numeric-12.0	236	4	-

File AHRI.CFC.Brazil.Visit2.Dataset.2024

#	Name	Label	Type	Format	Valid	Invalid	Question
57	psi12_en..	I don't enjoy things as I used to / 12. Não aproveito as coisas como ante	discrete	numeric-12.0	236	4	-
58	psi13_fe..	My child rarely does things that make me feel good/O meu filho raramente faz cois	discrete	numeric-12.0	236	4	-
59	psi14_cl..	Most times I feel that my child does not like me and does not want to be close to	discrete	numeric-12.0	236	4	-
60	psi15_sm..	My child smiles at me much less than I expected / 15. O meu filho sorri para mim	discrete	numeric-12.0	236	4	-
61	psi16_no..	When I do things for my child, I get the feeling that my efforts are not apprecia	discrete	numeric-12.0	236	4	-
62	psi17_gi..	When playing, my child doesn't often giggle or laugh/ 17. Meu filho não sorri ou	discrete	numeric-12.0	236	4	-
63	psi18_sl..	My child doesn't seem to learn as quickly as most children /Meu filho parece não	discrete	numeric-12.0	235	5	-
64	psi19_sm..	My child doesn't seem to smile as much as most children / 19. Meu filho parece não	discrete	numeric-12.0	236	4	-
65	psi20_do..	My child is not able to do as much as I expected / 20.Meufilho não consegue faz	discrete	numeric-12.0	236	4	-
66	psi21_ne..	It takes a long time and it is very hard for my child to get used to new things /	discrete	numeric-12.0	236	4	-
67	psi22_wa..	I expected to have closer and warmer feelings for my child than I do and this bot	discrete	numeric-12.0	236	4	-
68	psi23_bo..	Sometimes my child does things that bother me just to be mean / 23. Às vezes o m	discrete	numeric-12.0	236	4	-
69	psi24_cr..	My child seems to cry or fuss more often than most children / 24. O meu filho par	discrete	numeric-12.0	236	4	-
70	psi25_ba..	My child generally wakes up in a bad mood / 25. O meu filho geralmente acorda de	discrete	numeric-12.0	236	4	-
71	psi26_mo..	I feel that my child is very moody and easily upset/ 26. Meu filho é muito mal-h	discrete	numeric-12.0	236	4	-
72	psi27_bo..	My child does a few things which bother me a great deal / 27. O meu filho faz alg	discrete	numeric-12.0	236	4	-
73	psi28_re..	My child reacts very strongly when something happens that my child doesn't like/	discrete	numeric-12.0	236	4	-

File AHRI.CFC.Brazil.Visit2.Dataset.2024

#	Name	Label	Type	Format	Valid	Invalid	Question
74	psi29_up..	My child gets upset easily over the smallest thing/ 29. O meu filho se aborrece f	discrete	numeric-12.0	236	4	-
75	psi30_ea..	My child sleeping or eating schedule was much harder to establish than I expected	discrete	numeric-12.0	236	4	-
76	psi31_re..	There are some things my child does that really bother me a lot/ 31. Algumas cois	discrete	numeric-12.0	236	4	-
77	psi32_pr..	My child turned out to be more of a problem than I had had expected / 32. Meu fil	discrete	numeric-12.0	236	4	-
78	psi33_ch..	My child makes more demands on me than most children/ 33. Meu filho exige mais de	discrete	numeric-12.0	236	4	-
79	psi34_nu..	Think carefully and count the number of things which your child does that bother	discrete	numeric-12.0	234	6	-
80	psi35_fe..	I feel that I am /Eu sinto que	discrete	numeric-12.0	238	2	-
81	psi36_st..	I have found that getting my child to do something or stop doing something is: /D	discrete	numeric-12.0	238	2	-
82	fad14	You can't tell how a person is feeling from what they are saying. /NÃ£o Ã© possÃ	discrete	numeric-12.0	238	2	-
83	fad15	Family tasks don't get spread around enough./As tarefas familiares nÃ£o sÃ£o divi	discrete	numeric-12.0	238	2	-
84	fad19	Some of us just don't respond emotionally./ Alguns de nÃ³s nunca demonstram emoÃ§	discrete	numeric-12.0	238	2	-
85	fad25	We are too self centered. / Somos muito egocÃªntricos	discrete	numeric-12.0	238	2	-
86	fad20	We know what to do in an emergency./Sabemos o que fazer em uma emergÃªnci	discrete	numeric-12.0	236	4	-
87	fad27	We have no clear expectations about toilet habits./NÃ£o temos expectativas claras	discrete	numeric-12.0	236	4	-
88	fad47	If the rules are broken, we don't know what to expect./ Se as regras forem quebra	discrete	numeric-12.0	236	4	-
89	fad06	In time of crisis we can turn to each other for support. / Em tempos de crise pode	discrete	numeric-12.0	236	4	-
90	fad26	We can express feelings to each other./ Somos capazes de expressar sentimentos un	discrete	numeric-12.0	236	4	-
91	fad41	Making decisions is a problem for our family. / Tomar decisÃµes Ã© um problema em	discrete	numeric-12.0	236	4	-

File AHRI.CFC.Brazil.Visit2.Dataset.2024

#	Name	Label	Type	Format	Valid	Invalid	Question
92	fad51	We don't get along well together./NÃ£o nos damos bem	discrete	numeric-12.0	236	4	-
93	fad56	We confide in each other./ Confiamos uns nos outros	discrete	numeric-12.0	236	4	-
94	ss_perso..	There is a special person who is around when I am in need./ Existe uma pessoa esp	discrete	numeric-12.0	238	2	-
95	ss_famil..	I get the emotional help & support I need from my family. /Eu recebo a ajuda e o	discrete	numeric-12.0	238	2	-
96	ss_perso..	I have a special person who is a real source of comfort to me./Eu tenho uma pesso	discrete	numeric-12.0	238	2	-
97	ss_frien..	I can count on my friends when things go wrong./ Eu posso contar com meus amigos q	discrete	numeric-12.0	238	2	-
98	pr_frequ..	Do you and your partner have frequent conflicts? / VocÃª e seu/sua parceiro/a tÃªm	discrete	numeric-12.0	238	2	-
99	pr_partn..	Can you talk to your partner about any problems you might have? /VocÃª se sente c	discrete	numeric-12.0	238	2	-
100	pr_harder	Do you feel that your partner makes things harder for you because of the way he/s	discrete	numeric-12.0	238	2	-
101	stress_k..	Have you or a member of your close family been in real danger of being killed?/ V	discrete	numeric-12.0	238	2	-
102	stress_c..	Did you witness a violent crime (e.g. murder, robbery, assault, rape)? /VocÃª tes	discrete	numeric-12.0	238	2	-
103	stress_d..	Have you found that you are in so much debt that you don't know how you will repa	discrete	numeric-12.0	238	2	-
104	stress_b..	Have you or your close family ever had too little money for basics, such as food,	discrete	numeric-12.0	238	2	-
105	stress_ill	Have you or anyone in your close family been seriously ill? /VocÃª ou alguÃ©m da	discrete	numeric-12.0	238	2	-
106	stress_die	Did any member of your close family die? /Algum membro da sua famÃlia morreu?	discrete	numeric-12.0	238	2	-
107	stress_d..	Is there anyone in your close family with a serious disability (e.g. epilepsy, me	discrete	numeric-12.0	238	2	-

File AHRI.CFC.Brazil.Visit2.Dataset.2024

#	Name	Label	Type	Format	Valid	Invalid	Question
108	stress_a_..	Is there anyone in your close family who has a problem with drugs or alcohol? /Hã	discrete	numeric-12.0	238	2	-
109	stress_b_..	Have you had a break-up with your husband or partner? /Vocãª passou por um tã©rmi	discrete	numeric-12.0	238	2	-
110	stress_b_..	Has your husband or partner hit or beaten you? /Seu marido/esposa ou parceiro/a j	discrete	numeric-12.0	238	2	-
111	stress_f_..	Have you had any serious fight or alienation from members of your family or your	discrete	numeric-12.0	238	2	-
112	stress_1_..	Has anyone close to you died in the last 12 months?/ Alguã©m prã³ximo de vocãª fal	discrete	numeric-12.0	238	2	-

File AHRI.CFC.Brazil.Visit3.Dataset.2024

#	Name	Label	Type	Format	Valid	Invalid	Question
1	pid	Personal identifier	continuous	numeric-12.0	194	0	-
2	visit	Visit	discrete	character-13	194	0	-
3	phq1_int_..	Little interest or pleasure in doing things / Sentiu pouco interesse ou pouco pra	discrete	numeric-12.0	190	4	-
4	phq2_dep_..	Feeling down, depressed or hopeless / Se sentiu para baixo, deprimido/a ou sem pe	discrete	numeric-12.0	190	4	-
5	phq3_sleep	Trouble falling or staying asleep or sleeping too much/ Teve dificuldade para pega	discrete	numeric-12.0	190	4	-
6	phq4_fat_..	Feeling tired or having little energy /Se sentiu cansado/a ou com pouca energia	discrete	numeric-12.0	190	4	-
7	phq5_app_..	Poor appetite or overeating / Teve falta de appetite ou comeu demais	discrete	numeric-12.0	190	4	-
8	phq6_fai_..	Feeling bad about yourself or that you are a failure or have let yourself or your	discrete	numeric-12.0	190	4	-
9	phq7_con_..	Trouble concentrating on things, such as reading the newspaper or watching televi	discrete	numeric-12.0	190	4	-
10	phq8_res_..	Moving or speaking so slowly that other people could have noticed. Or the opposit	discrete	numeric-12.0	190	4	-
11	phq9_sui_..	Thoughts that you would be better off dead or of hurting yourself in some way / Q	discrete	numeric-12.0	189	5	-
12	phq_total	Total Score	continuous	numeric-12.0	189	5	-

File AHRI.CFC.Brazil.Visit3.Dataset.2024

#	Name	Label	Type	Format	Valid	Invalid	Question
13	phq_diff..	If the participant has scored more than 0 on any question so far, ask how difficu	discrete	numeric-12.0	139	55	-
14	phq_help	Would you like help with this? /VocÃª gostaria de receber ajuda para esses proble	discrete	numeric-12.0	16	178	-
15	gad1_anx..	Feeling nervous, anxious or on edge/Sentiu-se nervoso/a, ansioso/a ou muito tenso	discrete	numeric-12.0	191	3	-
16	gad2_wor..	Not being able to stop or control worrying /NÃ£o foi capaz de impedir ou de contr	discrete	numeric-12.0	191	3	-
17	gad3_wor..	Worrying too much about different things/Preocupou-se muito com diversas coisas	discrete	numeric-12.0	191	3	-
18	gad4_rel..	Trouble relaxing /Teve dificuldade para relaxar	discrete	numeric-12.0	191	3	-
19	gad5_res..	Being so restless that it is hard to sit still /Ficou tÃ£o agitado/a que teve dif	discrete	numeric-12.0	191	3	-
20	gad6_ann..	Becoming easily annoyed or irritable /Ficou facilmente aborrecido/a ou irritado/a	discrete	numeric-12.0	191	3	-
21	gad7_afr..	Feeling afraid as if something awful might happen /Sentiu medo, como se algo horr	discrete	numeric-12.0	191	3	-
22	gad_summed	Total Score	continuous	numeric-12.0	191	3	-
23	gad_diff..	If the participant has scored more than 0 on any question so far, ask how difficu	discrete	numeric-12.0	137	57	-
24	gse1_pro..	I can always manage to solve difficult problems if I try hard enough. /Se estou c	discrete	numeric-12.0	190	4	-
25	gse2_res..	Thanks to my resourcefulness, I know how to handle unforeseen situations./Mesmo q	discrete	numeric-12.0	191	3	-
26	gse3_opp..	If someone opposes me, I can find the means and ways to get what I want./ Ã%o fÃ¼c	discrete	numeric-12.0	191	3	-
27	gse4_goa..	It is easy for me to stick to my aims and accomplish my goals. /Tenho confianÃ§a	discrete	numeric-12.0	191	3	-
28	gse5_une..	I am confident that I could deal efficiently with unexpected events./ GraÃ§as a m	discrete	numeric-12.0	191	3	-
29	gse6_eff..	I can solve most problems if I invest the necessary effort. / Posso resolver a mai	discrete	numeric-12.0	191	3	-
30	gse7_calm	I can remain calm when facing difficulties because I can rely on my coping abilit	discrete	numeric-12.0	191	3	-

File AHRI.CFC.Brazil.Visit3.Dataset.2024

#	Name	Label	Type	Format	Valid	Invalid	Question
31	gse8_sol..	When I am confronted with a problem, I can usually find several solutions./ Quand	discrete	numeric-12.0	191	3	-
32	gse9_think	If I am in trouble, I can usually think of a solution./ Caso eu esteja em apuros,	discrete	numeric-12.0	191	3	-
33	gse10_ha..	I can usually handle whatever comes my way./Costumo conseguir lidar com qualquer	discrete	numeric-12.0	191	3	-
34	gse_happy	On a scale from 1 to 5, with 1 being very unhappy and 5 being very happy, how wou	discrete	numeric-12.0	191	3	-
35	pdate	Date	discrete	character-11	191	-	-
36	psi1_han..	I often have a feeling that I cannot handle things very well./ 1. Tenho a sensaÃ§	discrete	numeric-12.0	191	3	-
37	psi2_chi..	I find myself giving up more of my life to meet my child's needs than I ever expe	discrete	numeric-12.0	191	3	-
38	psi3_res..	I feel trapped by my responsibilities as a parent/ 3. Me sinto preso/a pelas minh	discrete	numeric-12.0	191	3	-
39	psi4_new..	Since having this child, I have been unable to do new and different things / 4. D	discrete	numeric-12.0	191	3	-
40	psi5_nev..	Since having this child, I feel that I am almost never able to do things that I l	discrete	numeric-12.0	191	3	-
41	psi6_unh..	I am unhappy with the last purchase of clothing I made for myself/ 6. NÃ£o fiquei	discrete	numeric-12.0	191	3	-
42	psi7_bot..	There are quite a few things that bother me about my life/ HÃ¡ muitas coisas que m	discrete	numeric-12.0	191	3	-
43	psi8_rel..	Having a child has caused more problems than I expected in my relationship with m	discrete	numeric-12.0	191	3	-
44	psi9_fee..	I feel alone and without friends/ 9. Me sinto sÃ³ e sem amigo	discrete	numeric-12.0	191	3	-
45	psi10_pa..	When I go to a party, I usually expect not to enjoy myself / 10. Raramente me div	discrete	numeric-12.0	191	3	-
46	psi11_pe..	I am not as interested in people as I used to be /NÃ£o tenho tanto interesse nas	discrete	numeric-12.0	191	3	-
47	psi12_en..	I don't enjoy things as I used to / 12. NÃ£o aproveito as coisas como ante	discrete	numeric-12.0	191	3	-
48	psi13_fe..	My child rarely does things that make me feel good/O meu filho raramente faz cois	discrete	numeric-12.0	191	3	-

File AHRI.CFC.Brazil.Visit3.Dataset.2024

#	Name	Label	Type	Format	Valid	Invalid	Question
49	psi14_cl..	Most times I feel that my child does not like me and does not want to be close to	discrete	numeric-12.0	191	3	-
50	psi15_sm..	My child smiles at me much less than I expected / 15. O meu filho sorri para mim	discrete	numeric-12.0	191	3	-
51	psi16_no..	When I do things for my child, I get the feeling that my efforts are not apprecia	discrete	numeric-12.0	191	3	-
52	psi17_gi..	When playing, my child doesn't often giggle or laugh/ 17. Meu filho nÃ£o sorri ou	discrete	numeric-12.0	191	3	-
53	psi18_sl..	My child doesn't seem to learn as quickly as most children /Meu filho parece nÃ£o	discrete	numeric-12.0	191	3	-
54	psi19_sm..	My child doesn't seem to smile as much as most children / 19. Meu filho parece nÃ	discrete	numeric-12.0	191	3	-
55	psi20_do..	My child is not able to do as much as I expected / 20.Meufilho nÃ£o consegue faz	discrete	numeric-12.0	190	4	-
56	psi21_ne..	It takes a long time and it is very hard for my child to get used to new things /	discrete	numeric-12.0	191	3	-
57	psi22_wa..	I expected to have closer and warmer feelings for my child than I do and this bot	discrete	numeric-12.0	191	3	-
58	psi23_bo..	Sometimes my child does things that bother me just to be mean / 23. Ã©s vezes o m	discrete	numeric-12.0	191	3	-
59	psi24_cr..	My child seems to cry or fuss more often than most children / 24. O meu filho par	discrete	numeric-12.0	191	3	-
60	psi25_ba..	My child generally wakes up in a bad mood / 25. O meu filho geralmente acorda de	discrete	numeric-12.0	191	3	-
61	psi26_mo..	I feel that my child is very moody and easily upset/ 26. Meu filho Ã© muito mal-h	discrete	numeric-12.0	191	3	-
62	psi27_bo..	My child does a few things which bother me a great deal / 27. O meu filho faz alg	discrete	numeric-12.0	191	3	-
63	psi28_re..	My child reacts very strongly when something happens that my child doesn't like/	discrete	numeric-12.0	191	3	-
64	psi29_up..	My child gets upset easily over the smallest thing/ 29. O meu filho se aborrece f	discrete	numeric-12.0	191	3	-
65	psi30_ea..	My child sleeping or eating schedule was much harder to establish than I expected	discrete	numeric-12.0	191	3	-

File AHRI.CFC.Brazil.Visit3.Dataset.2024

#	Name	Label	Type	Format	Valid	Invalid	Question
66	psi31_re..	There are some things my child does that really bother me a lot/ 31. Algumas coisas	discrete	numeric-12.0	191	3	-
67	psi32_pr..	My child turned out to be more of a problem than I had had expected / 32. Meu filho	discrete	numeric-12.0	190	4	-
68	psi33_ch..	My child makes more demands on me than most children/ 33. Meu filho exige mais de	discrete	numeric-12.0	189	5	-
69	psi34_nu..	Think carefully and count the number of things which your child does that bother	discrete	numeric-12.0	70	124	-
70	psi35_fe..	I feel that I am /Eu sinto que	discrete	numeric-12.0	191	3	-
71	psi36_st..	I have found that getting my child to do something or stop doing something is: /D	discrete	numeric-12.0	191	3	-
72	fad14	You can't tell how a person is feeling from what they are saying. /NÃO é possível	discrete	numeric-12.0	191	3	-
73	fad15	Family tasks don't get spread around enough./As tarefas familiares não são divi	discrete	numeric-12.0	191	3	-
74	fad19	Some of us just don't respond emotionally./ Alguns de nós nunca demonstramos	discrete	numeric-12.0	191	3	-
75	fad25	We are too self centered. / Somos muito egocêntricos	discrete	numeric-12.0	191	3	-
76	fad20	We know what to do in an emergency./Sabemos o que fazer em uma emergência	discrete	numeric-12.0	191	3	-
77	fad27	We have no clear expectations about toilet habits./Não temos expectativas claras	discrete	numeric-12.0	191	3	-
78	fad47	If the rules are broken, we don't know what to expect./ Se as regras forem quebra	discrete	numeric-12.0	191	3	-
79	fad06	In time of crisis we can turn to each other for support. / Em tempos de crise pode	discrete	numeric-12.0	191	3	-
80	fad26	We can express feelings to each other./ Somos capazes de expressar sentimentos un	discrete	numeric-12.0	191	3	-
81	fad41	Making decisions is a problem for our family. / Tomar decisões é um problema em	discrete	numeric-12.0	191	3	-
82	fad51	We don't get along well together./Não nos damos bem	discrete	numeric-12.0	191	3	-
83	fad56	We confide in each other./ Confiamos uns nos outros	discrete	numeric-12.0	191	3	-

File AHRI.CFC.Brazil.Visit3.Dataset.2024

#	Name	Label	Type	Format	Valid	Invalid	Question
84	ss_perso..	There is a special person who is around when I am in need./ Existe uma pessoa esp	discrete	numeric-12.0	191	3	-
85	ss_famil..	I get the emotional help & support I need from my family. /Eu recebo a ajuda e o	discrete	numeric-12.0	191	3	-
86	ss_perso..	I have a special person who is a real source of comfort to me./Eu tenho uma pesso	discrete	numeric-12.0	191	3	-
87	ss_frien..	I can count on my friends when things go wrong./ Eu posso contar com meus amigos q	discrete	numeric-12.0	191	3	-
88	pr_frequ..	Do you and your partner have frequent conflicts? / VocÃª e seu/sua parceiro/a tÃªm	discrete	numeric-12.0	191	3	-
89	pr_partn..	Can you talk to your partner about any problems you might have? /VocÃª se sente c	discrete	numeric-12.0	191	3	-
90	pr_harder	Do you feel that your partner makes things harder for you because of the way he/s	discrete	numeric-12.0	191	3	-
91	stress_k..	Have you or a member of your close family been in real danger of being killed?/ V	discrete	numeric-12.0	191	3	-
92	stress_c..	Did you witness a violent crime (e.g. murder, robbery, assault, rape)? /VocÃª tes	discrete	numeric-12.0	191	3	-
93	stress_d..	Have you found that you are in so much debt that you don't know how you will repa	discrete	numeric-12.0	191	3	-
94	stress_b..	Have you or your close family ever had too little money for basics, such as food,	discrete	numeric-12.0	191	3	-
95	stress_ill	Have you or anyone in your close family been seriously ill? /VocÃª ou alguÃ©m da	discrete	numeric-12.0	191	3	-
96	stress_die	Did any member of your close family die? /Algum membro da sua famÃlia morreu?	discrete	numeric-12.0	191	3	-
97	stress_d..	Is there anyone in your close family with a serious disability (e.g. epilepsy, me	discrete	numeric-12.0	191	3	-
98	stress_a..	Is there anyone in your close family who has a problem with drugs or alcohol? /HÃ	discrete	numeric-12.0	191	3	-
99	stress_b..	Have you had a break-up with your husband or partner? /VocÃª passou por um tÃ©rmi	discrete	numeric-12.0	191	3	-

File AHRI.CFC.Brazil.Visit3.Dataset.2024

#	Name	Label	Type	Format	Valid	Invalid	Question
100	stress_b..	Has your husband or partner hit or beaten you? /Seu marido/esposa ou parceiro/a j	discrete	numeric-12.0	191	3	-
101	stress_f..	Have you had any serious fight or alienation from members of your family or your	discrete	numeric-12.0	191	3	-
102	stress_l..	Has anyone close to you died in the last 12 months?/ Algu�m pr�ximo de voc�a fal	discrete	numeric-12.0	191	3	-
103	confidan..	Do you remember using this? /Voc� se lembra de utilizar este recurso?	discrete	numeric-12.0	192	2	-
104	confidan..	Rate on a scale 1-10 1- Not helpful 10 - Extremely helpful/D� uma nota de 1 a 10	discrete	numeric-12.0	111	83	-
105	confidan..	Have you been able to apply what you learnt from this resource in your day to day	discrete	numeric-12.0	111	83	-
106	confidan..	If yes, has impact been positive or negative? /Em caso afirmativo, o impacto do r	discrete	numeric-12.0	64	130	-
107	bucket_r..	Do you remember using this? /Voc� se lembra de utilizar este recurso?	discrete	numeric-12.0	192	2	-
108	bucket_r..	Rate on a scale 1-10 1- Not helpful 10 - Extremely helpful/D� uma nota de 1 a 10	discrete	numeric-12.0	122	72	-
109	bucket_a..	Have you been able to apply what you learnt from this resource in your day to day	discrete	numeric-12.0	122	72	-
110	bucket_i..	If yes, has impact been positive or negative? /Em caso afirmativo, o impacto do r	discrete	numeric-12.0	81	113	-
111	anpm_rec..	Do you remember using this? /Voc� se lembra de utilizar este recurso?	discrete	numeric-12.0	192	2	-
112	anpm_rate	Rate on a scale 1-10 1- Not helpful 10 - Extremely helpful/D� uma nota de 1 a 10	discrete	numeric-12.0	92	102	-
113	anpm_apply	Have you been able to apply what you learnt from this resource in your day to day	discrete	numeric-12.0	92	102	-
114	anpm_imp..	If yes, has impact been positive or negative? /Em caso afirmativo, o impacto do r	discrete	numeric-12.0	33	161	-

File AHRI.CFC.Brazil.Visit3.Dataset.2024

#	Name	Label	Type	Format	Valid	Invalid	Question
115	map_recall	Do you remember using this?/VocÃª se lembra de utilizar este recurso?	discrete	numeric-12.0	192	2	-
116	map_rate	Rate on a scale 1-10 1- Not helpful 10 - Extremely helpful/DÃ¡ uma nota de 1 a 10	discrete	numeric-12.0	109	85	-
117	map_apply	Have you been able to apply what you learnt from this resource in your day to day	discrete	numeric-12.0	108	86	-
118	map_impact	If yes, has impact been positive or negative? /Em caso afirmativo, o impacto do r	discrete	numeric-12.0	54	140	-
119	basket_r..	Do you remember using this? /VocÃª se lembra de utilizar este recurso?	discrete	numeric-12.0	192	2	-
120	basket_r..	Rate on a scale 1-10 1- Not helpful 10 - Extremely helpful/DÃ¡ uma nota de 1 a 10	discrete	numeric-12.0	130	64	-
121	basket_a..	Have you been able to apply what you learnt from this resource in your day to day	discrete	numeric-12.0	130	64	-
122	basket_i..	If yes, has impact been positive or negative? /Em caso afirmativo, o impacto do r	discrete	numeric-12.0	97	97	-
123	coping_r..	Do you remember using this? /VocÃª se lembra de utilizar este recurso?	discrete	numeric-12.0	191	3	-
124	coping_r..	Rate on a scale 1-10 1- Not helpful 10 - Extremely helpful/DÃ¡ uma nota de 1 a 10	discrete	numeric-12.0	112	82	-
125	coping_a..	Have you been able to apply what you learnt from this resource in your day to day	discrete	numeric-12.0	111	83	-
126	coping_i..	If yes, has impact been positive or negative? /Em caso afirmativo, o impacto do r	discrete	numeric-12.0	62	132	-
127	routine_..	Do you remember using this? /VocÃª se lembra de utilizar este recurso?	discrete	numeric-12.0	192	2	-
128	routine_..	Rate on a scale 1-10 1- Not helpful 10 - Extremely helpful/DÃ¡ uma nota de 1 a 10	discrete	numeric-12.0	134	60	-
129	routine_..	Have you been able to apply what you learnt from this resource in your day to day	discrete	numeric-12.0	134	60	-
130	routine_..	If yes, has impact been positive or negative? /Em	discrete	numeric-12.0	106	88	-

File AHRI.CFC.Brazil.Visit3.Dataset.2024							
#	Name	Label	Type	Format	Valid	Invalid	Question
		caso afirmativo, o impacto do r					
131	blanket_..	Do you remember using this? /VocÃª se lembra de utilizar este recurso?	discrete	numeric-12.0	192	2	-
132	blanket_..	Rate on a scale 1-10 1- Not helpful 10 - Extremely helpful/DÃª uma nota de 1 a 10	discrete	numeric-12.0	104	90	-
133	blanket_..	Have you been able to apply what you learnt from this resource in your day to day	discrete	numeric-12.0	104	90	-
134	blanket_..	If yes, has impact been positive or negative? /Em caso afirmativo, o impacto do r	discrete	numeric-12.0	67	127	-
135	preg_car_..	Do you remember using this? /VocÃª se lembra de utilizar este recurso?	discrete	numeric-12.0	192	2	-
136	preg_car_..	Rate on a scale 1-10 1- Not helpful 10 - Extremely helpful/DÃª uma nota de 1 a 10	discrete	numeric-12.0	89	105	-
137	preg_car_..	Have you been able to apply what you learnt from this resource in your day to day	discrete	numeric-12.0	89	105	-
138	preg_car_..	If yes, has impact been positive or negative? /Em caso afirmativo, o impacto do r	discrete	numeric-12.0	46	148	-
139	post_car_..	Do you remember using this? /VocÃª se lembra de utilizar este recurso?	discrete	numeric-12.0	192	2	-
140	post_car_..	Rate on a scale 1-10 1- Not helpful 10 - Extremely helpful/DÃª uma nota de 1 a 10	discrete	numeric-12.0	90	104	-
141	post_car_..	Have you been able to apply what you learnt from this resource in your day to day	discrete	numeric-12.0	90	104	-
142	post_car_..	If yes, has impact been positive or negative? /Em caso afirmativo, o impacto do r	discrete	numeric-12.0	42	152	-
143	foetal_c_..	Do you remember using this? /VocÃª se lembra de utilizar este recurso?	discrete	numeric-12.0	192	2	-
144	foetal_c_..	Rate on a scale 1-10 1- Not helpful 10 - Extremely helpful/DÃª uma nota de 1 a 10	discrete	numeric-12.0	87	107	-
145	foetal_c_..	Have you been able to apply what you learnt from this resource in your day to day	discrete	numeric-12.0	87	107	-

File AHRI.CFC.Brazil.Visit3.Dataset.2024

#	Name	Label	Type	Format	Valid	Invalid	Question
146	foetal_c_..	If yes, has impact been positive or negative? /Em caso afirmativo, o impacto do r	discrete	numeric-12.0	37	157	-
147	healthy_..	Do you remember using this? /VocÃª se lembra de utilizar este recurso?	discrete	numeric-12.0	192	2	-
148	healthy_..	Rate on a scale 1-10 1- Not helpful 10 - Extremely helpful/DÃª uma nota de 1 a 10	discrete	numeric-12.0	158	36	-
149	healthy_..	Have you been able to apply what you learnt from this resource in your day to day	discrete	numeric-12.0	157	37	-
150	healthy_..	If yes, has impact been positive or negative? /Em caso afirmativo, o impacto do r	discrete	numeric-12.0	135	59	-
151	cg_card_..	Do you remember using this? /VocÃª se lembra de utilizar este recurso?	discrete	numeric-12.0	192	2	-
152	cg_card_..	Rate on a scale 1-10 1- Not helpful 10 - Extremely helpful/DÃª uma nota de 1 a 10	discrete	numeric-12.0	138	56	-
153	cg_card_..	Have you been able to apply what you learnt from this resource in your day to day	discrete	numeric-12.0	137	57	-
154	cg_card_..	If yes, has impact been positive or negative? /Em caso afirmativo, o impacto do r	discrete	numeric-12.0	107	87	-
155	child_ca_..	Do you remember using this? /VocÃª se lembra de utilizar este recurso?	discrete	numeric-12.0	192	2	-
156	child_ca_..	Rate on a scale 1-10 1- Not helpful 10 - Extremely helpful/DÃª uma nota de 1 a 10	discrete	numeric-12.0	149	45	-
157	child_ca_..	Have you been able to apply what you learnt from this resource in your day to day	discrete	numeric-12.0	149	45	-
158	child_ca_..	If yes, has impact been positive or negative? /Em caso afirmativo, o impacto do r	discrete	numeric-12.0	129	65	-
159	pc_date	Date	discrete	character-11	184	-	-
160	pc_emoti_..	Has CFC helped you with coping with your emotions? / O CFC te ajudou a lidar com a	discrete	numeric-12.0	192	2	-
161	pc_feel_..	Has CFC helped you feel better about yourself (increased self-esteem)? /O CFC te	discrete	numeric-12.0	192	2	-

File AHRI.CFC.Brazil.Visit3.Dataset.2024

#	Name	Label	Type	Format	Valid	Invalid	Question
162	pc_pract..	Has CFC helped you in dealing with practical day to day issues (for example, keep	discrete	numeric-12.0	192	2	-
163	pc_relaxed	Has CFC helped you with being able to feel relaxed? /O CFC te ajudou a se sentir	discrete	numeric-12.0	192	2	-
164	pc_stres..	Has CFC helped you to cope with stressful situations? /O CFC te ajudou lidar com	discrete	numeric-12.0	192	2	-
165	pc_partn..	Has CFC helped you with your relationship with your partner? / O CFC te ajudou na	discrete	numeric-12.0	192	2	-
166	pc_other..	Has CFC helped you with your relationship with other people besides your partner?	discrete	numeric-12.0	192	2	-
167	pc_child..	Has CFC has helped you with your relationship with your baby? /O CFC te ajudou na	discrete	numeric-12.0	192	2	-
168	pc_famil..	Has CFC helped your partner or family's relationship with your baby? /O CFC ajudo	discrete	numeric-12.0	192	2	-
169	pc_commu..	Has CFC helped you with understanding your baby's communication (for example, by	discrete	numeric-12.0	192	2	-
170	uc_partn..	Did being part of CFC cause any problems in your relationships with your partner	discrete	numeric-12.0	191	3	-
171	uc_unexp..	Did CFC create any unexpected benefits or burdens in your life?/O CFC criou benef	discrete	numeric-12.0	191	3	-
172	uc_effort	Do you think the time and effort you spent as part of CFC was worthwhile?/VocÃa	discrete	numeric-12.0	191	3	-
173	uc_chores	Did being part of CFC stop you from doing things you would normally do (e.g. goin	discrete	numeric-12.0	191	3	-
174	uc_careg..	Do you think you can - or have you shared what you learn in CFC with other caregi	discrete	numeric-12.0	191	3	-
175	skills_c..	CFC helped me to establish a confidante relationship with a counsellor /O CFC me	discrete	numeric-12.0	191	3	-
176	skills_s..	CFC helped me to identify the sources of stress in my life /O CFC me ajudou a ide	discrete	numeric-12.0	191	3	-
177	skills_e..	CFC helped me to name and be aware of my emotions /O CFC me ajudou a dar nome e a	discrete	numeric-12.0	191	3	-

File AHRI.CFC.Brazil.Visit3.Dataset.2024							
#	Name	Label	Type	Format	Valid	Invalid	Question
178	skills_s..	CFC helped me to speak about my emotions to others / O CFC me ajudou a falar sobre	discrete	numeric-12.0	191	3	-
179	skills_c..	CFC helped understand ways to calm myself when I feel stressed /O CFC me ajudou a	discrete	numeric-12.0	191	3	-
180	skills_p..	CFC helped me to understand how to problem solve difficult situations /O CFC me a	discrete	numeric-12.0	191	3	-
181	skills_c..	CFC helped me to understand how to resolve conflicts within my relationships /O C	discrete	numeric-12.0	191	3	-
182	skills_r..	CFC helped me to establish daily routines /O CFC me ajudou a estabelecer rotinas	discrete	numeric-12.0	191	3	-
183	skills_s..	CFC helped me to practice self-care on a regular basis (e.g. once per week) /O CF	discrete	numeric-12.0	191	3	-
184	skills_r..	CFC helped me to identify the support and resources available to me /O CFC me aju	discrete	numeric-12.0	191	3	-

Variables Description

Dataset contains 357 variable(s)

File : AHRI.CFC.Brazil.Visit1.Dataset.2024

pid: Personal identifier

Information	[Type= continuous] [Format=numeric] [Range= 5-244] [Missing=*]
-------------	--

Statistics [NW/ W]	[Valid=236 /-] [Invalid=0 /-] [Mean=125.339 /-] [StdDev=69.231 /-]
--------------------	--

visit: Visit

Information	[Type= discrete] [Format=character] [Missing=*]
-------------	---

Statistics [NW/ W]	[Valid=236 /-] [Invalid=0 /-]
--------------------	-------------------------------

relationship: Please indicate whether you are:/Por favor, indique se vocÃª Ã

Information	[Type= discrete] [Format=numeric] [Range= 1-5] [Missing=*]
-------------	--

Statistics [NW/ W]	[Valid=236 /-] [Invalid=0 /-]
--------------------	-------------------------------

Value	Label	Cases	Percentage
1	Mother/Mãe	229	97.0%
2	Father/Pai	4	1.7%
3	Related primary caregiver/Familiar e cuidador/a principal	3	1.3%
4	Unrelated primary caregiver/Cuidador/a principal que não é familiar	0	
5	Other/Outro	0	

Warning: these figures indicate the number of cases found in the data file. They cannot be interpreted as summary statistics of the population of interest.

cg_dob: Caregiver's date of birth Data de nascimento do/a cuidador/a

Information	[Type= discrete] [Format=character] [Missing=*]
-------------	---

Statistics [NW/ W]	[Valid=236 /-]
--------------------	----------------

cg_gender: Gender /Gêner

Information	[Type= discrete] [Format=numeric] [Range= 1-4] [Missing=*]
-------------	--

Statistics [NW/ W]	[Valid=236 /-] [Invalid=0 /-]
--------------------	-------------------------------

Value	Label	Cases	Percentage
1	Male/Masculino	5	2.1%
2	Female/Feminino	231	97.9%
3	Other/Outro	0	
4	Prefer not the say/Prefiro não responder	0	

Warning: these figures indicate the number of cases found in the data file. They cannot be interpreted as summary statistics of the population of interest.

nationality: Nationality /Nacionalidade

Information	[Type= discrete] [Format=numeric] [Range= 1-9] [Missing=*]
-------------	--

Statistics [NW/ W]	[Valid=236 /-] [Invalid=0 /-]
--------------------	-------------------------------

Value	Label	Cases	Percentage
1	Bhutanese	0	
2	Brazilian	236	100.0%
3	Malian	0	
4	Malawian	0	
5	Rwandan	0	
6	Serbian	0	
7	Sierra Leonean	0	
8	Zambian	0	
9	Other, specify	0	

Warning: these figures indicate the number of cases found in the data file. They cannot be interpreted as summary statistics of the population of interest.

File : AHRI.CFC.Brazil.Visit1.Dataset.2024

ci_attend_school: How many years did you attend school? Por quantos anos você frequentou a escola

Information [Type= continuous] [Format=numeric] [Range= 0-25] [Missing=*]

Statistics [NW/ W] [Valid=236 /-] [Invalid=0 /-] [Mean=11.898 /-] [StdDev=3.686 /-]

tert_lvl_train: Do you have any tertiary level training?/ Está empregado/a atualmente? Você tem

Information [Type= discrete] [Format=numeric] [Range= 1-4] [Missing=*]

Statistics [NW/ W] [Valid=236 /-] [Invalid=0 /-]

Value	Label	Cases	Percentage
1	None/Nenhuma	225	95.3%
2	Diploma/Diploma	5	2.1%
3	Undergraduate degree/Diploma de Graduação	5	2.1%
4	Postgraduate degree/Diploma de Pós-Graduação	1	0.4%

Warning: these figures indicate the number of cases found in the data file. They cannot be interpreted as summary statistics of the population of interest.

curr_employed: Are you currently employed? /Está empregado/a atualmente

Information [Type= discrete] [Format=numeric] [Range= 0-7777] [Missing=*]

Statistics [NW/ W] [Valid=236 /-] [Invalid=0 /-]

Value	Label	Cases	Percentage
0	No/Não	212	89.8%
1	Yes/Sim	24	10.2%
2	Sometimes/Às vezes	0	
7777	Don't know/Não sabe	0	

Warning: these figures indicate the number of cases found in the data file. They cannot be interpreted as summary statistics of the population of interest.

part_full_emp: Is the employment part-time or full time?/Você trabalha em período integral ou

Information [Type= discrete] [Format=numeric] [Range= 1-2] [Missing=*]

Statistics [NW/ W] [Valid=24 /-] [Invalid=212 /-]

Value	Label	Cases	Percentage
1	Part time/Meio-período	6	25.0%
2	Full time/Integral	18	75.0%
Sysmiss		212	

Warning: these figures indicate the number of cases found in the data file. They cannot be interpreted as summary statistics of the population of interest.

relationship_child: What is your current relationship status? (child refers to the CFC index child) /

Information [Type= discrete] [Format=numeric] [Range= 1-6] [Missing=*]

Statistics [NW/ W] [Valid=236 /-] [Invalid=0 /-]

Value	Label	Cases	Percentage
1	Single parent/Mãe/pai solteiro	55	23.3%
2	Casual partnership/not living together (father of child)/ Relacionamento casual/não mora na mesma casa (com pai/mãe da criança)	6	2.5%
3	Casual partnership/not living together (not father of child)/ Relacionamento casual/ não mora na mesma casa (com outra pessoa que não seja o pai/mãe da criança)	4	1.7%
4	Married/living with (father of child)/Casado/ morando junto (com o pai/mãe da criança)	160	67.8%
5	Married/living with (not father new partner)/Casado/ morando junto (com outra pessoa que não seja o pai/mãe da criança)	8	3.4%

File : AHRI.CFC.Brazil.Visit1.Dataset.2024

relationship_child: What is your current relationship status? (child refers to the CFC index child) /

Value	Label	Cases	Percentage
6	Other/Outro	3	1.3%

Warning: these figures indicate the number of cases found in the data file. They cannot be interpreted as summary statistics of the population of interest.

father_alive: Is the child's father still alive?/O pai da criança está vivo

Information	[Type= discrete] [Format=numeric] [Range= 0-7777] [Missing=*]
Statistics [NW/ W]	[Valid=236 /-] [Invalid=0 /-]

Value	Label	Cases	Percentage
0	No/Não	1	0.4%
1	Yes/Sim	235	99.6%
2	Sometimes/Às vezes	0	
7777	Don't know/Não sabe	0	

Warning: these figures indicate the number of cases found in the data file. They cannot be interpreted as summary statistics of the population of interest.

father_same_home: Is he currently living in the same household as the child?/Ele está vivendo no m

Information	[Type= discrete] [Format=numeric] [Range= 0-7777] [Missing=*]
Statistics [NW/ W]	[Valid=235 /-] [Invalid=1 /-]

Value	Label	Cases	Percentage
0	No/Não	72	30.6%
1	Yes/Sim	163	69.4%
2	Sometimes/Às vezes	0	
7777	Don't know/Não sabe	0	
Sysmiss		1	

Warning: these figures indicate the number of cases found in the data file. They cannot be interpreted as summary statistics of the population of interest.

visit_child: If no, does he visit the child regularly? /Caso contrário, ele visita a criança

Information	[Type= discrete] [Format=numeric] [Range= 1-3] [Missing=*]
Statistics [NW/ W]	[Valid=72 /-] [Invalid=164 /-]

Value	Label	Cases	Percentage
1	No/Não	20	27.8%
2	Frequently visits (weekly/monthly)/Visita frequentemente (semanalmente/mensalmente)	52	72.2%
3	Infrequently visits (biannually or annually)/visita de forma irregular (2 vezes ao ano, anualmente)	0	
Sysmiss		164	

Warning: these figures indicate the number of cases found in the data file. They cannot be interpreted as summary statistics of the population of interest.

father_financial_sprt: Does he provide for the child financially?/Ele provê financeiramente para a cria

Information	[Type= discrete] [Format=numeric] [Range= 0-7777] [Missing=*]
Statistics [NW/ W]	[Valid=235 /-] [Invalid=1 /-]

Value	Label	Cases	Percentage
0	No/Não	24	10.2%
1	Yes/Sim	211	89.8%
2	Sometimes/Às vezes	0	
7777	Don't know/Não sabe	0	
Sysmiss		1	

File : AHRI.CFC.Brazil.Visit1.Dataset.2024

father_financial_sprt: Does he provide for the child financially?/Ele provÃa financeiramente para a cria

Warning: these figures indicate the number of cases found in the data file. They cannot be interpreted as summary statistics of the population of interest.

child_gender: Child's gender /GÃa nero da crianÃs

Information [Type= discrete] [Format=numeric] [Range= 1-4] [Missing=*]

Statistics [NW/ W] [Valid=236 /-] [Invalid=0 /-]

Value	Label	Cases	Percentage
1	Male/Masculino	109	46.2%
2	Female/Feminino	126	53.4%
3	Other/Outro	1	0.4%
4	Prefer not the say/Prefiro nÃo responder	0	

Warning: these figures indicate the number of cases found in the data file. They cannot be interpreted as summary statistics of the population of interest.

child_disability: Does the child have a difficulty or disability/A crianÃsa possui alguma alteraÃs

Information [Type= discrete] [Format=numeric] [Range= 0-7777] [Missing=*]

Statistics [NW/ W] [Valid=236 /-] [Invalid=0 /-]

Value	Label	Cases	Percentage
0	No/NÃo	228	96.6%
1	Yes/Sim	8	3.4%
2	Sometimes/Ãs vezes	0	
7777	Don't know/NÃo sabe	0	

Warning: these figures indicate the number of cases found in the data file. They cannot be interpreted as summary statistics of the population of interest.

se_main_provider: Who is the main provider of income for the household? /Quem Ã o/a principal gera

Information [Type= discrete] [Format=numeric] [Range= 1-8888] [Missing=*]

Statistics [NW/ W] [Valid=236 /-] [Invalid=0 /-]

Value	Label	Cases	Percentage
1	Myself (caregiver)/Eu (cuidador/a)	70	29.7%
2	Other household member/Outro membro do nÃcleo familiar	156	66.1%
3	Non-household member/Outra pessoa que nÃo vive na residÃncia	9	3.8%
8888	Refused to answer/Prefere nÃo responder	1	0.4%

Warning: these figures indicate the number of cases found in the data file. They cannot be interpreted as summary statistics of the population of interest.

income_employ_regular: Regular employment/Emprego regular

Information [Type= discrete] [Format=numeric] [Range= 0-1] [Missing=*]

Statistics [NW/ W] [Valid=236 /-] [Invalid=0 /-]

Value	Label	Cases	Percentage
0	Unchecked	208	88.1%
1	Checked	28	11.9%

Warning: these figures indicate the number of cases found in the data file. They cannot be interpreted as summary statistics of the population of interest.

income_employ_irreg: Irregular employment/Emprego irregular

Information [Type= discrete] [Format=numeric] [Range= 0-1] [Missing=*]

Statistics [NW/ W] [Valid=236 /-] [Invalid=0 /-]

Value	Label	Cases	Percentage
0	Unchecked	152	64.4%
1	Checked	84	35.6%

File : AHRI.CFC.Brazil.Visit1.Dataset.2024

income_employ_irreg: Irregular employment/Emprego irregular

Warning: these figures indicate the number of cases found in the data file. They cannot be interpreted as summary statistics of the population of interest.

income_employ_home: Home employment/Trabalha em casa

Information [Type= discrete] [Format=numeric] [Range= 0-1] [Missing=*]

Statistics [NW/ W] [Valid=236 /-] [Invalid=0 /-]

Value	Label	Cases	Percentage
0	Unchecked	226	<div><div></div></div> 95.8%
1	Checked	10	<div><div></div></div> 4.2%

Warning: these figures indicate the number of cases found in the data file. They cannot be interpreted as summary statistics of the population of interest.

income_farm: Farming/Agricultor

Information [Type= discrete] [Format=numeric] [Range= 0-1] [Missing=*]

Statistics [NW/ W] [Valid=236 /-] [Invalid=0 /-]

Value	Label	Cases	Percentage
0	Unchecked	165	<div><div></div></div> 69.9%
1	Checked	71	<div><div></div></div> 30.1%

Warning: these figures indicate the number of cases found in the data file. They cannot be interpreted as summary statistics of the population of interest.

income_grant: State pension/ grant /Pensão/subsídio do Esta

Information [Type= discrete] [Format=numeric] [Range= 0-1] [Missing=*]

Statistics [NW/ W] [Valid=236 /-] [Invalid=0 /-]

Value	Label	Cases	Percentage
0	Unchecked	167	<div><div></div></div> 70.8%
1	Checked	69	<div><div></div></div> 29.2%

Warning: these figures indicate the number of cases found in the data file. They cannot be interpreted as summary statistics of the population of interest.

income_other: Other/Outro

Information [Type= discrete] [Format=numeric] [Range= 0-1] [Missing=*]

Statistics [NW/ W] [Valid=236 /-] [Invalid=0 /-]

Value	Label	Cases	Percentage
0	Unchecked	223	<div><div></div></div> 94.5%
1	Checked	13	<div><div></div></div> 5.5%

Warning: these figures indicate the number of cases found in the data file. They cannot be interpreted as summary statistics of the population of interest.

income_dont_know: Don't know/Não sab

Information [Type= discrete] [Format=numeric] [Range= 0-1] [Missing=*]

Statistics [NW/ W] [Valid=236 /-] [Invalid=0 /-]

Value	Label	Cases	Percentage
0	Unchecked	234	<div><div></div></div> 99.2%
1	Checked	2	<div><div></div></div> 0.8%

Warning: these figures indicate the number of cases found in the data file. They cannot be interpreted as summary statistics of the population of interest.

income_refused: Refused to answer/Prefere não responde

Information [Type= discrete] [Format=numeric] [Range= 0-1] [Missing=*]

Statistics [NW/ W] [Valid=236 /-] [Invalid=0 /-]

File : AHRI.CFC.Brazil.Visit1.Dataset.2024

income_refused: Refused to answer/Prefere não responde

Value	Label	Cases	Percentage
0	Unchecked	236	<div><div></div></div> 100.0%
1	Checked	0	

Warning: these figures indicate the number of cases found in the data file. They cannot be interpreted as summary statistics of the population of interest.

se_class_finance: How would this household classify its financial situation these days?/Como este n

Information	[Type= discrete] [Format=numeric] [Range= 1-8888] [Missing=*]
Statistics [NW/ W]	[Valid=236 /-] [Invalid=0 /-]

Value	Label	Cases	Percentage
1	Very comfortable/Muito confortável	0	
2	Comfortable/Confortável	38	<div><div></div></div> 16.1%
3	Just getting by/Capaz apenas de pagar as contas	134	<div><div></div></div> 56.8%
4	Poor/Ruim	45	<div><div></div></div> 19.1%
5	Extremely poor/Extremamente ruim	15	<div><div></div></div> 6.4%
7777	Don't know/Não sei	4	<div><div></div></div> 1.7%
8888	Refused/Prefere não responder	0	

Warning: these figures indicate the number of cases found in the data file. They cannot be interpreted as summary statistics of the population of interest.

se_no_food_self_2wks: Have there been days in the past 4 weeks where there has not been enough food ava

Information	[Type= discrete] [Format=numeric] [Range= 0-7777] [Missing=*]
Statistics [NW/ W]	[Valid=236 /-] [Invalid=0 /-]

Value	Label	Cases	Percentage
0	No/Não	156	<div><div></div></div> 66.1%
1	Yes/Sim	80	<div><div></div></div> 33.9%
2	Sometimes/Às vezes	0	
7777	Don't know/Não sabe	0	

Warning: these figures indicate the number of cases found in the data file. They cannot be interpreted as summary statistics of the population of interest.

se_no_food_self_every: If yes, does this happen every week?/Em caso afirmativo, isso acontece toda a sem

Information	[Type= discrete] [Format=numeric] [Range= 0-7777] [Missing=*]
Statistics [NW/ W]	[Valid=80 /-] [Invalid=156 /-]

Value	Label	Cases	Percentage
0	No/Não	60	<div><div></div></div> 75.0%
1	Yes/Sim	20	<div><div></div></div> 25.0%
2	Sometimes/Às vezes	0	
7777	Don't know/Não sabe	0	
Sysmiss		156	

Warning: these figures indicate the number of cases found in the data file. They cannot be interpreted as summary statistics of the population of interest.

se_no_food_chld_2wks: Have there been days in the past 4 weeks where there has not been enough food ava

Information	[Type= discrete] [Format=numeric] [Range= 0-7777] [Missing=*]
Statistics [NW/ W]	[Valid=236 /-] [Invalid=0 /-]

Value	Label	Cases	Percentage
0	No/Não	187	<div><div></div></div> 79.2%
1	Yes/Sim	48	<div><div></div></div> 20.3%

File : AHRI.CFC.Brazil.Visit1.Dataset.2024

se_no_food_chld_2wks: Have there been days in the past 4 weeks where there has not been enough food ava

Value	Label	Cases	Percentage
2	Sometimes/Às vezes	0	
7777	Don't know/Não sabe	1	0.4%

Warning: these figures indicate the number of cases found in the data file. They cannot be interpreted as summary statistics of the population of interest.

se_no_food_chld_every: If yes, does this happen every week?/Em caso afirmativo, isso acontece toda a sem

Information	[Type= discrete] [Format=numeric] [Range= 0-7777] [Missing=*]
Statistics [NW/ W]	[Valid=48 /-] [Invalid=188 /-]

Value	Label	Cases	Percentage
0	No/Não	36	75.0%
1	Yes/Sim	12	25.0%
2	Sometimes/Às vezes	0	
7777	Don't know/Não sabe	0	
Sysmiss		188	

Warning: these figures indicate the number of cases found in the data file. They cannot be interpreted as summary statistics of the population of interest.

se_home_telephone: Home telephone/Telefone fixo

Information	[Type= discrete] [Format=numeric] [Range= 0-7777] [Missing=*]
Statistics [NW/ W]	[Valid=236 /-] [Invalid=0 /-]

Value	Label	Cases	Percentage
0	No/Não	218	92.4%
1	Yes/Sim	16	6.8%
2	Sometimes/Às vezes	0	
7777	Don't know/Não sabe	2	0.8%

Warning: these figures indicate the number of cases found in the data file. They cannot be interpreted as summary statistics of the population of interest.

se_elec_stove: Electric stove with oven /Fogão elétrico com for

Information	[Type= discrete] [Format=numeric] [Range= 0-7777] [Missing=*]
Statistics [NW/ W]	[Valid=236 /-] [Invalid=0 /-]

Value	Label	Cases	Percentage
0	No/Não	64	27.1%
1	Yes/Sim	171	72.5%
2	Sometimes/Às vezes	0	
7777	Don't know/Não sabe	1	0.4%

Warning: these figures indicate the number of cases found in the data file. They cannot be interpreted as summary statistics of the population of interest.

se_television: Television /Televisão

Information	[Type= discrete] [Format=numeric] [Range= 0-7777] [Missing=*]
Statistics [NW/ W]	[Valid=235 /-] [Invalid=1 /-]

Value	Label	Cases	Percentage
0	No/Não	37	15.7%
1	Yes/Sim	198	84.3%
2	Sometimes/Às vezes	0	
7777	Don't know/Não sabe	0	
Sysmiss		1	

Warning: these figures indicate the number of cases found in the data file. They cannot be interpreted as summary statistics of the population of interest.

File : AHRI.CFC.Brazil.Visit1.Dataset.2024

se_lorry: Lorry or tractor /Caminhão ou trato

Information [Type= discrete] [Format=numeric] [Range= 0-7777] [Missing=*]

Statistics [NW/ W] [Valid=235 /-] [Invalid=1 /-]

Value	Label	Cases	Percentage
0	No/Não	233	99.1%
1	Yes/Sim	1	0.4%
2	Sometimes/Às vezes	0	
7777	Don't know/Não sabe	1	0.4%
Sysmiss		1	

Warning: these figures indicate the number of cases found in the data file. They cannot be interpreted as summary statistics of the population of interest.

se_car_battery: Car battery for electricity/Bateria de automóveis para eletricidad

Information [Type= discrete] [Format=numeric] [Range= 0-7777] [Missing=*]

Statistics [NW/ W] [Valid=235 /-] [Invalid=1 /-]

Value	Label	Cases	Percentage
0	No/Não	232	98.7%
1	Yes/Sim	2	0.9%
2	Sometimes/Às vezes	0	
7777	Don't know/Não sabe	1	0.4%
Sysmiss		1	

Warning: these figures indicate the number of cases found in the data file. They cannot be interpreted as summary statistics of the population of interest.

se_cattle: Cattle/Gado

Information [Type= discrete] [Format=numeric] [Range= 0-7777] [Missing=*]

Statistics [NW/ W] [Valid=235 /-] [Invalid=1 /-]

Value	Label	Cases	Percentage
0	No/Não	226	96.2%
1	Yes/Sim	8	3.4%
2	Sometimes/Às vezes	0	
7777	Don't know/Não sabe	1	0.4%
Sysmiss		1	

Warning: these figures indicate the number of cases found in the data file. They cannot be interpreted as summary statistics of the population of interest.

se_cell_phone: Cell phone /Celular

Information [Type= discrete] [Format=numeric] [Range= 0-7777] [Missing=*]

Statistics [NW/ W] [Valid=235 /-] [Invalid=1 /-]

Value	Label	Cases	Percentage
0	No/Não	4	1.7%
1	Yes/Sim	231	98.3%
2	Sometimes/Às vezes	0	
7777	Don't know/Não sabe	0	
Sysmiss		1	

Warning: these figures indicate the number of cases found in the data file. They cannot be interpreted as summary statistics of the population of interest.

se_video_recorder: Video recorder/ DVD player/DVD

Information [Type= discrete] [Format=numeric] [Range= 0-7777] [Missing=*]

File : AHRI.CFC.Brazil.Visit1.Dataset.2024

se_video_recorder: Video recorder/ DVD player/DVD

Statistics [NW/ W] [Valid=235 /-] [Invalid=1 /-]

Value	Label	Cases	Percentage
0	No/Não	205	87.2%
1	Yes/Sim	30	12.8%
2	Sometimes/Às vezes	0	
7777	Don't know/Não sabe	0	
Sysmiss		1	

Warning: these figures indicate the number of cases found in the data file. They cannot be interpreted as summary statistics of the population of interest.

se_vehicle: Vehicle (motorbike, scooter or car)/Veículo (moto, lambreta ou automóvel)

Information [Type= discrete] [Format=numeric] [Range= 0-7777] [Missing=*]

Statistics [NW/ W] [Valid=235 /-] [Invalid=1 /-]

Value	Label	Cases	Percentage
0	No/Não	151	64.3%
1	Yes/Sim	84	35.7%
2	Sometimes/Às vezes	0	
7777	Don't know/Não sabe	0	
Sysmiss		1	

Warning: these figures indicate the number of cases found in the data file. They cannot be interpreted as summary statistics of the population of interest.

se_bed: Bed/Cama

Information [Type= discrete] [Format=numeric] [Range= 0-7777] [Missing=*]

Statistics [NW/ W] [Valid=235 /-] [Invalid=1 /-]

Value	Label	Cases	Percentage
0	No/Não	17	7.2%
1	Yes/Sim	218	92.8%
2	Sometimes/Às vezes	0	
7777	Don't know/Não sabe	0	
Sysmiss		1	

Warning: these figures indicate the number of cases found in the data file. They cannot be interpreted as summary statistics of the population of interest.

se_wheelbarrow: Wheelbarrow /Carrinho de mão

Information [Type= discrete] [Format=numeric] [Range= 0-7777] [Missing=*]

Statistics [NW/ W] [Valid=235 /-] [Invalid=1 /-]

Value	Label	Cases	Percentage
0	No/Não	192	81.7%
1	Yes/Sim	43	18.3%
2	Sometimes/Às vezes	0	
7777	Don't know/Não sabe	0	
Sysmiss		1	

Warning: these figures indicate the number of cases found in the data file. They cannot be interpreted as summary statistics of the population of interest.

se_livestock: Livestock (chicken, etc.) /Animais para pecuária (galinhas, etc.

Information [Type= discrete] [Format=numeric] [Range= 0-7777] [Missing=*]

Statistics [NW/ W] [Valid=235 /-] [Invalid=1 /-]

File : AHRI.CFC.Brazil.Visit1.Dataset.2024

se_livestock: Livestock (chicken, etc.) /Animais para pecuária (galinhas, etc.)

Value	Label	Cases	Percentage
0	No/Não	162	<div><div></div></div> 68.9%
1	Yes/Sim	73	<div><div></div></div> 31.1%
2	Sometimes/Às vezes	0	
7777	Don't know/Não sabe	0	
Sysmiss		1	

Warning: these figures indicate the number of cases found in the data file. They cannot be interpreted as summary statistics of the population of interest.

se_fridge: Fridge or freezer /Geladeira ou freezer

Information	[Type= discrete] [Format=numeric] [Range= 0-7777] [Missing=*]
Statistics [NW/ W]	[Valid=235 /-] [Invalid=1 /-]

Value	Label	Cases	Percentage
0	No/Não	23	<div><div></div></div> 9.8%
1	Yes/Sim	212	<div><div></div></div> 90.2%
2	Sometimes/Às vezes	0	
7777	Don't know/Não sabe	0	
Sysmiss		1	

Warning: these figures indicate the number of cases found in the data file. They cannot be interpreted as summary statistics of the population of interest.

se_radio: Radio/ stereo/Rádio

Information	[Type= discrete] [Format=numeric] [Range= 0-7777] [Missing=*]
Statistics [NW/ W]	[Valid=235 /-] [Invalid=1 /-]

Value	Label	Cases	Percentage
0	No/Não	180	<div><div></div></div> 76.6%
1	Yes/Sim	55	<div><div></div></div> 23.4%
2	Sometimes/Às vezes	0	
7777	Don't know/Não sabe	0	
Sysmiss		1	

Warning: these figures indicate the number of cases found in the data file. They cannot be interpreted as summary statistics of the population of interest.

se_tablechairs: Table and chairs/Mesa e cadeiras

Information	[Type= discrete] [Format=numeric] [Range= 0-7777] [Missing=*]
Statistics [NW/ W]	[Valid=235 /-] [Invalid=1 /-]

Value	Label	Cases	Percentage
0	No/Não	57	<div><div></div></div> 24.3%
1	Yes/Sim	178	<div><div></div></div> 75.7%
2	Sometimes/Às vezes	0	
7777	Don't know/Não sabe	0	
Sysmiss		1	

Warning: these figures indicate the number of cases found in the data file. They cannot be interpreted as summary statistics of the population of interest.

se_hoe: Hoe, spade or garden fork/Enxada, pá ou garfo de jardim

Information	[Type= discrete] [Format=numeric] [Range= 0-7777] [Missing=*]
Statistics [NW/ W]	[Valid=235 /-] [Invalid=1 /-]

File : AHRI.CFC.Brazil.Visit1.Dataset.2024

se_hoe: Hoe, spade or garden fork/Enxada, pã; ou garfo de jardim

Value	Label	Cases	Percentage
0	No/Não	94	<div></div> 40.0%
1	Yes/Sim	141	<div></div> 60.0%
2	Sometimes/Às vezes	0	
7777	Don't know/Não sabe	0	
Sysmiss		1	

Warning: these figures indicate the number of cases found in the data file. They cannot be interpreted as summary statistics of the population of interest.

se_satellite_tv: Satellite TV /TV

Information	[Type= discrete] [Format=numeric] [Range= 0-7777] [Missing=*]
Statistics [NW/ W]	[Valid=235 /-] [Invalid=1 /-]

Value	Label	Cases	Percentage
0	No/Não	131	<div></div> 55.7%
1	Yes/Sim	104	<div></div> 44.3%
2	Sometimes/Às vezes	0	
7777	Don't know/Não sabe	0	
Sysmiss		1	

Warning: these figures indicate the number of cases found in the data file. They cannot be interpreted as summary statistics of the population of interest.

se_sewing_machine: Sewing machine /MÃquina de costur

Information	[Type= discrete] [Format=numeric] [Range= 0-7777] [Missing=*]
Statistics [NW/ W]	[Valid=235 /-] [Invalid=1 /-]

Value	Label	Cases	Percentage
0	No/Não	228	<div></div> 97.0%
1	Yes/Sim	7	<div></div> 3.0%
2	Sometimes/Às vezes	0	
7777	Don't know/Não sabe	0	
Sysmiss		1	

Warning: these figures indicate the number of cases found in the data file. They cannot be interpreted as summary statistics of the population of interest.

se_bicycle: Bicycle /Bicicleta

Information	[Type= discrete] [Format=numeric] [Range= 0-7777] [Missing=*]
Statistics [NW/ W]	[Valid=235 /-] [Invalid=1 /-]

Value	Label	Cases	Percentage
0	No/Não	149	<div></div> 63.4%
1	Yes/Sim	86	<div></div> 36.6%
2	Sometimes/Às vezes	0	
7777	Don't know/Não sabe	0	
Sysmiss		1	

Warning: these figures indicate the number of cases found in the data file. They cannot be interpreted as summary statistics of the population of interest.

# se_sofa: Sofa or sofa set /SofÃ; ou jogo de sofÃ			
Information	[Type= discrete] [Format=numeric] [Range= 0-7777] [Missing=*]		
Statistics [NW/ W]	[Valid=235 /-] [Invalid=1 /-]		
Value	Label	Cases	Percentage
0	No/NÃo	136	<div><div></div></div> 57.9%
1	Yes/Sim	99	<div><div></div></div> 42.1%
2	Sometimes/Ãs vezes	0	
7777	Don't know/NÃo sabe	0	
Sysmiss		1	
Warning: these figures indicate the number of cases found in the data file. They cannot be interpreted as summary statistics of the population of interest.			
# se_washing_machine: Washing machine/MÃquina de lava			
Information	[Type= discrete] [Format=numeric] [Range= 0-7777] [Missing=*]		
Statistics [NW/ W]	[Valid=235 /-] [Invalid=1 /-]		
Value	Label	Cases	Percentage
0	No/NÃo	194	<div><div></div></div> 82.6%
1	Yes/Sim	40	<div><div></div></div> 17.0%
2	Sometimes/Ãs vezes	0	
7777	Don't know/NÃo sabe	1	<div><div></div></div> 0.4%
Sysmiss		1	
Warning: these figures indicate the number of cases found in the data file. They cannot be interpreted as summary statistics of the population of interest.			
# se_microwave: Microwave/Microondas			
Information	[Type= discrete] [Format=numeric] [Range= 0-7777] [Missing=*]		
Statistics [NW/ W]	[Valid=235 /-] [Invalid=1 /-]		
Value	Label	Cases	Percentage
0	No/NÃo	216	<div><div></div></div> 91.9%
1	Yes/Sim	18	<div><div></div></div> 7.7%
2	Sometimes/Ãs vezes	0	
7777	Don't know/NÃo sabe	1	<div><div></div></div> 0.4%
Sysmiss		1	
Warning: these figures indicate the number of cases found in the data file. They cannot be interpreted as summary statistics of the population of interest.			
# se_computer: Computer or laptop /Computador ou notebook			
Information	[Type= discrete] [Format=numeric] [Range= 0-7777] [Missing=*]		
Statistics [NW/ W]	[Valid=235 /-] [Invalid=1 /-]		
Value	Label	Cases	Percentage
0	No/NÃo	226	<div><div></div></div> 96.2%
1	Yes/Sim	7	<div><div></div></div> 3.0%
2	Sometimes/Ãs vezes	0	
7777	Don't know/NÃo sabe	2	<div><div></div></div> 0.9%
Sysmiss		1	
Warning: these figures indicate the number of cases found in the data file. They cannot be interpreted as summary statistics of the population of interest.			
# se_care_child: Is there anyone other than you who cares for your child on a regular basis?/AlguÃ			
Information	[Type= discrete] [Format=numeric] [Range= 0-7777] [Missing=*]		
Statistics [NW/ W]	[Valid=236 /-] [Invalid=0 /-]		

# se_care_child: Is there anyone other than you who cares for your child on a regular basis?/AlguÃ			
Value	Label	Cases	Percentage
0	No/NÃo	132	<div><div></div></div> 55.9%
1	Yes/Sim	104	<div><div></div></div> 44.1%
2	Sometimes/Ãs vezes	0	
7777	Don't know/NÃo sabe	0	
Warning: these figures indicate the number of cases found in the data file. They cannot be interpreted as summary statistics of the population of interest.			
# se_care_child_who: Who is this person? /Quem?			
Information	[Type= discrete] [Format=numeric] [Range= 1-3] [Missing=*]		
Statistics [NW/ W]	[Valid=104 -] [Invalid=132 -]		
Value	Label	Cases	Percentage
1	Family member/ Familiar	103	<div><div></div></div> 99.0%
2	Non-family member/NÃo familiar	1	<div><div></div></div> 1.0%
3	Paid care/BabÃ	0	
Sysmiss		132	
Warning: these figures indicate the number of cases found in the data file. They cannot be interpreted as summary statistics of the population of interest.			
# se_care_child_age: How old is this person? /Qual a idade dessa pessoa?			
Information	[Type= discrete] [Format=numeric] [Range= 1-6] [Missing=*]		
Statistics [NW/ W]	[Valid=104 -] [Invalid=132 -]		
Value	Label	Cases	Percentage
1	<18 years/anos	21	<div><div></div></div> 20.2%
2	18-25 years/anos	12	<div><div></div></div> 11.5%
3	26-40 years/anos	24	<div><div></div></div> 23.1%
5	41-60 years/anos	37	<div><div></div></div> 35.6%
6	>60 years/anos	10	<div><div></div></div> 9.6%
Sysmiss		132	
Warning: these figures indicate the number of cases found in the data file. They cannot be interpreted as summary statistics of the population of interest.			
# se_num_adults: How many adults (i.e. >18 years) are there in this household? Quantos adultos (>			
Information	[Type= continuous] [Format=numeric] [Range= 1-31] [Missing=*]		
Statistics [NW/ W]	[Valid=236 -] [Invalid=0 -] [Mean=2.614 -] [StdDev=3.616 -]		
# se_num_children: How many children (i.e. 0 to 18 years) are there in this household? Quantas crian			
Information	[Type= discrete] [Format=numeric] [Range= 1-8] [Missing=*]		
Statistics [NW/ W]	[Valid=236 -] [Invalid=0 -]		
# se_is_households: Are there other households in this homestead? /HÃ; outras casas na propriedade			
Information	[Type= discrete] [Format=numeric] [Range= 0-7777] [Missing=*]		
Statistics [NW/ W]	[Valid=236 -] [Invalid=0 -]		
Value	Label	Cases	Percentage
0	No/NÃo	143	<div><div></div></div> 60.6%
1	Yes/Sim	93	<div><div></div></div> 39.4%
2	Sometimes/Ãs vezes	0	
7777	Don't know/NÃo sabe	0	
Warning: these figures indicate the number of cases found in the data file. They cannot be interpreted as summary statistics of the population of interest.			

# se_num_households: If yes, how many? Em caso afirmativo, quantas?	
Information	[Type= continuous] [Format=numeric] [Range= 1-100] [Missing=*]
Statistics [NW/ W]	[Valid=93 /-] [Invalid=143 /-] [Mean=7.731 /-] [StdDev=17.256 /-]

File : AHRI.CFC.Brazil.Visit2.Dataset.2024

pid: Personal identifier

Information	[Type= continuous] [Format=numeric] [Range= 2-244] [Missing=*]
Statistics [NW/ W]	[Valid=240 /-] [Invalid=0 /-] [Mean=123.842 /-] [StdDev=69.836 /-]

visit: Visit

Information	[Type= discrete] [Format=character] [Missing=*]
Statistics [NW/ W]	[Valid=240 /-] [Invalid=0 /-]

gfdate: Date

Information	[Type= discrete] [Format=character] [Missing=*]
Statistics [NW/ W]	[Valid=238 /-]

gfhealth_int_time: During the past 4 weeks, how much of the time has your physical health or emotion

Information	[Type= discrete] [Format=numeric] [Range= 1-5] [Missing=*]
Statistics [NW/ W]	[Valid=238 /-] [Invalid=2 /-]

Value	Label	Cases	Percentage
1	All of the time/O tempo tod	9	3.8%
2	Most of the time/A maior parte do tempo	14	5.9%
3	Some of the time/Algumas vezes	44	18.5%
4	A little of the time/Poucas vezes	31	13.0%
5	None of the time/Nunca	140	58.8%
Sysmiss		2	

Warning: these figures indicate the number of cases found in the data file. They cannot be interpreted as summary statistics of the population of interest.

sp1_friends: In general, do you have difficulty making and keeping friends?/VocÃª tem dificult

Information	[Type= discrete] [Format=numeric] [Range= 0-7777] [Missing=*]
Statistics [NW/ W]	[Valid=238 /-] [Invalid=2 /-]

Value	Label	Cases	Percentage
0	No/Não	194	81.5%
1	Yes/Sim	44	18.5%
2	Sometimes/Às vezes	0	
7777	Don't know/Não sabe	0	
Sysmiss		2	

Warning: these figures indicate the number of cases found in the data file. They cannot be interpreted as summary statistics of the population of interest.

sp2_loner: Would you normally describe yourself as a loner?/VocÃª se descreveria como solitÃ

Information	[Type= discrete] [Format=numeric] [Range= 0-7777] [Missing=*]
Statistics [NW/ W]	[Valid=238 /-] [Invalid=2 /-]

Value	Label	Cases	Percentage
0	No/Não	168	70.6%
1	Yes/Sim	70	29.4%
2	Sometimes/Às vezes	0	
7777	Don't know/Não sabe	0	
Sysmiss		2	

Warning: these figures indicate the number of cases found in the data file. They cannot be interpreted as summary statistics of the population of interest.

File : AHRI.CFC.Brazil.Visit2.Dataset.2024

sp3_trust: In general, do you trust other people? /Em geral, vocÃª diria que confia nas outr

Information [Type= discrete] [Format=numeric] [Range= 0-7777] [Missing=*]

Statistics [NW/ W] [Valid=238 /-] [Invalid=2 /-]

Value	Label	Cases	Percentage
0	No/Não	137	57.6%
1	Yes/Sim	101	42.4%
2	Sometimes/Às vezes	0	
7777	Don't know/Não sabe	0	
Sysmiss		2	

Warning: these figures indicate the number of cases found in the data file. They cannot be interpreted as summary statistics of the population of interest.

sp4_temper: Do you normally lose your temper easily?/VocÃª costuma perder a calma facilmente?

Information [Type= discrete] [Format=numeric] [Range= 0-7777] [Missing=*]

Statistics [NW/ W] [Valid=238 /-] [Invalid=2 /-]

Value	Label	Cases	Percentage
0	No/Não	146	61.3%
1	Yes/Sim	92	38.7%
2	Sometimes/Às vezes	0	
7777	Don't know/Não sabe	0	
Sysmiss		2	

Warning: these figures indicate the number of cases found in the data file. They cannot be interpreted as summary statistics of the population of interest.

sp5_impulsive: Are you normally an impulsive sort of person? /VocÃª Ã© uma pessoa impulsiva norm

Information [Type= discrete] [Format=numeric] [Range= 0-7777] [Missing=*]

Statistics [NW/ W] [Valid=238 /-] [Invalid=2 /-]

Value	Label	Cases	Percentage
0	No/Não	187	78.6%
1	Yes/Sim	51	21.4%
2	Sometimes/Às vezes	0	
7777	Don't know/Não sabe	0	
Sysmiss		2	

Warning: these figures indicate the number of cases found in the data file. They cannot be interpreted as summary statistics of the population of interest.

sp6_worrier: Are you normally a worrier?/Geralmente vocÃª fica muito preocupado/a com as situa

Information [Type= discrete] [Format=numeric] [Range= 0-7777] [Missing=*]

Statistics [NW/ W] [Valid=238 /-] [Invalid=2 /-]

Value	Label	Cases	Percentage
0	No/Não	20	8.4%
1	Yes/Sim	218	91.6%
2	Sometimes/Às vezes	0	
7777	Don't know/Não sabe	0	
Sysmiss		2	

Warning: these figures indicate the number of cases found in the data file. They cannot be interpreted as summary statistics of the population of interest.

sp7_depend: In general, do you depend on others a lot? /Em geral, vocÃª depende muito de outr

Information [Type= discrete] [Format=numeric] [Range= 0-7777] [Missing=*]

File : AHRI.CFC.Brazil.Visit2.Dataset.2024

sp7_depend: In general, do you depend on others a lot? /Em geral, você depende muito de outr

Statistics [NW/ W] [Valid=238 /-] [Invalid=2 /-]

Value	Label	Cases	Percentage
0	No/Não	130	54.6%
1	Yes/Sim	108	45.4%
2	Sometimes/Às vezes	0	
7777	Don't know/Não sabe	0	
Sysmiss		2	

Warning: these figures indicate the number of cases found in the data file. They cannot be interpreted as summary statistics of the population of interest.

sp8_perfectionist: In general, are you a perfectionist? /Você se considera perfeccionista em geral

Information [Type= discrete] [Format=numeric] [Range= 0-7777] [Missing=*]

Statistics [NW/ W] [Valid=238 /-] [Invalid=2 /-]

Value	Label	Cases	Percentage
0	No/Não	154	64.7%
1	Yes/Sim	84	35.3%
2	Sometimes/Às vezes	0	
7777	Don't know/Não sabe	0	
Sysmiss		2	

Warning: these figures indicate the number of cases found in the data file. They cannot be interpreted as summary statistics of the population of interest.

phq1_interest: Little interest or pleasure in doing things / Sentiu pouco interesse ou pouco pra

Information [Type= discrete] [Format=numeric] [Range= 0-3] [Missing=*]

Statistics [NW/ W] [Valid=238 /-] [Invalid=2 /-]

Value	Label	Cases	Percentage
0	Not at all/Nenhum dia	115	48.3%
1	Several days/Alguns dias	97	40.8%
2	More than half the days/Em mais da metade dos dias	8	3.4%
3	Nearly every day/Quase todo o dia	18	7.6%
Sysmiss		2	

Warning: these figures indicate the number of cases found in the data file. They cannot be interpreted as summary statistics of the population of interest.

phq2_depressed: Feeling down, depressed or hopeless / Se sentiu para baixo, deprimido/a ou sem pe

Information [Type= discrete] [Format=numeric] [Range= 0-3] [Missing=*]

Statistics [NW/ W] [Valid=238 /-] [Invalid=2 /-]

Value	Label	Cases	Percentage
0	Not at all/Nenhum dia	104	43.7%
1	Several days/Alguns dias	108	45.4%
2	More than half the days/Em mais da metade dos dias	12	5.0%
3	Nearly every day/Quase todo o dia	14	5.9%
Sysmiss		2	

Warning: these figures indicate the number of cases found in the data file. They cannot be interpreted as summary statistics of the population of interest.

phq3_sleep: Trouble falling or staying asleep or sleeping too much/Teve dificuldade para pega

Information [Type= discrete] [Format=numeric] [Range= 0-3] [Missing=*]

Statistics [NW/ W] [Valid=238 /-] [Invalid=2 /-]

File : AHRI.CFC.Brazil.Visit2.Dataset.2024

phq3_sleep: Trouble falling or staying asleep or sleeping too much/Teve dificuldade para pega

Value	Label	Cases	Percentage
0	Not at all/Nenhum dia	101	42.4%
1	Several days/Alguns dias	98	41.2%
2	More than half the days/Em mais da metade dos dias	15	6.3%
3	Nearly every day/Quase todo o dia	24	10.1%
Sysmiss		2	

Warning: these figures indicate the number of cases found in the data file. They cannot be interpreted as summary statistics of the population of interest.

phq4_fatigue: Feeling tired or having little energy /Se sentiu cansado/a ou com pouca energia

Information	[Type= discrete] [Format=numeric] [Range= 0-3] [Missing=*]
Statistics [NW/ W]	[Valid=238 /-] [Invalid=2 /-]

Value	Label	Cases	Percentage
0	Not at all/Nenhum dia	64	26.9%
1	Several days/Alguns dias	123	51.7%
2	More than half the days/Em mais da metade dos dias	19	8.0%
3	Nearly every day/Quase todo o dia	32	13.4%
Sysmiss		2	

Warning: these figures indicate the number of cases found in the data file. They cannot be interpreted as summary statistics of the population of interest.

phq5_appetite: Poor appetite or overeating /Teve falta de apetite ou comeu demais

Information	[Type= discrete] [Format=numeric] [Range= 0-3] [Missing=*]
Statistics [NW/ W]	[Valid=238 /-] [Invalid=2 /-]

Value	Label	Cases	Percentage
0	Not at all/Nenhum dia	124	52.1%
1	Several days/Alguns dias	80	33.6%
2	More than half the days/Em mais da metade dos dias	10	4.2%
3	Nearly every day/Quase todo o dia	24	10.1%
Sysmiss		2	

Warning: these figures indicate the number of cases found in the data file. They cannot be interpreted as summary statistics of the population of interest.

phq6_failure: Feeling bad about yourself or that you are a failure or have let yourself or your

Information	[Type= discrete] [Format=numeric] [Range= 0-3] [Missing=*]
Statistics [NW/ W]	[Valid=236 /-] [Invalid=4 /-]

Value	Label	Cases	Percentage
0	Not at all/Nenhum dia	163	69.1%
1	Several days/Alguns dias	52	22.0%
2	More than half the days/Em mais da metade dos dias	7	3.0%
3	Nearly every day/Quase todo o dia	14	5.9%
Sysmiss		4	

Warning: these figures indicate the number of cases found in the data file. They cannot be interpreted as summary statistics of the population of interest.

phq7_concentration: Trouble concentrating on things, such as reading the newspaper or watching televi

Information	[Type= discrete] [Format=numeric] [Range= 0-3] [Missing=*]
Statistics [NW/ W]	[Valid=236 /-] [Invalid=4 /-]

File : AHRI.CFC.Brazil.Visit2.Dataset.2024

phq7_concentration: Trouble concentrating on things, such as reading the newspaper or watching televi

Value	Label	Cases	Percentage
0	Not at all/Nenhum dia	140	59.3%
1	Several days/Alguns dias	75	31.8%
2	More than half the days/Em mais da metade dos dias	2	0.8%
3	Nearly every day/Quase todo o dia	19	8.1%
Sysmiss		4	

Warning: these figures indicate the number of cases found in the data file. They cannot be interpreted as summary statistics of the population of interest.

phq8_restless: Moving or speaking so slowly that other people could have noticed. Or the opposit

Information	[Type= discrete] [Format=numeric] [Range= 0-3] [Missing=*]
Statistics [NW/ W]	[Valid=236 /-] [Invalid=4 /-]

Value	Label	Cases	Percentage
0	Not at all/Nenhum dia	172	72.9%
1	Several days/Alguns dias	44	18.6%
2	More than half the days/Em mais da metade dos dias	4	1.7%
3	Nearly every day/Quase todo o dia	16	6.8%
Sysmiss		4	

Warning: these figures indicate the number of cases found in the data file. They cannot be interpreted as summary statistics of the population of interest.

phq9_suicidal: Thoughts that you would be better off dead or of hurting yourself in some way / Q

Information	[Type= discrete] [Format=numeric] [Range= 0-3] [Missing=*]
Statistics [NW/ W]	[Valid=236 /-] [Invalid=4 /-]

Value	Label	Cases	Percentage
0	Not at all/Nenhum dia	205	86.9%
1	Several days/Alguns dias	23	9.7%
2	More than half the days/Em mais da metade dos dias	4	1.7%
3	Nearly every day/Quase todo o dia	4	1.7%
Sysmiss		4	

Warning: these figures indicate the number of cases found in the data file. They cannot be interpreted as summary statistics of the population of interest.

phq_total: Total Score

Information	[Type= continuous] [Format=numeric] [Range= 0-27] [Missing=*]
Statistics [NW/ W]	[Valid=236 /-] [Invalid=4 /-] [Mean=5.708 /-] [StdDev=4.97 /-]

phq_difficult: If the participant has scored more than 0 on any question so far, ask how difficu

Information	[Type= discrete] [Format=numeric] [Range= 0-3] [Missing=*]
Statistics [NW/ W]	[Valid=214 /-] [Invalid=26 /-]

Value	Label	Cases	Percentage
0	Not Difficult At All/Não dificultou de forma alguma	118	55.1%
1	Somewhat Difficult/Dificultou um pouco	87	40.7%
2	Very Difficult/Dificultou muito	6	2.8%
3	Extremely Difficult/Dificultou extremamente	3	1.4%
Sysmiss		26	

Warning: these figures indicate the number of cases found in the data file. They cannot be interpreted as summary statistics of the population of interest.

File : AHRI.CFC.Brazil.Visit2.Dataset.2024

phq_help: Would you like help with this? /VocÃª gostaria de receber ajuda para esses proble

Information [Type= discrete] [Format=numeric] [Range= 0-7777] [Missing=*]

Statistics [NW/ W] [Valid=40 /-] [Invalid=200 /-]

Value	Label	Cases	Percentage
0	No/Não	11	<div><div></div></div> 27.5%
1	Yes/Sim	29	<div><div></div></div> 72.5%
2	Sometimes/Às vezes	0	
7777	Don't know/Não sabe	0	
Sysmiss		200	

Warning: these figures indicate the number of cases found in the data file. They cannot be interpreted as summary statistics of the population of interest.

gad1_anxiety: Feeling nervous, anxious or on edge/Sentiu-se nervoso/a, ansioso/a ou muito tenso

Information [Type= discrete] [Format=numeric] [Range= 0-3] [Missing=*]

Statistics [NW/ W] [Valid=238 /-] [Invalid=2 /-]

Value	Label	Cases	Percentage
0	Not at all/Nenhum dia	91	<div><div></div></div> 38.2%
1	Several days/Alguns dias	119	<div><div></div></div> 50.0%
2	Over half the days/Em mais da metade dos dias	12	<div><div></div></div> 5.0%
3	Nearly every day/Quase todo o dia	16	<div><div></div></div> 6.7%
Sysmiss		2	

Warning: these figures indicate the number of cases found in the data file. They cannot be interpreted as summary statistics of the population of interest.

gad2_worrying: Not being able to stop or control worrying /Não foi capaz de impedir ou de contr

Information [Type= discrete] [Format=numeric] [Range= 0-3] [Missing=*]

Statistics [NW/ W] [Valid=238 /-] [Invalid=2 /-]

Value	Label	Cases	Percentage
0	Not at all/Nenhum dia	119	<div><div></div></div> 50.0%
1	Several days/Alguns dias	93	<div><div></div></div> 39.1%
2	Over half the days/Em mais da metade dos dias	10	<div><div></div></div> 4.2%
3	Nearly every day/Quase todo o dia	16	<div><div></div></div> 6.7%
Sysmiss		2	

Warning: these figures indicate the number of cases found in the data file. They cannot be interpreted as summary statistics of the population of interest.

gad3_worry_alot: Worrying too much about different things/Preocupou-se muito com diversas coisas

Information [Type= discrete] [Format=numeric] [Range= 0-3] [Missing=*]

Statistics [NW/ W] [Valid=238 /-] [Invalid=2 /-]

Value	Label	Cases	Percentage
0	Not at all/Nenhum dia	72	<div><div></div></div> 30.3%
1	Several days/Alguns dias	120	<div><div></div></div> 50.4%
2	Over half the days/Em mais da metade dos dias	19	<div><div></div></div> 8.0%
3	Nearly every day/Quase todo o dia	27	<div><div></div></div> 11.3%
Sysmiss		2	

Warning: these figures indicate the number of cases found in the data file. They cannot be interpreted as summary statistics of the population of interest.

gad4_relaxing: Trouble relaxing /Teve dificuldade para relaxar

Information [Type= discrete] [Format=numeric] [Range= 0-3] [Missing=*]

File : AHRI.CFC.Brazil.Visit2.Dataset.2024

gad4_relaxing: Trouble relaxing /Teve dificuldade para relaxar

Statistics [NW/ W] [Valid=238 /-] [Invalid=2 /-]

Value	Label	Cases	Percentage
0	Not at all/Nenhum dia	107	<div><div></div></div> 45.0%
1	Several days/Alguns dias	94	<div><div></div></div> 39.5%
2	Over half the days/Em mais da metade dos dias	14	<div><div></div></div> 5.9%
3	Nearly every day/Quase todo o dia	23	<div><div></div></div> 9.7%
Sysmiss		2	

Warning: these figures indicate the number of cases found in the data file. They cannot be interpreted as summary statistics of the population of interest.

gad5_restless: Being so restless that it is hard to sit still /Ficou tão agitado/a que teve dif

Information [Type= discrete] [Format=numeric] [Range= 0-3] [Missing=*]

Statistics [NW/ W] [Valid=238 /-] [Invalid=2 /-]

Value	Label	Cases	Percentage
0	Not at all/Nenhum dia	176	<div><div></div></div> 73.9%
1	Several days/Alguns dias	46	<div><div></div></div> 19.3%
2	Over half the days/Em mais da metade dos dias	6	<div><div></div></div> 2.5%
3	Nearly every day/Quase todo o dia	10	<div><div></div></div> 4.2%
Sysmiss		2	

Warning: these figures indicate the number of cases found in the data file. They cannot be interpreted as summary statistics of the population of interest.

gad6_annoyed: Becoming easily annoyed or irritable /Ficou facilmente aborrecido/a ou irritado/a

Information [Type= discrete] [Format=numeric] [Range= 0-3] [Missing=*]

Statistics [NW/ W] [Valid=238 /-] [Invalid=2 /-]

Value	Label	Cases	Percentage
0	Not at all/Nenhum dia	130	<div><div></div></div> 54.6%
1	Several days/Alguns dias	87	<div><div></div></div> 36.6%
2	Over half the days/Em mais da metade dos dias	4	<div><div></div></div> 1.7%
3	Nearly every day/Quase todo o dia	17	<div><div></div></div> 7.1%
Sysmiss		2	

Warning: these figures indicate the number of cases found in the data file. They cannot be interpreted as summary statistics of the population of interest.

gad7_afraid: Feeling afraid as if something awful might happen /Sentiu medo, como se algo horr

Information [Type= discrete] [Format=numeric] [Range= 0-3] [Missing=*]

Statistics [NW/ W] [Valid=238 /-] [Invalid=2 /-]

Value	Label	Cases	Percentage
0	Not at all/Nenhum dia	149	<div><div></div></div> 62.6%
1	Several days/Alguns dias	68	<div><div></div></div> 28.6%
2	Over half the days/Em mais da metade dos dias	5	<div><div></div></div> 2.1%
3	Nearly every day/Quase todo o dia	16	<div><div></div></div> 6.7%
Sysmiss		2	

Warning: these figures indicate the number of cases found in the data file. They cannot be interpreted as summary statistics of the population of interest.

gad_summed: Total Score

Information [Type= continuous] [Format=numeric] [Range= 0-21] [Missing=*]

Statistics [NW/ W] [Valid=238 /-] [Invalid=2 /-] [Mean=4.798 /-] [StdDev=4.343 /-]

File : AHRI.CFC.Brazil.Visit2.Dataset.2024

gad_difficult: If the participant has scored more than 0 on any question so far, ask how difficu

Information [Type= discrete] [Format=numeric] [Range= 0-3] [Missing=*]

Statistics [NW/ W] [Valid=204 /-] [Invalid=36 /-]

Value	Label	Cases	Percentage
0	Not Difficult At All/Não dificultou de forma alguma	122	59.8%
1	Somewhat Difficult/Dificultou um pouco	75	36.8%
2	Very Difficult/Dificultou muito	5	2.5%
3	Extremely Difficult/Dificultou extremamente	2	1.0%
Sysmiss		36	

Warning: these figures indicate the number of cases found in the data file. They cannot be interpreted as summary statistics of the population of interest.

gse1_problems: I can always manage to solve difficult problems if I try hard enough. /Se estou c

Information [Type= discrete] [Format=numeric] [Range= 1-4] [Missing=*]

Statistics [NW/ W] [Valid=238 /-] [Invalid=2 /-]

Value	Label	Cases	Percentage
1	Not at all true/Não é verdade	27	11.3%
2	Hardly true/Difícilmente é verdade	9	3.8%
3	Moderately true/Moderadamente verdade	51	21.4%
4	Exactly true/Exatamente verdade	151	63.4%
Sysmiss		2	

Warning: these figures indicate the number of cases found in the data file. They cannot be interpreted as summary statistics of the population of interest.

gse2_resourceful: Thanks to my resourcefulness, I know how to handle unforeseen situations./Mesmo q

Information [Type= discrete] [Format=numeric] [Range= 1-4] [Missing=*]

Statistics [NW/ W] [Valid=238 /-] [Invalid=2 /-]

Value	Label	Cases	Percentage
1	Not at all true/Não é verdade	39	16.4%
2	Hardly true/Difícilmente é verdade	26	10.9%
3	Moderately true/Moderadamente verdade	67	28.2%
4	Exactly true/Exatamente verdade	106	44.5%
Sysmiss		2	

Warning: these figures indicate the number of cases found in the data file. They cannot be interpreted as summary statistics of the population of interest.

gse3_opposition: If someone opposes me, I can find the means and ways to get what I want./ Ã% fÃ;c

Information [Type= discrete] [Format=numeric] [Range= 1-4] [Missing=*]

Statistics [NW/ W] [Valid=238 /-] [Invalid=2 /-]

Value	Label	Cases	Percentage
1	Not at all true/Não é verdade	43	18.1%
2	Hardly true/Difícilmente é verdade	26	10.9%
3	Moderately true/Moderadamente verdade	78	32.8%
4	Exactly true/Exatamente verdade	91	38.2%
Sysmiss		2	

Warning: these figures indicate the number of cases found in the data file. They cannot be interpreted as summary statistics of the population of interest.

gse4_goal_driven: It is easy for me to stick to my aims and accomplish my goals. /Tenho confianÃça

Information [Type= discrete] [Format=numeric] [Range= 1-4] [Missing=*]

File : AHRI.CFC.Brazil.Visit2.Dataset.2024

gse4_goal_driven: It is easy for me to stick to my aims and accomplish my goals. /Tenho confiança

Statistics [NW/ W] [Valid=238 /-] [Invalid=2 /-]

Value	Label	Cases	Percentage
1	Not at all true/Não é verdade	32	13.4%
2	Hardly true/Difícilmente é verdade	16	6.7%
3	Moderately true/Moderadamente verdade	73	30.7%
4	Exactly true/Exatamente verdade	117	49.2%
Sysmiss		2	

Warning: these figures indicate the number of cases found in the data file. They cannot be interpreted as summary statistics of the population of interest.

gse5_unexpected: I am confident that I could deal efficiently with unexpected events./ Graças a m

Information [Type= discrete] [Format=numeric] [Range= 1-4] [Missing=*]

Statistics [NW/ W] [Valid=238 /-] [Invalid=2 /-]

Value	Label	Cases	Percentage
1	Not at all true/Não é verdade	33	13.9%
2	Hardly true/Difícilmente é verdade	14	5.9%
3	Moderately true/Moderadamente verdade	73	30.7%
4	Exactly true/Exatamente verdade	118	49.6%
Sysmiss		2	

Warning: these figures indicate the number of cases found in the data file. They cannot be interpreted as summary statistics of the population of interest.

gse6_effort: I can solve most problems if I invest the necessary effort. /Posso resolver a mai

Information [Type= discrete] [Format=numeric] [Range= 1-4] [Missing=*]

Statistics [NW/ W] [Valid=238 /-] [Invalid=2 /-]

Value	Label	Cases	Percentage
1	Not at all true/Não é verdade	29	12.2%
2	Hardly true/Difícilmente é verdade	19	8.0%
3	Moderately true/Moderadamente verdade	82	34.5%
4	Exactly true/Exatamente verdade	108	45.4%
Sysmiss		2	

Warning: these figures indicate the number of cases found in the data file. They cannot be interpreted as summary statistics of the population of interest.

gse7_calm: I can remain calm when facing difficulties because I can rely on my coping abilit

Information [Type= discrete] [Format=numeric] [Range= 1-4] [Missing=*]

Statistics [NW/ W] [Valid=238 /-] [Invalid=2 /-]

Value	Label	Cases	Percentage
1	Not at all true/Não é verdade	23	9.7%
2	Hardly true/Difícilmente é verdade	11	4.6%
3	Moderately true/Moderadamente verdade	77	32.4%
4	Exactly true/Exatamente verdade	127	53.4%
Sysmiss		2	

Warning: these figures indicate the number of cases found in the data file. They cannot be interpreted as summary statistics of the population of interest.

gse8_solutions: When I am confronted with a problem, I can usually find several solutions./ Quand

Information [Type= discrete] [Format=numeric] [Range= 1-4] [Missing=*]

Statistics [NW/ W] [Valid=238 /-] [Invalid=2 /-]

File : AHRI.CFC.Brazil.Visit2.Dataset.2024

gse8_solutions: When I am confronted with a problem, I can usually find several solutions./ Quand

Value	Label	Cases	Percentage
1	Not at all true/Não é verdade	32	<div><div></div></div> 13.4%
2	Hardly true/Difícilmente é verdade	27	<div><div></div></div> 11.3%
3	Moderately true/Moderadamente verdade	81	<div><div></div></div> 34.0%
4	Exactly true/Exatamente verdade	98	<div><div></div></div> 41.2%
Sysmiss		2	

Warning: these figures indicate the number of cases found in the data file. They cannot be interpreted as summary statistics of the population of interest.

gse9_think: If I am in trouble, I can usually think of a solution./Caso eu esteja em apuros,

Information	[Type= discrete] [Format=numeric] [Range= 1-4] [Missing=*]
Statistics [NW/ W]	[Valid=238 /-] [Invalid=2 /-]

Value	Label	Cases	Percentage
1	Not at all true/Não é verdade	28	<div><div></div></div> 11.8%
2	Hardly true/Difícilmente é verdade	12	<div><div></div></div> 5.0%
3	Moderately true/Moderadamente verdade	70	<div><div></div></div> 29.4%
4	Exactly true/Exatamente verdade	128	<div><div></div></div> 53.8%
Sysmiss		2	

Warning: these figures indicate the number of cases found in the data file. They cannot be interpreted as summary statistics of the population of interest.

gse10_handle: I can usually handle whatever comes my way./Costumo conseguir lidar com qualquer

Information	[Type= discrete] [Format=numeric] [Range= 1-4] [Missing=*]
Statistics [NW/ W]	[Valid=238 /-] [Invalid=2 /-]

Value	Label	Cases	Percentage
1	Not at all true/Não é verdade	46	<div><div></div></div> 19.3%
2	Hardly true/Difícilmente é verdade	28	<div><div></div></div> 11.8%
3	Moderately true/Moderadamente verdade	81	<div><div></div></div> 34.0%
4	Exactly true/Exatamente verdade	83	<div><div></div></div> 34.9%
Sysmiss		2	

Warning: these figures indicate the number of cases found in the data file. They cannot be interpreted as summary statistics of the population of interest.

gse_happy: On a scale from 1 to 5, with 1 being very unhappy and 5 being very happy, how wou

Information	[Type= discrete] [Format=numeric] [Range= 1-9999] [Missing=*]
Statistics [NW/ W]	[Valid=238 /-] [Invalid=2 /-]

Value	Label	Cases	Percentage
1	1	7	<div><div></div></div> 2.9%
2	2	2	<div><div></div></div> 0.8%
3	3	31	<div><div></div></div> 13.0%
4	4	64	<div><div></div></div> 26.9%
5	5	133	<div><div></div></div> 55.9%
7777	Don't know/Não sabe	0	
8888	Refuse/Prefere não responder	1	<div><div></div></div> 0.4%
9999	Not applicable	0	
Sysmiss		2	

Warning: these figures indicate the number of cases found in the data file. They cannot be interpreted as summary statistics of the population of interest.

File : AHRI.CFC.Brazil.Visit2.Dataset.2024

pdate: Date

Information [Type= discrete] [Format=character] [Missing=*]

Statistics [NW/ W] [Valid=238 /-]

psi1_handl_well: I often have a feeling that I cannot handle things very well./ 1. Tenho a sensaçã

Information [Type= discrete] [Format=numeric] [Range= 1-5] [Missing=*]

Statistics [NW/ W] [Valid=238 /-] [Invalid=2 /-]

Value	Label	Cases	Percentage
1	Strongly agree/ Concordo fortemente	12	5.0%
2	Agree/ Concordo	102	42.9%
3	Not sure/Não sei	6	2.5%
4	Disagree/ Discordo	112	47.1%
5	Strongly disagree/Discordo fortemente	6	2.5%
Sysmiss		2	

Warning: these figures indicate the number of cases found in the data file. They cannot be interpreted as summary statistics of the population of interest.

psi2_child_needs: I find myself giving up more of my life to meet my child's needs than I ever expe

Information [Type= discrete] [Format=numeric] [Range= 1-5] [Missing=*]

Statistics [NW/ W] [Valid=238 /-] [Invalid=2 /-]

Value	Label	Cases	Percentage
1	Strongly agree/ Concordo fortemente	17	7.1%
2	Agree/ Concordo	142	59.7%
3	Not sure/Não sei	4	1.7%
4	Disagree/ Discordo	67	28.2%
5	Strongly disagree/Discordo fortemente	8	3.4%
Sysmiss		2	

Warning: these figures indicate the number of cases found in the data file. They cannot be interpreted as summary statistics of the population of interest.

psi3_responsibilities: I feel trapped by my responsibilities as a parent/ 3. Me sinto preso/a pelas minh

Information [Type= discrete] [Format=numeric] [Range= 1-5] [Missing=*]

Statistics [NW/ W] [Valid=238 /-] [Invalid=2 /-]

Value	Label	Cases	Percentage
1	Strongly agree/ Concordo fortemente	10	4.2%
2	Agree/ Concordo	99	41.6%
3	Not sure/Não sei	3	1.3%
4	Disagree/ Discordo	114	47.9%
5	Strongly disagree/Discordo fortemente	12	5.0%
Sysmiss		2	

Warning: these figures indicate the number of cases found in the data file. They cannot be interpreted as summary statistics of the population of interest.

psi4_new_things: Since having this child, I have been unable to do new and different things / 4. D

Information [Type= discrete] [Format=numeric] [Range= 1-5] [Missing=*]

Statistics [NW/ W] [Valid=238 /-] [Invalid=2 /-]

Value	Label	Cases	Percentage
1	Strongly agree/ Concordo fortemente	12	5.0%
2	Agree/ Concordo	84	35.3%

File : AHRI.CFC.Brazil.Visit2.Dataset.2024

psi4_new_things: Since having this child, I have been unable to do new and different things / 4. D

Value	Label	Cases	Percentage
3	Not sure/Não sei	1	0.4%
4	Disagree/ Discordo	130	54.6%
5	Strongly disagree/Discordo fortemente	11	4.6%
Sysmiss		2	

Warning: these figures indicate the number of cases found in the data file. They cannot be interpreted as summary statistics of the population of interest.

psi5_never_things: Since having this child, I feel that I am almost never able to do things that I l

Information	[Type= discrete] [Format=numeric] [Range= 1-5] [Missing=*]
Statistics [NW/ W]	[Valid=238 /-] [Invalid=2 /-]

Value	Label	Cases	Percentage
1	Strongly agree/ Concordo fortemente	12	5.0%
2	Agree/ Concordo	100	42.0%
3	Not sure/Não sei	4	1.7%
4	Disagree/ Discordo	114	47.9%
5	Strongly disagree/Discordo fortemente	8	3.4%
Sysmiss		2	

Warning: these figures indicate the number of cases found in the data file. They cannot be interpreted as summary statistics of the population of interest.

# psi6_unhappy: I am unhappy with the last purchase of clothing I made for myself/ 6. Não fiquei			
Information	[Type= discrete] [Format=numeric] [Range= 1-5] [Missing=*]		
Statistics [NW/ W]	[Valid=238 /-] [Invalid=2 /-]		
Value	Label	Cases	Percentage
1	Strongly agree/ Concordo fortemente	6	<div><div></div></div> 2.5%
2	Agree/ Concordo	68	<div><div></div></div> 28.6%
3	Not sure/Não sei	10	<div><div></div></div> 4.2%
4	Disagree/ Discordo	138	<div><div></div></div> 58.0%
5	Strongly disagree/Discordo fortemente	16	<div><div></div></div> 6.7%
Sysmiss		2	
Warning: these figures indicate the number of cases found in the data file. They cannot be interpreted as summary statistics of the population of interest.			
# psi7_bother_me: There are quite a few things that bother me about my life/HÃ; muitas coisas que m			
Information	[Type= discrete] [Format=numeric] [Range= 1-5] [Missing=*]		
Statistics [NW/ W]	[Valid=238 /-] [Invalid=2 /-]		
Value	Label	Cases	Percentage
1	Strongly agree/ Concordo fortemente	8	<div><div></div></div> 3.4%
2	Agree/ Concordo	96	<div><div></div></div> 40.3%
3	Not sure/Não sei	3	<div><div></div></div> 1.3%
4	Disagree/ Discordo	119	<div><div></div></div> 50.0%
5	Strongly disagree/Discordo fortemente	12	<div><div></div></div> 5.0%
Sysmiss		2	
Warning: these figures indicate the number of cases found in the data file. They cannot be interpreted as summary statistics of the population of interest.			
# psi8_relationship: Having a child has caused more problems than I expected in my relationship with m			
Information	[Type= discrete] [Format=numeric] [Range= 1-5] [Missing=*]		
Statistics [NW/ W]	[Valid=236 /-] [Invalid=4 /-]		
Value	Label	Cases	Percentage
1	Strongly agree/ Concordo fortemente	3	<div><div></div></div> 1.3%
2	Agree/ Concordo	14	<div><div></div></div> 5.9%
3	Not sure/Não sei	0	
4	Disagree/ Discordo	164	<div><div></div></div> 69.5%
5	Strongly disagree/Discordo fortemente	55	<div><div></div></div> 23.3%
Sysmiss		4	
Warning: these figures indicate the number of cases found in the data file. They cannot be interpreted as summary statistics of the population of interest.			
# psi9_feel_alone: I feel alone and without friends/ 9. Me sinto sÃ e sem amigo			
Information	[Type= discrete] [Format=numeric] [Range= 1-5] [Missing=*]		
Statistics [NW/ W]	[Valid=238 /-] [Invalid=2 /-]		
Value	Label	Cases	Percentage
1	Strongly agree/ Concordo fortemente	5	<div><div></div></div> 2.1%
2	Agree/ Concordo	48	<div><div></div></div> 20.2%
3	Not sure/Não sei	0	
4	Disagree/ Discordo	158	<div><div></div></div> 66.4%
5	Strongly disagree/Discordo fortemente	27	<div><div></div></div> 11.3%
Sysmiss		2	
Warning: these figures indicate the number of cases found in the data file. They cannot be interpreted as summary statistics of the population of interest.			

# psi10_party: When I go to a party, I usually expect not to enjoy myself / 10. Raramente me div			
Information	[Type= discrete] [Format=numeric] [Range= 1-5] [Missing=*]		
Statistics [NW/ W]	[Valid=236 /-] [Invalid=4 /-]		
Value	Label	Cases	Percentage
1	Strongly agree/ Concordo fortemente	12	<div><div></div></div> 5.1%
2	Agree/ Concordo	86	<div><div></div></div> 36.4%
3	Not sure/Não sei	6	<div><div></div></div> 2.5%
4	Disagree/ Discordo	116	<div><div></div></div> 49.2%
5	Strongly disagree/Discordo fortemente	16	<div><div></div></div> 6.8%
Sysmiss		4	
Warning: these figures indicate the number of cases found in the data file. They cannot be interpreted as summary statistics of the population of interest.			
# psi11_people: I am not as interested in people as I used to be /NÃ£o tenho tanto interesse nas			
Information	[Type= discrete] [Format=numeric] [Range= 1-5] [Missing=*]		
Statistics [NW/ W]	[Valid=236 /-] [Invalid=4 /-]		
Value	Label	Cases	Percentage
1	Strongly agree/ Concordo fortemente	11	<div><div></div></div> 4.7%
2	Agree/ Concordo	97	<div><div></div></div> 41.1%
3	Not sure/Não sei	5	<div><div></div></div> 2.1%
4	Disagree/ Discordo	112	<div><div></div></div> 47.5%
5	Strongly disagree/Discordo fortemente	11	<div><div></div></div> 4.7%
Sysmiss		4	
Warning: these figures indicate the number of cases found in the data file. They cannot be interpreted as summary statistics of the population of interest.			
# psi12_enjoy_things: I don't enjoy things as I used to / 12. NÃ£o aproveito as coisas como ante			
Information	[Type= discrete] [Format=numeric] [Range= 1-5] [Missing=*]		
Statistics [NW/ W]	[Valid=236 /-] [Invalid=4 /-]		
Value	Label	Cases	Percentage
1	Strongly agree/ Concordo fortemente	5	<div><div></div></div> 2.1%
2	Agree/ Concordo	98	<div><div></div></div> 41.5%
3	Not sure/Não sei	1	<div><div></div></div> 0.4%
4	Disagree/ Discordo	113	<div><div></div></div> 47.9%
5	Strongly disagree/Discordo fortemente	19	<div><div></div></div> 8.1%
Sysmiss		4	
Warning: these figures indicate the number of cases found in the data file. They cannot be interpreted as summary statistics of the population of interest.			
# psi13_feel_good: My child rarely does things that make me feel good/O meu filho raramente faz cois			
Information	[Type= discrete] [Format=numeric] [Range= 1-5] [Missing=*]		
Statistics [NW/ W]	[Valid=236 /-] [Invalid=4 /-]		
Value	Label	Cases	Percentage
1	Strongly agree/ Concordo fortemente	3	<div><div></div></div> 1.3%
2	Agree/ Concordo	48	<div><div></div></div> 20.3%
3	Not sure/Não sei	0	
4	Disagree/ Discordo	143	<div><div></div></div> 60.6%
5	Strongly disagree/Discordo fortemente	42	<div><div></div></div> 17.8%
Sysmiss		4	
Warning: these figures indicate the number of cases found in the data file. They cannot be interpreted as summary statistics of the population of interest.			

# psi14_close_to_me: Most times I feel that my child does not like me and does not want to be close to			
Information	[Type= discrete] [Format=numeric] [Range= 1-5] [Missing=*]		
Statistics [NW/ W]	[Valid=236 /-] [Invalid=4 /-]		
Value	Label	Cases	Percentage
1	Strongly agree/ Concordo fortemente	0	
2	Agree/ Concordo	10	4.2%
3	Not sure/Não sei	0	
4	Disagree/ Discordo	160	67.8%
5	Strongly disagree/Discordo fortemente	66	28.0%
Sysmiss		4	
Warning: these figures indicate the number of cases found in the data file. They cannot be interpreted as summary statistics of the population of interest.			
# psi15_smiles_less: My child smiles at me much less than I expected / 15. O meu filho sorri para mim			
Information	[Type= discrete] [Format=numeric] [Range= 1-5] [Missing=*]		
Statistics [NW/ W]	[Valid=236 /-] [Invalid=4 /-]		
Value	Label	Cases	Percentage
1	Strongly agree/ Concordo fortemente	1	0.4%
2	Agree/ Concordo	27	11.4%
3	Not sure/Não sei	1	0.4%
4	Disagree/ Discordo	154	65.3%
5	Strongly disagree/Discordo fortemente	53	22.5%
Sysmiss		4	
Warning: these figures indicate the number of cases found in the data file. They cannot be interpreted as summary statistics of the population of interest.			
# psi16_not_appreciated: When I do things for my child, I get the feeling that my efforts are not apprecia			
Information	[Type= discrete] [Format=numeric] [Range= 1-5] [Missing=*]		
Statistics [NW/ W]	[Valid=236 /-] [Invalid=4 /-]		
Value	Label	Cases	Percentage
1	Strongly agree/ Concordo fortemente	0	
2	Agree/ Concordo	27	11.4%
3	Not sure/Não sei	3	1.3%
4	Disagree/ Discordo	161	68.2%
5	Strongly disagree/Discordo fortemente	45	19.1%
Sysmiss		4	
Warning: these figures indicate the number of cases found in the data file. They cannot be interpreted as summary statistics of the population of interest.			
# psi17_giggle: When playing, my child doesn't often giggle or laugh/ 17. Meu filho não sorri ou			
Information	[Type= discrete] [Format=numeric] [Range= 1-5] [Missing=*]		
Statistics [NW/ W]	[Valid=236 /-] [Invalid=4 /-]		
Value	Label	Cases	Percentage
1	Strongly agree/ Concordo fortemente	0	
2	Agree/ Concordo	11	4.7%
3	Not sure/Não sei	0	
4	Disagree/ Discordo	167	70.8%
5	Strongly disagree/Discordo fortemente	58	24.6%
Sysmiss		4	
Warning: these figures indicate the number of cases found in the data file. They cannot be interpreted as summary statistics of the population of interest.			

# psi18_slow_learn: My child doesn't seem to learn as quickly as most children /Meu filho parece nÃ£o			
Information	[Type= discrete] [Format=numeric] [Range= 1-5] [Missing=*]		
Statistics [NW/ W]	[Valid=235 /-] [Invalid=5 /-]		
Value	Label	Cases	Percentage
1	Strongly agree/ Concordo fortemente	0	
2	Agree/ Concordo	19	<div><div></div></div> 8.1%
3	Not sure/NÃ£o sei	1	<div><div></div></div> 0.4%
4	Disagree/ Discordo	154	<div><div></div></div> 65.5%
5	Strongly disagree/Discordo fortemente	61	<div><div></div></div> 26.0%
Sysmiss		5	
Warning: these figures indicate the number of cases found in the data file. They cannot be interpreted as summary statistics of the population of interest.			
# psi19_smile_most: My child doesn't seem to smile as much as most children / 19. Meu filho parece nÃ			
Information	[Type= discrete] [Format=numeric] [Range= 1-5] [Missing=*]		
Statistics [NW/ W]	[Valid=236 /-] [Invalid=4 /-]		
Value	Label	Cases	Percentage
1	Strongly agree/ Concordo fortemente	0	
2	Agree/ Concordo	15	<div><div></div></div> 6.4%
3	Not sure/NÃ£o sei	2	<div><div></div></div> 0.8%
4	Disagree/ Discordo	158	<div><div></div></div> 66.9%
5	Strongly disagree/Discordo fortemente	61	<div><div></div></div> 25.8%
Sysmiss		4	
Warning: these figures indicate the number of cases found in the data file. They cannot be interpreted as summary statistics of the population of interest.			
# psi20_do_much: My child is not able to do as much as I expected / 20.Meu filho nÃ£o consegue faz			
Information	[Type= discrete] [Format=numeric] [Range= 1-5] [Missing=*]		
Statistics [NW/ W]	[Valid=236 /-] [Invalid=4 /-]		
Value	Label	Cases	Percentage
1	Strongly agree/ Concordo fortemente	1	<div><div></div></div> 0.4%
2	Agree/ Concordo	23	<div><div></div></div> 9.7%
3	Not sure/NÃ£o sei	0	
4	Disagree/ Discordo	158	<div><div></div></div> 66.9%
5	Strongly disagree/Discordo fortemente	54	<div><div></div></div> 22.9%
Sysmiss		4	
Warning: these figures indicate the number of cases found in the data file. They cannot be interpreted as summary statistics of the population of interest.			
# psi21_new_things: It takes a long time and it is very hard for my child to get used to new things /			
Information	[Type= discrete] [Format=numeric] [Range= 1-5] [Missing=*]		
Statistics [NW/ W]	[Valid=236 /-] [Invalid=4 /-]		
Value	Label	Cases	Percentage
1	Strongly agree/ Concordo fortemente	0	
2	Agree/ Concordo	35	<div><div></div></div> 14.8%
3	Not sure/NÃ£o sei	1	<div><div></div></div> 0.4%
4	Disagree/ Discordo	156	<div><div></div></div> 66.1%
5	Strongly disagree/Discordo fortemente	44	<div><div></div></div> 18.6%
Sysmiss		4	
Warning: these figures indicate the number of cases found in the data file. They cannot be interpreted as summary statistics of the population of interest.			

# psi22_warmer_feel: I expected to have closer and warmer feelings for my child than I do and this bot			
Information	[Type= discrete] [Format=numeric] [Range= 1-5] [Missing=*]		
Statistics [NW/ W]	[Valid=236 /-] [Invalid=4 /-]		
Value	Label	Cases	Percentage
1	Strongly agree/ Concordo fortemente	0	
2	Agree/ Concordo	20	<div><div></div></div> 8.5%
3	Not sure/Não sei	0	
4	Disagree/ Discordo	150	<div><div></div></div> 63.6%
5	Strongly disagree/Discordo fortemente	66	<div><div></div></div> 28.0%
Sysmiss		4	
Warning: these figures indicate the number of cases found in the data file. They cannot be interpreted as summary statistics of the population of interest.			
# psi23_bother_me: Sometimes my child does things that bother me just to be mean / 23. Às vezes o m			
Information	[Type= discrete] [Format=numeric] [Range= 1-5] [Missing=*]		
Statistics [NW/ W]	[Valid=236 /-] [Invalid=4 /-]		
Value	Label	Cases	Percentage
1	Strongly agree/ Concordo fortemente	0	
2	Agree/ Concordo	31	<div><div></div></div> 13.1%
3	Not sure/Não sei	2	<div><div></div></div> 0.8%
4	Disagree/ Discordo	159	<div><div></div></div> 67.4%
5	Strongly disagree/Discordo fortemente	44	<div><div></div></div> 18.6%
Sysmiss		4	
Warning: these figures indicate the number of cases found in the data file. They cannot be interpreted as summary statistics of the population of interest.			
# psi24_cry_more: My child seems to cry or fuss more often than most children / 24. O meu filho par			
Information	[Type= discrete] [Format=numeric] [Range= 1-5] [Missing=*]		
Statistics [NW/ W]	[Valid=236 /-] [Invalid=4 /-]		
Value	Label	Cases	Percentage
1	Strongly agree/ Concordo fortemente	1	<div><div></div></div> 0.4%
2	Agree/ Concordo	41	<div><div></div></div> 17.4%
3	Not sure/Não sei	0	
4	Disagree/ Discordo	158	<div><div></div></div> 66.9%
5	Strongly disagree/Discordo fortemente	36	<div><div></div></div> 15.3%
Sysmiss		4	
Warning: these figures indicate the number of cases found in the data file. They cannot be interpreted as summary statistics of the population of interest.			
# psi25_bad_mood: My child generally wakes up in a bad mood / 25. O meu filho geralmente acorda de			
Information	[Type= discrete] [Format=numeric] [Range= 1-5] [Missing=*]		
Statistics [NW/ W]	[Valid=236 /-] [Invalid=4 /-]		
Value	Label	Cases	Percentage
1	Strongly agree/ Concordo fortemente	1	<div><div></div></div> 0.4%
2	Agree/ Concordo	44	<div><div></div></div> 18.6%
3	Not sure/Não sei	0	
4	Disagree/ Discordo	151	<div><div></div></div> 64.0%
5	Strongly disagree/Discordo fortemente	40	<div><div></div></div> 16.9%
Sysmiss		4	
Warning: these figures indicate the number of cases found in the data file. They cannot be interpreted as summary statistics of the population of interest.			

# psi26_moody: I feel that my child is very moody and easily upset/ 26. Meu filho Ã© muito mal-h			
Information	[Type= discrete] [Format=numeric] [Range= 1-5] [Missing=*]		
Statistics [NW/ W]	[Valid=236 /-] [Invalid=4 /-]		
Value	Label	Cases	Percentage
1	Strongly agree/ Concordo fortemente	0	
2	Agree/ Concordo	34	<div><div></div></div> 14.4%
3	Not sure/Não sei	1	<div><div></div></div> 0.4%
4	Disagree/ Discordo	157	<div><div></div></div> 66.5%
5	Strongly disagree/Discordo fortemente	44	<div><div></div></div> 18.6%
Sysmiss		4	
Warning: these figures indicate the number of cases found in the data file. They cannot be interpreted as summary statistics of the population of interest.			
# psi27_bother_great: My child does a few things which bother me a great deal / 27. O meu filho faz alg			
Information	[Type= discrete] [Format=numeric] [Range= 1-5] [Missing=*]		
Statistics [NW/ W]	[Valid=236 /-] [Invalid=4 /-]		
Value	Label	Cases	Percentage
1	Strongly agree/ Concordo fortemente	0	
2	Agree/ Concordo	32	<div><div></div></div> 13.6%
3	Not sure/Não sei	0	
4	Disagree/ Discordo	162	<div><div></div></div> 68.6%
5	Strongly disagree/Discordo fortemente	42	<div><div></div></div> 17.8%
Sysmiss		4	
Warning: these figures indicate the number of cases found in the data file. They cannot be interpreted as summary statistics of the population of interest.			
# psi28_reacts_strong: My child reacts very strongly when something happens that my child doesn't like/			
Information	[Type= discrete] [Format=numeric] [Range= 1-5] [Missing=*]		
Statistics [NW/ W]	[Valid=236 /-] [Invalid=4 /-]		
Value	Label	Cases	Percentage
1	Strongly agree/ Concordo fortemente	0	
2	Agree/ Concordo	41	<div><div></div></div> 17.4%
3	Not sure/Não sei	0	
4	Disagree/ Discordo	152	<div><div></div></div> 64.4%
5	Strongly disagree/Discordo fortemente	43	<div><div></div></div> 18.2%
Sysmiss		4	
Warning: these figures indicate the number of cases found in the data file. They cannot be interpreted as summary statistics of the population of interest.			
# psi29_upset_easily: My child gets upset easily over the smallest thing/ 29. O meu filho se aborrece f			
Information	[Type= discrete] [Format=numeric] [Range= 1-5] [Missing=*]		
Statistics [NW/ W]	[Valid=236 /-] [Invalid=4 /-]		
Value	Label	Cases	Percentage
1	Strongly agree/ Concordo fortemente	0	
2	Agree/ Concordo	62	<div><div></div></div> 26.3%
3	Not sure/Não sei	0	
4	Disagree/ Discordo	138	<div><div></div></div> 58.5%
5	Strongly disagree/Discordo fortemente	36	<div><div></div></div> 15.3%
Sysmiss		4	
Warning: these figures indicate the number of cases found in the data file. They cannot be interpreted as summary statistics of the population of interest.			

# psi30_eatingschedule: My child sleeping or eating schedule was much harder to establish than I expected			
Information	[Type= discrete] [Format=numeric] [Range= 1-5] [Missing=*]		
Statistics [NW/ W]	[Valid=236 /-] [Invalid=4 /-]		
Value	Label	Cases	Percentage
1	Strongly agree/ Concordo fortemente	2	0.8%
2	Agree/ Concordo	88	37.3%
3	Not sure/Não sei	3	1.3%
4	Disagree/ Discordo	122	51.7%
5	Strongly disagree/Discordo fortemente	21	8.9%
Sysmiss		4	
Warning: these figures indicate the number of cases found in the data file. They cannot be interpreted as summary statistics of the population of interest.			
# psi31_really_bother: There are some things my child does that really bother me a lot/ 31. Algumas coisas			
Information	[Type= discrete] [Format=numeric] [Range= 1-5] [Missing=*]		
Statistics [NW/ W]	[Valid=236 /-] [Invalid=4 /-]		
Value	Label	Cases	Percentage
1	Strongly agree/ Concordo fortemente	0	
2	Agree/ Concordo	32	13.6%
3	Not sure/Não sei	0	
4	Disagree/ Discordo	163	69.1%
5	Strongly disagree/Discordo fortemente	41	17.4%
Sysmiss		4	
Warning: these figures indicate the number of cases found in the data file. They cannot be interpreted as summary statistics of the population of interest.			
# psi32_problem_child: My child turned out to be more of a problem than I had had expected / 32. Meu filho			
Information	[Type= discrete] [Format=numeric] [Range= 1-5] [Missing=*]		
Statistics [NW/ W]	[Valid=236 /-] [Invalid=4 /-]		
Value	Label	Cases	Percentage
1	Strongly agree/ Concordo fortemente	0	
2	Agree/ Concordo	7	3.0%
3	Not sure/Não sei	0	
4	Disagree/ Discordo	148	62.7%
5	Strongly disagree/Discordo fortemente	81	34.3%
Sysmiss		4	
Warning: these figures indicate the number of cases found in the data file. They cannot be interpreted as summary statistics of the population of interest.			
# psi33_child_demands: My child makes more demands on me than most children/ 33. Meu filho exige mais de			
Information	[Type= discrete] [Format=numeric] [Range= 1-5] [Missing=*]		
Statistics [NW/ W]	[Valid=236 /-] [Invalid=4 /-]		
Value	Label	Cases	Percentage
1	Strongly agree/ Concordo fortemente	0	
2	Agree/ Concordo	42	17.8%
3	Not sure/Não sei	0	
4	Disagree/ Discordo	155	65.7%
5	Strongly disagree/Discordo fortemente	39	16.5%
Sysmiss		4	
Warning: these figures indicate the number of cases found in the data file. They cannot be interpreted as summary statistics of the population of interest.			

# psi34_num_bother: Think carefully and count the number of things which your child does that bother			
Information	[Type= discrete] [Format=numeric] [Range= 1-5] [Missing=*]		
Statistics [NW/ W]	[Valid=234 -/] [Invalid=6 -/]		
Value	Label	Cases	Percentage
1	10+	1	0.4%
2	8 or/ou 9	2	0.9%
3	6 or/ou 7	2	0.9%
4	4 or/ou 6	24	10.3%
5	1-3	205	87.6%
Sysmiss		6	
Warning: these figures indicate the number of cases found in the data file. They cannot be interpreted as summary statistics of the population of interest.			
# psi35_feel_i_am: I feel that I am /Eu sinto que			
Information	[Type= discrete] [Format=numeric] [Range= 1-5] [Missing=*]		
Statistics [NW/ W]	[Valid=238 -/] [Invalid=2 -/]		
Value	Label	Cases	Percentage
1	Not very good at being a parent/ Não sou muito bom/boa em ser pai/mãe/ cuidador(a)	6	2.5%
2	A person who has some trouble being a parent/Tenho problemas em ser pai/mãe/ cuidador(a)	0	
3	An average parent/ Sou um/a pai/mãe/ cuidador(a) mediano/a	38	16.0%
4	A better than an average parent/ Sou um/a pai/mãe/ cuidador(a) acima da média	50	21.0%
5	A very good parent/ Sou um/a pai/mãe/ cuidador(a) excelente	144	60.5%
Sysmiss		2	
Warning: these figures indicate the number of cases found in the data file. They cannot be interpreted as summary statistics of the population of interest.			
# psi36_stop_child: I have found that getting my child to do something or stop doing something is: /D			
Information	[Type= discrete] [Format=numeric] [Range= 1-5] [Missing=*]		
Statistics [NW/ W]	[Valid=238 -/] [Invalid=2 -/]		
Value	Label	Cases	Percentage
1	Much harder than I expected/Muito mais difícil do que eu esperava	7	2.9%
2	Somewhat harder than I expected/Um pouco mais difícil do que eu esperava	73	30.7%
3	About as hard as I expected/Tão difícil quanto eu esperava	15	6.3%
4	Somewhat easier than I expected/Um pouco mais fácil do que eu esperava	111	46.6%
5	Much easier than I expected/Muito mais fácil do que eu esperava	32	13.4%
Sysmiss		2	
Warning: these figures indicate the number of cases found in the data file. They cannot be interpreted as summary statistics of the population of interest.			
# fad14: You can't tell how a person is feeling from what they are saying. /Não é possível			
Information	[Type= discrete] [Format=numeric] [Range= 1-4] [Missing=*]		
Statistics [NW/ W]	[Valid=238 -/] [Invalid=2 -/]		
Value	Label	Cases	Percentage
1	Strongly agree/Concordo fortemente	23	9.7%
2	Agree/Concordo	104	43.7%
3	Disagree/Discordo	98	41.2%
4	Strongly disagree/Discordo fortemente	13	5.5%

# fad14: You can't tell how a person is feeling from what they are saying. /NÃ£o Ã© possÃ			
Value	Label	Cases	Percentage
Sysmiss		2	
Warning: these figures indicate the number of cases found in the data file. They cannot be interpreted as summary statistics of the population of interest.			
# fad15: Family tasks don't get spread around enough./As tarefas familiares nÃ£o sÃ£o divi			
Information	[Type= discrete] [Format=numeric] [Range= 1-4] [Missing=*]		
Statistics [NW/ W]	[Valid=238 /-] [Invalid=2 /-]		
Value	Label	Cases	Percentage
1	Strongly agree/Concordo fortemente	26	10.9%
2	Agree/Concordo	86	36.1%
3	Disagree/Discordo	115	48.3%
4	Strongly disagree/Discordo fortemente	11	4.6%
Sysmiss		2	
Warning: these figures indicate the number of cases found in the data file. They cannot be interpreted as summary statistics of the population of interest.			
# fad19: Some of us just don't respond emotionally./ Alguns de nÃ³s nunca demonstram emoÃ§			
Information	[Type= discrete] [Format=numeric] [Range= 1-4] [Missing=*]		
Statistics [NW/ W]	[Valid=238 /-] [Invalid=2 /-]		
Value	Label	Cases	Percentage
1	Strongly agree/Concordo fortemente	14	5.9%
2	Agree/Concordo	106	44.5%
3	Disagree/Discordo	105	44.1%
4	Strongly disagree/Discordo fortemente	13	5.5%
Sysmiss		2	
Warning: these figures indicate the number of cases found in the data file. They cannot be interpreted as summary statistics of the population of interest.			
# fad25: We are too self centered. /Somos muito egocÃªtricos			
Information	[Type= discrete] [Format=numeric] [Range= 1-4] [Missing=*]		
Statistics [NW/ W]	[Valid=238 /-] [Invalid=2 /-]		
Value	Label	Cases	Percentage
1	Strongly agree/Concordo fortemente	8	3.4%
2	Agree/Concordo	34	14.3%
3	Disagree/Discordo	162	68.1%
4	Strongly disagree/Discordo fortemente	34	14.3%
Sysmiss		2	
Warning: these figures indicate the number of cases found in the data file. They cannot be interpreted as summary statistics of the population of interest.			
# fad20: We know what to do in an emergency./Sabemos o que fazer em uma emergÃªnci			
Information	[Type= discrete] [Format=numeric] [Range= 1-4] [Missing=*]		
Statistics [NW/ W]	[Valid=236 /-] [Invalid=4 /-]		
Value	Label	Cases	Percentage
1	Strongly agree/Concordo fortemente	39	16.5%
2	Agree/Concordo	166	70.3%
3	Disagree/Discordo	29	12.3%
4	Strongly disagree/Discordo fortemente	2	0.8%
Sysmiss		4	
Warning: these figures indicate the number of cases found in the data file. They cannot be interpreted as summary statistics of the population of interest.			

# fad27: We have no clear expectations about toilet habits./Não temos expectativas claras			
Information	[Type= discrete] [Format=numeric] [Range= 1-4] [Missing=*]		
Statistics [NW/ W]	[Valid=236 /-] [Invalid=4 /-]		
Value	Label	Cases	Percentage
1	Strongly agree/Concordo fortemente	1	0.4%
2	Agree/Concordo	33	14.0%
3	Disagree/Discordo	141	59.7%
4	Strongly disagree/Discordo fortemente	61	25.8%
Sysmiss		4	
Warning: these figures indicate the number of cases found in the data file. They cannot be interpreted as summary statistics of the population of interest.			
# fad47: If the rules are broken, we don't know what to expect./ Se as regras forem quebra			
Information	[Type= discrete] [Format=numeric] [Range= 1-4] [Missing=*]		
Statistics [NW/ W]	[Valid=236 /-] [Invalid=4 /-]		
Value	Label	Cases	Percentage
1	Strongly agree/Concordo fortemente	2	0.8%
2	Agree/Concordo	83	35.2%
3	Disagree/Discordo	140	59.3%
4	Strongly disagree/Discordo fortemente	11	4.7%
Sysmiss		4	
Warning: these figures indicate the number of cases found in the data file. They cannot be interpreted as summary statistics of the population of interest.			
# fad06: In time of crisis we can turn to each other for support. /Em tempos de crise pode			
Information	[Type= discrete] [Format=numeric] [Range= 1-4] [Missing=*]		
Statistics [NW/ W]	[Valid=236 /-] [Invalid=4 /-]		
Value	Label	Cases	Percentage
1	Strongly agree/Concordo fortemente	43	18.2%
2	Agree/Concordo	158	66.9%
3	Disagree/Discordo	33	14.0%
4	Strongly disagree/Discordo fortemente	2	0.8%
Sysmiss		4	
Warning: these figures indicate the number of cases found in the data file. They cannot be interpreted as summary statistics of the population of interest.			
# fad26: We can express feelings to each other./ Somos capazes de expressar sentimentos un			
Information	[Type= discrete] [Format=numeric] [Range= 1-4] [Missing=*]		
Statistics [NW/ W]	[Valid=236 /-] [Invalid=4 /-]		
Value	Label	Cases	Percentage
1	Strongly agree/Concordo fortemente	41	17.4%
2	Agree/Concordo	167	70.8%
3	Disagree/Discordo	26	11.0%
4	Strongly disagree/Discordo fortemente	2	0.8%
Sysmiss		4	
Warning: these figures indicate the number of cases found in the data file. They cannot be interpreted as summary statistics of the population of interest.			
# fad41: Making decisions is a problem for our family. /Tomar decisões é um problema em			
Information	[Type= discrete] [Format=numeric] [Range= 1-4] [Missing=*]		
Statistics [NW/ W]	[Valid=236 /-] [Invalid=4 /-]		

fad41: Making decisions is a problem for our family. /Tomar decis es   um problema em

Value	Label	Cases	Percentage
1	Strongly agree/Concordo fortemente	5	2.1%
2	Agree/Concordo	73	30.9%
3	Disagree/Discordo	138	58.5%
4	Strongly disagree/Discordo fortemente	20	8.5%
Sysmiss		4	

Warning: these figures indicate the number of cases found in the data file. They cannot be interpreted as summary statistics of the population of interest.

fad51: We don't get along well together./N o nos damos bem

Information	[Type= discrete] [Format=numeric] [Range= 1-4] [Missing=*]
Statistics [NW/ W]	[Valid=236 /-] [Invalid=4 /-]

Value	Label	Cases	Percentage
1	Strongly agree/Concordo fortemente	6	2.5%
2	Agree/Concordo	28	11.9%
3	Disagree/Discordo	157	66.5%
4	Strongly disagree/Discordo fortemente	45	19.1%
Sysmiss		4	

Warning: these figures indicate the number of cases found in the data file. They cannot be interpreted as summary statistics of the population of interest.

fad56: We confide in each other./ Confiamos uns nos outros

Information	[Type= discrete] [Format=numeric] [Range= 1-4] [Missing=*]
Statistics [NW/ W]	[Valid=236 /-] [Invalid=4 /-]

Value	Label	Cases	Percentage
1	Strongly agree/Concordo fortemente	41	17.4%
2	Agree/Concordo	146	61.9%
3	Disagree/Discordo	43	18.2%
4	Strongly disagree/Discordo fortemente	6	2.5%
Sysmiss		4	

Warning: these figures indicate the number of cases found in the data file. They cannot be interpreted as summary statistics of the population of interest.

ss_person_there: There is a special person who is around when I am in need./ Existe uma pessoa esp

Information	[Type= discrete] [Format=numeric] [Range= 1-7] [Missing=*]
Statistics [NW/ W]	[Valid=238 /-] [Invalid=2 /-]

Value	Label	Cases	Percentage
1	Very strongly disagree/ Discorda totalmente	4	1.7%
2	Strongly disagree/ Discordo fortemente	16	6.7%
3	Mildly disagree/ Discordo parcialmente	4	1.7%
4	Neutral/ Sou neutro	1	0.4%
5	Mildly agree/ Concordo parcialmente	26	10.9%
6	Strongly agree/ Concordo fortemente	122	51.3%
7	Very strongly agree/Concordo totalmente	65	27.3%
Sysmiss		2	

Warning: these figures indicate the number of cases found in the data file. They cannot be interpreted as summary statistics of the population of interest.

ss_family_support: I get the emotional help & support I need from my family. /Eu recebo a ajuda e o

Information	[Type= discrete] [Format=numeric] [Range= 1-7] [Missing=*]
Statistics [NW/ W]	[Valid=238 /-] [Invalid=2 /-]

# ss_family_support: I get the emotional help & support I need from my family. /Eu recebo a ajuda e o			
Value	Label	Cases	Percentage
1	Very strongly disagree/ Discorda totalmente	11	<div><div></div></div> 4.6%
2	Strongly disagree/ Discordo fortemente	20	<div><div></div></div> 8.4%
3	Mildly disagree/ Discordo parcialmente	16	<div><div></div></div> 6.7%
4	Neutral/ Sou neutro	1	<div><div></div></div> 0.4%
5	Mildly agree/ Concordo parcialmente	29	<div><div></div></div> 12.2%
6	Strongly agree/ Concordo fortemente	102	<div><div></div></div> 42.9%
7	Very strongly agree/Concordo totalmente	59	<div><div></div></div> 24.8%
Sysmiss		2	
Warning: these figures indicate the number of cases found in the data file. They cannot be interpreted as summary statistics of the population of interest.			
# ss_person_comfort: I have a special person who is a real source of comfort to me./Eu tenho uma pesso			
Information	[Type= discrete] [Format=numeric] [Range= 1-7] [Missing=*]		
Statistics [NW/ W]	[Valid=238 -] [Invalid=2 -]		
Value	Label	Cases	Percentage
1	Very strongly disagree/ Discorda totalmente	3	<div><div></div></div> 1.3%
2	Strongly disagree/ Discordo fortemente	11	<div><div></div></div> 4.6%
3	Mildly disagree/ Discordo parcialmente	4	<div><div></div></div> 1.7%
4	Neutral/ Sou neutro	0	
5	Mildly agree/ Concordo parcialmente	25	<div><div></div></div> 10.5%
6	Strongly agree/ Concordo fortemente	127	<div><div></div></div> 53.4%
7	Very strongly agree/Concordo totalmente	68	<div><div></div></div> 28.6%
Sysmiss		2	
Warning: these figures indicate the number of cases found in the data file. They cannot be interpreted as summary statistics of the population of interest.			
# ss_friends_wrong: I can count on my friends when things go wrong./Eu posso contar com meus amigos q			
Information	[Type= discrete] [Format=numeric] [Range= 1-7] [Missing=*]		
Statistics [NW/ W]	[Valid=238 -] [Invalid=2 -]		
Value	Label	Cases	Percentage
1	Very strongly disagree/ Discorda totalmente	32	<div><div></div></div> 13.4%
2	Strongly disagree/ Discordo fortemente	49	<div><div></div></div> 20.6%
3	Mildly disagree/ Discordo parcialmente	44	<div><div></div></div> 18.5%
4	Neutral/ Sou neutro	3	<div><div></div></div> 1.3%
5	Mildly agree/ Concordo parcialmente	46	<div><div></div></div> 19.3%
6	Strongly agree/ Concordo fortemente	47	<div><div></div></div> 19.7%
7	Very strongly agree/Concordo totalmente	17	<div><div></div></div> 7.1%
Sysmiss		2	
Warning: these figures indicate the number of cases found in the data file. They cannot be interpreted as summary statistics of the population of interest.			
# pr_frequent_conflicts: Do you and your partner have frequent conflicts? /VocÃª e seu/sua parceiro/a tÃm			
Information	[Type= discrete] [Format=numeric] [Range= 0-7777] [Missing=*]		
Statistics [NW/ W]	[Valid=238 -] [Invalid=2 -]		
Value	Label	Cases	Percentage
0	No/Não	162	<div><div></div></div> 68.1%
1	Yes/Sim	33	<div><div></div></div> 13.9%
2	Sometimes/Às vezes	43	<div><div></div></div> 18.1%
7777	Don't know/Não sabe	0	

# pr_frequent_conflicts: Do you and your partner have frequent conflicts? /Você e seu/sua parceiro/a têm			
Value	Label	Cases	Percentage
Sysmiss		2	
Warning: these figures indicate the number of cases found in the data file. They cannot be interpreted as summary statistics of the population of interest.			
# pr_partner_problems: Can you talk to your partner about any problems you might have? /Você se sente c			
Information	[Type= discrete] [Format=numeric] [Range= 0-7777] [Missing=*]		
Statistics [NW/ W]	[Valid=238 /-] [Invalid=2 /-]		
Value	Label	Cases	Percentage
0	No/Não	46	<div></div> 19.3%
1	Yes/Sim	169	<div></div> 71.0%
2	Sometimes/Às vezes	23	<div></div> 9.7%
7777	Don't know/Não sabe	0	
Sysmiss		2	
Warning: these figures indicate the number of cases found in the data file. They cannot be interpreted as summary statistics of the population of interest.			
# pr_harder: Do you feel that your partner makes things harder for you because of the way he/s			
Information	[Type= discrete] [Format=numeric] [Range= 0-7777] [Missing=*]		
Statistics [NW/ W]	[Valid=238 /-] [Invalid=2 /-]		
Value	Label	Cases	Percentage
0	No/Não	141	<div></div> 59.2%
1	Yes/Sim	61	<div></div> 25.6%
2	Sometimes/Às vezes	36	<div></div> 15.1%
7777	Don't know/Não sabe	0	
Sysmiss		2	
Warning: these figures indicate the number of cases found in the data file. They cannot be interpreted as summary statistics of the population of interest.			

# stress_killed: Have you or a member of your close family been in real danger of being killed?/ V			
Information	[Type= discrete] [Format=numeric] [Range= 0-7777] [Missing=*]		
Statistics [NW/ W]	[Valid=238 -/] [Invalid=2 -/]		
Value	Label	Cases	Percentage
0	No/Não	196	<div><div></div></div> 82.4%
1	Yes/Sim	42	<div><div></div></div> 17.6%
2	Sometimes/Às vezes	0	
7777	Don't know/Não sabe	0	
Sysmiss		2	
Warning: these figures indicate the number of cases found in the data file. They cannot be interpreted as summary statistics of the population of interest.			
# stress_crime: Did you witness a violent crime (e.g. murder, robbery, assault, rape)? /VocÃª tes			
Information	[Type= discrete] [Format=numeric] [Range= 0-7777] [Missing=*]		
Statistics [NW/ W]	[Valid=238 -/] [Invalid=2 -/]		
Value	Label	Cases	Percentage
0	No/Não	226	<div><div></div></div> 95.0%
1	Yes/Sim	12	<div><div></div></div> 5.0%
2	Sometimes/Às vezes	0	
7777	Don't know/Não sabe	0	
Sysmiss		2	
Warning: these figures indicate the number of cases found in the data file. They cannot be interpreted as summary statistics of the population of interest.			
# stress_debt: Have you found that you are in so much debt that you don't know how you will repa			
Information	[Type= discrete] [Format=numeric] [Range= 0-7777] [Missing=*]		
Statistics [NW/ W]	[Valid=238 -/] [Invalid=2 -/]		
Value	Label	Cases	Percentage
0	No/Não	172	<div><div></div></div> 72.3%
1	Yes/Sim	66	<div><div></div></div> 27.7%
2	Sometimes/Às vezes	0	
7777	Don't know/Não sabe	0	
Sysmiss		2	
Warning: these figures indicate the number of cases found in the data file. They cannot be interpreted as summary statistics of the population of interest.			
# stress_basics: Have you or your close family ever had too little money for basics, such as food,			
Information	[Type= discrete] [Format=numeric] [Range= 0-7777] [Missing=*]		
Statistics [NW/ W]	[Valid=238 -/] [Invalid=2 -/]		
Value	Label	Cases	Percentage
0	No/Não	101	<div><div></div></div> 42.4%
1	Yes/Sim	137	<div><div></div></div> 57.6%
2	Sometimes/Às vezes	0	
7777	Don't know/Não sabe	0	
Sysmiss		2	
Warning: these figures indicate the number of cases found in the data file. They cannot be interpreted as summary statistics of the population of interest.			
# stress_ill: Have you or anyone in your close family been seriously ill? /VocÃª ou alguÃ©m da			
Information	[Type= discrete] [Format=numeric] [Range= 0-7777] [Missing=*]		
Statistics [NW/ W]	[Valid=238 -/] [Invalid=2 -/]		

# stress_ill: Have you or anyone in your close family been seriously ill? /VocÃª ou alguÃ©m da			
Value	Label	Cases	Percentage
0	No/NÃ£o	174	<div><div></div></div> 73.1%
1	Yes/Sim	64	<div><div></div></div> 26.9%
2	Sometimes/Às vezes	0	
7777	Don't know/NÃ£o sabe	0	
Sysmiss		2	
Warning: these figures indicate the number of cases found in the data file. They cannot be interpreted as summary statistics of the population of interest.			
# stress_die: Did any member of your close family die? /Algum membro da sua famÃlia morreu?			
Information	[Type= discrete] [Format=numeric] [Range= 0-7777] [Missing=*]		
Statistics [NW/ W]	[Valid=238 -] [Invalid=2 -]		
Value	Label	Cases	Percentage
0	No/NÃ£o	164	<div><div></div></div> 68.9%
1	Yes/Sim	74	<div><div></div></div> 31.1%
2	Sometimes/Às vezes	0	
7777	Don't know/NÃ£o sabe	0	
Sysmiss		2	
Warning: these figures indicate the number of cases found in the data file. They cannot be interpreted as summary statistics of the population of interest.			
# stress_disability: Is there anyone in your close family with a serious disability (e.g. epilepsy, me			
Information	[Type= discrete] [Format=numeric] [Range= 0-7777] [Missing=*]		
Statistics [NW/ W]	[Valid=238 -] [Invalid=2 -]		
Value	Label	Cases	Percentage
0	No/NÃ£o	189	<div><div></div></div> 79.4%
1	Yes/Sim	49	<div><div></div></div> 20.6%
2	Sometimes/Às vezes	0	
7777	Don't know/NÃ£o sabe	0	
Sysmiss		2	
Warning: these figures indicate the number of cases found in the data file. They cannot be interpreted as summary statistics of the population of interest.			
# stress_addiction: Is there anyone in your close family who has a problem with drugs or alcohol? /HÃ			
Information	[Type= discrete] [Format=numeric] [Range= 0-7777] [Missing=*]		
Statistics [NW/ W]	[Valid=238 -] [Invalid=2 -]		
Value	Label	Cases	Percentage
0	No/NÃ£o	154	<div><div></div></div> 64.7%
1	Yes/Sim	84	<div><div></div></div> 35.3%
2	Sometimes/Às vezes	0	
7777	Don't know/NÃ£o sabe	0	
Sysmiss		2	
Warning: these figures indicate the number of cases found in the data file. They cannot be interpreted as summary statistics of the population of interest.			
# stress_breakup: Have you had a break-up with your husband or partner? /VocÃª passou por um tÃ©rmi			
Information	[Type= discrete] [Format=numeric] [Range= 0-7777] [Missing=*]		
Statistics [NW/ W]	[Valid=238 -] [Invalid=2 -]		
Value	Label	Cases	Percentage
0	No/NÃ£o	185	<div><div></div></div> 77.7%
1	Yes/Sim	53	<div><div></div></div> 22.3%

# stress_breakup: Have you had a break-up with your husband or partner? /VocÃª passou por um tÃ©rmi			
Value	Label	Cases	Percentage
2	Sometimes/Às vezes	0	
7777	Don't know/Não sabe	0	
Sysmiss		2	
Warning: these figures indicate the number of cases found in the data file. They cannot be interpreted as summary statistics of the population of interest.			
# stress_beaten: Has your husband or partner hit or beaten you? /Seu marido/esposa ou parceiro/a j			
Information	[Type= discrete] [Format=numeric] [Range= 0-7777] [Missing=*]		
Statistics [NW/ W]	[Valid=238 -/] [Invalid=2 -/]		
Value	Label	Cases	Percentage
0	No/Não	224	<div><div></div></div> 94.1%
1	Yes/Sim	14	<div><div></div></div> 5.9%
2	Sometimes/Às vezes	0	
7777	Don't know/Não sabe	0	
Sysmiss		2	
Warning: these figures indicate the number of cases found in the data file. They cannot be interpreted as summary statistics of the population of interest.			
# stress_fight: Have you had any serious fight or alienation from members of your family or your			
Information	[Type= discrete] [Format=numeric] [Range= 0-7777] [Missing=*]		
Statistics [NW/ W]	[Valid=238 -/] [Invalid=2 -/]		
Value	Label	Cases	Percentage
0	No/Não	179	<div><div></div></div> 75.2%
1	Yes/Sim	59	<div><div></div></div> 24.8%
2	Sometimes/Às vezes	0	
7777	Don't know/Não sabe	0	
Sysmiss		2	
Warning: these figures indicate the number of cases found in the data file. They cannot be interpreted as summary statistics of the population of interest.			
# stress_12mdie: Has anyone close to you died in the last 12 months?/AlguÃ©m prÃ³ximo de vocÃª fal			
Information	[Type= discrete] [Format=numeric] [Range= 0-7777] [Missing=*]		
Statistics [NW/ W]	[Valid=238 -/] [Invalid=2 -/]		
Value	Label	Cases	Percentage
0	No/Não	121	<div><div></div></div> 50.8%
1	Yes/Sim	117	<div><div></div></div> 49.2%
2	Sometimes/Às vezes	0	
7777	Don't know/Não sabe	0	
Sysmiss		2	
Warning: these figures indicate the number of cases found in the data file. They cannot be interpreted as summary statistics of the population of interest.			

File : AHRI.CFC.Brazil.Visit3.Dataset.2024

pid: Personal identifier





Information	[Type= continuous] [Format=numeric] [Range= 1-244] [Missing=*]
Statistics [NW/ W]	[Valid=194 -/] [Invalid=0 -/] [Mean=127.093 -/] [StdDev=71.082 -/]

visit: Visit

Information	[Type= discrete] [Format=character] [Missing=*]
Statistics [NW/ W]	[Valid=194 -/] [Invalid=0 -/]

phq1_interest: Little interest or pleasure in doing things / Sentiu pouco interesse ou pouco pra





Information	[Type= discrete] [Format=numeric] [Range= 0-3] [Missing=*]
Statistics [NW/ W]	[Valid=190 -/] [Invalid=4 -/]

Value	Label	Cases	Percentage
0	Not at all/Nenhum dia	110	 57.9%
1	Several days/Alguns dias	67	 35.3%
2	More than half the days/Em mais da metade dos dias	4	 2.1%
3	Nearly every day/Quase todo o dia	9	 4.7%
Sysmiss		4	

Warning: these figures indicate the number of cases found in the data file. They cannot be interpreted as summary statistics of the population of interest.

phq2_depressed: Feeling down, depressed or hopeless / Se sentiu para baixo, deprimido/a ou sem pe





Information	[Type= discrete] [Format=numeric] [Range= 0-3] [Missing=*]
Statistics [NW/ W]	[Valid=190 -/] [Invalid=4 -/]

Value	Label	Cases	Percentage
0	Not at all/Nenhum dia	102	 53.7%
1	Several days/Alguns dias	80	 42.1%
2	More than half the days/Em mais da metade dos dias	3	 1.6%
3	Nearly every day/Quase todo o dia	5	 2.6%
Sysmiss		4	

Warning: these figures indicate the number of cases found in the data file. They cannot be interpreted as summary statistics of the population of interest.

phq3_sleep: Trouble falling or staying asleep or sleeping too much/Teve dificuldade para pega

Information	[Type= discrete] [Format=numeric] [Range= 0-3] [Missing=*]
Statistics [NW/ W]	[Valid=190 -/] [Invalid=4 -/]

Value	Label	Cases	Percentage
0	Not at all/Nenhum dia	105	 55.3%
1	Several days/Alguns dias	70	 36.8%
2	More than half the days/Em mais da metade dos dias	3	 1.6%
3	Nearly every day/Quase todo o dia	12	 6.3%
Sysmiss		4	

Warning: these figures indicate the number of cases found in the data file. They cannot be interpreted as summary statistics of the population of interest.

phq4_fatigue: Feeling tired or having little energy /Se sentiu cansado/a ou com pouca energia

Information	[Type= discrete] [Format=numeric] [Range= 0-3] [Missing=*]
Statistics [NW/ W]	[Valid=190 -/] [Invalid=4 -/]

Value	Label	Cases	Percentage
0	Not at all/Nenhum dia	78	 41.1%
1	Several days/Alguns dias	96	 50.5%

File : AHRI.CFC.Brazil.Visit3.Dataset.2024

phq4_fatigue: Feeling tired or having little energy /Se sentiu cansado/a ou com pouca energia

Value	Label	Cases	Percentage
2	More than half the days/Em mais da metade dos dias	7	3.7%
3	Nearly every day/Quase todo o dia	9	4.7%
Sysmiss		4	

Warning: these figures indicate the number of cases found in the data file. They cannot be interpreted as summary statistics of the population of interest.

phq5_appetite: Poor appetite or overeating /Teve falta de appetite ou comeu demais

Information	[Type= discrete] [Format=numeric] [Range= 0-3] [Missing=*]
Statistics [NW/ W]	[Valid=190 /-] [Invalid=4 /-]

Value	Label	Cases	Percentage
0	Not at all/Nenhum dia	117	61.6%
1	Several days/Alguns dias	56	29.5%
2	More than half the days/Em mais da metade dos dias	10	5.3%
3	Nearly every day/Quase todo o dia	7	3.7%
Sysmiss		4	

Warning: these figures indicate the number of cases found in the data file. They cannot be interpreted as summary statistics of the population of interest.

phq6_failure: Feeling bad about yourself or that you are a failure or have let yourself or your

Information	[Type= discrete] [Format=numeric] [Range= 0-3] [Missing=*]
Statistics [NW/ W]	[Valid=190 /-] [Invalid=4 /-]

Value	Label	Cases	Percentage
0	Not at all/Nenhum dia	135	71.1%
1	Several days/Alguns dias	46	24.2%
2	More than half the days/Em mais da metade dos dias	4	2.1%
3	Nearly every day/Quase todo o dia	5	2.6%
Sysmiss		4	

Warning: these figures indicate the number of cases found in the data file. They cannot be interpreted as summary statistics of the population of interest.

phq7_concentration: Trouble concentrating on things, such as reading the newspaper or watching televi

Information	[Type= discrete] [Format=numeric] [Range= 0-3] [Missing=*]
Statistics [NW/ W]	[Valid=190 /-] [Invalid=4 /-]

Value	Label	Cases	Percentage
0	Not at all/Nenhum dia	125	65.8%
1	Several days/Alguns dias	56	29.5%
2	More than half the days/Em mais da metade dos dias	0	
3	Nearly every day/Quase todo o dia	9	4.7%
Sysmiss		4	

Warning: these figures indicate the number of cases found in the data file. They cannot be interpreted as summary statistics of the population of interest.

phq8_restless: Moving or speaking so slowly that other people could have noticed. Or the opposit

Information	[Type= discrete] [Format=numeric] [Range= 0-3] [Missing=*]
Statistics [NW/ W]	[Valid=190 /-] [Invalid=4 /-]

Value	Label	Cases	Percentage
0	Not at all/Nenhum dia	138	72.6%
1	Several days/Alguns dias	45	23.7%
2	More than half the days/Em mais da metade dos dias	2	1.1%

File : AHRI.CFC.Brazil.Visit3.Dataset.2024

phq8_restless: Moving or speaking so slowly that other people could have noticed. Or the opposit

Value	Label	Cases	Percentage
3	Nearly every day/Quase todo o dia	5	2.6%
Sysmiss		4	

Warning: these figures indicate the number of cases found in the data file. They cannot be interpreted as summary statistics of the population of interest.

phq9_suicidal: Thoughts that you would be better off dead or of hurting yourself in some way / Q

Information	[Type= discrete] [Format=numeric] [Range= 0-3] [Missing=*]
Statistics [NW/ W]	[Valid=189 /-] [Invalid=5 /-]

Value	Label	Cases	Percentage
0	Not at all/Nenhum dia	174	92.1%
1	Several days/Alguns dias	12	6.3%
2	More than half the days/Em mais da metade dos dias	3	1.6%
3	Nearly every day/Quase todo o dia	0	
Sysmiss		5	

Warning: these figures indicate the number of cases found in the data file. They cannot be interpreted as summary statistics of the population of interest.

phq_total: Total Score

Information	[Type= continuous] [Format=numeric] [Range= 0-25] [Missing=*]
Statistics [NW/ W]	[Valid=189 /-] [Invalid=5 /-] [Mean=4.122 /-] [StdDev=4.577 /-]

phq_difficult: If the participant has scored more than 0 on any question so far, ask how difficu

Information	[Type= discrete] [Format=numeric] [Range= 0-3] [Missing=*]
Statistics [NW/ W]	[Valid=139 /-] [Invalid=55 /-]

Value	Label	Cases	Percentage
0	Not Difficult At All/Não dificultou de forma alguma	84	60.4%
1	Somewhat Difficult/Dificultou um pouco	49	35.3%
2	Very Difficult/Dificultou muito	2	1.4%
3	Extremely Difficult/Dificultou extremamente	4	2.9%
Sysmiss		55	

Warning: these figures indicate the number of cases found in the data file. They cannot be interpreted as summary statistics of the population of interest.

phq_help: Would you like help with this? /VocÃª gostaria de receber ajuda para esses proble

Information	[Type= discrete] [Format=numeric] [Range= 0-7777] [Missing=*]
Statistics [NW/ W]	[Valid=16 /-] [Invalid=178 /-]

Value	Label	Cases	Percentage
0	No/Não	5	31.2%
1	Yes/Sim	11	68.8%
2	Sometimes/Às vezes	0	
7777	Don't know/Não sabe	0	
Sysmiss		178	

Warning: these figures indicate the number of cases found in the data file. They cannot be interpreted as summary statistics of the population of interest.

gad1_anxiety: Feeling nervous, anxious or on edge/Sentiu-se nervoso/a, ansioso/a ou muito tenso

Information	[Type= discrete] [Format=numeric] [Range= 0-3] [Missing=*]
Statistics [NW/ W]	[Valid=191 /-] [Invalid=3 /-]

File : AHRI.CFC.Brazil.Visit3.Dataset.2024

gad1_anxiety: Feeling nervous, anxious or on edge/Sentiu-se nervoso/a, ansioso/a ou muito tenso

Value	Label	Cases	Percentage
0	Not at all/Nenhum dia	94	<div><div></div></div> 49.2%
1	Several days/Alguns dias	85	<div><div></div></div> 44.5%
2	Over half the days/Em mais da metade dos dias	5	<div><div></div></div> 2.6%
3	Nearly every day/Quase todo o dia	7	<div><div></div></div> 3.7%
Sysmiss		3	

Warning: these figures indicate the number of cases found in the data file. They cannot be interpreted as summary statistics of the population of interest.

gad2_worrying: Not being able to stop or control worrying /Não foi capaz de impedir ou de contr

Information	[Type= discrete] [Format=numeric] [Range= 0-3] [Missing=*]
Statistics [NW/ W]	[Valid=191 /-] [Invalid=3 /-]

Value	Label	Cases	Percentage
0	Not at all/Nenhum dia	108	<div><div></div></div> 56.5%
1	Several days/Alguns dias	72	<div><div></div></div> 37.7%
2	Over half the days/Em mais da metade dos dias	3	<div><div></div></div> 1.6%
3	Nearly every day/Quase todo o dia	8	<div><div></div></div> 4.2%
Sysmiss		3	

Warning: these figures indicate the number of cases found in the data file. They cannot be interpreted as summary statistics of the population of interest.

gad3_worry_alot: Worrying too much about different things/Preocupou-se muito com diversas coisas

Information	[Type= discrete] [Format=numeric] [Range= 0-3] [Missing=*]
Statistics [NW/ W]	[Valid=191 /-] [Invalid=3 /-]

Value	Label	Cases	Percentage
0	Not at all/Nenhum dia	84	<div><div></div></div> 44.0%
1	Several days/Alguns dias	93	<div><div></div></div> 48.7%
2	Over half the days/Em mais da metade dos dias	2	<div><div></div></div> 1.0%
3	Nearly every day/Quase todo o dia	12	<div><div></div></div> 6.3%
Sysmiss		3	

Warning: these figures indicate the number of cases found in the data file. They cannot be interpreted as summary statistics of the population of interest.

gad4_relaxing: Trouble relaxing /Teve dificuldade para relaxar

Information	[Type= discrete] [Format=numeric] [Range= 0-3] [Missing=*]
Statistics [NW/ W]	[Valid=191 /-] [Invalid=3 /-]

Value	Label	Cases	Percentage
0	Not at all/Nenhum dia	105	<div><div></div></div> 55.0%
1	Several days/Alguns dias	70	<div><div></div></div> 36.6%
2	Over half the days/Em mais da metade dos dias	4	<div><div></div></div> 2.1%
3	Nearly every day/Quase todo o dia	12	<div><div></div></div> 6.3%
Sysmiss		3	





Warning: these figures indicate the number of cases found in the data file. They cannot be interpreted as summary statistics of the population of interest.

gad5_restless: Being so restless that it is hard to sit still /Ficou tãẽo agitado/a que teve dif

Information	[Type= discrete] [Format=numeric] [Range= 0-3] [Missing=*]
Statistics [NW/ W]	[Valid=191 /-] [Invalid=3 /-]

File : AHRI.CFC.Brazil.Visit3.Dataset.2024





gad5_restless: Being so restless that it is hard to sit still /Ficou tã£o agitado/a que teve dif

Value	Label	Cases	Percentage
0	Not at all/Nenhum dia	152	 79.6%
1	Several days/Alguns dias	33	 17.3%
2	Over half the days/Em mais da metade dos dias	4	 2.1%
3	Nearly every day/Quase todo o dia	2	 1.0%
Sysmiss		3	

Warning: these figures indicate the number of cases found in the data file. They cannot be interpreted as summary statistics of the population of interest.

gad6_annoyed: Becoming easily annoyed or irritable /Ficou facilmente aborrecido/a ou irritado/a





Information	[Type= discrete] [Format=numeric] [Range= 0-3] [Missing=*]
Statistics [NW/ W]	[Valid=191 /-] [Invalid=3 /-]

Value	Label	Cases	Percentage
0	Not at all/Nenhum dia	114	 59.7%
1	Several days/Alguns dias	64	 33.5%
2	Over half the days/Em mais da metade dos dias	3	 1.6%
3	Nearly every day/Quase todo o dia	10	 5.2%
Sysmiss		3	

Warning: these figures indicate the number of cases found in the data file. They cannot be interpreted as summary statistics of the population of interest.

gad7_afraid: Feeling afraid as if something awful might happen /Sentiu medo, como se algo horr

Information	[Type= discrete] [Format=numeric] [Range= 0-3] [Missing=*]
Statistics [NW/ W]	[Valid=191 /-] [Invalid=3 /-]

Value	Label	Cases	Percentage
0	Not at all/Nenhum dia	127	 66.5%
1	Several days/Alguns dias	54	 28.3%
2	Over half the days/Em mais da metade dos dias	4	 2.1%
3	Nearly every day/Quase todo o dia	6	 3.1%
Sysmiss		3	





Warning: these figures indicate the number of cases found in the data file. They cannot be interpreted as summary statistics of the population of interest.

gad_summed: Total Score

Information	[Type= continuous] [Format=numeric] [Range= 0-21] [Missing=*]
Statistics [NW/ W]	[Valid=191 /-] [Invalid=3 /-] [Mean=3.623 /-] [StdDev=3.983 /-]

gad_difficult: If the participant has scored more than 0 on any question so far, ask how difficu

Information	[Type= discrete] [Format=numeric] [Range= 0-3] [Missing=*]
Statistics [NW/ W]	[Valid=137 /-] [Invalid=57 /-]

Value	Label	Cases	Percentage
0	Not Difficult At All/Não dificultou de forma alguma	84	 61.3%
1	Somewhat Difficult/Dificultou um pouco	42	 30.7%
2	Very Difficult/Dificultou muito	7	 5.1%
3	Extremely Difficult/Dificultou extremamente	4	 2.9%
Sysmiss		57	

Warning: these figures indicate the number of cases found in the data file. They cannot be interpreted as summary statistics of the population of interest.

File : AHRI.CFC.Brazil.Visit3.Dataset.2024

gse1_problems: I can always manage to solve difficult problems if I try hard enough. /Se estou c

Information	[Type= discrete] [Format=numeric] [Range= 1-4] [Missing=*]
Statistics [NW/ W]	[Valid=190 -/] [Invalid=4 -/]

Value	Label	Cases	Percentage
1	Not at all true/Não é verdade	9	4.7%
2	Hardly true/Difícilmente é verdade	5	2.6%
3	Moderately true/Moderadamente verdade	43	22.6%
4	Exactly true/Exatamente verdade	133	70.0%
Sysmiss		4	

Warning: these figures indicate the number of cases found in the data file. They cannot be interpreted as summary statistics of the population of interest.

gse2_resourceful: Thanks to my resourcefulness, I know how to handle unforeseen situations./Mesmo q

Information	[Type= discrete] [Format=numeric] [Range= 1-4] [Missing=*]
Statistics [NW/ W]	[Valid=191 -/] [Invalid=3 -/]

Value	Label	Cases	Percentage
1	Not at all true/Não é verdade	15	7.9%
2	Hardly true/Difícilmente é verdade	17	8.9%
3	Moderately true/Moderadamente verdade	46	24.1%
4	Exactly true/Exatamente verdade	113	59.2%
Sysmiss		3	

Warning: these figures indicate the number of cases found in the data file. They cannot be interpreted as summary statistics of the population of interest.

gse3_opposition: If someone opposes me, I can find the means and ways to get what I want./ ã% fã;c

Information	[Type= discrete] [Format=numeric] [Range= 1-4] [Missing=*]
Statistics [NW/ W]	[Valid=191 -/] [Invalid=3 -/]

Value	Label	Cases	Percentage
1	Not at all true/Não é verdade	10	5.2%
2	Hardly true/Difícilmente é verdade	22	11.5%
3	Moderately true/Moderadamente verdade	53	27.7%
4	Exactly true/Exatamente verdade	106	55.5%
Sysmiss		3	

Warning: these figures indicate the number of cases found in the data file. They cannot be interpreted as summary statistics of the population of interest.

gse4_goal_driven: It is easy for me to stick to my aims and accomplish my goals. /Tenho confianãa

Information	[Type= discrete] [Format=numeric] [Range= 1-4] [Missing=*]
Statistics [NW/ W]	[Valid=191 -/] [Invalid=3 -/]

Value	Label	Cases	Percentage
1	Not at all true/Não é verdade	23	12.0%
2	Hardly true/Difícilmente é verdade	22	11.5%
3	Moderately true/Moderadamente verdade	44	23.0%
4	Exactly true/Exatamente verdade	102	53.4%
Sysmiss		3	

Warning: these figures indicate the number of cases found in the data file. They cannot be interpreted as summary statistics of the population of interest.





gse5_unexpected: I am confident that I could deal efficiently with unexpected events./ Graãas a m

Information	[Type= discrete] [Format=numeric] [Range= 1-4] [Missing=*]
-------------	--

File : AHRI.CFC.Brazil.Visit3.Dataset.2024

gse5_unexpected: I am confident that I could deal efficiently with unexpected events./ Graças a m

Statistics [NW/ W] [Valid=191 /-] [Invalid=3 /-]





Value	Label	Cases	Percentage
1	Not at all true/Não é verdade	17	 8.9%
2	Hardly true/Difícilmente é verdade	22	 11.5%
3	Moderately true/Moderadamente verdade	49	 25.7%
4	Exactly true/Exatamente verdade	103	 53.9%
Sysmiss		3	

Warning: these figures indicate the number of cases found in the data file. They cannot be interpreted as summary statistics of the population of interest.

gse6_effort: I can solve most problems if I invest the necessary effort. /Posso resolver a mai

Information [Type= discrete] [Format=numeric] [Range= 1-4] [Missing=*]

Statistics [NW/ W] [Valid=191 /-] [Invalid=3 /-]





Value	Label	Cases	Percentage
1	Not at all true/Não é verdade	7	 3.7%
2	Hardly true/Difícilmente é verdade	15	 7.9%
3	Moderately true/Moderadamente verdade	45	 23.6%
4	Exactly true/Exatamente verdade	124	 64.9%
Sysmiss		3	

Warning: these figures indicate the number of cases found in the data file. They cannot be interpreted as summary statistics of the population of interest.

gse7_calm: I can remain calm when facing difficulties because I can rely on my coping abilit

Information [Type= discrete] [Format=numeric] [Range= 1-4] [Missing=*]

Statistics [NW/ W] [Valid=191 /-] [Invalid=3 /-]





Value	Label	Cases	Percentage
1	Not at all true/Não é verdade	9	 4.7%
2	Hardly true/Difícilmente é verdade	22	 11.5%
3	Moderately true/Moderadamente verdade	45	 23.6%
4	Exactly true/Exatamente verdade	115	 60.2%
Sysmiss		3	

Warning: these figures indicate the number of cases found in the data file. They cannot be interpreted as summary statistics of the population of interest.

gse8_solutions: When I am confronted with a problem, I can usually find several solutions./ Quand

Information [Type= discrete] [Format=numeric] [Range= 1-4] [Missing=*]

Statistics [NW/ W] [Valid=191 /-] [Invalid=3 /-]

Value	Label	Cases	Percentage
1	Not at all true/Não é verdade	10	 5.2%
2	Hardly true/Difícilmente é verdade	17	 8.9%
3	Moderately true/Moderadamente verdade	55	 28.8%
4	Exactly true/Exatamente verdade	109	 57.1%
Sysmiss		3	

Warning: these figures indicate the number of cases found in the data file. They cannot be interpreted as summary statistics of the population of interest.

gse9_think: If I am in trouble, I can usually think of a solution./Caso eu esteja em apuros,

Information [Type= discrete] [Format=numeric] [Range= 1-4] [Missing=*]

Statistics [NW/ W] [Valid=191 /-] [Invalid=3 /-]

File : AHRI.CFC.Brazil.Visit3.Dataset.2024

gse9_think: If I am in trouble, I can usually think of a solution./Caso eu esteja em apuros,

Value	Label	Cases	Percentage
1	Not at all true/Não é verdade	9	<div><div></div></div> 4.7%
2	Hardly true/Difícilmente é verdade	11	<div><div></div></div> 5.8%
3	Moderately true/Moderadamente verdade	52	<div><div></div></div> 27.2%
4	Exactly true/Exatamente verdade	119	<div><div></div></div> 62.3%
Sysmiss		3	

Warning: these figures indicate the number of cases found in the data file. They cannot be interpreted as summary statistics of the population of interest.

gse10_handle: I can usually handle whatever comes my way./Costumo conseguir lidar com qualquer

Information	[Type= discrete] [Format=numeric] [Range= 1-4] [Missing=*]
Statistics [NW/ W]	[Valid=191 /-] [Invalid=3 /-]

Value	Label	Cases	Percentage
1	Not at all true/Não é verdade	10	<div><div></div></div> 5.2%
2	Hardly true/Difícilmente é verdade	23	<div><div></div></div> 12.0%
3	Moderately true/Moderadamente verdade	56	<div><div></div></div> 29.3%
4	Exactly true/Exatamente verdade	102	<div><div></div></div> 53.4%
Sysmiss		3	

Warning: these figures indicate the number of cases found in the data file. They cannot be interpreted as summary statistics of the population of interest.

gse_happy: On a scale from 1 to 5, with 1 being very unhappy and 5 being very happy, how wou

Information	[Type= discrete] [Format=numeric] [Range= 1-9999] [Missing=*]
Statistics [NW/ W]	[Valid=191 /-] [Invalid=3 /-]

Value	Label	Cases	Percentage
1	1	0	
2	2	2	<div><div></div></div> 1.0%
3	3	15	<div><div></div></div> 7.9%
4	4	38	<div><div></div></div> 19.9%
5	5	136	<div><div></div></div> 71.2%
7777	Don't know/Não sabe	0	
8888	Refuse/Prefere não responder	0	
9999	Not applicable	0	
Sysmiss		3	

Warning: these figures indicate the number of cases found in the data file. They cannot be interpreted as summary statistics of the population of interest.

pdate: Date

Information	[Type= discrete] [Format=character] [Missing=*]
Statistics [NW/ W]	[Valid=191 /-]

psi1_handl_well: I often have a feeling that I cannot handle things very well./ 1. Tenho a sensaÃ§

Information	[Type= discrete] [Format=numeric] [Range= 1-5] [Missing=*]
Statistics [NW/ W]	[Valid=191 /-] [Invalid=3 /-]

Value	Label	Cases	Percentage
1	Strongly agree/ Concordo fortemente	6	<div><div></div></div> 3.1%
2	Agree/ Concordo	58	<div><div></div></div> 30.4%
3	Not sure/Não sei	3	<div><div></div></div> 1.6%

File : AHRI.CFC.Brazil.Visit3.Dataset.2024

psi1_handl_well: I often have a feeling that I cannot handle things very well./ 1. Tenho a sensaç

Value	Label	Cases	Percentage
4	Disagree/ Discordo	92	48.2%
5	Strongly disagree/Discordo fortemente	32	16.8%
Sysmiss		3	

Warning: these figures indicate the number of cases found in the data file. They cannot be interpreted as summary statistics of the population of interest.

psi2_child_needs: I find myself giving up more of my life to meet my child's needs than I ever expe

Information	[Type= discrete] [Format=numeric] [Range= 1-5] [Missing=*]
Statistics [NW/ W]	[Valid=191 /-] [Invalid=3 /-]

Value	Label	Cases	Percentage
1	Strongly agree/ Concordo fortemente	7	3.7%
2	Agree/ Concordo	57	29.8%
3	Not sure/Não sei	0	
4	Disagree/ Discordo	89	46.6%
5	Strongly disagree/Discordo fortemente	38	19.9%
Sysmiss		3	

Warning: these figures indicate the number of cases found in the data file. They cannot be interpreted as summary statistics of the population of interest.

psi3_responsibilities: I feel trapped by my responsibilities as a parent/ 3. Me sinto preso/a pelas minh

Information	[Type= discrete] [Format=numeric] [Range= 1-5] [Missing=*]
Statistics [NW/ W]	[Valid=191 /-] [Invalid=3 /-]

Value	Label	Cases	Percentage
1	Strongly agree/ Concordo fortemente	7	3.7%
2	Agree/ Concordo	42	22.0%
3	Not sure/Não sei	0	
4	Disagree/ Discordo	103	53.9%
5	Strongly disagree/Discordo fortemente	39	20.4%
Sysmiss		3	

Warning: these figures indicate the number of cases found in the data file. They cannot be interpreted as summary statistics of the population of interest.

psi4_new_things: Since having this child, I have been unable to do new and different things / 4. D

Information	[Type= discrete] [Format=numeric] [Range= 1-5] [Missing=*]
Statistics [NW/ W]	[Valid=191 /-] [Invalid=3 /-]

Value	Label	Cases	Percentage
1	Strongly agree/ Concordo fortemente	4	2.1%
2	Agree/ Concordo	40	20.9%
3	Not sure/Não sei	0	
4	Disagree/ Discordo	111	58.1%
5	Strongly disagree/Discordo fortemente	36	18.8%
Sysmiss		3	

Warning: these figures indicate the number of cases found in the data file. They cannot be interpreted as summary statistics of the population of interest.

psi5_never_things: Since having this child, I feel that I am almost never able to do things that I l

Information	[Type= discrete] [Format=numeric] [Range= 1-5] [Missing=*]
Statistics [NW/ W]	[Valid=191 /-] [Invalid=3 /-]

File : AHRI.CFC.Brazil.Visit3.Dataset.2024

psi5_never_things: Since having this child, I feel that I am almost never able to do things that I l

Value	Label	Cases	Percentage
1	Strongly agree/ Concordo fortemente	1	0.5%
2	Agree/ Concordo	33	17.3%
3	Not sure/Não sei	2	1.0%
4	Disagree/ Discordo	122	63.9%
5	Strongly disagree/Discordo fortemente	33	17.3%
Sysmiss		3	

Warning: these figures indicate the number of cases found in the data file. They cannot be interpreted as summary statistics of the population of interest.

psi6_unhappy: I am unhappy with the last purchase of clothing I made for myself/ 6. Não fiquei

Information	[Type= discrete] [Format=numeric] [Range= 1-5] [Missing=*]
Statistics [NW/ W]	[Valid=191 -] [Invalid=3 -]

Value	Label	Cases	Percentage
1	Strongly agree/ Concordo fortemente	6	3.1%
2	Agree/ Concordo	37	19.4%
3	Not sure/Não sei	4	2.1%
4	Disagree/ Discordo	108	56.5%
5	Strongly disagree/Discordo fortemente	36	18.8%
Sysmiss		3	

Warning: these figures indicate the number of cases found in the data file. They cannot be interpreted as summary statistics of the population of interest.

psi7_bother_me: There are quite a few things that bother me about my life/HÃ; muitas coisas que m

Information	[Type= discrete] [Format=numeric] [Range= 1-5] [Missing=*]
Statistics [NW/ W]	[Valid=191 -] [Invalid=3 -]

Value	Label	Cases	Percentage
1	Strongly agree/ Concordo fortemente	4	2.1%
2	Agree/ Concordo	34	17.8%
3	Not sure/Não sei	3	1.6%
4	Disagree/ Discordo	115	60.2%
5	Strongly disagree/Discordo fortemente	35	18.3%
Sysmiss		3	

Warning: these figures indicate the number of cases found in the data file. They cannot be interpreted as summary statistics of the population of interest.

psi8_relationship: Having a child has caused more problems than I expected in my relationship with m

Information	[Type= discrete] [Format=numeric] [Range= 1-5] [Missing=*]
Statistics [NW/ W]	[Valid=191 -] [Invalid=3 -]

Value	Label	Cases	Percentage
1	Strongly agree/ Concordo fortemente	0	
2	Agree/ Concordo	5	2.6%
3	Not sure/Não sei	0	
4	Disagree/ Discordo	120	62.8%
5	Strongly disagree/Discordo fortemente	66	34.6%
Sysmiss		3	

Warning: these figures indicate the number of cases found in the data file. They cannot be interpreted as summary statistics of the population of interest.

File : AHRI.CFC.Brazil.Visit3.Dataset.2024

psi9_feel_alone: I feel alone and without friends/ 9. Me sinto sÃ³ e sem amigo

Information [Type= discrete] [Format=numeric] [Range= 1-5] [Missing=*]

Statistics [NW/ W] [Valid=191 /-] [Invalid=3 /-]

Value	Label	Cases	Percentage
1	Strongly agree/ Concordo fortemente	3	1.6%
2	Agree/ Concordo	21	11.0%
3	Not sure/Não sei	1	0.5%
4	Disagree/ Discordo	127	66.5%
5	Strongly disagree/Discordo fortemente	39	20.4%
Sysmiss		3	

Warning: these figures indicate the number of cases found in the data file. They cannot be interpreted as summary statistics of the population of interest.

psi10_party: When I go to a party, I usually expect not to enjoy myself / 10. Raramente me div

Information [Type= discrete] [Format=numeric] [Range= 1-5] [Missing=*]

Statistics [NW/ W] [Valid=191 /-] [Invalid=3 /-]

Value	Label	Cases	Percentage
1	Strongly agree/ Concordo fortemente	4	2.1%
2	Agree/ Concordo	57	29.8%
3	Not sure/Não sei	4	2.1%
4	Disagree/ Discordo	93	48.7%
5	Strongly disagree/Discordo fortemente	33	17.3%
Sysmiss		3	

Warning: these figures indicate the number of cases found in the data file. They cannot be interpreted as summary statistics of the population of interest.

psi11_people: I am not as interested in people as I used to be /NÃ£o tenho tanto interesse nas

Information [Type= discrete] [Format=numeric] [Range= 1-5] [Missing=*]

Statistics [NW/ W] [Valid=191 /-] [Invalid=3 /-]

Value	Label	Cases	Percentage
1	Strongly agree/ Concordo fortemente	3	1.6%
2	Agree/ Concordo	38	19.9%
3	Not sure/Não sei	1	0.5%
4	Disagree/ Discordo	120	62.8%
5	Strongly disagree/Discordo fortemente	29	15.2%
Sysmiss		3	

Warning: these figures indicate the number of cases found in the data file. They cannot be interpreted as summary statistics of the population of interest.

psi12_enjoy_things: I don't enjoy things as I used to / 12. NÃ£o aproveito as coisas como ante

Information [Type= discrete] [Format=numeric] [Range= 1-5] [Missing=*]

Statistics [NW/ W] [Valid=191 /-] [Invalid=3 /-]

Value	Label	Cases	Percentage
1	Strongly agree/ Concordo fortemente	2	1.0%
2	Agree/ Concordo	34	17.8%
3	Not sure/Não sei	1	0.5%
4	Disagree/ Discordo	121	63.4%
5	Strongly disagree/Discordo fortemente	33	17.3%
Sysmiss		3	

File : AHRI.CFC.Brazil.Visit3.Dataset.2024

psi12_enjoy_things: I don't enjoy things as I used to / 12. Não aproveito as coisas como ante

Warning: these figures indicate the number of cases found in the data file. They cannot be interpreted as summary statistics of the population of interest.

psi13_feel_good: My child rarely does things that make me feel good/O meu filho raramente faz cois

Information [Type= discrete] [Format=numeric] [Range= 1-5] [Missing=*]

Statistics [NW/ W] [Valid=191 /-] [Invalid=3 /-]

Value	Label	Cases	Percentage
1	Strongly agree/ Concordo fortemente	0	
2	Agree/ Concordo	24	<div><div></div></div> 12.6%
3	Not sure/Não sei	0	
4	Disagree/ Discordo	114	<div><div></div></div> 59.7%
5	Strongly disagree/Discordo fortemente	53	<div><div></div></div> 27.7%
Sysmiss		3	

Warning: these figures indicate the number of cases found in the data file. They cannot be interpreted as summary statistics of the population of interest.

psi14_close_to_me: Most times I feel that my child does not like me and does not want to be close to

Information [Type= discrete] [Format=numeric] [Range= 1-5] [Missing=*]

Statistics [NW/ W] [Valid=191 /-] [Invalid=3 /-]

Value	Label	Cases	Percentage
1	Strongly agree/ Concordo fortemente	0	
2	Agree/ Concordo	3	<div><div></div></div> 1.6%
3	Not sure/Não sei	0	
4	Disagree/ Discordo	121	<div><div></div></div> 63.4%
5	Strongly disagree/Discordo fortemente	67	<div><div></div></div> 35.1%
Sysmiss		3	

Warning: these figures indicate the number of cases found in the data file. They cannot be interpreted as summary statistics of the population of interest.

psi15_smiles_less: My child smiles at me much less than I expected / 15. O meu filho sorri para mim

Information [Type= discrete] [Format=numeric] [Range= 1-5] [Missing=*]

Statistics [NW/ W] [Valid=191 /-] [Invalid=3 /-]

Value	Label	Cases	Percentage
1	Strongly agree/ Concordo fortemente	0	
2	Agree/ Concordo	13	<div><div></div></div> 6.8%
3	Not sure/Não sei	0	
4	Disagree/ Discordo	123	<div><div></div></div> 64.4%
5	Strongly disagree/Discordo fortemente	55	<div><div></div></div> 28.8%
Sysmiss		3	

Warning: these figures indicate the number of cases found in the data file. They cannot be interpreted as summary statistics of the population of interest.

# psi16_not_appreciated: When I do things for my child, I get the feeling that my efforts are not apprecia			
Information	[Type= discrete] [Format=numeric] [Range= 1-5] [Missing=*]		
Statistics [NW/ W]	[Valid=191 /-] [Invalid=3 /-]		
Value	Label	Cases	Percentage
1	Strongly agree/ Concordo fortemente	0	
2	Agree/ Concordo	14	<div><div></div></div> 7.3%
3	Not sure/Não sei	1	<div><div></div></div> 0.5%
4	Disagree/ Discordo	127	<div><div></div></div> 66.5%
5	Strongly disagree/Discordo fortemente	49	<div><div></div></div> 25.7%
Sysmiss		3	
Warning: these figures indicate the number of cases found in the data file. They cannot be interpreted as summary statistics of the population of interest.			
# psi17_giggle: When playing, my child doesn't often giggle or laugh/ 17. Meu filho não sorri ou			
Information	[Type= discrete] [Format=numeric] [Range= 1-5] [Missing=*]		
Statistics [NW/ W]	[Valid=191 /-] [Invalid=3 /-]		
Value	Label	Cases	Percentage
1	Strongly agree/ Concordo fortemente	0	
2	Agree/ Concordo	8	<div><div></div></div> 4.2%
3	Not sure/Não sei	0	
4	Disagree/ Discordo	129	<div><div></div></div> 67.5%
5	Strongly disagree/Discordo fortemente	54	<div><div></div></div> 28.3%
Sysmiss		3	
Warning: these figures indicate the number of cases found in the data file. They cannot be interpreted as summary statistics of the population of interest.			
# psi18_slow_learn: My child doesn't seem to learn as quickly as most children /Meu filho parece não			
Information	[Type= discrete] [Format=numeric] [Range= 1-5] [Missing=*]		
Statistics [NW/ W]	[Valid=191 /-] [Invalid=3 /-]		
Value	Label	Cases	Percentage
1	Strongly agree/ Concordo fortemente	0	
2	Agree/ Concordo	13	<div><div></div></div> 6.8%
3	Not sure/Não sei	0	
4	Disagree/ Discordo	123	<div><div></div></div> 64.4%
5	Strongly disagree/Discordo fortemente	55	<div><div></div></div> 28.8%
Sysmiss		3	
Warning: these figures indicate the number of cases found in the data file. They cannot be interpreted as summary statistics of the population of interest.			
# psi19_smile_most: My child doesn't seem to smile as much as most children / 19. Meu filho parece não			
Information	[Type= discrete] [Format=numeric] [Range= 1-5] [Missing=*]		
Statistics [NW/ W]	[Valid=191 /-] [Invalid=3 /-]		
Value	Label	Cases	Percentage
1	Strongly agree/ Concordo fortemente	0	
2	Agree/ Concordo	6	<div><div></div></div> 3.1%
3	Not sure/Não sei	0	
4	Disagree/ Discordo	132	<div><div></div></div> 69.1%
5	Strongly disagree/Discordo fortemente	53	<div><div></div></div> 27.7%
Sysmiss		3	
Warning: these figures indicate the number of cases found in the data file. They cannot be interpreted as summary statistics of the population of interest.			

# psi20_do_much: My child is not able to do as much as I expected / 20. Meu filho não consegue faz			
Information	[Type= discrete] [Format=numeric] [Range= 1-5] [Missing=*]		
Statistics [NW/ W]	[Valid=190 /-] [Invalid=4 /-]		
Value	Label	Cases	Percentage
1	Strongly agree/ Concordo fortemente	0	
2	Agree/ Concordo	8	4.2%
3	Not sure/Não sei	0	
4	Disagree/ Discordo	131	68.9%
5	Strongly disagree/Discordo fortemente	51	26.8%
Sysmiss		4	
Warning: these figures indicate the number of cases found in the data file. They cannot be interpreted as summary statistics of the population of interest.			
# psi21_new_things: It takes a long time and it is very hard for my child to get used to new things /			
Information	[Type= discrete] [Format=numeric] [Range= 1-5] [Missing=*]		
Statistics [NW/ W]	[Valid=191 /-] [Invalid=3 /-]		
Value	Label	Cases	Percentage
1	Strongly agree/ Concordo fortemente	0	
2	Agree/ Concordo	19	9.9%
3	Not sure/Não sei	1	0.5%
4	Disagree/ Discordo	127	66.5%
5	Strongly disagree/Discordo fortemente	44	23.0%
Sysmiss		3	
Warning: these figures indicate the number of cases found in the data file. They cannot be interpreted as summary statistics of the population of interest.			
# psi22_warmer_feel: I expected to have closer and warmer feelings for my child than I do and this bot			
Information	[Type= discrete] [Format=numeric] [Range= 1-5] [Missing=*]		
Statistics [NW/ W]	[Valid=191 /-] [Invalid=3 /-]		
Value	Label	Cases	Percentage
1	Strongly agree/ Concordo fortemente	0	
2	Agree/ Concordo	6	3.1%
3	Not sure/Não sei	0	
4	Disagree/ Discordo	121	63.4%
5	Strongly disagree/Discordo fortemente	64	33.5%
Sysmiss		3	
Warning: these figures indicate the number of cases found in the data file. They cannot be interpreted as summary statistics of the population of interest.			
# psi23_bother_me: Sometimes my child does things that bother me just to be mean / 23. Às vezes o m			
Information	[Type= discrete] [Format=numeric] [Range= 1-5] [Missing=*]		
Statistics [NW/ W]	[Valid=191 /-] [Invalid=3 /-]		
Value	Label	Cases	Percentage
1	Strongly agree/ Concordo fortemente	0	
2	Agree/ Concordo	18	9.4%
3	Not sure/Não sei	0	
4	Disagree/ Discordo	127	66.5%
5	Strongly disagree/Discordo fortemente	46	24.1%
Sysmiss		3	
Warning: these figures indicate the number of cases found in the data file. They cannot be interpreted as summary statistics of the population of interest.			

# psi24_cry_more: My child seems to cry or fuss more often than most children / 24. O meu filho par			
Information	[Type= discrete] [Format=numeric] [Range= 1-5] [Missing=*]		
Statistics [NW/ W]	[Valid=191 /-] [Invalid=3 /-]		
Value	Label	Cases	Percentage
1	Strongly agree/ Concordo fortemente	0	
2	Agree/ Concordo	29	<div><div></div></div> 15.2%
3	Not sure/Não sei	1	<div><div></div></div> 0.5%
4	Disagree/ Discordo	120	<div><div></div></div> 62.8%
5	Strongly disagree/Discordo fortemente	41	<div><div></div></div> 21.5%
Sysmiss		3	
Warning: these figures indicate the number of cases found in the data file. They cannot be interpreted as summary statistics of the population of interest.			
# psi25_bad_mood: My child generally wakes up in a bad mood / 25. O meu filho geralmente acorda de			
Information	[Type= discrete] [Format=numeric] [Range= 1-5] [Missing=*]		
Statistics [NW/ W]	[Valid=191 /-] [Invalid=3 /-]		
Value	Label	Cases	Percentage
1	Strongly agree/ Concordo fortemente	0	
2	Agree/ Concordo	29	<div><div></div></div> 15.2%
3	Not sure/Não sei	1	<div><div></div></div> 0.5%
4	Disagree/ Discordo	120	<div><div></div></div> 62.8%
5	Strongly disagree/Discordo fortemente	41	<div><div></div></div> 21.5%
Sysmiss		3	
Warning: these figures indicate the number of cases found in the data file. They cannot be interpreted as summary statistics of the population of interest.			
# psi26_moody: I feel that my child is very moody and easily upset/ 26. Meu filho ã© muito mal-h			
Information	[Type= discrete] [Format=numeric] [Range= 1-5] [Missing=*]		
Statistics [NW/ W]	[Valid=191 /-] [Invalid=3 /-]		
Value	Label	Cases	Percentage
1	Strongly agree/ Concordo fortemente	0	
2	Agree/ Concordo	31	<div><div></div></div> 16.2%
3	Not sure/Não sei	0	
4	Disagree/ Discordo	120	<div><div></div></div> 62.8%
5	Strongly disagree/Discordo fortemente	40	<div><div></div></div> 20.9%
Sysmiss		3	
Warning: these figures indicate the number of cases found in the data file. They cannot be interpreted as summary statistics of the population of interest.			
# psi27_bother_great: My child does a few things which bother me a great deal / 27. O meu filho faz alg			
Information	[Type= discrete] [Format=numeric] [Range= 1-5] [Missing=*]		
Statistics [NW/ W]	[Valid=191 /-] [Invalid=3 /-]		
Value	Label	Cases	Percentage
1	Strongly agree/ Concordo fortemente	0	
2	Agree/ Concordo	21	<div><div></div></div> 11.0%
3	Not sure/Não sei	2	<div><div></div></div> 1.0%
4	Disagree/ Discordo	122	<div><div></div></div> 63.9%
5	Strongly disagree/Discordo fortemente	46	<div><div></div></div> 24.1%
Sysmiss		3	
Warning: these figures indicate the number of cases found in the data file. They cannot be interpreted as summary statistics of the population of interest.			

# psi28_reacts_strong: My child reacts very strongly when something happens that my child doesn't like/			
Information	[Type= discrete] [Format=numeric] [Range= 1-5] [Missing=*]		
Statistics [NW/ W]	[Valid=191 /-] [Invalid=3 /-]		
Value	Label	Cases	Percentage
1	Strongly agree/ Concordo fortemente	0	
2	Agree/ Concordo	29	<div><div></div></div> 15.2%
3	Not sure/Não sei	0	
4	Disagree/ Discordo	118	<div><div></div></div> 61.8%
5	Strongly disagree/Discordo fortemente	44	<div><div></div></div> 23.0%
Sysmiss		3	
Warning: these figures indicate the number of cases found in the data file. They cannot be interpreted as summary statistics of the population of interest.			
# psi29_upset_easily: My child gets upset easily over the smallest thing/ 29. O meu filho se aborrece f			
Information	[Type= discrete] [Format=numeric] [Range= 1-5] [Missing=*]		
Statistics [NW/ W]	[Valid=191 /-] [Invalid=3 /-]		
Value	Label	Cases	Percentage
1	Strongly agree/ Concordo fortemente	1	<div><div></div></div> 0.5%
2	Agree/ Concordo	44	<div><div></div></div> 23.0%
3	Not sure/Não sei	0	
4	Disagree/ Discordo	110	<div><div></div></div> 57.6%
5	Strongly disagree/Discordo fortemente	36	<div><div></div></div> 18.8%
Sysmiss		3	
Warning: these figures indicate the number of cases found in the data file. They cannot be interpreted as summary statistics of the population of interest.			
# psi30_eatingschedule: My child sleeping or eating schedule was much harder to establish than I expected			
Information	[Type= discrete] [Format=numeric] [Range= 1-5] [Missing=*]		
Statistics [NW/ W]	[Valid=191 /-] [Invalid=3 /-]		
Value	Label	Cases	Percentage
1	Strongly agree/ Concordo fortemente	7	<div><div></div></div> 3.7%
2	Agree/ Concordo	41	<div><div></div></div> 21.5%
3	Not sure/Não sei	1	<div><div></div></div> 0.5%
4	Disagree/ Discordo	112	<div><div></div></div> 58.6%
5	Strongly disagree/Discordo fortemente	30	<div><div></div></div> 15.7%
Sysmiss		3	
Warning: these figures indicate the number of cases found in the data file. They cannot be interpreted as summary statistics of the population of interest.			
# psi31_really_bother: There are some things my child does that really bother me a lot/ 31. Algumas cois			
Information	[Type= discrete] [Format=numeric] [Range= 1-5] [Missing=*]		
Statistics [NW/ W]	[Valid=191 /-] [Invalid=3 /-]		
Value	Label	Cases	Percentage
1	Strongly agree/ Concordo fortemente	0	
2	Agree/ Concordo	18	<div><div></div></div> 9.4%
3	Not sure/Não sei	0	
4	Disagree/ Discordo	138	<div><div></div></div> 72.3%
5	Strongly disagree/Discordo fortemente	35	<div><div></div></div> 18.3%
Sysmiss		3	
Warning: these figures indicate the number of cases found in the data file. They cannot be interpreted as summary statistics of the population of interest.			

# psi32_problem_child: My child turned out to be more of a problem than I had had expected / 32. Meu fil			
Information	[Type= discrete] [Format=numeric] [Range= 1-5] [Missing=*]		
Statistics [NW/ W]	[Valid=190 /-] [Invalid=4 /-]		
Value	Label	Cases	Percentage
1	Strongly agree/ Concordo fortemente	0	
2	Agree/ Concordo	3	1.6%
3	Not sure/Não sei	0	
4	Disagree/ Discordo	126	66.3%
5	Strongly disagree/Discordo fortemente	61	32.1%
Sysmiss		4	
Warning: these figures indicate the number of cases found in the data file. They cannot be interpreted as summary statistics of the population of interest.			
# psi33_child_demands: My child makes more demands on me than most children/ 33. Meu filho exige mais de			
Information	[Type= discrete] [Format=numeric] [Range= 1-5] [Missing=*]		
Statistics [NW/ W]	[Valid=189 /-] [Invalid=5 /-]		
Value	Label	Cases	Percentage
1	Strongly agree/ Concordo fortemente	1	0.5%
2	Agree/ Concordo	17	9.0%
3	Not sure/Não sei	0	
4	Disagree/ Discordo	124	65.6%
5	Strongly disagree/Discordo fortemente	47	24.9%
Sysmiss		5	
Warning: these figures indicate the number of cases found in the data file. They cannot be interpreted as summary statistics of the population of interest.			
# psi34_num_bother: Think carefully and count the number of things which your child does that bother			
Information	[Type= discrete] [Format=numeric] [Range= 1-5] [Missing=*]		
Statistics [NW/ W]	[Valid=70 /-] [Invalid=124 /-]		
Value	Label	Cases	Percentage
1	10+	2	2.9%
2	8 or/ou 9	0	
3	6 or/ou 7	0	
4	4 or/ou 6	1	1.4%
5	1-3	67	95.7%
Sysmiss		124	
Warning: these figures indicate the number of cases found in the data file. They cannot be interpreted as summary statistics of the population of interest.			
# psi35_feel_i_am: I feel that I am /Eu sinto que			
Information	[Type= discrete] [Format=numeric] [Range= 1-5] [Missing=*]		
Statistics [NW/ W]	[Valid=191 /-] [Invalid=3 /-]		
Value	Label	Cases	Percentage
1	Not very good at being a parent/ Não sou muito bom/boa em ser pai/mãe/ cuidador(a)	1	0.5%
2	A person who has some trouble being a parent/Tenho problemas em ser pai/mãe/ cuidador(a)	0	
3	An average parent/ Sou um/a pai/mãe/ cuidador(a) mediano/a	41	21.5%
4	A better than an average parent/ Sou um/a pai/mãe/ cuidador(a) acima da média	32	16.8%
5	A very good parent/ Sou um/a pai/mãe/ cuidador(a) excelente	117	61.3%

# psi35_feel_i_am: I feel that I am /Eu sinto que			
Value	Label	Cases	Percentage
Sysmiss		3	
Warning: these figures indicate the number of cases found in the data file. They cannot be interpreted as summary statistics of the population of interest.			
# psi36_stop_child: I have found that getting my child to do something or stop doing something is: /D			
Information	[Type= discrete] [Format=numeric] [Range= 1-5] [Missing=*]		
Statistics [NW/ W]	[Valid=191 -] [Invalid=3 -]		
Value	Label	Cases	Percentage
1	Much harder than I expected/Muito mais difícil do que eu esperava	15	<div><div></div></div> 7.9%
2	Somewhat harder than I expected/Um pouco mais difícil do que eu esperava	77	<div><div></div></div> 40.3%
3	About as hard as I expected/Tão difícil quanto eu esperava	8	<div><div></div></div> 4.2%
4	Somewhat easier than I expected/Um pouco mais fácil do que eu esperava	72	<div><div></div></div> 37.7%
5	Much easier than I expected/Muito mais fácil do que eu esperava	19	<div><div></div></div> 9.9%
Sysmiss		3	
Warning: these figures indicate the number of cases found in the data file. They cannot be interpreted as summary statistics of the population of interest.			
# fad14: You can't tell how a person is feeling from what they are saying. /Não é possível			
Information	[Type= discrete] [Format=numeric] [Range= 1-4] [Missing=*]		
Statistics [NW/ W]	[Valid=191 -] [Invalid=3 -]		
Value	Label	Cases	Percentage
1	Strongly agree/Concordo fortemente	9	<div><div></div></div> 4.7%
2	Agree/Concordo	76	<div><div></div></div> 39.8%
3	Disagree/Discordo	76	<div><div></div></div> 39.8%
4	Strongly disagree/Discordo fortemente	30	<div><div></div></div> 15.7%
Sysmiss		3	
Warning: these figures indicate the number of cases found in the data file. They cannot be interpreted as summary statistics of the population of interest.			
# fad15: Family tasks don't get spread around enough./As tarefas familiares não são divi			
Information	[Type= discrete] [Format=numeric] [Range= 1-4] [Missing=*]		
Statistics [NW/ W]	[Valid=191 -] [Invalid=3 -]		
Value	Label	Cases	Percentage
1	Strongly agree/Concordo fortemente	12	<div><div></div></div> 6.3%
2	Agree/Concordo	52	<div><div></div></div> 27.2%
3	Disagree/Discordo	97	<div><div></div></div> 50.8%
4	Strongly disagree/Discordo fortemente	30	<div><div></div></div> 15.7%
Sysmiss		3	
Warning: these figures indicate the number of cases found in the data file. They cannot be interpreted as summary statistics of the population of interest.			
# fad19: Some of us just don't respond emotionally./ Alguns de nós nunca demonstram emoções			
Information	[Type= discrete] [Format=numeric] [Range= 1-4] [Missing=*]		
Statistics [NW/ W]	[Valid=191 -] [Invalid=3 -]		
Value	Label	Cases	Percentage
1	Strongly agree/Concordo fortemente	3	<div><div></div></div> 1.6%
2	Agree/Concordo	64	<div><div></div></div> 33.5%
3	Disagree/Discordo	90	<div><div></div></div> 47.1%
4	Strongly disagree/Discordo fortemente	34	<div><div></div></div> 17.8%

# fad19: Some of us just don't respond emotionally./ Alguns de nã³s nunca demonstram emoÃ§			
Value	Label	Cases	Percentage
Sysmiss		3	
Warning: these figures indicate the number of cases found in the data file. They cannot be interpreted as summary statistics of the population of interest.			
# fad25: We are too self centered. /Somos muito egocÃntricos			
Information	[Type= discrete] [Format=numeric] [Range= 1-4] [Missing=*]		
Statistics [NW/ W]	[Valid=191 /-] [Invalid=3 /-]		
Value	Label	Cases	Percentage
1	Strongly agree/Concordo fortemente	2	1.0%
2	Agree/Concordo	16	8.4%
3	Disagree/Discordo	126	66.0%
4	Strongly disagree/Discordo fortemente	47	24.6%
Sysmiss		3	
Warning: these figures indicate the number of cases found in the data file. They cannot be interpreted as summary statistics of the population of interest.			
# fad20: We know what to do in an emergency./Sabemos o que fazer em uma emergÃanci			
Information	[Type= discrete] [Format=numeric] [Range= 1-4] [Missing=*]		
Statistics [NW/ W]	[Valid=191 /-] [Invalid=3 /-]		
Value	Label	Cases	Percentage
1	Strongly agree/Concordo fortemente	44	23.0%
2	Agree/Concordo	136	71.2%
3	Disagree/Discordo	10	5.2%
4	Strongly disagree/Discordo fortemente	1	0.5%
Sysmiss		3	
Warning: these figures indicate the number of cases found in the data file. They cannot be interpreted as summary statistics of the population of interest.			
# fad27: We have no clear expectations about toilet habits./NÃ£o temos expectativas claras			
Information	[Type= discrete] [Format=numeric] [Range= 1-4] [Missing=*]		
Statistics [NW/ W]	[Valid=191 /-] [Invalid=3 /-]		
Value	Label	Cases	Percentage
1	Strongly agree/Concordo fortemente	2	1.0%
2	Agree/Concordo	7	3.7%
3	Disagree/Discordo	122	63.9%
4	Strongly disagree/Discordo fortemente	60	31.4%
Sysmiss		3	
Warning: these figures indicate the number of cases found in the data file. They cannot be interpreted as summary statistics of the population of interest.			
# fad47: If the rules are broken, we don't know what to expect./ Se as regras forem quebra			
Information	[Type= discrete] [Format=numeric] [Range= 1-4] [Missing=*]		
Statistics [NW/ W]	[Valid=191 /-] [Invalid=3 /-]		
Value	Label	Cases	Percentage
1	Strongly agree/Concordo fortemente	2	1.0%
2	Agree/Concordo	39	20.4%
3	Disagree/Discordo	118	61.8%
4	Strongly disagree/Discordo fortemente	32	16.8%
Sysmiss		3	
Warning: these figures indicate the number of cases found in the data file. They cannot be interpreted as summary statistics of the population of interest.			

# fad06: In time of crisis we can turn to each other for support. /Em tempos de crise pode			
Information	[Type= discrete] [Format=numeric] [Range= 1-4] [Missing=*]		
Statistics [NW/ W]	[Valid=191 /-] [Invalid=3 /-]		
Value	Label	Cases	Percentage
1	Strongly agree/Concordo fortemente	51	<div><div></div></div> 26.7%
2	Agree/Concordo	126	<div><div></div></div> 66.0%
3	Disagree/Discordo	11	<div><div></div></div> 5.8%
4	Strongly disagree/Discordo fortemente	3	<div><div></div></div> 1.6%
Sysmiss		3	
Warning: these figures indicate the number of cases found in the data file. They cannot be interpreted as summary statistics of the population of interest.			
# fad26: We can express feelings to each other./ Somos capazes de expressar sentimentos un			
Information	[Type= discrete] [Format=numeric] [Range= 1-4] [Missing=*]		
Statistics [NW/ W]	[Valid=191 /-] [Invalid=3 /-]		
Value	Label	Cases	Percentage
1	Strongly agree/Concordo fortemente	43	<div><div></div></div> 22.5%
2	Agree/Concordo	131	<div><div></div></div> 68.6%
3	Disagree/Discordo	14	<div><div></div></div> 7.3%
4	Strongly disagree/Discordo fortemente	3	<div><div></div></div> 1.6%
Sysmiss		3	
Warning: these figures indicate the number of cases found in the data file. They cannot be interpreted as summary statistics of the population of interest.			
# fad41: Making decisions is a problem for our family. /Tomar decisÃµes Ã© um problema em			
Information	[Type= discrete] [Format=numeric] [Range= 1-4] [Missing=*]		
Statistics [NW/ W]	[Valid=191 /-] [Invalid=3 /-]		
Value	Label	Cases	Percentage
1	Strongly agree/Concordo fortemente	5	<div><div></div></div> 2.6%
2	Agree/Concordo	31	<div><div></div></div> 16.2%
3	Disagree/Discordo	122	<div><div></div></div> 63.9%
4	Strongly disagree/Discordo fortemente	33	<div><div></div></div> 17.3%
Sysmiss		3	
Warning: these figures indicate the number of cases found in the data file. They cannot be interpreted as summary statistics of the population of interest.			
# fad51: We don't get along well together./NÃ£o nos damos bem			
Information	[Type= discrete] [Format=numeric] [Range= 1-4] [Missing=*]		
Statistics [NW/ W]	[Valid=191 /-] [Invalid=3 /-]		
Value	Label	Cases	Percentage
1	Strongly agree/Concordo fortemente	3	<div><div></div></div> 1.6%
2	Agree/Concordo	14	<div><div></div></div> 7.3%
3	Disagree/Discordo	127	<div><div></div></div> 66.5%
4	Strongly disagree/Discordo fortemente	47	<div><div></div></div> 24.6%
Sysmiss		3	
Warning: these figures indicate the number of cases found in the data file. They cannot be interpreted as summary statistics of the population of interest.			
# fad56: We confide in each other./ Confiamos uns nos outros			
Information	[Type= discrete] [Format=numeric] [Range= 1-4] [Missing=*]		
Statistics [NW/ W]	[Valid=191 /-] [Invalid=3 /-]		

# fad56: We confide in each other./ Confiamos uns nos outros			
Value	Label	Cases	Percentage
1	Strongly agree/Concordo fortemente	42	<div><div></div></div> 22.0%
2	Agree/Concordo	132	<div><div></div></div> 69.1%
3	Disagree/Discordo	16	<div><div></div></div> 8.4%
4	Strongly disagree/Discordo fortemente	1	<div><div></div></div> 0.5%
Sysmiss		3	
Warning: these figures indicate the number of cases found in the data file. They cannot be interpreted as summary statistics of the population of interest.			
# ss_person_there: There is a special person who is around when I am in need./ Existe uma pessoa esp			
Information	[Type= discrete] [Format=numeric] [Range= 1-7] [Missing=*]		
Statistics [NW/ W]	[Valid=191 -] [Invalid=3 -]		
Value	Label	Cases	Percentage
1	Very strongly disagree/ Discorda totalmente	2	<div><div></div></div> 1.0%
2	Strongly disagree/ Discordo fortemente	7	<div><div></div></div> 3.7%
3	Mildly disagree/ Discordo parcialmente	5	<div><div></div></div> 2.6%
4	Neutral/ Sou neutro	0	
5	Mildly agree/ Concordo parcialmente	8	<div><div></div></div> 4.2%
6	Strongly agree/ Concordo fortemente	100	<div><div></div></div> 52.4%
7	Very strongly agree/Concordo totalmente	69	<div><div></div></div> 36.1%
Sysmiss		3	
Warning: these figures indicate the number of cases found in the data file. They cannot be interpreted as summary statistics of the population of interest.			
# ss_family_support: I get the emotional help & support I need from my family. /Eu recebo a ajuda e o			
Information	[Type= discrete] [Format=numeric] [Range= 1-7] [Missing=*]		
Statistics [NW/ W]	[Valid=191 -] [Invalid=3 -]		
Value	Label	Cases	Percentage
1	Very strongly disagree/ Discorda totalmente	5	<div><div></div></div> 2.6%
2	Strongly disagree/ Discordo fortemente	7	<div><div></div></div> 3.7%
3	Mildly disagree/ Discordo parcialmente	9	<div><div></div></div> 4.7%
4	Neutral/ Sou neutro	3	<div><div></div></div> 1.6%
5	Mildly agree/ Concordo parcialmente	8	<div><div></div></div> 4.2%
6	Strongly agree/ Concordo fortemente	94	<div><div></div></div> 49.2%
7	Very strongly agree/Concordo totalmente	65	<div><div></div></div> 34.0%
Sysmiss		3	
Warning: these figures indicate the number of cases found in the data file. They cannot be interpreted as summary statistics of the population of interest.			
# ss_person_comfort: I have a special person who is a real source of comfort to me./Eu tenho uma pesso			
Information	[Type= discrete] [Format=numeric] [Range= 1-7] [Missing=*]		
Statistics [NW/ W]	[Valid=191 -] [Invalid=3 -]		
Value	Label	Cases	Percentage
1	Very strongly disagree/ Discorda totalmente	4	<div><div></div></div> 2.1%
2	Strongly disagree/ Discordo fortemente	4	<div><div></div></div> 2.1%
3	Mildly disagree/ Discordo parcialmente	3	<div><div></div></div> 1.6%
4	Neutral/ Sou neutro	1	<div><div></div></div> 0.5%
5	Mildly agree/ Concordo parcialmente	10	<div><div></div></div> 5.2%
6	Strongly agree/ Concordo fortemente	104	<div><div></div></div> 54.5%
7	Very strongly agree/Concordo totalmente	65	<div><div></div></div> 34.0%

# ss_person_comfort: I have a special person who is a real source of comfort to me./Eu tenho uma pessoa			
Value	Label	Cases	Percentage
Sysmiss		3	
Warning: these figures indicate the number of cases found in the data file. They cannot be interpreted as summary statistics of the population of interest.			
# ss_friends_wrong: I can count on my friends when things go wrong./Eu posso contar com meus amigos q			
Information	[Type= discrete] [Format=numeric] [Range= 1-7] [Missing=*]		
Statistics [NW/ W]	[Valid=191 -] [Invalid=3 -]		
Value	Label	Cases	Percentage
1	Very strongly disagree/ Discorda totalmente	38	19.9%
2	Strongly disagree/ Discordo fortemente	25	13.1%
3	Mildly disagree/ Discordo parcialmente	21	11.0%
4	Neutral/ Sou neutro	1	0.5%
5	Mildly agree/ Concordo parcialmente	29	15.2%
6	Strongly agree/ Concordo fortemente	60	31.4%
7	Very strongly agree/Concordo totalmente	17	8.9%
Sysmiss		3	
Warning: these figures indicate the number of cases found in the data file. They cannot be interpreted as summary statistics of the population of interest.			
# pr_frequent_conflicts: Do you and your partner have frequent conflicts? /VocÃª e seu/sua parceiro/a tÃm			
Information	[Type= discrete] [Format=numeric] [Range= 0-7777] [Missing=*]		
Statistics [NW/ W]	[Valid=191 -] [Invalid=3 -]		
Value	Label	Cases	Percentage
0	No/NÃo	148	77.5%
1	Yes/Sim	13	6.8%
2	Sometimes/Ãs vezes	30	15.7%
7777	Don't know/NÃo sabe	0	
Sysmiss		3	
Warning: these figures indicate the number of cases found in the data file. They cannot be interpreted as summary statistics of the population of interest.			
# pr_partner_problems: Can you talk to your partner about any problems you might have? /VocÃª se sente c			
Information	[Type= discrete] [Format=numeric] [Range= 0-7777] [Missing=*]		
Statistics [NW/ W]	[Valid=191 -] [Invalid=3 -]		
Value	Label	Cases	Percentage
0	No/NÃo	35	18.3%
1	Yes/Sim	146	76.4%
2	Sometimes/Ãs vezes	10	5.2%
7777	Don't know/NÃo sabe	0	
Sysmiss		3	
Warning: these figures indicate the number of cases found in the data file. They cannot be interpreted as summary statistics of the population of interest.			
# pr_harder: Do you feel that your partner makes things harder for you because of the way he/s			
Information	[Type= discrete] [Format=numeric] [Range= 0-7777] [Missing=*]		
Statistics [NW/ W]	[Valid=191 -] [Invalid=3 -]		
Value	Label	Cases	Percentage
0	No/NÃo	146	76.4%
1	Yes/Sim	27	14.1%
2	Sometimes/Ãs vezes	18	9.4%

# pr_harder: Do you feel that your partner makes things harder for you because of the way he/s			
Value	Label	Cases	Percentage
7777	Don't know/Não sabe	0	
Sysmiss		3	
Warning: these figures indicate the number of cases found in the data file. They cannot be interpreted as summary statistics of the population of interest.			
# stress_killed: Have you or a member of your close family been in real danger of being killed?/ V			
Information	[Type= discrete] [Format=numeric] [Range= 0-7777] [Missing=*]		
Statistics [NW/ W]	[Valid=191 -/] [Invalid=3 -/]		
Value	Label	Cases	Percentage
0	No/Não	174	<div><div></div></div> 91.1%
1	Yes/Sim	17	<div><div></div></div> 8.9%
2	Sometimes/Às vezes	0	
7777	Don't know/Não sabe	0	
Sysmiss		3	
Warning: these figures indicate the number of cases found in the data file. They cannot be interpreted as summary statistics of the population of interest.			
# stress_crime: Did you witness a violent crime (e.g. murder, robbery, assault, rape)? /VocÃª tes			
Information	[Type= discrete] [Format=numeric] [Range= 0-7777] [Missing=*]		
Statistics [NW/ W]	[Valid=191 -/] [Invalid=3 -/]		
Value	Label	Cases	Percentage
0	No/Não	184	<div><div></div></div> 96.3%
1	Yes/Sim	7	<div><div></div></div> 3.7%
2	Sometimes/Às vezes	0	
7777	Don't know/Não sabe	0	
Sysmiss		3	
Warning: these figures indicate the number of cases found in the data file. They cannot be interpreted as summary statistics of the population of interest.			
# stress_debt: Have you found that you are in so much debt that you don't know how you will repa			
Information	[Type= discrete] [Format=numeric] [Range= 0-7777] [Missing=*]		
Statistics [NW/ W]	[Valid=191 -/] [Invalid=3 -/]		
Value	Label	Cases	Percentage
0	No/Não	160	<div><div></div></div> 83.8%
1	Yes/Sim	31	<div><div></div></div> 16.2%
2	Sometimes/Às vezes	0	
7777	Don't know/Não sabe	0	
Sysmiss		3	
Warning: these figures indicate the number of cases found in the data file. They cannot be interpreted as summary statistics of the population of interest.			
# stress_basics: Have you or your close family ever had too little money for basics, such as food,			
Information	[Type= discrete] [Format=numeric] [Range= 0-7777] [Missing=*]		
Statistics [NW/ W]	[Valid=191 -/] [Invalid=3 -/]		
Value	Label	Cases	Percentage
0	No/Não	104	<div><div></div></div> 54.5%
1	Yes/Sim	87	<div><div></div></div> 45.5%
2	Sometimes/Às vezes	0	
7777	Don't know/Não sabe	0	
Sysmiss		3	

# stress_basics: Have you or your close family ever had too little money for basics, such as food,			
Warning: these figures indicate the number of cases found in the data file. They cannot be interpreted as summary statistics of the population of interest.			
# stress_ill: Have you or anyone in your close family been seriously ill? /VocÃª ou alguÃ©m da			
Information	[Type= discrete] [Format=numeric] [Range= 0-7777] [Missing=*]		
Statistics [NW/ W]	[Valid=191 -] [Invalid=3 -]		
Value	Label	Cases	Percentage
0	No/NÃo	150	<div><div></div></div> 78.5%
1	Yes/Sim	41	<div><div></div></div> 21.5%
2	Sometimes/Ãs vezes	0	
7777	Don't know/NÃo sabe	0	
Sysmiss		3	
Warning: these figures indicate the number of cases found in the data file. They cannot be interpreted as summary statistics of the population of interest.			
# stress_die: Did any member of your close family die? /Algum membro da sua famÃlia morreu?			
Information	[Type= discrete] [Format=numeric] [Range= 0-7777] [Missing=*]		
Statistics [NW/ W]	[Valid=191 -] [Invalid=3 -]		
Value	Label	Cases	Percentage
0	No/NÃo	142	<div><div></div></div> 74.3%
1	Yes/Sim	49	<div><div></div></div> 25.7%
2	Sometimes/Ãs vezes	0	
7777	Don't know/NÃo sabe	0	
Sysmiss		3	
Warning: these figures indicate the number of cases found in the data file. They cannot be interpreted as summary statistics of the population of interest.			
# stress_disability: Is there anyone in your close family with a serious disability (e.g. epilepsy, me			
Information	[Type= discrete] [Format=numeric] [Range= 0-7777] [Missing=*]		
Statistics [NW/ W]	[Valid=191 -] [Invalid=3 -]		
Value	Label	Cases	Percentage
0	No/NÃo	159	<div><div></div></div> 83.2%
1	Yes/Sim	32	<div><div></div></div> 16.8%
2	Sometimes/Ãs vezes	0	
7777	Don't know/NÃo sabe	0	
Sysmiss		3	
Warning: these figures indicate the number of cases found in the data file. They cannot be interpreted as summary statistics of the population of interest.			
# stress_addiction: Is there anyone in your close family who has a problem with drugs or alcohol? /HÃ			
Information	[Type= discrete] [Format=numeric] [Range= 0-7777] [Missing=*]		
Statistics [NW/ W]	[Valid=191 -] [Invalid=3 -]		
Value	Label	Cases	Percentage
0	No/NÃo	143	<div><div></div></div> 74.9%
1	Yes/Sim	48	<div><div></div></div> 25.1%
2	Sometimes/Ãs vezes	0	
7777	Don't know/NÃo sabe	0	
Sysmiss		3	
Warning: these figures indicate the number of cases found in the data file. They cannot be interpreted as summary statistics of the population of interest.			
# stress_breakup: Have you had a break-up with your husband or partner? /VocÃª passou por um tÃ©rmi			
Information	[Type= discrete] [Format=numeric] [Range= 0-7777] [Missing=*]		

# stress_breakup: Have you had a break-up with your husband or partner? /VocÃª passou por um tÃ©rmi			
Statistics [NW/ W]		[Valid=191 /-] [Invalid=3 /-]	
Value	Label	Cases	Percentage
0	No/NÃo	165	<div></div> 86.4%
1	Yes/Sim	26	<div></div> 13.6%
2	Sometimes/Ãs vezes	0	
7777	Don't know/NÃo sabe	0	
Sysmiss		3	
Warning: these figures indicate the number of cases found in the data file. They cannot be interpreted as summary statistics of the population of interest.			
# stress_beaten: Has your husband or partner hit or beaten you? /Seu marido/esposa ou parceiro/a j			
Information		[Type= discrete] [Format=numeric] [Range= 0-7777] [Missing=*]	
Statistics [NW/ W]		[Valid=191 /-] [Invalid=3 /-]	
Value	Label	Cases	Percentage
0	No/NÃo	186	<div></div> 97.4%
1	Yes/Sim	5	<div></div> 2.6%
2	Sometimes/Ãs vezes	0	
7777	Don't know/NÃo sabe	0	
Sysmiss		3	
Warning: these figures indicate the number of cases found in the data file. They cannot be interpreted as summary statistics of the population of interest.			

# stress_fight: Have you had any serious fight or alienation from members of your family or your			
Information	[Type= discrete] [Format=numeric] [Range= 0-7777] [Missing=*]		
Statistics [NW/ W]	[Valid=191 -/] [Invalid=3 -/]		
Value	Label	Cases	Percentage
0	No/Não	157	<div></div> 82.2%
1	Yes/Sim	34	<div></div> 17.8%
2	Sometimes/Às vezes	0	
7777	Don't know/Não sabe	0	
Sysmiss		3	
Warning: these figures indicate the number of cases found in the data file. They cannot be interpreted as summary statistics of the population of interest.			
# stress_12mdie: Has anyone close to you died in the last 12 months?/Alguém próximo de você fal			
Information	[Type= discrete] [Format=numeric] [Range= 0-7777] [Missing=*]		
Statistics [NW/ W]	[Valid=191 -/] [Invalid=3 -/]		
Value	Label	Cases	Percentage
0	No/Não	101	<div></div> 52.9%
1	Yes/Sim	90	<div></div> 47.1%
2	Sometimes/Às vezes	0	
7777	Don't know/Não sabe	0	
Sysmiss		3	
Warning: these figures indicate the number of cases found in the data file. They cannot be interpreted as summary statistics of the population of interest.			
# confidante_recall: Do you remember using this? /Você se lembra de utilizar este recurso?			
Information	[Type= discrete] [Format=numeric] [Range= 0-7777] [Missing=*]		
Statistics [NW/ W]	[Valid=192 -/] [Invalid=2 -/]		
Value	Label	Cases	Percentage
0	No/Não	130	<div></div> 67.7%
1	Yes/Sim	62	<div></div> 32.3%
2	Sometimes/Às vezes	0	
7777	Don't know/Não sabe	0	
Sysmiss		2	
Warning: these figures indicate the number of cases found in the data file. They cannot be interpreted as summary statistics of the population of interest.			
# confidante_rate: Rate on a scale 1-10 1-Not helpful 10 - Extremely helpful/DÃ uma nota de 1 a 10			
Information	[Type= discrete] [Format=numeric] [Range= 1-10] [Missing=*]		
Statistics [NW/ W]	[Valid=111 -/] [Invalid=83 -/]		
Value	Label	Cases	Percentage
1	1	48	<div></div> 43.2%
2	2	0	
3	3	0	
4	4	0	
5	5	1	<div></div> 0.9%
6	6	1	<div></div> 0.9%
7	7	3	<div></div> 2.7%
8	8	6	<div></div> 5.4%
9	9	14	<div></div> 12.6%
10	10	38	<div></div> 34.2%

# confidante_rate: Rate on a scale 1-10 1-Not helpful 10 - Extremely helpful/DÃ^a uma nota de 1 a 10			
Value	Label	Cases	Percentage
Sysmiss		83	
<i>Warning: these figures indicate the number of cases found in the data file. They cannot be interpreted as summary statistics of the population of interest.</i>			
# confidante_apply: Have you been able to apply what you learnt from this resource in your day to day			
Information	[Type= discrete] [Format=numeric] [Range= 0-7777] [Missing=*]		
Statistics [NW/ W]	[Valid=111 /-] [Invalid=83 /-]		
Value	Label	Cases	Percentage
0	No/Não	47	42.3%
1	Yes/Sim	64	57.7%
2	Sometimes/Às vezes	0	
7777	Don't know/Não sabe	0	
Sysmiss		83	
<i>Warning: these figures indicate the number of cases found in the data file. They cannot be interpreted as summary statistics of the population of interest.</i>			
# confidante_impact: If yes, has impact been positive or negative? /Em caso afirmativo, o impacto do r			
Information	[Type= discrete] [Format=numeric] [Range= 1-2] [Missing=*]		
Statistics [NW/ W]	[Valid=64 /-] [Invalid=130 /-]		
Value	Label	Cases	Percentage
1	Positive/Positivo	64	100.0%
2	Negative/Negativo	0	
Sysmiss		130	
<i>Warning: these figures indicate the number of cases found in the data file. They cannot be interpreted as summary statistics of the population of interest.</i>			
# bucket_recall: Do you remember using this? /VocÃ^a se lembra de utilizar este recurso?			
Information	[Type= discrete] [Format=numeric] [Range= 0-7777] [Missing=*]		
Statistics [NW/ W]	[Valid=192 /-] [Invalid=2 /-]		
Value	Label	Cases	Percentage
0	No/Não	106	55.2%
1	Yes/Sim	86	44.8%
2	Sometimes/Às vezes	0	
7777	Don't know/Não sabe	0	
Sysmiss		2	
<i>Warning: these figures indicate the number of cases found in the data file. They cannot be interpreted as summary statistics of the population of interest.</i>			
# bucket_rate: Rate on a scale 1-10 1-Not helpful 10 - Extremely helpful/DÃ^a uma nota de 1 a 10			
Information	[Type= discrete] [Format=numeric] [Range= 1-10] [Missing=*]		
Statistics [NW/ W]	[Valid=122 /-] [Invalid=72 /-]		
Value	Label	Cases	Percentage
1	1	37	30.3%
2	2	1	0.8%
3	3	1	0.8%
4	4	0	
5	5	1	0.8%
6	6	0	
7	7	4	3.3%
8	8	14	11.5%

# bucket_rate: Rate on a scale 1-10 1-Not helpful 10 - Extremely helpful/DÃª uma nota de 1 a 10			
Value	Label	Cases	Percentage
9	9	19	<div></div> 15.6%
10	10	45	<div></div> 36.9%
Sysmiss		72	
Warning: these figures indicate the number of cases found in the data file. They cannot be interpreted as summary statistics of the population of interest.			
# bucket_apply: Have you been able to apply what you learnt from this resource in your day to day			
Information	[Type= discrete] [Format=numeric] [Range= 0-7777] [Missing=*]		
Statistics [NW/ W]	[Valid=122 /-] [Invalid=72 /-]		
Value	Label	Cases	Percentage
0	No/Não	41	<div></div> 33.6%
1	Yes/Sim	81	<div></div> 66.4%
2	Sometimes/Às vezes	0	
7777	Don't know/Não sabe	0	
Sysmiss		72	
Warning: these figures indicate the number of cases found in the data file. They cannot be interpreted as summary statistics of the population of interest.			
# bucket_impact: If yes, has impact been positive or negative? /Em caso afirmativo, o impacto do r			
Information	[Type= discrete] [Format=numeric] [Range= 1-2] [Missing=*]		
Statistics [NW/ W]	[Valid=81 /-] [Invalid=113 /-]		
Value	Label	Cases	Percentage
1	Positive/Positivo	81	<div></div> 100.0%
2	Negative/Negativo	0	
Sysmiss		113	
Warning: these figures indicate the number of cases found in the data file. They cannot be interpreted as summary statistics of the population of interest.			
# anpm_recall: Do you remember using this? /VocÃª se lembra de utilizar este recurso?			
Information	[Type= discrete] [Format=numeric] [Range= 0-7777] [Missing=*]		
Statistics [NW/ W]	[Valid=192 /-] [Invalid=2 /-]		
Value	Label	Cases	Percentage
0	No/Não	157	<div></div> 81.8%
1	Yes/Sim	35	<div></div> 18.2%
2	Sometimes/Às vezes	0	
7777	Don't know/Não sabe	0	
Sysmiss		2	
Warning: these figures indicate the number of cases found in the data file. They cannot be interpreted as summary statistics of the population of interest.			
# anpm_rate: Rate on a scale 1-10 1-Not helpful 10 - Extremely helpful/DÃª uma nota de 1 a 10			
Information	[Type= discrete] [Format=numeric] [Range= 1-10] [Missing=*]		
Statistics [NW/ W]	[Valid=92 /-] [Invalid=102 /-]		
Value	Label	Cases	Percentage
1	1	59	<div></div> 64.1%
2	2	0	
3	3	0	
4	4	0	
5	5	0	
6	6	0	

# anpm_rate: Rate on a scale 1-10 1-Not helpful 10 - Extremely helpful/DÃª uma nota de 1 a 10			
Value	Label	Cases	Percentage
7	7	3	<div><div></div></div> 3.3%
8	8	3	<div><div></div></div> 3.3%
9	9	5	<div><div></div></div> 5.4%
10	10	22	<div><div></div></div> 23.9%
Sysmiss		102	
Warning: these figures indicate the number of cases found in the data file. They cannot be interpreted as summary statistics of the population of interest.			
# anpm_apply: Have you been able to apply what you learnt from this resource in your day to day			
Information	[Type= discrete] [Format=numeric] [Range= 0-7777] [Missing=*]		
Statistics [NW/ W]	[Valid=92 /-] [Invalid=102 /-]		
Value	Label	Cases	Percentage
0	No/NÃ£o	59	<div><div></div></div> 64.1%
1	Yes/Sim	33	<div><div></div></div> 35.9%
2	Sometimes/Ãs vezes	0	
7777	Don't know/NÃ£o sabe	0	
Sysmiss		102	
Warning: these figures indicate the number of cases found in the data file. They cannot be interpreted as summary statistics of the population of interest.			
# anpm_impact: If yes, has impact been positive or negative? /Em caso afirmativo, o impacto do r			
Information	[Type= discrete] [Format=numeric] [Range= 1-2] [Missing=*]		
Statistics [NW/ W]	[Valid=33 /-] [Invalid=161 /-]		
Value	Label	Cases	Percentage
1	Positive/Positivo	33	<div><div></div></div> 100.0%
2	Negative/Negativo	0	
Sysmiss		161	
Warning: these figures indicate the number of cases found in the data file. They cannot be interpreted as summary statistics of the population of interest.			
# map_recall: Do you remember using this?/VocÃª se lembra de utilizar este recurso?			
Information	[Type= discrete] [Format=numeric] [Range= 0-7777] [Missing=*]		
Statistics [NW/ W]	[Valid=192 /-] [Invalid=2 /-]		
Value	Label	Cases	Percentage
0	No/NÃ£o	138	<div><div></div></div> 71.9%
1	Yes/Sim	54	<div><div></div></div> 28.1%
2	Sometimes/Ãs vezes	0	
7777	Don't know/NÃ£o sabe	0	
Sysmiss		2	
Warning: these figures indicate the number of cases found in the data file. They cannot be interpreted as summary statistics of the population of interest.			
# map_rate: Rate on a scale 1-10 1-Not helpful 10 - Extremely helpful/DÃª uma nota de 1 a 10			
Information	[Type= discrete] [Format=numeric] [Range= 1-10] [Missing=*]		
Statistics [NW/ W]	[Valid=109 /-] [Invalid=85 /-]		
Value	Label	Cases	Percentage
1	1	54	<div><div></div></div> 49.5%
2	2	0	
3	3	0	
4	4	0	

# map_rate: Rate on a scale 1-10 1-Not helpful 10 - Extremely helpful/DÃª uma nota de 1 a 10			
Value	Label	Cases	Percentage
5	5	1	<div><div></div></div> 0.9%
6	6	0	
7	7	3	<div><div></div></div> 2.8%
8	8	10	<div><div></div></div> 9.2%
9	9	12	<div><div></div></div> 11.0%
10	10	29	<div><div></div></div> 26.6%
Sysmiss		85	
Warning: these figures indicate the number of cases found in the data file. They cannot be interpreted as summary statistics of the population of interest.			
# map_apply: Have you been able to apply what you learnt from this resource in your day to day			
Information	[Type= discrete] [Format=numeric] [Range= 0-7777] [Missing=*]		
Statistics [NW/ W]	[Valid=108 /-] [Invalid=86 /-]		
Value	Label	Cases	Percentage
0	No/Não	53	<div><div></div></div> 49.1%
1	Yes/Sim	55	<div><div></div></div> 50.9%
2	Sometimes/Às vezes	0	
7777	Don't know/Não sabe	0	
Sysmiss		86	
Warning: these figures indicate the number of cases found in the data file. They cannot be interpreted as summary statistics of the population of interest.			
# map_impact: If yes, has impact been positive or negative? /Em caso afirmativo, o impacto do r			
Information	[Type= discrete] [Format=numeric] [Range= 1-2] [Missing=*]		
Statistics [NW/ W]	[Valid=54 /-] [Invalid=140 /-]		
Value	Label	Cases	Percentage
1	Positive/Positivo	54	<div><div></div></div> 100.0%
2	Negative/Negativo	0	
Sysmiss		140	
Warning: these figures indicate the number of cases found in the data file. They cannot be interpreted as summary statistics of the population of interest.			
# basket_recall: Do you remember using this? /VocÃª se lembra de utilizar este recurso?			
Information	[Type= discrete] [Format=numeric] [Range= 0-7777] [Missing=*]		
Statistics [NW/ W]	[Valid=192 /-] [Invalid=2 /-]		
Value	Label	Cases	Percentage
0	No/Não	94	<div><div></div></div> 49.0%
1	Yes/Sim	98	<div><div></div></div> 51.0%
2	Sometimes/Às vezes	0	
7777	Don't know/Não sabe	0	
Sysmiss		2	
Warning: these figures indicate the number of cases found in the data file. They cannot be interpreted as summary statistics of the population of interest.			
# basket_rate: Rate on a scale 1-10 1-Not helpful 10 - Extremely helpful/DÃª uma nota de 1 a 10			
Information	[Type= discrete] [Format=numeric] [Range= 1-10] [Missing=*]		
Statistics [NW/ W]	[Valid=130 /-] [Invalid=64 /-]		
Value	Label	Cases	Percentage
1	1	32	<div><div></div></div> 24.6%
2	2	0	

# basket_rate: Rate on a scale 1-10 1-Not helpful 10 - Extremely helpful/DÃª uma nota de 1 a 10			
Value	Label	Cases	Percentage
3	3	0	
4	4	1	0.8%
5	5	3	2.3%
6	6	3	2.3%
7	7	2	1.5%
8	8	16	12.3%
9	9	12	9.2%
10	10	61	46.9%
Sysmiss		64	
Warning: these figures indicate the number of cases found in the data file. They cannot be interpreted as summary statistics of the population of interest.			
# basket_apply: Have you been able to apply what you learnt from this resource in your day to day			
Information	[Type= discrete] [Format=numeric] [Range= 0-7777] [Missing=*]		
Statistics [NW/ W]	[Valid=130 /-] [Invalid=64 /-]		
Value	Label	Cases	Percentage
0	No/Não	33	25.4%
1	Yes/Sim	97	74.6%
2	Sometimes/Às vezes	0	
7777	Don't know/Não sabe	0	
Sysmiss		64	
Warning: these figures indicate the number of cases found in the data file. They cannot be interpreted as summary statistics of the population of interest.			
# basket_impact: If yes, has impact been positive or negative? /Em caso afirmativo, o impacto do r			
Information	[Type= discrete] [Format=numeric] [Range= 1-2] [Missing=*]		
Statistics [NW/ W]	[Valid=97 /-] [Invalid=97 /-]		
Value	Label	Cases	Percentage
1	Positive/Positivo	97	100.0%
2	Negative/Negativo	0	
Sysmiss		97	
Warning: these figures indicate the number of cases found in the data file. They cannot be interpreted as summary statistics of the population of interest.			
# coping_recall: Do you remember using this? /VocÃª se lembra de utilizar este recurso?			
Information	[Type= discrete] [Format=numeric] [Range= 0-7777] [Missing=*]		
Statistics [NW/ W]	[Valid=191 /-] [Invalid=3 /-]		
Value	Label	Cases	Percentage
0	No/Não	124	64.9%
1	Yes/Sim	67	35.1%
2	Sometimes/Às vezes	0	
7777	Don't know/Não sabe	0	
Sysmiss		3	
Warning: these figures indicate the number of cases found in the data file. They cannot be interpreted as summary statistics of the population of interest.			
# coping_rate: Rate on a scale 1-10 1-Not helpful 10 - Extremely helpful/DÃª uma nota de 1 a 10			
Information	[Type= discrete] [Format=numeric] [Range= 1-10] [Missing=*]		
Statistics [NW/ W]	[Valid=112 /-] [Invalid=82 /-]		

# coping_rate: Rate on a scale 1-10 1-Not helpful 10 - Extremely helpful/DÃª uma nota de 1 a 10			
Value	Label	Cases	Percentage
1	1	46	<div><div></div></div> 41.1%
2	2	0	
3	3	0	
4	4	0	
5	5	1	<div><div></div></div> 0.9%
6	6	2	<div><div></div></div> 1.8%
7	7	4	<div><div></div></div> 3.6%
8	8	10	<div><div></div></div> 8.9%
9	9	6	<div><div></div></div> 5.4%
10	10	43	<div><div></div></div> 38.4%
Sysmiss		82	
Warning: these figures indicate the number of cases found in the data file. They cannot be interpreted as summary statistics of the population of interest.			
# coping_apply: Have you been able to apply what you learnt from this resource in your day to day			
Information	[Type= discrete] [Format=numeric] [Range= 0-7777] [Missing=*]		
Statistics [NW/ W]	[Valid=111 -/] [Invalid=83 -/]		
Value	Label	Cases	Percentage
0	No/Não	49	<div><div></div></div> 44.1%
1	Yes/Sim	62	<div><div></div></div> 55.9%
2	Sometimes/Às vezes	0	
7777	Don't know/Não sabe	0	
Sysmiss		83	
Warning: these figures indicate the number of cases found in the data file. They cannot be interpreted as summary statistics of the population of interest.			
# coping_impact: If yes, has impact been positive or negative? /Em caso afirmativo, o impacto do r			
Information	[Type= discrete] [Format=numeric] [Range= 1-2] [Missing=*]		
Statistics [NW/ W]	[Valid=62 -/] [Invalid=132 -/]		
Value	Label	Cases	Percentage
1	Positive/Positivo	62	<div><div></div></div> 100.0%
2	Negative/Negativo	0	
Sysmiss		132	
Warning: these figures indicate the number of cases found in the data file. They cannot be interpreted as summary statistics of the population of interest.			
# routine_recall: Do you remember using this? /VocÃª se lembra de utilizar este recurso?			
Information	[Type= discrete] [Format=numeric] [Range= 0-7777] [Missing=*]		
Statistics [NW/ W]	[Valid=192 -/] [Invalid=2 -/]		
Value	Label	Cases	Percentage
0	No/Não	85	<div><div></div></div> 44.3%
1	Yes/Sim	107	<div><div></div></div> 55.7%
2	Sometimes/Às vezes	0	
7777	Don't know/Não sabe	0	
Sysmiss		2	
Warning: these figures indicate the number of cases found in the data file. They cannot be interpreted as summary statistics of the population of interest.			
# routine_rate: Rate on a scale 1-10 1-Not helpful 10 - Extremely helpful/DÃª uma nota de 1 a 10			
Information	[Type= discrete] [Format=numeric] [Range= 1-10] [Missing=*]		

# routine_rate: Rate on a scale 1-10 1-Not helpful 10 - Extremely helpful/DÃª uma nota de 1 a 10			
Statistics [NW/ W]		[Valid=134 -/] [Invalid=60 -/]	
Value	Label	Cases	Percentage
1	1	28	<div><div></div></div> 20.9%
2	2	0	
3	3	0	
4	4	0	
5	5	0	
6	6	2	<div><div></div></div> 1.5%
7	7	1	<div><div></div></div> 0.7%
8	8	10	<div><div></div></div> 7.5%
9	9	18	<div><div></div></div> 13.4%
10	10	75	<div><div></div></div> 56.0%
Sysmiss		60	
Warning: these figures indicate the number of cases found in the data file. They cannot be interpreted as summary statistics of the population of interest.			
# routine_apply: Have you been able to apply what you learnt from this resource in your day to day			
Information		[Type= discrete] [Format=numeric] [Range= 0-7777] [Missing=*]	
Statistics [NW/ W]		[Valid=134 -/] [Invalid=60 -/]	
Value	Label	Cases	Percentage
0	No/NÃo	28	<div><div></div></div> 20.9%
1	Yes/Sim	106	<div><div></div></div> 79.1%
2	Sometimes/Ãs vezes	0	
7777	Don't know/NÃo sabe	0	
Sysmiss		60	
Warning: these figures indicate the number of cases found in the data file. They cannot be interpreted as summary statistics of the population of interest.			
# routine_impact: If yes, has impact been positive or negative? /Em caso afirmativo, o impacto do r			
Information		[Type= discrete] [Format=numeric] [Range= 1-2] [Missing=*]	
Statistics [NW/ W]		[Valid=106 -/] [Invalid=88 -/]	
Value	Label	Cases	Percentage
1	Positive/Positivo	106	<div><div></div></div> 100.0%
2	Negative/Negativo	0	
Sysmiss		88	
Warning: these figures indicate the number of cases found in the data file. They cannot be interpreted as summary statistics of the population of interest.			
# blanket_recall: Do you remember using this? /VocÃª se lembra de utilizar este recurso?			
Information		[Type= discrete] [Format=numeric] [Range= 0-7777] [Missing=*]	
Statistics [NW/ W]		[Valid=192 -/] [Invalid=2 -/]	
Value	Label	Cases	Percentage
0	No/NÃo	125	<div><div></div></div> 65.1%
1	Yes/Sim	67	<div><div></div></div> 34.9%
2	Sometimes/Ãs vezes	0	
7777	Don't know/NÃo sabe	0	
Sysmiss		2	
Warning: these figures indicate the number of cases found in the data file. They cannot be interpreted as summary statistics of the population of interest.			

# blanket_rate: Rate on a scale 1-10 1-Not helpful 10 - Extremely helpful/DÃª uma nota de 1 a 10			
Information	[Type= discrete] [Format=numeric] [Range= 1-10] [Missing=*]		
Statistics [NW/ W]	[Valid=104 /-] [Invalid=90 /-]		
Value	Label	Cases	Percentage
1	1	35	<div><div></div></div> 33.7%
2	2	0	
3	3	0	
4	4	0	
5	5	1	<div><div></div></div> 1.0%
6	6	0	
7	7	3	<div><div></div></div> 2.9%
8	8	6	<div><div></div></div> 5.8%
9	9	9	<div><div></div></div> 8.7%
10	10	50	<div><div></div></div> 48.1%
Sysmiss		90	
Warning: these figures indicate the number of cases found in the data file. They cannot be interpreted as summary statistics of the population of interest.			
# blanket_apply: Have you been able to apply what you learnt from this resource in your day to day			
Information	[Type= discrete] [Format=numeric] [Range= 0-7777] [Missing=*]		
Statistics [NW/ W]	[Valid=104 /-] [Invalid=90 /-]		
Value	Label	Cases	Percentage
0	No/NÃ£o	37	<div><div></div></div> 35.6%
1	Yes/Sim	67	<div><div></div></div> 64.4%
2	Sometimes/Ãs vezes	0	
7777	Don't know/NÃ£o sabe	0	
Sysmiss		90	
Warning: these figures indicate the number of cases found in the data file. They cannot be interpreted as summary statistics of the population of interest.			
# blanket_impact: If yes, has impact been positive or negative? /Em caso afirmativo, o impacto do r			
Information	[Type= discrete] [Format=numeric] [Range= 1-2] [Missing=*]		
Statistics [NW/ W]	[Valid=67 /-] [Invalid=127 /-]		
Value	Label	Cases	Percentage
1	Positive/Positivo	67	<div><div></div></div> 100.0%
2	Negative/Negativo	0	
Sysmiss		127	
Warning: these figures indicate the number of cases found in the data file. They cannot be interpreted as summary statistics of the population of interest.			
# preg_cards_recall: Do you remember using this? /VocÃª se lembra de utilizar este recurso?			
Information	[Type= discrete] [Format=numeric] [Range= 0-7777] [Missing=*]		
Statistics [NW/ W]	[Valid=192 /-] [Invalid=2 /-]		
Value	Label	Cases	Percentage
0	No/NÃ£o	141	<div><div></div></div> 73.4%
1	Yes/Sim	51	<div><div></div></div> 26.6%
2	Sometimes/Ãs vezes	0	
7777	Don't know/NÃ£o sabe	0	
Sysmiss		2	
Warning: these figures indicate the number of cases found in the data file. They cannot be interpreted as summary statistics of the population of interest.			

# preg_cards_rate: Rate on a scale 1-10 1-Not helpful 10 - Extremely helpful/DÃª uma nota de 1 a 10			
Information	[Type= discrete] [Format=numeric] [Range= 1-10] [Missing=*]		
Statistics [NW/ W]	[Valid=89 /-] [Invalid=105 /-]		
Value	Label	Cases	Percentage
1	1	41	<div><div></div></div> 46.1%
2	2	0	
3	3	0	
4	4	0	
5	5	0	
6	6	0	
7	7	1	<div><div></div></div> 1.1%
8	8	4	<div><div></div></div> 4.5%
9	9	7	<div><div></div></div> 7.9%
10	10	36	<div><div></div></div> 40.4%
Sysmiss		105	
Warning: these figures indicate the number of cases found in the data file. They cannot be interpreted as summary statistics of the population of interest.			
# preg_cards_apply: Have you been able to apply what you learnt from this resource in your day to day			
Information	[Type= discrete] [Format=numeric] [Range= 0-7777] [Missing=*]		
Statistics [NW/ W]	[Valid=89 /-] [Invalid=105 /-]		
Value	Label	Cases	Percentage
0	No/Não	43	<div><div></div></div> 48.3%
1	Yes/Sim	46	<div><div></div></div> 51.7%
2	Sometimes/Às vezes	0	
7777	Don't know/Não sabe	0	
Sysmiss		105	
Warning: these figures indicate the number of cases found in the data file. They cannot be interpreted as summary statistics of the population of interest.			
# preg_cards_impact: If yes, has impact been positive or negative? /Em caso afirmativo, o impacto do r			
Information	[Type= discrete] [Format=numeric] [Range= 1-2] [Missing=*]		
Statistics [NW/ W]	[Valid=46 /-] [Invalid=148 /-]		
Value	Label	Cases	Percentage
1	Positive/Positivo	46	<div><div></div></div> 100.0%
2	Negative/Negativo	0	
Sysmiss		148	
Warning: these figures indicate the number of cases found in the data file. They cannot be interpreted as summary statistics of the population of interest.			
# post_card_recall: Do you remember using this? /Você se lembra de utilizar este recurso?			
Information	[Type= discrete] [Format=numeric] [Range= 0-7777] [Missing=*]		
Statistics [NW/ W]	[Valid=192 /-] [Invalid=2 /-]		
Value	Label	Cases	Percentage
0	No/Não	147	<div><div></div></div> 76.6%
1	Yes/Sim	45	<div><div></div></div> 23.4%
2	Sometimes/Às vezes	0	
7777	Don't know/Não sabe	0	
Sysmiss		2	
Warning: these figures indicate the number of cases found in the data file. They cannot be interpreted as summary statistics of the population of interest.			

# post_card_rate: Rate on a scale 1-10 1-Not helpful 10 - Extremely helpful/DÃª uma nota de 1 a 10			
Information	[Type= discrete] [Format=numeric] [Range= 1-10] [Missing=*]		
Statistics [NW/ W]	[Valid=90 /-] [Invalid=104 /-]		
Value	Label	Cases	Percentage
1	1	45	<div><div></div></div> 50.0%
2	2	0	
3	3	0	
4	4	0	
5	5	0	
6	6	1	<div><div></div></div> 1.1%
7	7	1	<div><div></div></div> 1.1%
8	8	5	<div><div></div></div> 5.6%
9	9	6	<div><div></div></div> 6.7%
10	10	32	<div><div></div></div> 35.6%
Sysmiss		104	
Warning: these figures indicate the number of cases found in the data file. They cannot be interpreted as summary statistics of the population of interest.			
# post_card_apply: Have you been able to apply what you learnt from this resource in your day to day			
Information	[Type= discrete] [Format=numeric] [Range= 0-7777] [Missing=*]		
Statistics [NW/ W]	[Valid=90 /-] [Invalid=104 /-]		
Value	Label	Cases	Percentage
0	No/Não	48	<div><div></div></div> 53.3%
1	Yes/Sim	42	<div><div></div></div> 46.7%
2	Sometimes/Às vezes	0	
7777	Don't know/Não sabe	0	
Sysmiss		104	
Warning: these figures indicate the number of cases found in the data file. They cannot be interpreted as summary statistics of the population of interest.			
# post_card_impact: If yes, has impact been positive or negative? /Em caso afirmativo, o impacto do r			
Information	[Type= discrete] [Format=numeric] [Range= 1-2] [Missing=*]		
Statistics [NW/ W]	[Valid=42 /-] [Invalid=152 /-]		
Value	Label	Cases	Percentage
1	Positive/Positivo	41	<div><div></div></div> 97.6%
2	Negative/Negativo	1	<div><div></div></div> 2.4%
Sysmiss		152	
Warning: these figures indicate the number of cases found in the data file. They cannot be interpreted as summary statistics of the population of interest.			
# foetal_card_recall: Do you remember using this? /VocÃª se lembra de utilizar este recurso?			
Information	[Type= discrete] [Format=numeric] [Range= 0-7777] [Missing=*]		
Statistics [NW/ W]	[Valid=192 /-] [Invalid=2 /-]		
Value	Label	Cases	Percentage
0	No/Não	154	<div><div></div></div> 80.2%
1	Yes/Sim	38	<div><div></div></div> 19.8%
2	Sometimes/Às vezes	0	
7777	Don't know/Não sabe	0	
Sysmiss		2	
Warning: these figures indicate the number of cases found in the data file. They cannot be interpreted as summary statistics of the population of interest.			

# foetal_card_rate: Rate on a scale 1-10 1-Not helpful 10 - Extremely helpful/DÃª uma nota de 1 a 10			
Information	[Type= discrete] [Format=numeric] [Range= 1-10] [Missing=*]		
Statistics [NW/ W]	[Valid=87 /-] [Invalid=107 /-]		
Value	Label	Cases	Percentage
1	1	48	<div><div></div></div> 55.2%
2	2	0	
3	3	0	
4	4	0	
5	5	0	
6	6	1	<div><div></div></div> 1.1%
7	7	1	<div><div></div></div> 1.1%
8	8	4	<div><div></div></div> 4.6%
9	9	10	<div><div></div></div> 11.5%
10	10	23	<div><div></div></div> 26.4%
Sysmiss		107	
Warning: these figures indicate the number of cases found in the data file. They cannot be interpreted as summary statistics of the population of interest.			
# foetal_card_apply: Have you been able to apply what you learnt from this resource in your day to day			
Information	[Type= discrete] [Format=numeric] [Range= 0-7777] [Missing=*]		
Statistics [NW/ W]	[Valid=87 /-] [Invalid=107 /-]		
Value	Label	Cases	Percentage
0	No/Não	50	<div><div></div></div> 57.5%
1	Yes/Sim	37	<div><div></div></div> 42.5%
2	Sometimes/Às vezes	0	
7777	Don't know/Não sabe	0	
Sysmiss		107	
Warning: these figures indicate the number of cases found in the data file. They cannot be interpreted as summary statistics of the population of interest.			
# foetal_card_impact: If yes, has impact been positive or negative? /Em caso afirmativo, o impacto do r			
Information	[Type= discrete] [Format=numeric] [Range= 1-2] [Missing=*]		
Statistics [NW/ W]	[Valid=37 /-] [Invalid=157 /-]		
Value	Label	Cases	Percentage
1	Positive/Positivo	37	<div><div></div></div> 100.0%
2	Negative/Negativo	0	
Sysmiss		157	
Warning: these figures indicate the number of cases found in the data file. They cannot be interpreted as summary statistics of the population of interest.			
# healthy_recall: Do you remember using this? /VocÃª se lembra de utilizar este recurso?			
Information	[Type= discrete] [Format=numeric] [Range= 0-7777] [Missing=*]		
Statistics [NW/ W]	[Valid=192 /-] [Invalid=2 /-]		
Value	Label	Cases	Percentage
0	No/Não	56	<div><div></div></div> 29.2%
1	Yes/Sim	136	<div><div></div></div> 70.8%
2	Sometimes/Às vezes	0	
7777	Don't know/Não sabe	0	
Sysmiss		2	
Warning: these figures indicate the number of cases found in the data file. They cannot be interpreted as summary statistics of the population of interest.			

# healthy_rate: Rate on a scale 1-10 1-Not helpful 10 - Extremely helpful/DÃª uma nota de 1 a 10			
Information	[Type= discrete] [Format=numeric] [Range= 1-10] [Missing=*]		
Statistics [NW/ W]	[Valid=158 /-] [Invalid=36 /-]		
Value	Label	Cases	Percentage
1	1	22	<div><div></div></div> 13.9%
2	2	0	
3	3	0	
4	4	0	
5	5	0	
6	6	1	<div><div></div></div> 0.6%
7	7	0	
8	8	8	<div><div></div></div> 5.1%
9	9	21	<div><div></div></div> 13.3%
10	10	106	<div><div></div></div> 67.1%
Sysmiss		36	
Warning: these figures indicate the number of cases found in the data file. They cannot be interpreted as summary statistics of the population of interest.			
# healthy_apply: Have you been able to apply what you learnt from this resource in your day to day			
Information	[Type= discrete] [Format=numeric] [Range= 0-7777] [Missing=*]		
Statistics [NW/ W]	[Valid=157 /-] [Invalid=37 /-]		
Value	Label	Cases	Percentage
0	No/Não	22	<div><div></div></div> 14.0%
1	Yes/Sim	135	<div><div></div></div> 86.0%
2	Sometimes/Às vezes	0	
7777	Don't know/Não sabe	0	
Sysmiss		37	
Warning: these figures indicate the number of cases found in the data file. They cannot be interpreted as summary statistics of the population of interest.			
# healthy_impact: If yes, has impact been positive or negative? /Em caso afirmativo, o impacto do r			
Information	[Type= discrete] [Format=numeric] [Range= 1-2] [Missing=*]		
Statistics [NW/ W]	[Valid=135 /-] [Invalid=59 /-]		
Value	Label	Cases	Percentage
1	Positive/Positivo	135	<div><div></div></div> 100.0%
2	Negative/Negativo	0	
Sysmiss		59	
Warning: these figures indicate the number of cases found in the data file. They cannot be interpreted as summary statistics of the population of interest.			

# cg_card_recall: Do you remember using this? /VocÃª se lembra de utilizar este recurso?			
Information	[Type= discrete] [Format=numeric] [Range= 0-7777] [Missing=*]		
Statistics [NW/ W]	[Valid=192 -/] [Invalid=2 -/]		
Value	Label	Cases	Percentage
0	No/Não	84	<div><div></div></div> 43.8%
1	Yes/Sim	108	<div><div></div></div> 56.2%
2	Sometimes/Às vezes	0	
7777	Don't know/Não sabe	0	
Sysmiss		2	
Warning: these figures indicate the number of cases found in the data file. They cannot be interpreted as summary statistics of the population of interest.			
# cg_card_rate: Rate on a scale 1-10 1-Not helpful 10 - Extremely helpful/DÃª uma nota de 1 a 10			
Information	[Type= discrete] [Format=numeric] [Range= 1-10] [Missing=*]		
Statistics [NW/ W]	[Valid=138 -/] [Invalid=56 -/]		
Value	Label	Cases	Percentage
1	1	30	<div><div></div></div> 21.7%
2	2	0	
3	3	0	
4	4	0	
5	5	0	
6	6	0	
7	7	3	<div><div></div></div> 2.2%
8	8	5	<div><div></div></div> 3.6%
9	9	16	<div><div></div></div> 11.6%
10	10	84	<div><div></div></div> 60.9%
Sysmiss		56	
Warning: these figures indicate the number of cases found in the data file. They cannot be interpreted as summary statistics of the population of interest.			
# cg_card_apply: Have you been able to apply what you learnt from this resource in your day to day			
Information	[Type= discrete] [Format=numeric] [Range= 0-7777] [Missing=*]		
Statistics [NW/ W]	[Valid=137 -/] [Invalid=57 -/]		
Value	Label	Cases	Percentage
0	No/Não	30	<div><div></div></div> 21.9%
1	Yes/Sim	107	<div><div></div></div> 78.1%
2	Sometimes/Às vezes	0	
7777	Don't know/Não sabe	0	
Sysmiss		57	
Warning: these figures indicate the number of cases found in the data file. They cannot be interpreted as summary statistics of the population of interest.			
# cg_card_impact: If yes, has impact been positive or negative? /Em caso afirmativo, o impacto do r			
Information	[Type= discrete] [Format=numeric] [Range= 1-2] [Missing=*]		
Statistics [NW/ W]	[Valid=107 -/] [Invalid=87 -/]		
Value	Label	Cases	Percentage
1	Positive/Positivo	107	<div><div></div></div> 100.0%
2	Negative/Negativo	0	
Sysmiss		87	
Warning: these figures indicate the number of cases found in the data file. They cannot be interpreted as summary statistics of the population of interest.			

# child_card_recall: Do you remember using this? /VocÃª se lembra de utilizar este recurso?			
Information	[Type= discrete] [Format=numeric] [Range= 0-7777] [Missing=*]		
Statistics [NW/ W]	[Valid=192 -/] [Invalid=2 -/]		
Value	Label	Cases	Percentage
0	No/Não	63	<div><div></div></div> 32.8%
1	Yes/Sim	129	<div><div></div></div> 67.2%
2	Sometimes/Às vezes	0	
7777	Don't know/Não sabe	0	
Sysmiss		2	
Warning: these figures indicate the number of cases found in the data file. They cannot be interpreted as summary statistics of the population of interest.			
# child_card_rate: Rate on a scale 1-10 1-Not helpful 10 - Extremely helpful/DÃª uma nota de 1 a 10			
Information	[Type= discrete] [Format=numeric] [Range= 1-10] [Missing=*]		
Statistics [NW/ W]	[Valid=149 -/] [Invalid=45 -/]		
Value	Label	Cases	Percentage
1	1	20	<div><div></div></div> 13.4%
2	2	0	
3	3	0	
4	4	0	
5	5	0	
6	6	0	
7	7	5	<div><div></div></div> 3.4%
8	8	3	<div><div></div></div> 2.0%
9	9	17	<div><div></div></div> 11.4%
10	10	104	<div><div></div></div> 69.8%
Sysmiss		45	
Warning: these figures indicate the number of cases found in the data file. They cannot be interpreted as summary statistics of the population of interest.			
# child_card_apply: Have you been able to apply what you learnt from this resource in your day to day			
Information	[Type= discrete] [Format=numeric] [Range= 0-7777] [Missing=*]		
Statistics [NW/ W]	[Valid=149 -/] [Invalid=45 -/]		
Value	Label	Cases	Percentage
0	No/Não	20	<div><div></div></div> 13.4%
1	Yes/Sim	129	<div><div></div></div> 86.6%
2	Sometimes/Às vezes	0	
7777	Don't know/Não sabe	0	
Sysmiss		45	
Warning: these figures indicate the number of cases found in the data file. They cannot be interpreted as summary statistics of the population of interest.			
# child_card_impact: If yes, has impact been positive or negative? /Em caso afirmativo, o impacto do r			
Information	[Type= discrete] [Format=numeric] [Range= 1-2] [Missing=*]		
Statistics [NW/ W]	[Valid=129 -/] [Invalid=65 -/]		
Value	Label	Cases	Percentage
1	Positive/Positivo	128	<div><div></div></div> 99.2%
2	Negative/Negativo	1	<div><div></div></div> 0.8%
Sysmiss		65	
Warning: these figures indicate the number of cases found in the data file. They cannot be interpreted as summary statistics of the population of interest.			

# pc_date: Date			
Information	[Type= discrete] [Format=character] [Missing=*]		
Statistics [NW/ W]	[Valid=184 -/]		
# pc_emotions: Has CFC helped you with coping with your emotions? /O CFC te ajudou a lidar com a			
Information	[Type= discrete] [Format=numeric] [Range= 1-5] [Missing=*]		
Statistics [NW/ W]	[Valid=192 -/] [Invalid=2 -/]		
Value	Label	Cases	Percentage
1	No, it has made it worse/ Não, piorou as coisas	0	
2	No difference/ Nenhuma diferença	12	<div><div></div></div> 6.2%
3	Improved a little bit/ Melhorou um pouco	29	<div><div></div></div> 15.1%
4	Improved quite a lot/ Melhorou significativamente	61	<div><div></div></div> 31.8%
5	Improved a great deal/ Melhorou muito	90	<div><div></div></div> 46.9%
Sysmiss		2	
Warning: these figures indicate the number of cases found in the data file. They cannot be interpreted as summary statistics of the population of interest.			
# pc_feel_better: Has CFC helped you feel better about yourself (increased self-esteem)? /O CFC te			
Information	[Type= discrete] [Format=numeric] [Range= 1-5] [Missing=*]		
Statistics [NW/ W]	[Valid=192 -/] [Invalid=2 -/]		
Value	Label	Cases	Percentage
1	No, it has made it worse/ Não, piorou as coisas	0	
2	No difference/ Nenhuma diferença	13	<div><div></div></div> 6.8%
3	Improved a little bit/ Melhorou um pouco	22	<div><div></div></div> 11.5%
4	Improved quite a lot/ Melhorou significativamente	61	<div><div></div></div> 31.8%
5	Improved a great deal/ Melhorou muito	96	<div><div></div></div> 50.0%
Sysmiss		2	
Warning: these figures indicate the number of cases found in the data file. They cannot be interpreted as summary statistics of the population of interest.			
# pc_practical: Has CFC helped you in dealing with practical day to day issues (for example, keep			
Information	[Type= discrete] [Format=numeric] [Range= 1-5] [Missing=*]		
Statistics [NW/ W]	[Valid=192 -/] [Invalid=2 -/]		
Value	Label	Cases	Percentage
1	No, it has made it worse/ Não, piorou as coisas	0	
2	No difference/ Nenhuma diferença	17	<div><div></div></div> 8.9%
3	Improved a little bit/ Melhorou um pouco	26	<div><div></div></div> 13.5%
4	Improved quite a lot/ Melhorou significativamente	58	<div><div></div></div> 30.2%
5	Improved a great deal/ Melhorou muito	91	<div><div></div></div> 47.4%
Sysmiss		2	
Warning: these figures indicate the number of cases found in the data file. They cannot be interpreted as summary statistics of the population of interest.			
# pc_relaxed: Has CFC helped you with being able to feel relaxed? /O CFC te ajudou a se sentir			
Information	[Type= discrete] [Format=numeric] [Range= 1-5] [Missing=*]		
Statistics [NW/ W]	[Valid=192 -/] [Invalid=2 -/]		
Value	Label	Cases	Percentage
1	No, it has made it worse/ Não, piorou as coisas	1	<div><div></div></div> 0.5%
2	No difference/ Nenhuma diferença	16	<div><div></div></div> 8.3%
3	Improved a little bit/ Melhorou um pouco	24	<div><div></div></div> 12.5%
4	Improved quite a lot/ Melhorou significativamente	53	<div><div></div></div> 27.6%

# pc_relaxed: Has CFC helped you with being able to feel relaxed? /O CFC te ajudou a se sentir			
Value	Label	Cases	Percentage
5	Improved a great deal/ Melhorou muito	98	<div><div></div></div> 51.0%
Sysmiss		2	
Warning: these figures indicate the number of cases found in the data file. They cannot be interpreted as summary statistics of the population of interest.			
# pc_stressful: Has CFC helped you to cope with stressful situations? /O CFC te ajudou lidar com			
Information	[Type= discrete] [Format=numeric] [Range= 1-5] [Missing=*]		
Statistics [NW/ W]	[Valid=192 /-] [Invalid=2 /-]		
Value	Label	Cases	Percentage
1	No, it has made it worse/ Não, piorou as coisas	1	<div><div></div></div> 0.5%
2	No difference/ Nenhuma diferença	19	<div><div></div></div> 9.9%
3	Improved a little bit/ Melhorou um pouco	28	<div><div></div></div> 14.6%
4	Improved quite a lot/ Melhorou significativamente	52	<div><div></div></div> 27.1%
5	Improved a great deal/ Melhorou muito	92	<div><div></div></div> 47.9%
Sysmiss		2	
Warning: these figures indicate the number of cases found in the data file. They cannot be interpreted as summary statistics of the population of interest.			
# pc_partner_relationship: Has CFC helped you with your relationship with your partner?/ O CFC te ajudou na			
Information	[Type= discrete] [Format=numeric] [Range= 1-5] [Missing=*]		
Statistics [NW/ W]	[Valid=192 /-] [Invalid=2 /-]		
Value	Label	Cases	Percentage
1	No, it has made it worse/ Não, piorou as coisas	0	
2	No difference/ Nenhuma diferença	36	<div><div></div></div> 18.8%
3	Improved a little bit/ Melhorou um pouco	22	<div><div></div></div> 11.5%
4	Improved quite a lot/ Melhorou significativamente	49	<div><div></div></div> 25.5%
5	Improved a great deal/ Melhorou muito	85	<div><div></div></div> 44.3%
Sysmiss		2	
Warning: these figures indicate the number of cases found in the data file. They cannot be interpreted as summary statistics of the population of interest.			
# pc_other_relationship: Has CFC helped you with your relationship with other people besides your partner?			
Information	[Type= discrete] [Format=numeric] [Range= 1-5] [Missing=*]		
Statistics [NW/ W]	[Valid=192 /-] [Invalid=2 /-]		
Value	Label	Cases	Percentage
1	No, it has made it worse/ Não, piorou as coisas	1	<div><div></div></div> 0.5%
2	No difference/ Nenhuma diferença	27	<div><div></div></div> 14.1%
3	Improved a little bit/ Melhorou um pouco	21	<div><div></div></div> 10.9%
4	Improved quite a lot/ Melhorou significativamente	52	<div><div></div></div> 27.1%
5	Improved a great deal/ Melhorou muito	91	<div><div></div></div> 47.4%
Sysmiss		2	
Warning: these figures indicate the number of cases found in the data file. They cannot be interpreted as summary statistics of the population of interest.			
# pc_child_relationship: Has CFC has helped you with your relationship with your baby? /O CFC te ajudou na			
Information	[Type= discrete] [Format=numeric] [Range= 1-5] [Missing=*]		
Statistics [NW/ W]	[Valid=192 /-] [Invalid=2 /-]		
Value	Label	Cases	Percentage
1	No, it has made it worse/ Não, piorou as coisas	0	
2	No difference/ Nenhuma diferença	8	<div><div></div></div> 4.2%

# pc_child_relationship: Has CFC has helped you with your relationship with your baby? /O CFC te ajudou na			
Value	Label	Cases	Percentage
3	Improved a little bit/ Melhorou um pouco	12	<div><div></div></div> 6.2%
4	Improved quite a lot/ Melhorou significativamente	53	<div><div></div></div> 27.6%
5	Improved a great deal/ Melhorou muito	119	<div><div></div></div> 62.0%
Sysmiss		2	
Warning: these figures indicate the number of cases found in the data file. They cannot be interpreted as summary statistics of the population of interest.			
# pc_family_relationship: Has CFC helped your partner or family's relationship with your baby? /O CFC ajudou			
Information	[Type= discrete] [Format=numeric] [Range= 1-5] [Missing=*]		
Statistics [NW/ W]	[Valid=192 /-] [Invalid=2 /-]		
Value	Label	Cases	Percentage
1	No, it has made it worse/ Não, piorou as coisas	0	
2	No difference/ Nenhuma diferença	22	<div><div></div></div> 11.5%
3	Improved a little bit/ Melhorou um pouco	18	<div><div></div></div> 9.4%
4	Improved quite a lot/ Melhorou significativamente	57	<div><div></div></div> 29.7%
5	Improved a great deal/ Melhorou muito	95	<div><div></div></div> 49.5%
Sysmiss		2	
Warning: these figures indicate the number of cases found in the data file. They cannot be interpreted as summary statistics of the population of interest.			
# pc_communication: Has CFC helped you with understanding your baby's communication (for example, by			
Information	[Type= discrete] [Format=numeric] [Range= 1-5] [Missing=*]		
Statistics [NW/ W]	[Valid=192 /-] [Invalid=2 /-]		
Value	Label	Cases	Percentage
1	No, it has made it worse/ Não, piorou as coisas	0	
2	No difference/ Nenhuma diferença	10	<div><div></div></div> 5.2%
3	Improved a little bit/ Melhorou um pouco	14	<div><div></div></div> 7.3%
4	Improved quite a lot/ Melhorou significativamente	63	<div><div></div></div> 32.8%
5	Improved a great deal/ Melhorou muito	105	<div><div></div></div> 54.7%
Sysmiss		2	
Warning: these figures indicate the number of cases found in the data file. They cannot be interpreted as summary statistics of the population of interest.			
# uc_partner_relationship: Did being part of CFC cause any problems in your relationships with your partner			
Information	[Type= discrete] [Format=numeric] [Range= 0-7777] [Missing=*]		
Statistics [NW/ W]	[Valid=191 /-] [Invalid=3 /-]		
Value	Label	Cases	Percentage
0	No/Não	191	<div><div></div></div> 100.0%
1	Yes/Sim	0	
2	Sometimes/Às vezes	0	
7777	Don't know/Não sabe	0	
Sysmiss		3	
Warning: these figures indicate the number of cases found in the data file. They cannot be interpreted as summary statistics of the population of interest.			
# uc_unexpected_benefits: Did CFC create any unexpected benefits or burdens in your life?/O CFC criou benef			
Information	[Type= discrete] [Format=numeric] [Range= 0-7777] [Missing=*]		
Statistics [NW/ W]	[Valid=191 /-] [Invalid=3 /-]		
Value	Label	Cases	Percentage
0	No/Não	57	<div><div></div></div> 29.8%

# uc_unexpected_benefits: Did CFC create any unexpected benefits or burdens in your life?/O CFC criou benef			
Value	Label	Cases	Percentage
1	Yes/Sim	134	<div><div></div></div> 70.2%
2	Sometimes/Às vezes	0	
7777	Don't know/Não sabe	0	
Sysmiss		3	
Warning: these figures indicate the number of cases found in the data file. They cannot be interpreted as summary statistics of the population of interest.			
# uc_effort: Do you think the time and effort you spent as part of CFC was worthwhile?/VocÃ a			
Information	[Type= discrete] [Format=numeric] [Range= 1-10] [Missing=*]		
Statistics [NW/ W]	[Valid=191 -] [Invalid=3 -]		
Value	Label	Cases	Percentage
1	1	1	<div><div></div></div> 0.5%
2	2	1	<div><div></div></div> 0.5%
3	3	0	
4	4	0	
5	5	0	
6	6	4	<div><div></div></div> 2.1%
7	7	4	<div><div></div></div> 2.1%
8	8	27	<div><div></div></div> 14.1%
9	9	45	<div><div></div></div> 23.6%
10	10	109	<div><div></div></div> 57.1%
Sysmiss		3	
Warning: these figures indicate the number of cases found in the data file. They cannot be interpreted as summary statistics of the population of interest.			
# uc_chores: Did being part of CFC stop you from doing things you would normally do (e.g. goin			
Information	[Type= discrete] [Format=numeric] [Range= 0-7777] [Missing=*]		
Statistics [NW/ W]	[Valid=191 -] [Invalid=3 -]		
Value	Label	Cases	Percentage
0	No/Não	190	<div><div></div></div> 99.5%
1	Yes/Sim	1	<div><div></div></div> 0.5%
2	Sometimes/Às vezes	0	
7777	Don't know/Não sabe	0	
Sysmiss		3	
Warning: these figures indicate the number of cases found in the data file. They cannot be interpreted as summary statistics of the population of interest.			
# uc_caregivers: Do you think you can - or have you shared what you learn in CFC with other caregi			
Information	[Type= discrete] [Format=numeric] [Range= 0-7777] [Missing=*]		
Statistics [NW/ W]	[Valid=191 -] [Invalid=3 -]		
Value	Label	Cases	Percentage
0	No/Não	45	<div><div></div></div> 23.6%
1	Yes/Sim	146	<div><div></div></div> 76.4%
2	Sometimes/Às vezes	0	
7777	Don't know/Não sabe	0	
Sysmiss		3	
Warning: these figures indicate the number of cases found in the data file. They cannot be interpreted as summary statistics of the population of interest.			
# skills_confidante: CFC helped me to establish a confidante relationship with a counsellor /O CFC me			
Information	[Type= discrete] [Format=numeric] [Range= 1-3] [Missing=*]		

# skills_confidante: CFC helped me to establish a confidante relationship with a counsellor /O CFC me			
Statistics [NW/ W]		[Valid=191 /-] [Invalid=3 /-]	
Value	Label	Cases	Percentage
1	Not at all true/Não é verdade	13	6.8%
2	Somewhat true/Um pouco verdade	23	12.0%
3	Very True/Muito verdade	155	81.2%
Sysmiss		3	
Warning: these figures indicate the number of cases found in the data file. They cannot be interpreted as summary statistics of the population of interest.			
# skills_stress: CFC helped me to identify the sources of stress in my life /O CFC me ajudou a ide			
Information		[Type= discrete] [Format=numeric] [Range= 1-3] [Missing=*]	
Statistics [NW/ W]		[Valid=191 /-] [Invalid=3 /-]	
Value	Label	Cases	Percentage
1	Not at all true/Não é verdade	20	10.5%
2	Somewhat true/Um pouco verdade	36	18.8%
3	Very True/Muito verdade	135	70.7%
Sysmiss		3	
Warning: these figures indicate the number of cases found in the data file. They cannot be interpreted as summary statistics of the population of interest.			
# skills_emotions: CFC helped me to name and be aware of my emotions /O CFC me ajudou a dar nome e a			
Information		[Type= discrete] [Format=numeric] [Range= 1-3] [Missing=*]	
Statistics [NW/ W]		[Valid=191 /-] [Invalid=3 /-]	
Value	Label	Cases	Percentage
1	Not at all true/Não é verdade	14	7.3%
2	Somewhat true/Um pouco verdade	35	18.3%
3	Very True/Muito verdade	142	74.3%
Sysmiss		3	
Warning: these figures indicate the number of cases found in the data file. They cannot be interpreted as summary statistics of the population of interest.			
# skills_speak: CFC helped me to speak about my emotions to others /O CFC me ajudou a falar sobre			
Information		[Type= discrete] [Format=numeric] [Range= 1-3] [Missing=*]	
Statistics [NW/ W]		[Valid=191 /-] [Invalid=3 /-]	
Value	Label	Cases	Percentage
1	Not at all true/Não é verdade	18	9.4%
2	Somewhat true/Um pouco verdade	57	29.8%
3	Very True/Muito verdade	116	60.7%
Sysmiss		3	
Warning: these figures indicate the number of cases found in the data file. They cannot be interpreted as summary statistics of the population of interest.			
# skills_calm: CFC helped understand ways to calm myself when I feel stressed /O CFC me ajudou a			
Information		[Type= discrete] [Format=numeric] [Range= 1-3] [Missing=*]	
Statistics [NW/ W]		[Valid=191 /-] [Invalid=3 /-]	
Value	Label	Cases	Percentage
1	Not at all true/Não é verdade	18	9.4%
2	Somewhat true/Um pouco verdade	44	23.0%
3	Very True/Muito verdade	129	67.5%
Sysmiss		3	
Warning: these figures indicate the number of cases found in the data file. They cannot be interpreted as summary statistics of the population of interest.			

# skills_problems: CFC helped me to understand how to problem solve difficult situations /O CFC me a			
Information	[Type= discrete] [Format=numeric] [Range= 1-3] [Missing=*]		
Statistics [NW/ W]	[Valid=191 /-] [Invalid=3 /-]		
Value	Label	Cases	Percentage
1	Not at all true/Não é verdade	18	<div><div></div></div> 9.4%
2	Somewhat true/Um pouco verdade	44	<div><div></div></div> 23.0%
3	Very True/Muito verdade	129	<div><div></div></div> 67.5%
Sysmiss		3	
Warning: these figures indicate the number of cases found in the data file. They cannot be interpreted as summary statistics of the population of interest.			
# skills_conflict: CFC helped me to understand how to resolve conflicts within my relationships /O C			
Information	[Type= discrete] [Format=numeric] [Range= 1-3] [Missing=*]		
Statistics [NW/ W]	[Valid=191 /-] [Invalid=3 /-]		
Value	Label	Cases	Percentage
1	Not at all true/Não é verdade	18	<div><div></div></div> 9.4%
2	Somewhat true/Um pouco verdade	37	<div><div></div></div> 19.4%
3	Very True/Muito verdade	136	<div><div></div></div> 71.2%
Sysmiss		3	
Warning: these figures indicate the number of cases found in the data file. They cannot be interpreted as summary statistics of the population of interest.			
# skills_routine: CFC helped me to establish daily routines /O CFC me ajudou a estabelecer rotinas			
Information	[Type= discrete] [Format=numeric] [Range= 1-3] [Missing=*]		
Statistics [NW/ W]	[Valid=191 /-] [Invalid=3 /-]		
Value	Label	Cases	Percentage
1	Not at all true/Não é verdade	15	<div><div></div></div> 7.9%
2	Somewhat true/Um pouco verdade	29	<div><div></div></div> 15.2%
3	Very True/Muito verdade	147	<div><div></div></div> 77.0%
Sysmiss		3	
Warning: these figures indicate the number of cases found in the data file. They cannot be interpreted as summary statistics of the population of interest.			
# skills_selfcare: CFC helped me to practice self-care on a regular basis (e.g. once per week) /O CF			
Information	[Type= discrete] [Format=numeric] [Range= 1-3] [Missing=*]		
Statistics [NW/ W]	[Valid=191 /-] [Invalid=3 /-]		
Value	Label	Cases	Percentage
1	Not at all true/Não é verdade	14	<div><div></div></div> 7.3%
2	Somewhat true/Um pouco verdade	34	<div><div></div></div> 17.8%
3	Very True/Muito verdade	143	<div><div></div></div> 74.9%
Sysmiss		3	
Warning: these figures indicate the number of cases found in the data file. They cannot be interpreted as summary statistics of the population of interest.			
# skills_resources: CFC helped me to identify the support and resources available to me /O CFC me aju			
Information	[Type= discrete] [Format=numeric] [Range= 1-3] [Missing=*]		
Statistics [NW/ W]	[Valid=191 /-] [Invalid=3 /-]		
Value	Label	Cases	Percentage
1	Not at all true/Não é verdade	14	<div><div></div></div> 7.3%
2	Somewhat true/Um pouco verdade	37	<div><div></div></div> 19.4%
3	Very True/Muito verdade	140	<div><div></div></div> 73.3%
Sysmiss		3	

skills_resources: CFC helped me to identify the support and resources available to me /O CFC me aju

<i>Warning: these figures indicate the number of cases found in the data file. They cannot be interpreted as summary statistics of the population of interest.</i>
--