

## **South Africa**

**Kobus Herbst, Africa Health Research Institute**  
**Willem Hanekom, Africa Health Research Institute**  
**Mark Siedner, Africa Health Research Institute**  
**Guy Harling, Africa Health Research Institute**

## **Network for Analysing Longitudinal Population- based HIV/AIDS data on Africa (ALPHA Network)**

### **Study Documentation**

July 31, 2024

# Metadata Production

Metadata Producer(s)	Africa Health Research Institute (AHRI)
Identification	DDI.AHRI.AN03-02.Dataset.7.2

# Table of Contents

<a href="#">Overview.....</a>	<a href="#">4</a>
<a href="#">Scope &amp; Coverage.....</a>	<a href="#">4</a>
<a href="#">Producers &amp; Sponsors.....</a>	<a href="#">4</a>
<a href="#">Sampling.....</a>	<a href="#">5</a>
<a href="#">Data Collection.....</a>	<a href="#">5</a>
<a href="#">Accessibility.....</a>	<a href="#">5</a>
<a href="#">Files Description.....</a>	<a href="#">6</a>
<a href="#">AN03-02 Dataset 7.2.....</a>	<a href="#">6</a>
<a href="#">Variables List.....</a>	<a href="#">7</a>
<a href="#">AN03-02 Dataset 7.2.....</a>	<a href="#">7</a>
<a href="#">Variables Description.....</a>	<a href="#">8</a>
<a href="#">AN03-02 Dataset 7.2.....</a>	<a href="#">9</a>

## Network for Analysing Longitudinal Population-based HIV/AIDS data on Africa (ALPHA Network)

Overview	
<b>Identification</b>	AHRI.AN03-02.Dataset.7.2
<b>Abstract</b> The ALPHA Network is a collaboration between 10 longitudinal studies in sub-Saharan Africa. These studies collect data on HIV infection alongside demographic, behavioural, socio-economic and clinical data from residents of the study areas. The Network harmonises these data and conducts comparable and pooled analyses on HIV-related research questions. AHRI contributes data from ACDIS and PIP to the Network and this is referred to within the Network as uMkhanyakude. This dataset contains the sex and date of birth for the population resident in the study area and dates of migrations and deaths. It is used to construct the population denominator for all analyses.	
<b>Kind of Data</b>	Surveillance data
<b>Unit of Analysis</b>	Each observation describes an individual's period of residence in a household

Scope & Coverage	
<b>Keywords</b>	ALPHA; ALPHA Network; HIV incidence; HIV mortality; ANDLA Network; residency
<b>Topics</b>	Demography Epidemiology HIV Mortality Incidence
<b>Time Period(s)</b>	2000-2024
<b>Countries</b>	South Africa
<b>Geographic Coverage</b> Africa Health Research Institute Population Intervention Study Area (PIPSA)	
<b>Universe</b> Household members of the Africa Health Research Institute Population Intervention Programme Study Area	

Producers & Sponsors	
<b>Primary Investigator(s)</b>	Kobus Herbst, Africa Health Research Institute Willem Hanekom, Africa Health Research Institute Mark Siedner, Africa Health Research Institute Guy Harling, Africa Health Research Institute
<b>Other Producer(s)</b>	Africa Health Research Institute (AHRI)
<b>Funding Agency/ies</b>	Wellcome Trust (WT) , Core funding SAPRIN (SAPRIN )
<b>Other Acknowledgment(s)</b>	Thobeka Mngomezulu , Data collection , AHRI Phumzile Dlamini , Data collection , AHRI Nomathamsanqa Majozi , Public Engagement , AHRI Siyabonga Nxumalo , Data extraction , AHRI Sweetness Dube , Data Documentation , AHRI Dickman Gareta , Data Management oversight , AHRI Eugene Ehlers , Software Development , AHRI Theresa Smit , Laboratory oversight , AHRI Gregory Ording-Jesperse , Laboratory data management , AHRI

## Sampling

### Sampling Procedure

Household demographic surveillance

## Data Collection

<b>Data Collection Dates</b>	start 2000-01-01 end 2024-05-09
------------------------------	------------------------------------

## Accessibility

### Access Conditions

Access to the data requires accurate completion of the online data access application form accessible on the AHRI Data repository(<<https://data.ahri.org/>>). Data users are required to abide by the data use conditions stipulated on the application for access to the data. Failure to do so may result in their data access privileges being revoked by the Data Custodian. In order to recognise the effort and intellectual contributions of AHRI investigators in producing and curating the data, users of AHRI data must acknowledge the source of the data and abide by the terms and conditions under which the data is accessed and must cite the dataset in publication using the citation provided as part of this documentation. All analytical datasets published on the AHRI Data Repository are assigned digital object identifier (DOIs) and the DOIs can be found on the Data Repository under Study Description tab - Access policy. AHRI data users are required to always cite the dataset using the relevant DOI.

### Citation Requirements

Herbst, K., Hanekom, W., Siedner, M., & Harling, G. (2024). Network for Analysing Longitudinal Population-based HIV/AIDS data on Africa (ALPHA Network) [Data set]. Africa Health Research Institute.  
DOI:<https://doi.org/10.23664/AHRI.AN03-02.DATASET.7.2>

# Files Description

Dataset contains 1 file(s)

AN03-02 Dataset 7.2	
# Cases	69125
# Variable(s)	9

# Variables List

Dataset contains 9 variable(s)

File AN03-02 Dataset 7.2							
#	Name	Label	Type	Format	Valid	Invalid	Question
1	<a href="#">idno</a>	Person ID number	continuous	numeric-12.0	69125	0	-
2	<a href="#">study_name</a>	Name of study field site	discrete	character-12	69125	0	-
3	<a href="#">m_delive_..</a>	Date of reported birth	discrete	character-11	69125	-	-
4	<a href="#">m_delive_..</a>	Whether date of birth was imputed	discrete	numeric-12.0	69125	0	-
5	<a href="#">m_child_id</a>	Childâ€™s unique ID if collect	continuous	numeric-12.0	64871	4254	-
6	<a href="#">m_delive_..</a>	Place of delivery	discrete	numeric-12.0	38653	30472	-
7	<a href="#">m_parity</a>	Parity of birth	discrete	numeric-12.0	69125	0	-
8	<a href="#">m_twin</a>	Multiple birth	discrete	numeric-12.0	69125	0	-
9	<a href="#">m_stillb_..</a>	Was it a still birth?	discrete	numeric-12.0	69125	0	-

# Variables Description

Dataset contains 9 variable(s)



## File : AN03-02 Dataset 7.2

### # idno: Person ID number

**Information** [Type= continuous] [Format=numeric] [Range= 14-219797] [Missing=\*]

**Statistics [NW/ W]** [Valid=69125 /-] [Invalid=0 /-] [Mean=104696.359 /-] [StdDev=66159.712 /-]

### # study\_name: Name of study field site

**Information** [Type= discrete] [Format=character] [Missing=\*]

**Statistics [NW/ W]** [Valid=69125 /-] [Invalid=0 /-]

### # m\_delivery\_date: Date of reported birth


**Information** [Type= discrete] [Format=character] [Missing=\*]

**Statistics [NW/ W]** [Valid=69125 /-]

### # m\_delivery\_date\_imp: Whether date of birth was imputed

**Information** [Type= discrete] [Format=numeric] [Range= 0-1] [Missing=\*]

**Statistics [NW/ W]** [Valid=69125 /-] [Invalid=0 /-]

Value	Label	Cases	Percentage
0	no	69125	 100.0%
1	yes	0	

*Warning: these figures indicate the number of cases found in the data file. They cannot be interpreted as summary statistics of the population of interest.*

### # m\_child\_id: Child's unique ID if collect





**Information** [Type= continuous] [Format=numeric] [Range= 2540-275966] [Missing=\*]

**Statistics [NW/ W]** [Valid=64871 /-] [Invalid=4254 /-] [Mean=182160.801 /-] [StdDev=55014.846 /-]

### # m\_delivery\_loc: Place of delivery

**Information** [Type= discrete] [Format=numeric] [Range= 0-3] [Missing=\*]

**Statistics [NW/ W]** [Valid=38653 /-] [Invalid=30472 /-]

Value	Label	Cases	Percentage
0	Home	2315	 6.0%
1	Health Centre/Clinic	11018	 28.5%
2	Hospital	25212	 65.2%
3	Other	108	 0.3%
Sysmiss		30472	

*Warning: these figures indicate the number of cases found in the data file. They cannot be interpreted as summary statistics of the population of interest.*

### # m\_parity: Parity of birth



**Information** [Type= discrete] [Format=numeric] [Range= 0-16] [Missing=\*]

**Statistics [NW/ W]** [Valid=69125 /-] [Invalid=0 /-]

### # m\_twin: Multiple birth

**Information** [Type= discrete] [Format=numeric] [Range= 0-1] [Missing=\*]

**Statistics [NW/ W]** [Valid=69125 /-] [Invalid=0 /-]

Value	Label	Cases	Percentage
0	no	67602	 97.8%
1	yes	1523	 2.2%

*Warning: these figures indicate the number of cases found in the data file. They cannot be interpreted as summary statistics of the population of interest.*

## File : AN03-02 Dataset 7.2

# m\_stillborn: Was it a still birth?

**Information** [Type= discrete] [Format=numeric] [Range= 0-1] [Missing=\*]

**Statistics [NW/ W]** [Valid=69125 /-] [Invalid=0 /-]

Value	Label	Cases	Percentage
0	no	68749	99.5%
1	yes	376	0.5%

*Warning: these figures indicate the number of cases found in the data file. They cannot be interpreted as summary statistics of the population of interest.*