

South Africa

Prof. Maryam, Shahmanesh, Africa Health Research Institute (AHRI)

Thetha Nami ngithethe nawe (Let's Talk): Endline survey

Study Documentation

February 10, 2026

Metadata Production

Metadata Producer(s)	Africa Health Research Institute (AHRI)
Identification	DDI.AHRI.PrEPIImplementation.ES.Endline.Survey.2025.v1

Table of Contents

Overview	4
Scope & Coverage	4
Producers & Sponsors	4
Sampling	5
Data Collection	5
Data Processing & Appraisal	5
Accessibility	5
Files Description	7
AHRI.PrEPImplementation.ES.Endline.Survey.2026.v1	7
Variables List	8
AHRI.PrEPImplementation.ES.Endline.Survey.2026.v1	8
Variables Description	36
AHRI.PrEPImplementation.ES.Endline.Survey.2026.v1	37

Thetha Nami ngithethe nawe (Let's Talk): Endline survey

Overview	
Identification	AHRI.PrEPImplementation.ES.Endline.Survey.2025.v1
Version	V1.0.0
<p>Abstract</p> <p>Thetha Nami ngithethe nawe (Let's Talk): A stepped-wedge cluster randomised controlled trial of Social Mobilisation by peer navigators into community -based sexual health and HIV care (Including Pre-Exposure prophylaxis) to reduce sexually transmissible HIV amongst youth in rural KwaZulu-Natal, South Africa.</p> <p>Study aim: The overarching goal is to identify scalable and sustainable ways to stem the HIV epidemic and its negative impact on young people aged 15-30 in rural KwaZulu-Natal (KZN), South Africa through effective implementation of biosocial HIV prevention.</p> <p>Specific objectives for the trial:</p> <ol style="list-style-type: none"> 1. Measure the impact of social mobilisation into decentralised SRHR services that provide tailored HIV prevention on the prevalence of transmissible HIV 2. Evaluate the acceptability, practicability, and reach of social mobilisation and decentralised SRHR with tailored HIV prevention to deliver differentiated biosocial HIV prevention 3. Inform the scale-up of differentiated biosocial HIV prevention and create an infrastructure to rapidly evaluate new products 	
Kind of Data	Survey Data for Endline interview
Unit of Analysis	Young men and women aged 15-30 residing in one of the 40 administrative areas (clusters)

Scope & Coverage	
Keywords	HIV; PrEP; ART; viral load; contraception; sexual behaviour; PHQ9
Topics	Adolescents; young adults; HIV infections/prevention & control; South Africa/epidemiology; sexual health; randomised controlled trials
Time Period(s)	2025-2026
Countries	South Africa
<p>Geographic Coverage</p> <p>Demographic surveillance area of the Africa Health Research Institute; KwaZulu-Natal, uMkhanyakude district.</p>	
<p>Universe</p> <p>About 26,000 15-30-year-old men and women residing in 40 geographical areas (clusters) of the uMkhanyakude district in rural KwaZulu Natal are eligible to receive Let's Talk intervention, of which ~20% are at risk of HIV acquisition and would benefit from PrEP. The unit of randomisation is the administrative area supported by a pair of peer navigators: 40 administrative areas will be randomised to receive the intervention, Thetha Nami ngithethe nawe (social mobilisation by peer navigators into mobile sexual and reproductive health clinics that provide tailored HIV prevention and care) or standard of care (access HIV care and prevention through primary care clinics).</p> <p>Participants must be able and willing to give written informed consent for trial participation, or assent and parental consent in the case of those aged 15-17.</p>	

Producers & Sponsors	
Primary Investigator(s)	Prof. Maryam, Shahmanesh, Africa Health Research Institute (AHRI)

Other Producer(s)	Africa Health Research Institute (AHRI)
Funding Agency/ies	Bill and Melinda Gates foundation (BMG) , Funder
Other Acknowledgment(s)	Jaco Dreyer , Data management, cleaning and analysis , Africa Health Research Institute Eva Ssozi , Data management, cleaning and analysis , Africa Health Research Institute

Sampling

Sampling Procedure

The primary outcome will be collected through three random representative population-based surveys of:

- n=2000 15-30-year-olds, 50 per cluster, at baseline,
- n=3200 15-30-year-olds, 80 per cluster, at the end of period 1 (midline) and
- n=3200 15-30-year-olds, 80 per cluster, at the end of period 2 (end-line).

We use the AHRI health and demographic surveillance system (HDSS) as a sampling frame to randomly select three separate cross-sectional samples of:

- n=3600 (90 per cluster) 15-30-year-olds stratified by gender at baseline. Based on previous studies in this setting, we anticipate that ~2800 will be contactable and eligible and that n=2000 (~50 per cluster) men and women aged 15-30, will be willing and able to provide consent to be included in the study.
- n=6000 (150 per cluster) 15-30-year-olds stratified by gender at midline (before the second step of scale up) and end-line. Based on previous studies in this setting, we anticipate that 4300 will be contactable and eligible and that n=3200 (~80 per cluster) men and women aged 15-30, will be willing and able to provide consent to be included in the study
- n=5996 (~150 per cluster) 15-30-year-olds stratified by gender at endline (after the second step of scale up). Based on previous studies in this setting, we anticipate that 4300 will be contactable and eligible and that n=3200 (~80 per cluster) men and women aged 15-30, will be willing and able to provide consent to be included in the study

Data Collection

Data Collection Dates	start 2025-06-17 end 2026-05-31
------------------------------	------------------------------------

Data Processing & Appraisal

Data Editing

The data collected and captured on REDCap were uploaded to a MySQL database server within a secure server cluster at AHRI.

Accessibility

Access Conditions

Access to the data requires accurate completion of the online data access application form accessible on the AHRI Data repository(<<https://data.ahri.org/>>). Data users are required to abide by the data use conditions stipulated on the application for access to the data. Failure to do so may result in their data access privileges being revoked by the Data Custodian. In order to recognise the effort and intellectual contributions of AHRI investigators in producing and curating the data, users of AHRI data must acknowledge the source of the data and abide by the terms and conditions under which the data is accessed and must cite the dataset in publication using the citation provided as part of this documentation. All analytical datasets published on the AHRI Data Repository are assigned digital object identifier (DOIs) and the DOIs can be found on the Data Repository under Study Description tab - Access policy. AHRI data users are required to always cite the dataset using the relevant DOI.

Citation Requirements

Shahmanesh, M. (2026). Thetha Nami ngithethe nawe (Let's Talk): Endline survey [Data set]. Africa Health Research Institute.

DOI:<https://doi.org/10.23664/AHRI.PREPIIMPLEMENTATION.ES.ENDLINE.SURVEY.2025.V1>

Files Description

Dataset contains 1 file(s)

AHRI.PrEPIImplementation.ES.Endline.Survey.2026.v1	
# Cases	7030
# Variable(s)	594

Variables List

Dataset contains 594 variable(s)

File AHRI.PrEPIImplementation.ES.Endline.Survey.2026.v1							
#	Name	Label	Type	Format	Valid	Invalid	Question
1	IntID	Internal Individual Id	continuous	numeric-12.0	7030	0	-
2	BSIntId	Bounded Structure ID	continuous	numeric-12.0	7030	0	-
3	MunicName	Local Municipality Name	discrete	character-13	6724	0	-
4	WardNo	Ward Number	discrete	numeric-12.0	6724	306	-
5	Isigodi	Isigodi ID	discrete	character-22	7030	0	-
6	Isigodi ..	Isigodi Name	discrete	character-22	7030	0	-
7	IsUrbanO ..	Is Urban or Rural	discrete	character-10	7030	0	-
8	UrbanRua ..	Is Urban or Rural Description	discrete	character-49	7030	0	-
9	pd_sex	Participant's Sex	discrete	numeric-12.0	5994	1036	-
10	pd_dob	Participant's Date of Birth	discrete	character-11	5996	-	-
11	pd_age	Age - Calculated from Date of Birth and Visit Date	discrete	character-4	3324	0	-
12	pd_isigodi	Participant's Local Area / Isigodi	discrete	character-22	5996	0	-
13	pd_cluster	Study Cluster	discrete	character-10	5996	0	-
14	pd_sawto ..	ID for Discrete Choice Experiment in Sawtooth	discrete	character-7	5996	0	-
15	pd_weekb ..	Week Block	discrete	character-5	5996	0	-
16	pd_week	Week	discrete	character-2	5996	0	-
17	ca_attmp ..	Conducting Contact Attempt	discrete	numeric-12.0	5994	1036	-
18	ca_attmp ..	Attempt Date and Time	discrete	character-11	5992	-	-
19	ca_attmp ..	Were you able to speak to the participant?	discrete	numeric-12.0	5994	1036	-
20	ca_attmp ..	Outcome of Contact Attempt - spoken to	discrete	numeric-12.0	2334	4696	-
21	ca_attmp ..	Outcome of Contact Attempt - not spoken to	discrete	numeric-12.0	3663	3367	-
22	ca_attmp ..	Reschedule next visit date	discrete	character-11	1786	-	-
23	ca_attmp ..	Conducting Contact Attempt	discrete	numeric-12.0	2038	4992	-
24	ca_attmp ..	Attempt Date and Time	discrete	character-11	2011	-	-
25	ca_attmp ..	Were you able to speak to the participant?	discrete	numeric-12.0	2011	5019	-
26	ca_attmp ..	Outcome of Contact Attempt - spoken to	discrete	numeric-12.0	908	6122	-
27	ca_attmp ..	Outcome of Contact Attempt - not spoken to	discrete	numeric-12.0	1103	5927	-
28	ca_attmp ..	Reschedule next visit date	discrete	character-11	810	-	-
29	ca_attmp ..	Conducting Contact Attempt	discrete	numeric-12.0	924	6106	-
30	ca_attmp ..	Attempt Date and Time	discrete	character-11	868	-	-

File AHRI.PrEPImplementation.ES.Endline.Survey.2026.v1							
#	Name	Label	Type	Format	Valid	Invalid	Question
31	ca_attmp..	Were you able to speak to the participant?	discrete	numeric-12.0	869	6161	-
32	ca_attmp..	Outcome of Contact Attempt - spoken to	discrete	numeric-12.0	272	6758	-
33	ca_attmp..	Outcome of Contact Attempt - not spoken to	discrete	numeric-12.0	596	6434	-
34	ca_attmp..	Reschedule next visit date	discrete	character-11	450	-	-
35	ca_attmp..	Conducting Contact Attempt	discrete	numeric-12.0	544	6486	-
36	ca_attmp..	Attempt Date and Time	discrete	character-11	248	-	-
37	ca_attmp..	Were you able to speak to the participant?	discrete	numeric-12.0	247	6783	-
38	ca_attmp..	Outcome of Contact Attempt - spoken to	discrete	numeric-12.0	79	6951	-
39	ca_attmp..	Outcome of Contact Attempt - not spoken to	discrete	numeric-12.0	168	6862	-
40	ca_attmp..	Reschedule next visit date	discrete	character-11	117	-	-
41	ca_attmp..	Conducting Contact Attempt	discrete	numeric-12.0	155	6875	-
42	ca_attmp..	Attempt Date and Time	discrete	character-11	53	-	-
43	ca_attmp..	Were you able to speak to the participant?	discrete	numeric-12.0	53	6977	-
44	ca_attmp..	Outcome of Contact Attempt - spoken to	discrete	numeric-12.0	12	7018	-
45	ca_attmp..	Outcome of Contact Attempt - not spoken to	discrete	numeric-12.0	41	6989	-
46	ca_attmp..	Reschedule next visit date	discrete	character-11	31	-	-
47	ca_attmp..	Conducting Contact Attempt	discrete	numeric-12.0	40	6990	-
48	ca_attmp..	Attempt Date and Time	discrete	character-11	15	-	-
49	ca_attmp..	Were you able to speak to the participant?	discrete	numeric-12.0	15	7015	-
50	ca_attmp..	Outcome of Contact Attempt - spoken to	discrete	numeric-12.0	5	7025	-
51	ca_attmp..	Outcome of Contact Attempt - not spoken to	discrete	numeric-12.0	10	7020	-
52	ca_attmp..	Reschedule next visit date	discrete	character-11	6	-	-
53	ca_refus..	Who refuse participation?	discrete	numeric-12.0	115	6915	-
54	ca_proj..	Fieldworker: Request handover of Non-Contact to Project Coordinator?	discrete	numeric-12.0	691	6339	-
55	ca_proj..	Select reason for non-contact in field	discrete	numeric-12.0	593	6437	-
56	ca_proj..	Specify other reason for non-contact from field	discrete	character-86	95	0	-
57	ca_trans..	Fieldworker: Please provide narrative	discrete	character-158	593	-	-
58	ca_coord..	Was this request for a Non-Contact approved?	discrete	numeric-12.0	597	6433	-
59	ca_visit..	Visit Date	discrete	character-11	3467	-	-

File AHRI.PrEPImplementation.ES.Endline.Survey.2026.v1							
#	Name	Label	Type	Format	Valid	Invalid	Question
60	ca_calc ..	Calculated - Willing to be Surveyed	discrete	numeric-12.0	5996	1034	-
61	ca_calc ..	Calculated - Premature Completer	discrete	numeric-12.0	5996	1034	-
62	ca_calc ..	Calculated Refusal	discrete	numeric-12.0	5996	1034	-
63	ca_calc ..	Continue follow-up	discrete	numeric-12.0	5996	1034	-
64	ca_calc ..	Calculated - Participant mentally incapacitated	discrete	numeric-12.0	5996	1034	-
65	ac_date	Capacity assessment date by Field Team	discrete	character-11	3307	-	-
66	ac_asses ..	HAPPY with Step 1?	discrete	numeric-12.0	3312	3718	-
67	ac_asses ..	HAPPY with Step 2?	discrete	numeric-12.0	6	7024	-
68	ac_asses ..	HAPPY with Step 3?	discrete	numeric-12.0	3	7027	-
69	ac_asses ..	Is this individual capable to participate?	discrete	numeric-12.0	3306	3724	-
70	ac_infor ..	Confirm that you have given the participant a copy of the Information Sheet?	discrete	numeric-12.0	3312	3718	-
71	ac_asses ..	Calculated - capable to participate	discrete	numeric-12.0	5996	1034	-
72	ic_careg ..	Informed Consent for Care Giver - Start Time	discrete	character-11	568	-	-
73	ic_careg ..	Has the volunteer's age been verified?	discrete	numeric-12.0	565	6465	-
74	ic_careg ..	If yes, indicate below how the participant's age has been verified?	discrete	numeric-12.0	562	6468	-
75	ic_careg ..	Who has provided consent for this volunteer to participate in this study?	discrete	numeric-12.0	562	6468	-
76	ic_careg ..	Please provide child's date of birth (full)	discrete	character-11	565	-	-
77	ic_careg ..	If full date of birth is not available, please complete the date of birth here	discrete	character-10	2	0	-
78	ic_careg ..	Confirm that I have read and understood the Information Sheet	discrete	numeric-12.0	568	6462	-
79	ic_careg ..	Ask questions about the study and been given answers to your satisfaction?	discrete	numeric-12.0	568	6462	-
80	ic_careg ..	Do you understand that your participation is voluntary and that you (or your chi	discrete	numeric-12.0	568	6462	-
81	ic_careg ..	Do you agree for your child/ward to take part in this study?	discrete	numeric-12.0	568	6462	-
82	ic_careg ..	Agree for your child/ward to provide a dry blood spot for anonymous HIV testing?	discrete	numeric-12.0	568	6462	-

File AHRI.PrEPImplementation.ES.Endline.Survey.2026.v1							
#	Name	Label	Type	Format	Valid	Invalid	Question
83	ic_careg..	Agree for your child/ward to provide a dry blood spot for HIVViral Load testing?	discrete	numeric-12.0	568	6462	-
84	ic_careg..	Do you agree for your child/ward to be HIV tested if they request for it?	discrete	numeric-12.0	568	6462	-
85	ic_careg..	Consent to have your child/ward's HIV test result photographed?	discrete	numeric-12.0	424	6606	-
86	ic_careg..	Agree for your child/ward to provide vaginal swabs (females), or urine samples (discrete	numeric-12.0	568	6462	-
87	ic_careg..	Do you agree for your child/ward specimen to be stored?	discrete	numeric-12.0	568	6462	-
88	ic_careg..	Agree to have future research tests (such as other sexually transmitted infectio	discrete	numeric-12.0	568	6462	-
89	ic_careg..	Agree to your child/ward's participation in the Discrete Choice Experiment?	discrete	numeric-12.0	107	6923	-
90	ic_careg..	Is the parent / caregiver literate (able to read and write)?	discrete	numeric-12.0	568	6462	-
91	ic_careg..	Is the illiterate parent / caregiver willing to have a witness present?	discrete	numeric-12.0	4	7026	-
92	ic_careg..	Agree to be contacted or your child/ward by phone in order to make appointments	discrete	numeric-12.0	568	6462	-
93	ic_careg..	Informed Consent for Care Giver - Stop Time	discrete	character-11	568	-	-
94	ic_calc..	Calculate Caregiver Consent to Participate in the Study	discrete	numeric-12.0	5996	1034	-
95	ic_calc..	Calculate Caregiver Consent to Participate in the Discrete Choice Experiment	discrete	numeric-12.0	5996	1034	-
96	ic_adole..	Informed consent for adolescents - Start time	discrete	character-11	568	-	-
97	ic_indiv..	Has the volunteer's age been verified?	discrete	numeric-12.0	568	6462	-
98	ic_indiv..	If yes, indicate below how the participant's age has been verified?	discrete	numeric-12.0	568	6462	-
99	ic_indiv..	Who has provided consent for this volunteer to participate in this study?	discrete	numeric-12.0	568	6462	-
100	ic_indiv..	Please provide child's date of birth (full)	discrete	character-11	568	-	-
101	ic_indiv..	If full date of birth is not available, please complete the date of birth here	discrete	character-1	0	0	-
102	ic_indiv..	You confirm that I have read and understood the	discrete	numeric-12.0	568	6462	-

File AHRI.PrEPImplementation.ES.Endline.Survey.2026.v1							
#	Name	Label	Type	Format	Valid	Invalid	Question
		Information Sheet for the above					
103	ic_indiv_..	Have you been given an opportunity to ask questions about the study and been giv	discrete	numeric-12.0	568	6462	-
104	ic_indiv_..	Do you understand that your participation is voluntary and that you are free to	discrete	numeric-12.0	568	6462	-
105	ic_indiv_..	Do you agree to take part in this study?	discrete	numeric-12.0	568	6462	-
106	ic_indiv_..	Do you agree to provide a dry blood spot for anonymous HIV testing?	discrete	numeric-12.0	565	6465	-
107	ic_indiv_..	Do you agree to provide a dry blood spot for HIV VL testing?	discrete	numeric-12.0	564	6466	-
108	ic_indiv_..	Do you agree to be HIV tested today if you request for it?	discrete	numeric-12.0	428	6602	-
109	ic_indiv_..	Consent to have your HIV test result photographed?	discrete	numeric-12.0	101	6929	-
110	ic_indiv_..	Do you agree to provide vaginal swabs (females), or urine samples (males) for se	discrete	numeric-12.0	469	6561	-
111	ic_indiv_..	Do you agree for your specimen to be stored?	discrete	numeric-12.0	561	6469	-
112	ic_indiv_..	Do you agree to have future research tests (such as other sexually transmitted i	discrete	numeric-12.0	565	6465	-
113	ic_indiv_..	Do you agree to participate in the Discrete Choice Experiment?	discrete	numeric-12.0	106	6924	-
114	ic_indiv_..	Is the participant literate (able to read and write)?	discrete	numeric-12.0	568	6462	-
115	ic_indiv_..	Is the illiterate participant willing to have a witness present?	discrete	numeric-12.0	3	7027	-
116	ic_indiv_..	Do you agree to be contacted by phone in order to make appointments for follow u	discrete	numeric-12.0	568	6462	-
117	ic_adole_..	Informed consent for adolescents - Stop time	discrete	character-11	568	-	-
118	ic_calc_..	Calculate Consent to Study - Minor	discrete	numeric-12.0	5996	1034	-
119	ic_calc_..	Calculate Consent to Discrete Choices Experiment - Minor	discrete	numeric-12.0	5996	1034	-
120	ic_matur_..	Informed consent for Mature Participant - Start time	discrete	character-11	2741	-	-
121	ic_indiv_..	Has the volunteer's age been verified?	discrete	numeric-12.0	2741	4289	-

File AHRI.PrEPImplementation.ES.Endline.Survey.2026.v1							
#	Name	Label	Type	Format	Valid	Invalid	Question
122	ic_indiv_..	If yes, indicate below how the participant's age has been verified?	discrete	numeric-12.0	2728	4302	-
123	ic_indiv_..	You confirm that I have read and understood the Information Sheet for the above	discrete	numeric-12.0	2741	4289	-
124	ic_indiv_..	Have you been given an opportunity to ask questions about the study and been giv	discrete	numeric-12.0	2738	4292	-
125	ic_indiv_..	Do you understand that your participation is voluntary and that you are free to	discrete	numeric-12.0	2738	4292	-
126	ic_indiv_..	Do you agree to take part in this study?	discrete	numeric-12.0	2738	4292	-
127	ic_indiv_..	Do you agree to provide a dry blood spot for anonymous HIV testing?	discrete	numeric-12.0	2738	4292	-
128	ic_indiv_..	Do you agree to provide a dry blood spot for HIV VL testing?	discrete	numeric-12.0	2738	4292	-
129	ic_indiv_..	Do you agree to be HIV tested today if you request for it?	discrete	numeric-12.0	2738	4292	-
130	ic_indiv_..	Consent to have your HIV test result photographed?	discrete	numeric-12.0	619	6411	-
131	ic_indiv_..	Do you agree to provide vaginal swabs (females), or urine samples (males) for se	discrete	numeric-12.0	2738	4292	-
132	ic_indiv_..	Do you agree for your specimen to be stored?	discrete	numeric-12.0	2678	4352	-
133	ic_indiv_..	Do you agree to have future research tests (such as other sexually transmitted i	discrete	numeric-12.0	2678	4352	-
134	ic_indiv_..	Do you agree to participate in the Discrete Choice Experiment?	discrete	numeric-12.0	484	6546	-
135	ic_indiv_..	Is the participant literate (able to read and write)?	discrete	numeric-12.0	2738	4292	-
136	ic_indiv_..	Is the illiterate participant willing to have a witness present?	discrete	numeric-12.0	3	7027	-
137	ic_indiv_..	Do you agree to be contacted by phone in order to make appointments for follow u	discrete	numeric-12.0	2738	4292	-
138	ic_matur_..	Informed consent for Mature Participant - Stop time	discrete	character-11	2741	-	-
139	ic_calc_..	Calculate Consent to Study - Adult	discrete	numeric-12.0	5996	1034	-
140	ic_calc_..	Calculate Consent to Discrete Choices Experiment - Adult	discrete	numeric-12.0	5996	1034	-
141	ic_calc_..	Calculated Consented to Study	discrete	numeric-12.0	5996	1034	-

File AHRI.PrEPImplementation.ES.Endline.Survey.2026.v1							
#	Name	Label	Type	Format	Valid	Invalid	Question
142	ic_calc_..	Calculated Consented to Discrete Choice Experiment	discrete	numeric-12.0	5996	1034	-
143	ic_calc_..	Calculated Consented to collecting samples for STI Testing	discrete	numeric-12.0	5996	1034	-
144	ic_calc_..	Calculated Consented to Store collected Specimens	discrete	numeric-12.0	5996	1034	-
145	ic_calc_..	Calculated Consented to HIV Testing on DBS	discrete	numeric-12.0	5996	1034	-
146	ic_calc_..	Calculated Consented to Viral Load (VL) Testing on DBS	discrete	numeric-12.0	5996	1034	-
147	ic_calc_..	Calculated Consented to Rapid HIV Testing	discrete	numeric-12.0	5996	1034	-
148	ic_calc_..	Calculated Consented to photograph Rapid HIV Test Result	discrete	numeric-12.0	5996	1034	-
149	ic_calc_..	Calculated Consented for Future Testing on collected Samples	discrete	numeric-12.0	5996	1034	-
150	ie_quest_..	Questionnaire - Start time	discrete	character-11	3305	-	-
151	ie_insch_..	Are you currently still in school?	discrete	numeric-12.0	3305	3725	-
152	ie_schoo_..	In which grade are you? (Grade 1 - 12)	discrete	character-2	1275	0	-
153	ie_highl_..	What is your highest level of education achieved / qualification ('attainment')	discrete	numeric-12.0	2030	5000	-
154	ie_schoo_..	If still attending school: Which school do you attend	discrete	character-32	1275	0	-
155	ie_partc_..	Have you in the past 12months participated in School Nutrition Feeding Program a	discrete	numeric-12.0	1275	5755	-
156	ie_partc_..	Have you ever participated in School Nutrition Feeding Program at school?	discrete	numeric-12.0	113	6917	-
157	ie_emplo_..	Are you currently in full-time or part-time employment?	discrete	numeric-12.0	3305	3725	-
158	ie_grant_..	Do you receive a government grant for yourself? Yes, child support	discrete	numeric-12.0	755	6275	-
159	ie_grant_..	Do you receive a government grant for yourself? No, none	discrete	numeric-12.0	1648	5382	-
160	ie_grant_..	Do you receive a government grant for yourself? Yes, foster care	discrete	numeric-12.0	328	6702	-
161	ie_grant_..	Do you receive a government grant for yourself? Yes, disability care	discrete	numeric-12.0	15	7015	-

File AHRI.PrEPImplementation.ES.Endline.Survey.2026.v1							
#	Name	Label	Type	Format	Valid	Invalid	Question
162	je_grant ..	Do you receive a government grant for yourself? Yes, old age pension	discrete	numeric-12.0	2	7028	-
163	je_grant ..	Do you receive a government grant for yourself? Yes, child care	discrete	numeric-12.0	303	6727	-
164	je_grant ..	Do you receive a government grant for yourself? Other, specify	discrete	numeric-12.0	498	6532	-
165	je_grant ..	Do you receive a government grant for yourself? Dont know	discrete	numeric-12.0	4	7026	-
166	je_grant ..	Do you receive a government grant for yourself? Prefer not to answer	discrete	numeric-12.0	0	7030	-
167	je_grant ..	Please specify information on the other grant/s	discrete	character-19	498	0	-
168	je_foodf ..	In the last 12 months did your household skip or cut meals due to lack of money?	discrete	numeric-12.0	3305	3725	-
169	je_foodf ..	How often did this happen?	discrete	numeric-12.0	1074	5956	-
170	je_quest ..	Questionnaire - Stop time	discrete	character-11	3304	-	-
171	dm_quest ..	Questionnaire - Start time	discrete	character-11	3304	-	-
172	dm_partc ..	Have you participated in Thetha Nami / Peer Navigator in the last 12 months?	discrete	numeric-12.0	3304	3726	-
173	dm_supp ..	What support did you receive? Sexual reproductive health information	discrete	numeric-12.0	606	6424	-
174	dm_supp ..	What support did you receive? Condoms	discrete	numeric-12.0	479	6551	-
175	dm_supp ..	What support did you receive? Referral to clinic	discrete	numeric-12.0	594	6436	-
176	dm_supp ..	What support did you receive? Support/reminders for clinic visit	discrete	numeric-12.0	60	6970	-
177	dm_supp ..	What support did you receive? Referral to social worker	discrete	numeric-12.0	15	7015	-
178	dm_supp ..	What support did you receive? Support with getting Voter ID	discrete	numeric-12.0	5	7025	-
179	dm_supp ..	What support did you receive? Support with getting Social grants	discrete	numeric-12.0	6	7024	-
180	dm_supp ..	What support did you receive? Educational support	discrete	numeric-12.0	54	6976	-
181	dm_supp ..	What support did you receive? Legal support	discrete	numeric-12.0	9	7021	-

File AHRI.PrEPImplementation.ES.Endline.Survey.2026.v1							
#	Name	Label	Type	Format	Valid	Invalid	Question
182	dm_supp_..	What support did you receive? Friendship from a peer navigator	discrete	numeric-12.0	252	6778	-
183	dm_supp_..	What support did you receive? Safe space	discrete	numeric-12.0	77	6953	-
184	dm_supp_..	What support did you receive? Other	discrete	numeric-12.0	212	6818	-
185	dm_reco_..	How likely are you to recommend your peer navigator to a friend?	discrete	numeric-12.0	876	6154	-
186	dm_partc_..	Have you attended Isisekelo Sempilo or Thetha Nami clinics in the last 12 months	discrete	numeric-12.0	3304	3726	-
187	dm_partc_..	Have you participated in the mentor program (ages 15â€”24); safe spaces youth gr	discrete	numeric-12.0	3304	3726	-
188	dm_partc_..	Have you participated in HIV/ life skills educ/ safer choices at school in the 1	discrete	numeric-12.0	1276	5754	-
189	dm_quest_..	Questionnaire - Stop time	discrete	character-11	3304	-	-
190	mv_quest_..	Questionnaire - Start time	discrete	character-11	3304	-	-
191	mv_conf_..	Is there someone in your community you could confide in about domestic violence?	discrete	numeric-12.0	3305	3725	-
192	mv_have_..	Do you have a tested plan for what to do in a crisis?	discrete	numeric-12.0	3304	3726	-
193	mv_have_..	Do you have a safe place to stay if you have a problem or emergency?	discrete	numeric-12.0	3305	3725	-
194	mv_phq9_..	Little interest or pleasure in doing things	discrete	numeric-12.0	3304	3726	-
195	mv_phq9_..	Feeling down, depressed, or hopeless	discrete	numeric-12.0	3305	3725	-
196	mv_phq9_..	Trouble falling or staying asleep, or sleeping too much	discrete	numeric-12.0	3305	3725	-
197	mv_phq9_..	Feeling tired or having little energy	discrete	numeric-12.0	3305	3725	-
198	mv_phq9_..	Poor appetite or overeating	discrete	numeric-12.0	3305	3725	-
199	mv_phq9_..	Do you feel bad about yourself or that youâ€™ve let yourself family dow	discrete	numeric-12.0	3304	3726	-
200	mv_phq9_..	Do you have trouble concentrating on things like reading or watching TV?	discrete	numeric-12.0	3302	3728	-
201	mv_phq9_..	Thoughts that you would be better off dead or of hurting yourself in some way	discrete	numeric-12.0	3301	3729	-
202	mv_phq9_..	Are you moving/speaking unusually slowly or unusually fidgety restless?	discrete	numeric-12.0	3301	3729	-

File AHRI.PrEPImplementation.ES.Endline.Survey.2026.v1							
#	Name	Label	Type	Format	Valid	Invalid	Question
203	mv_quest..	Questionnaire - Stop time	discrete	character-11	3305	-	-
204	hq_quest..	Questionnaire - Start time	discrete	character-11	3305	-	-
205	hq_sti_p..	Pain passing urine	discrete	numeric-12.0	3305	3725	-
206	hq_sti_v..	Vaginal discharge	discrete	numeric-12.0	1769	5261	-
207	hq_sti_l..	Lower abdominal pain	discrete	numeric-12.0	3305	3725	-
208	hq_sti_b..	Genitals blisters or sores	discrete	numeric-12.0	3305	3725	-
209	hq_sti_l..	Genitals lumps and bumps	discrete	numeric-12.0	3304	3726	-
210	hq_sti_u..	Urethral discharge	discrete	numeric-12.0	1537	5493	-
211	hq_sti_s..	Swelling in the groin	discrete	numeric-12.0	3303	3727	-
212	hq_sti_i..	Genital itching	discrete	numeric-12.0	3303	3727	-
213	hq_sti_s..	Scrotal swelling	discrete	numeric-12.0	1537	5493	-
214	hq_sti_o..	Other	discrete	numeric-12.0	3298	3732	-
215	hq_recv... 	Have you ever received a test result for HIV?	discrete	numeric-12.0	3305	3725	-
216	hq_reas... 	Please specify details on the other reason for not getting tested for HIV:	discrete	character-1	0	0	-
217	hq_hiv_t..	Where did your last HIV test take place?	discrete	numeric-12.0	2720	4310	-
218	hq_hiv_t..	Please specify detail on the other place where you were tested for HIV:	discrete	character-31	25	0	-
219	hq_pos_h..	Have you ever had a positive HIV test result?	discrete	numeric-12.0	2720	4310	-
220	hq_first..	When was your first positive test result?	discrete	numeric-12.0	297	6733	-
221	hq_lastn..	When was your last negative test result?	discrete	numeric-12.0	2719	4311	-
222	hq_refer..	Were you referred to HIV treatment services?	discrete	numeric-12.0	297	6733	-
223	hq_prev... 	Have you ever taken ART for your own health?	discrete	numeric-12.0	297	6733	-
224	hq_art_t..	Have you ever taken ART to prevent Mother To Child Transmission (MTCT)?	discrete	numeric-12.0	251	6779	-
225	hq_start..	When did you first start ART?	discrete	numeric-12.0	283	6747	-
226	hq_curr... 	Are you currently receiving ART?	discrete	numeric-12.0	297	6733	-
227	hq_art_t..	Have you ever had to stop ART?	discrete	numeric-12.0	283	6747	-
228	hq_recvf..	Where do you currently receive your ART from?	discrete	numeric-12.0	288	6742	-
229	hq_art_e..	How often do you take your ART drugs at the exact time prescribed by your doctor	discrete	numeric-12.0	0	7030	-
230	hq_art_d..	During the past 12 months have you DELAYED getting	discrete	numeric-12.0	283	6747	-

File AHRI.PrEPImplementation.ES.Endline.Survey.2026.v1							
#	Name	Label	Type	Format	Valid	Invalid	Question
		ART (only those who said yes)					
231	hq_peg_h..	Have you ever heard of PEP -- drugs taken after HIV exposure e.g condomless sex?	discrete	numeric-12.0	3304	3726	-
232	hq_peg_k..	Do you know where such services are offered?	discrete	numeric-12.0	800	6230	-
233	hq_peg_t..	Have you ever taken PEP?	discrete	numeric-12.0	800	6230	-
234	hq_peg_l..	How long ago did you last take PEP?	discrete	character-2	7	0	-
235	hq_peg_l..	Is value in	discrete	numeric-12.0	7	7023	-
236	hq_peg_g..	Where did you receive PEP from?	discrete	numeric-12.0	7	7023	-
237	hq_prep_..	Have you ever heard of PrEP - tablets/injections to prevent HIV?	discrete	numeric-12.0	3305	3725	-
238	hq_prep_..	Have you ever been offered PrEP?	discrete	numeric-12.0	2498	4532	-
239	hq_prep_..	Which type of PrEP were you offered: Oral PrEP	discrete	numeric-12.0	284	6746	-
240	hq_prep_..	Which type of PrEP were you offered: Injectable PrEP (Cab 2 monthly)	discrete	numeric-12.0	70	6960	-
241	hq_prep_..	Which type of PrEP were you offered Dapi Ring (monthly vaginal ring)	discrete	numeric-12.0	0	7030	-
242	hq_prep_..	Which type of PrEP were you offered: None of the above	discrete	numeric-12.0	0	7030	-
243	hq_prep_..	Which type of PrEP were you offered: Other specify	discrete	numeric-12.0	2	7028	-
244	hq_prep_..	In the past 12 months have you taken any PrEP?	discrete	numeric-12.0	2519	4511	-
245	hq_prep_..	If yes, was it:	discrete	numeric-12.0	227	6803	-
246	hq_prep_..	Where / from which organisation was it offered?	discrete	numeric-12.0	349	6681	-
247	hq_prep_..	Are you currently taking PrEP to prevent HIV?	discrete	numeric-12.0	349	6681	-
248	hq_prep_..	If yes, which one?	discrete	numeric-12.0	144	6886	-
249	hq_prep_..	Why did you decide not to take PrEP?	discrete	numeric-12.0	205	6825	-
250	hq_prep_..	Please specify detail on the other reason why you did not take PrEP	discrete	character-90	70	0	-
251	hq_prep_..	Where do you get PrEP? Name the clinic/organisation and location	discrete	numeric-12.0	0	7030	-
252	hq_prep_..	Do you take PrEP every day?	discrete	numeric-12.0	144	6886	-

File AHRI.PrEPImplementation.ES.Endline.Survey.2026.v1							
#	Name	Label	Type	Format	Valid	Invalid	Question
253	hq_prep_..	Struggling to take PrEP: No, I take my tablets/attend injections as instructed	discrete	numeric-12.0	98	6932	-
254	hq_prep_..	Struggling to take PrEP because I forget to take my pills	discrete	numeric-12.0	20	7010	-
255	hq_prep_..	Struggling to take PrEP: I do not always have food to take with the pills	discrete	numeric-12.0	2	7028	-
256	hq_prep_..	Struggling to take PrEP because Other people might see me take them	discrete	numeric-12.0	0	7030	-
257	hq_prep_..	Struggling to take PrEP I sometimes lack transport to collect my pills on time	discrete	numeric-12.0	16	7014	-
258	hq_prep_..	Struggling to take PrEP because I get side effects from the pills	discrete	numeric-12.0	26	7004	-
259	hq_prep_..	Struggling to take PrEP because I am away from home	discrete	numeric-12.0	8	7022	-
260	hq_prep_..	Struggling to take PrEP because The injections are painful	discrete	numeric-12.0	9	7021	-
261	hq_prep_..	Struggling to take PrEP because I don't like to be seen at the clinic	discrete	numeric-12.0	0	7030	-
262	hq_prep_..	Struggling to take PrEP because Two monthly injections are too frequent?	discrete	numeric-12.0	6	7024	-
263	hq_prep_..	Struggling to take PrEP because: Prefer not to answer	discrete	numeric-12.0	21	7009	-
264	hq_prep_..	Struggling to take PrEP because: Other, specify	discrete	numeric-12.0	27	7003	-
265	hq_prep_..	Please specify other reason for not taking your PrEP as described:	discrete	character-64	27	0	-
266	hq_prep_..	During the past 12 months have you DELAYED getting PrEP (only those who said yes	discrete	numeric-12.0	227	6803	-
267	hq_prep_..	In general, are you the type of person who would rather	discrete	numeric-12.0	2518	4512	-
268	hq_prep_..	Which PrEP features matter most? Rank 1 (most) to 5 (least): Route (oral etc)	discrete	numeric-12.0	2272	4758	-
269	hq_prep_..	Which PrEP features matter most? Rank 1 (most) to 5 (least): combined with con	discrete	numeric-12.0	2272	4758	-
270	hq_prep_..	Which PrEP features matter most? Rank 1 (most) to 5 (least): Taken before/after	discrete	numeric-12.0	2270	4760	-

File AHRI.PrEPImplementation.ES.Endline.Survey.2026.v1							
#	Name	Label	Type	Format	Valid	Invalid	Question
271	hq_prep_..	Which PrEP features matter most? Rank 1 (most) to 5 (least): miss doses without	discrete	numeric-12.0	2267	4763	-
272	hq_prep_..	Which PrEP features matter most? Rank 1 (most) to 5 (least): Dosing interval (da	discrete	numeric-12.0	2269	4761	-
273	hq_prep_..	Rank these types of PrEP from best (1) to worst (5): Oral Pill	discrete	numeric-12.0	2270	4760	-
274	hq_prep_..	Rank these types of PrEP from best (1) to worst (5): Injectable - intramuscular	discrete	numeric-12.0	2270	4760	-
275	hq_prep_..	Rank these types of PrEP from best (1) to worst (5): Injectable - subcutaneous	discrete	numeric-12.0	2270	4760	-
276	hq_prep_..	Rank these types of PrEP from best (1) to worst (5): Intra-vaginal (ring)	discrete	numeric-12.0	2271	4759	-
277	hq_prep_..	Rank these types of PrEP from best (1) to worst (5): Implant	discrete	numeric-12.0	2269	4761	-
278	hq_prep_..	Rank the time periods between PrEP doses from best (1) to worst (6): Daily	discrete	numeric-12.0	2267	4763	-
279	hq_prep_..	Rank the time periods between PrEP doses from best (1) to worst (6): Monthly	discrete	numeric-12.0	2269	4761	-
280	hq_prep_..	Rank the time periods between PrEP doses from best (1) to worst (6): 2 months	discrete	numeric-12.0	2268	4762	-
281	hq_prep_..	Rank the time periods between PrEP doses from best (1) to worst (6): 6 months	discrete	numeric-12.0	2267	4763	-
282	hq_prep_..	Rank the time periods between PrEP doses from best (1) to worst (6): Annual	discrete	numeric-12.0	2270	4760	-
283	hq_prep_..	Rank the time periods between PrEP doses from best (1) to worst (6): With sex	discrete	numeric-12.0	2267	4763	-
284	hq_prep_..	Rank missed PrEP impacts from best (1) to worst (4): Missing 1 dose has little	discrete	numeric-12.0	2269	4761	-
285	hq_prep_..	Rank missed PrEP impacts from best (1) to worst (4): Missing 2-3 doses slightly	discrete	numeric-12.0	2269	4761	-
286	hq_prep_..	Rank missed PrEP impacts from best (1) to worst (4): Missing any doses leads to	discrete	numeric-12.0	2270	4760	-
287	hq_prep_..	Rank missed PrEP impacts from best (1) to worst (4): Missed doses may cause fut	discrete	numeric-12.0	2270	4760	-

File AHRI.PrEPImplementation.ES.Endline.Survey.2026.v1							
#	Name	Label	Type	Format	Valid	Invalid	Question
288	hq_prep_..	Managing missed PrEP doses (1 = easiest, 4 = hardest): Daily Pills 7 days until	discrete	numeric-12.0	2269	4761	-
289	hq_prep_..	Managing missed PrEP doses (1 = easiest, 4 = hardest): Daily pills 28 days afte	discrete	numeric-12.0	2270	4760	-
290	hq_prep_..	Ease of managing missed PrEP doses (1 = easiest, 4 = hardest): No backup needed	discrete	numeric-12.0	2269	4761	-
291	hq_prep_..	Ease of managing missed PrEP doses (1 = easiest, 4 = hardest): Use condoms 7-1	discrete	numeric-12.0	2270	4760	-
292	hq_prep_..	How you prefer to use PrEP around sex (1 = most, 5 = least): only before sex	discrete	numeric-12.0	2269	4761	-
293	hq_prep_..	How you prefer to use PrEP around sex (1 = most, 5 = least): only after sex (wit	discrete	numeric-12.0	2269	4761	-
294	hq_prep_..	How you prefer to use PrEP around sex (1 = most, 5 = least): both before & afte	discrete	numeric-12.0	2269	4761	-
295	hq_prep_..	How you prefer to use PrEP around sex (1 = most, 5 = least): during periods of f	discrete	numeric-12.0	2270	4760	-
296	hq_prep_..	How you prefer to use PrEP around sex (1 = most, 5 = least): continuously, unrel	discrete	numeric-12.0	2270	4760	-
297	hq_prep_..	How important is it to you for a PrEP method to be combined with contraception?	discrete	numeric-12.0	2270	4760	-
298	hq_imprt..	Which features of PrEP are important to you: The potential side effects of the m	discrete	numeric-12.0	2518	4512	-
299	hq_imprt..	Which features of PrEP are important to you: That I can take it at a clinic and	discrete	numeric-12.0	2518	4512	-
300	hq_imprt..	Which features of PrEP are important to you: That I must come to clinic to have	discrete	numeric-12.0	2518	4512	-
301	hq_imprt..	Which features of PrEP are important to you: That other people I know and trust	discrete	numeric-12.0	2517	4513	-
302	hq_imprt..	Which features of PrEP are important to you: Combining it with contraception.	discrete	numeric-12.0	2516	4514	-
303	hq_imprt..	Which features of PrEP are important to you: The need for blood tests / monitori	discrete	numeric-12.0	2515	4515	-
304	hq_imprt..	Which features of PrEP are important to you: The possibility that long-acting in	discrete	numeric-12.0	2505	4525	-
305	hq_imprt..	Which is your preferred route (choose one)?	discrete	numeric-12.0	1424	5606	-

File AHRI.PrEPImplementation.ES.Endline.Survey.2026.v1							
#	Name	Label	Type	Format	Valid	Invalid	Question
306	hq_imprt..	Which is your preferred route (choose one)?	discrete	numeric-12.0	1092	5938	-
307	hq_imprt..	Which is your preferred dosing schedule (choose one):	discrete	numeric-12.0	2518	4512	-
308	hq_evers..	In your whole life up to now, have you ever smoked a cigarette?	discrete	numeric-12.0	3306	3724	-
309	hq_frsts..	How old were you when you smoked your first cigarette? If you can't remember, pl	discrete	character-4	391	0	-
310	hq_dayss..	How many days have you smoked at least one cigarette in the past month? [number	discrete	character-2	390	0	-
311	hq_smokl..	Have you used smokeless tobacco products such as snuff or chewing tobacco in the	discrete	numeric-12.0	392	6638	-
312	hq_everd..	In your whole life up to now, have you ever drunk one	discrete	numeric-12.0	3305	3725	-
313	hq_frstd..	How old were you when you drank your first drink? If you can't remember, please	discrete	character-2	1492	0	-
314	hq_daysd..	How many days have you drunk at least one drink in the past month? [number of da	discrete	character-2	1492	0	-
315	hq_more5..	How many days have you drunk 5 or more drinks (in succession) on one or more day	discrete	character-2	1491	0	-
316	hq_everu..	In your whole life up to now, have you ever used cannabis (dagga)?	discrete	numeric-12.0	3305	3725	-
317	hq_frsc..	How old were you when you used cannabis (dagga)? If you can't remember, please g	discrete	character-2	285	0	-
318	hq_daysc..	How many days have you used cannabis in the past month? [number of days]	discrete	character-2	285	0	-
319	hq_usedo..	Have you ever used other drugs such as (Tick all that apply) - No	discrete	numeric-12.0	3262	3768	-
320	hq_usedo..	Have you ever used other drugs such as (Tick all that apply) - Inhalants such as	discrete	numeric-12.0	10	7020	-
321	hq_usedo..	Have you ever used other drugs such as (Tick all that apply) - I-methaqualone(Ma	discrete	numeric-12.0	3	7027	-
322	hq_usedo..	Have you ever used other drugs such as (Tick all that apply) - Cocaine	discrete	numeric-12.0	2	7028	-
323	hq_usedo..	Have you ever used other drugs such as (Tick all that apply) - Heroin	discrete	numeric-12.0	1	7029	-

File AHRI.PrEPImplementation.ES.Endline.Survey.2026.v1							
#	Name	Label	Type	Format	Valid	Invalid	Question
324	hq_usedo..	Have you ever used other drugs such as (Tick all that apply) - Club drugs	discrete	numeric-12.0	2	7028	-
325	hq_usedo..	Have you ever used other drugs such as (Tick all that apply) - Prefer not to ans	discrete	numeric-12.0	25	7005	-
326	hq_usedo..	Have you ever used other drugs such as (Tick all that apply) - Other	discrete	numeric-12.0	5	7025	-
327	hq_quest..	Questionnaire - Stop time	discrete	character-11	3305	-	-
328	sr_quest..	Questionnaire - Start time	discrete	character-11	3304	-	-
329	sr_fathe..	Have you ever fathered any children?	discrete	numeric-12.0	1536	5494	-
330	sr_numch..	How many children have you fathered (please include those who have died)?	discrete	character-2	356	0	-
331	sr_child..	How many of these children are still alive?	discrete	character-1	0	0	-
332	sr_share..	How many children have you fathered (please include those who have died)?	discrete	numeric-12.0	1	7029	-
333	sr_agefa..	How old were you when you first made someone pregnant?	discrete	character-2	356	0	-
334	sr_share..	How old were you when you first made someone pregnant?	discrete	numeric-12.0	2	7028	-
335	sr_ever..	Have you ever been circumcised?	discrete	numeric-12.0	1535	5495	-
336	sr_circu..	When were you circumcised (if you do not know, please make your best guess)?	discrete	numeric-12.0	1151	5879	-
337	sr_circu..	Where were you circumcised?	discrete	numeric-12.0	1152	5878	-
338	sr_circu..	Please specify more details on where you were circumcised:	discrete	character-25	19	0	-
339	sr_curtp..	Are you currently pregnant?	discrete	numeric-12.0	1772	5258	-
340	sr_everp..	Have you ever been pregnant?	discrete	numeric-12.0	1772	5258	-
341	sr_pregn..	Have you been pregnant in the last 12 months?	discrete	numeric-12.0	1072	5958	-
342	sr_preg..	What was the outcome of the pregnancy?	discrete	numeric-12.0	189	6841	-
343	sr_prema..	How many weeks old was the premature delivery?	discrete	character-2	3	0	-
344	sr_mis_s..	What was the gestation period of the miscarriage/still birth?	discrete	character-8	10	0	-

File AHRI.PrEPImplementation.ES.Endline.Survey.2026.v1							
#	Name	Label	Type	Format	Valid	Invalid	Question
345	sr_agepr..	How old were you the first time you got pregnant? [age in years]	discrete	character-2	1063	0	-
346	sr_share..	How old were you the first time you got pregnant? [age in years]	discrete	numeric-12.0	9	7021	-
347	sr_times..	How many times have you been pregnant? (including pregnancies that did not go to	discrete	character-2	1041	0	-
348	sr_times..	How many times have you given birth? (include both live births and stillbirths.	discrete	character-1	1042	0	-
349	sr_child..	How many of these children are still alive?	discrete	character-1	0	0	-
350	sr_areus..	Are you currently using any contraceptive methods to prevent pregnancy?	discrete	numeric-12.0	1691	5339	-
351	sr_currm..	Which methods are you currently using? Male condom	discrete	numeric-12.0	44	6986	-
352	sr_currm..	Which methods are you currently using? Female condom	discrete	numeric-12.0	3	7027	-
353	sr_currm..	Which methods are you currently using? Female sterilization ('tubal ligation')	discrete	numeric-12.0	2	7028	-
354	sr_currm..	Which methods are you currently using? Male sterilization ('vasectomy')	discrete	numeric-12.0	1	7029	-
355	sr_currm..	Which methods are you currently using? IUD/loop	discrete	numeric-12.0	14	7016	-
356	sr_currm..	Which methods are you currently using? Injectable contraceptives	discrete	numeric-12.0	357	6673	-
357	sr_currm..	Which methods are you currently using? Implants	discrete	numeric-12.0	425	6605	-
358	sr_currm..	Which methods are you currently using? Oral contraceptive pills	discrete	numeric-12.0	31	6999	-
359	sr_currm..	Which methods are you currently using? Douching after sex	discrete	numeric-12.0	0	7030	-
360	sr_currm..	Which methods are you currently using? Traditional methods	discrete	numeric-12.0	0	7030	-
361	sr_currm..	Which methods are you currently using? Other, specify	discrete	numeric-12.0	2	7028	-
362	sr_currm..	Which methods are you currently using? Prefer not to answer	discrete	numeric-12.0	2	7028	-

File AHRI.PrEPImplementation.ES.Endline.Survey.2026.v1							
#	Name	Label	Type	Format	Valid	Invalid	Question
363	sr_whatm_..	In the past 12 months, have you used any method to avoid getting pregnant?	discrete	numeric-12.0	1772	5258	-
364	sr_meth_..	Which methods were you using? Male condom	discrete	numeric-12.0	51	6979	-
365	sr_meth_..	Which methods were you using? Female condom	discrete	numeric-12.0	1	7029	-
366	sr_meth_..	Which methods were you using? Female sterilization ('tubal ligation')	discrete	numeric-12.0	3	7027	-
367	sr_meth_..	Which methods were you using? Male sterilization ('vasectomy')	discrete	numeric-12.0	0	7030	-
368	sr_meth_..	Which methods were you using? IUD/loop	discrete	numeric-12.0	9	7021	-
369	sr_meth_..	Which methods were you using? Injectable contraceptives	discrete	numeric-12.0	336	6694	-
370	sr_meth_..	Which methods were you using? Implants	discrete	numeric-12.0	339	6691	-
371	sr_meth_..	Which methods were you using? Oral contraceptive pills	discrete	numeric-12.0	29	7001	-
372	sr_meth_..	Which methods were you using? Douching after sex	discrete	numeric-12.0	0	7030	-
373	sr_meth_..	Which methods were you using? Traditional methods	discrete	numeric-12.0	0	7030	-
374	sr_meth_..	Which methods were you using? Other, specify	discrete	numeric-12.0	2	7028	-
375	sr_meth_..	Which methods were you using? Prefer not to answer	discrete	numeric-12.0	1	7029	-
376	sr_meth_..	Other method, please specify:	discrete	character-10	2	0	-
377	sr_quest_..	Questionnaire - Stop time	discrete	character-11	3305	-	-
378	partic_c_..	For Fieldworker: Is the participant comfortable to complete the self-interview by	discrete	numeric-12.0	3283	3747	-
379	srs_ques_..	Questionnaire - Start time	discrete	character-11	3299	-	-
380	srs_ever_..	Have you ever had sex?	discrete	numeric-12.0	3304	3726	-
381	srs_agef_..	If you ever had sex (even if it was not your choice) how old were you the first	discrete	character-8	2163	0	-
382	srs_shar_..	If you ever had sex (even if it was not your choice) how old were you the first	discrete	numeric-12.0	146	6884	-
383	srs_firs_..	When you had sex for the first time, even if it was not your choice, with whom d	discrete	numeric-12.0	2303	4727	-
384	srs_life_..	How many different people have you had sex with in your lifetime (including your	discrete	character-3	2156	0	-

File AHRI.PrEPImplementation.ES.Endline.Survey.2026.v1							
#	Name	Label	Type	Format	Valid	Invalid	Question
385	srs_shar..	How many different people have you had sex with in your lifetime (including your	discrete	numeric-12.0	149	6881	-
386	srs_12mt..	How many people have you had sex with in the past 12 months (including your husb	discrete	character-3	1957	0	-
387	srs_shar..	How many people have you had sex with in the past 12 months (including your husb	discrete	numeric-12.0	348	6682	-
388	srs_12mt..	Of the number of partners you had in the last 12 months, how many of these partn	discrete	character-3	1847	0	-
389	srs_nums..	Sometimes people have more than one sexual relationship at the same time. How ma	discrete	character-2	2100	0	-
390	srs_shar..	Sometimes people have more than one sexual relationship at the same time. How ma	discrete	numeric-12.0	201	6829	-
391	srs_tran..	In the past 12 months, have you ever had sex with anyone (for a short period of	discrete	numeric-12.0	1263	5767	-
392	srs_tran..	In the past 12 months how many different people have you become sexually involve	discrete	character-1	97	0	-
393	srs_shar..	In the past 12 months how many different people have you become sexually involve	discrete	numeric-12.0	0	7030	-
394	srs_sexw..	Some people have sex with other people for a living; would you consider yourself	discrete	numeric-12.0	1264	5766	-
395	srs_tran..	In the past 12 months have you provided a woman who is not a sex worker with hel	discrete	numeric-12.0	1037	5993	-
396	srs_tran..	In the past 12 months how many different people have you paid to have sex with?	discrete	character-6	64	0	-
397	srs_usec..	Have you used a condom during sex in the past 3 months?	discrete	numeric-12.0	1264	5766	-
398	srs_usec..	Did you use a condom the LAST time you had sex over the past year (whether it wa	discrete	numeric-12.0	1263	5767	-
399	srs_cond..	Have you had any sex without a condom in the last month? (condom less sex)	discrete	numeric-12.0	1264	5766	-
400	srs_cond..	Have you had any sex without a condom in the last 12 months? (condom less sex)	discrete	numeric-12.0	677	6353	-
401	srs_recn..	Have you had sex with this person in the past 12 months?	discrete	numeric-12.0	1866	5164	-

File AHRI.PrEPImplementation.ES.Endline.Survey.2026.v1							
#	Name	Label	Type	Format	Valid	Invalid	Question
402	srs_recn ..	When you last had sex with this person, what was your relationship to that perso	discrete	numeric-12.0	1158	5872	-
403	srs_recn ..	During your relationship with this person, did you have sex with someone else?	discrete	numeric-12.0	1157	5873	-
404	srs_recn ..	How old is this person (if you do not know, please make your best guess)? [in ye	discrete	character-2	1127	0	-
405	srs_recn ..	How old is this person (if you do not know, please make your best guess)? [in ye	discrete	numeric-12.0	30	7000	-
406	srs_recn ..	Did you use a condom the last time you had sex with this person?	discrete	numeric-12.0	1157	5873	-
407	srs_recn ..	If no, why did you or [name] NOT use a condom? (last sex)	discrete	numeric-12.0	683	6347	-
408	srs_recn ..	Did you drink alcohol before the last time you had sex with [name]?	discrete	numeric-12.0	1157	5873	-
409	srs_recn ..	The last time you had sex with [name], did you give or were you given a gift in	discrete	numeric-12.0	1156	5874	-
410	srs_recn ..	The last time you had sex with [name], did you give or were you given money in o	discrete	numeric-12.0	1157	5873	-
411	srs_recn ..	Do you know the HIV status of [name]?	discrete	numeric-12.0	1157	5873	-
412	srs_recn ..	What is the HIV status of [name]?	discrete	numeric-12.0	719	6311	-
413	srs_recn ..	Do you know if [name]is taking ART?	discrete	numeric-12.0	57	6973	-
414	srs_recn ..	Does this person know your current HIV status?	discrete	numeric-12.0	1157	5873	-
415	srs_recn ..	During your relationship with [name] in the past year, did you take PrEP to prev	discrete	numeric-12.0	1157	5873	-
416	srs_recn ..	Why did you decide not to take PrEP?	discrete	numeric-12.0	912	6118	-
417	srs_recn ..	Over the past 12 months, during your relationships with X do you know or suspect	discrete	numeric-12.0	1157	5873	-
418	srs_rece ..	Calculated age difference - Partner 1	discrete	character-5	1071	0	-
419	srs_emo ..	In the past 12 months, how often did a partner insult or belittle you?	discrete	numeric-12.0	1772	5258	-
420	srs_emo ..	In the past 12 months, how often did a partner humiliate you in front of others?	discrete	numeric-12.0	1769	5261	-

File AHRI.PrEPImplementation.ES.Endline.Survey.2026.v1							
#	Name	Label	Type	Format	Valid	Invalid	Question
421	srs_emo_..	In the past 12 months, how often did a partner scare or intimidate you?	discrete	numeric-12.0	1766	5264	-
422	srs_emo_..	In the past 12 months, how often did a partner threaten to hurt you?	discrete	numeric-12.0	1760	5270	-
423	srs_emo_..	In the past 12 months, how often did a partner hurt others or damage things?	discrete	numeric-12.0	1763	5267	-
424	srs_phy_..	In the past 12 months, how often did a partner slap you or throw something?	discrete	numeric-12.0	1759	5271	-
425	srs_phy_..	In the past 12 months, how often did a partner push or shove you?	discrete	numeric-12.0	1754	5276	-
426	srs_phy_..	In the past 12 months, how often did a partner hit you with a fist or object?	discrete	numeric-12.0	1767	5263	-
427	srs_phy_..	In the past 12 months, how often did a partner kick, choke, beat, or burn you?	discrete	numeric-12.0	1753	5277	-
428	srs_phy_..	In the past 12 months, how often did a partner threaten or use a gun/knife/weapo	discrete	numeric-12.0	1738	5292	-
429	srs_sex_..	In the past 12 months, how often did a partner force you to have sex?	discrete	numeric-12.0	1771	5259	-
430	srs_sex_..	In the past 12 months, how often did a partner use threats to make you have sex?	discrete	numeric-12.0	1770	5260	-
431	srs_sex_..	In the past 12 months, how often did a partner force you into other sexual acts?	discrete	numeric-12.0	1770	5260	-
432	srs_emo_..	In the past 12 months how many times have you: How many times have you insulted	discrete	numeric-12.0	1530	5500	-
433	srs_emo_..	In the past 12 months how many times have you: Belittled or humiliated a partner	discrete	numeric-12.0	1528	5502	-
434	srs_emo_..	In the past 12 months how many times have you: Done things to scare or intimidat	discrete	numeric-12.0	1527	5503	-
435	srs_emo_..	In the past 12 months how many times have you: Threatened to hurt a partner?	discrete	numeric-12.0	1527	5503	-
436	srs_emo_..	In the past 12 months how many times have you: Hurt people your partner cares ab	discrete	numeric-12.0	1525	5505	-
437	srs_phy_..	In the last 12 months how many times did you: Slap your current or previous girl	discrete	numeric-12.0	1526	5504	-

File AHRI.PrEPImplementation.ES.Endline.Survey.2026.v1							
#	Name	Label	Type	Format	Valid	Invalid	Question
438	srs_phy_..	In the last 12 months how many times did you: Push or shove your current or prev	discrete	numeric-12.0	1520	5510	-
439	srs_phy_..	In the last 12 months how many times did you: Hit your current or previous girlf	discrete	numeric-12.0	1520	5510	-
440	srs_phy_..	In the last 12 months how many times did you: Kick, drag, beat, choke or burn yo	discrete	numeric-12.0	1521	5509	-
441	srs_phy_..	In the last 12 months how many times did you: Threatened to use or actually use	discrete	numeric-12.0	1501	5529	-
442	srs_sex_..	In the past 12 months how many times have you: Physically forced your current or	discrete	numeric-12.0	1531	5499	-
443	srs_sex_..	In the past 12 months how many times have you: Used threats or intimidation to g	discrete	numeric-12.0	1528	5502	-
444	srs_sex_..	In the past 12 months how many times have you: Ever forced your current or previ	discrete	numeric-12.0	1528	5502	-
445	srs_usev_..	Have you used physical or sexual violence on your partner in the last 12 months?	discrete	numeric-12.0	1039	5991	-
446	srs_sv_e_..	Have you ever experienced any sexual related abuse?	discrete	numeric-12.0	3304	3726	-
447	srs_sv_t_..	If it is safe for you to wait up to 3 days for help, then click HERE to give us	discrete	numeric-12.0	29	7001	-
448	srs_sv_c_..	Please tell us how you would like us to contact you:	discrete	numeric-12.0	9	7021	-
449	srs_sv_p_..	Please indicate when is best to call:	discrete	character-7	5	0	-
450	srs_sv_v_..	Please indicate which time of day is best:	discrete	character-5	4	0	-
451	or_troub_..	Have you ever been in trouble with the police?	discrete	numeric-12.0	3304	3726	-
452	or_type_..	If yes, what kind of trouble?	discrete	numeric-12.0	78	6952	-
453	or_assis_..	Did the participant respond to the question on the tablet or assisted by the Fie	discrete	numeric-12.0	3300	3730	-
454	or_quest_..	Questionnaire - Stop time	discrete	character-11	3293	-	-
455	hr_rapid_..	Was Rapid HIV test done?	discrete	numeric-12.0	727	6303	-
456	sc_start_..	Specimen Collection - Start time	discrete	character-11	3222	-	-
457	sc_dbs_c_..	Was a DBS Specimen collected?	discrete	numeric-12.0	3223	3807	-
458	sc_dbs_s_..	Please provide a reason for why the DBS Specimen was not collected	discrete	character-67	18	0	-

File AHRI.PrEPImplementation.ES.Endline.Survey.2026.v1							
#	Name	Label	Type	Format	Valid	Invalid	Question
459	sc_dbs_s..	Scan Specimen ID	discrete	character-14	3205	0	-
460	sc_dbs_h..	HIV Result	discrete	numeric-12.0	3150	3880	-
461	sc_dbs_v..	Viral load Result	discrete	character-19	343	0	-
462	sc_dbs_s..	Specimen Status	discrete	character-1	0	0	-
463	sc_stopt..	Specimen Collection - Stop time	discrete	character-11	3223	-	-
464	mh_inter..	Please record Date/Time for starting - Managing HIV Results	discrete	character-11	684	-	-
465	mh_rapid..	Rapid Screening Test Type	discrete	character-1	0	0	-
466	mh_rapid..	What was the LOT number for the test kit?	discrete	character-12	676	0	-
467	mh_rapid..	What is the Rapid HIV test result?	discrete	numeric-12.0	676	6354	-
468	mh_rapid..	What was the LOT number for the test kit?	discrete	character-1	0	0	-
469	mh_rapid..	What is the Rapid HIV test result?	discrete	numeric-12.0	1	7029	-
470	mh_rapid..	Rapid Confirmatory Test Type	discrete	character-1	0	0	-
471	mh_rapid..	What was the LOT number for the test kit?	discrete	character-12	674	0	-
472	mh_rapid..	What is the Rapid HIV test result?	discrete	numeric-12.0	676	6354	-
473	mh_rapid..	What was the LOT number for the test kit?	discrete	character-10	1	0	-
474	mh_rapid..	What is the Rapid HIV test result?	discrete	numeric-12.0	1	7029	-
475	mh_rapid..	Confirm the Summary HIV test result?	discrete	numeric-12.0	5996	1034	-
476	mh_refer..	Refer to Mobile Clinic	discrete	numeric-12.0	5996	1034	-
477	mh_refer..	Detailed description of why this participant is referred to the Mobile Clinic	discrete	character-18	1	0	-
478	mh_atten..	Participant reports they are already attending clinic	discrete	numeric-12.0	8	7022	-
479	mh_targe..	What is the agreed target date to get to the clinic?(Within 2 weeks)	discrete	character-11	5	-	-
480	mh_targe..	To which clinic is the individual going?	discrete	character-36	5	0	-
481	mh_targe..	Details of the clinic other the individual is going inside of the surveillance a	discrete	character-14	3	0	-
482	mh_targe..	Details of the clinic the individual is going outside of the surveillance area	discrete	character-1	0	0	-
483	mh_targe..	What SMS reminder wording does the participant like?	discrete	numeric-12.0	5	7025	-

File AHRI.PrEPImplementation.ES.Endline.Survey.2026.v1							
#	Name	Label	Type	Format	Valid	Invalid	Question
		Choose from standard SMS re					
484	mh_inter..	Please record Date/Time for completing - Managing HIV Results	discrete	character-11	3137	-	-
485	sp_sti_s..	Was a sample collected for STI Testing?	discrete	numeric-12.0	1591	5439	-
486	sp_sti_s..	Specimen Collection Date	discrete	character-11	1507	-	-
487	sp_sti_r..	What is the reason why the person is not willing to provide a sample?	discrete	numeric-12.0	84	6946	-
488	sp_sti_f..	What type of sample was collected for the female participant?	discrete	numeric-12.0	854	6176	-
489	sp_urine..	Scan the Specimen ID of Urine Sample	discrete	character-14	1106	0	-
490	sp_swab_..	Scan the 1st Specimen ID of Vaginal Swab	discrete	character-14	401	0	-
491	sp_swab_..	Scan the 2nd Specimen ID of Vaginal Swab	discrete	character-14	401	0	-
492	sp_swab_..	Scan the 3rd Specimen ID of Vaginal Swab	discrete	character-14	401	0	-
493	sp_swab_..	Scan the 4th Specimen ID of Vaginal Swab	discrete	character-14	401	0	-
494	sp_speci..	Specimen batch status	discrete	character-1	0	0	-
495	sp_sti_r..	STI Test Result - Chlamydia trachomatis	discrete	numeric-12.0	1480	5550	-
496	sp_sti_r..	STI Test Result - Neisseria gonorrhoeae	discrete	numeric-12.0	1480	5550	-
497	sp_sti_r..	STI Test Result - Trichomonas vaginalis	discrete	numeric-12.0	843	6187	-
498	sp_sti_r..	Was a repeated sample collected for STI Testing?	discrete	numeric-12.0	1	7029	-
499	sp_sti_r..	Repeated Specimen Collection Date	discrete	character-11	0	-	-
500	sp_sti_r..	What is the reason why the person is not willing to provide a repeat sample?	discrete	numeric-12.0	1	7029	-
501	sp_sti_r..	What type of repeat sample was collected for the female participant?	discrete	numeric-12.0	0	7030	-
502	sp_rep_u..	Scan the Specimen ID of Repeat Urine Sample	discrete	character-1	0	0	-
503	sp_rep_s..	Scan the 1st Repeat Specimen ID of Vaginal Swab	discrete	character-1	0	0	-
504	sp_rep_s..	Scan the 2nd Repeat Specimen ID of Vaginal Swab	discrete	character-1	0	0	-

File AHRI.PrEPImplementation.ES.Endline.Survey.2026.v1							
#	Name	Label	Type	Format	Valid	Invalid	Question
505	sp_rep_s..	Scan the 3rd Repeat Specimen ID of Vaginal Swab	discrete	character-1	0	0	-
506	sp_rep_s..	Scan the 4th Repeat Specimen ID of Vaginal Swab	discrete	character-1	0	0	-
507	sp_rep_s..	Repeat Specimen batch status	discrete	character-1	0	0	-
508	sp_sti_r..	Repeated STI Test Result - Chlamydia trachomatis	discrete	numeric-12.0	0	7030	-
509	sp_sti_r..	Repeated STI Test Result - Neisseria gonorrhoeae	discrete	numeric-12.0	0	7030	-
510	sp_sti_r..	Repeated STI Test Result - Trichomonas vaginalis	discrete	numeric-12.0	0	7030	-
511	sp_impор..	Has Participant ever received CABLA on LAPIS project?	discrete	numeric-12.0	80	6950	-
512	dis_cho_..	Discrete Choice Experiment Date	discrete	character-11	578	-	-
513	dis_cho_..	Was the participant offered the Discrete Choice experiment?	discrete	numeric-12.0	578	6452	-
514	dis_cho_..	Did the participant accept to complete the Discrete Choice experiment?	discrete	numeric-12.0	576	6454	-
515	dis_cho_..	Please use this Sawtooth ID for the participant:	discrete	character-7	576	0	-
516	dis_cho_..	Has the participant completed the Discrete Choice experiment?	discrete	numeric-12.0	576	6454	-
517	dce_assi..	Discrete questions completed independently or assisted by the Field Worker?	discrete	numeric-12.0	394	6636	-
518	cp_sendt..	Have all questions been completed and can the Survey proceed to be quality contr	discrete	numeric-12.0	5969	1061	-
519	cp_surve..	End of Survey time	discrete	character-11	5969	-	-
520	cp_qc_pe..	Was the Internal QC Step completed?	discrete	numeric-12.0	5930	1100	-
521	cp_qc_date	Date of QC	discrete	character-11	5926	-	-
522	cp_qc_is..	Was there any issues identified during the QC?	discrete	numeric-12.0	5927	1103	-
523	cp_qc_re..	FOR FIELDWORKER TO COMPLETE Were all issues corrected?	discrete	numeric-12.0	87	6943	-
524	cp_qc_re..	FOR QC REVIEWER TO COMPLETE Were all issues raised re-reviewed and corrected?	discrete	numeric-12.0	69	6961	-
525	rs_sti_r..	Was the result of the STI Test discussed with the participant?	discrete	numeric-12.0	288	6742	-

File AHRI.PrEPImplementation.ES.Endline.Survey.2026.v1							
#	Name	Label	Type	Format	Valid	Invalid	Question
526	rs_sti_n..	Does the participant have any partners that would need notification letters?	discrete	numeric-12.0	286	6744	-
527	rs_sti_p..	Issue partner notification card - 01	discrete	character-47	185	0	-
528	rs_sti_p..	Issue partner notification card - 02	discrete	character-11	1	0	-
529	rs_sti_p..	Issue partner notification card - 03	discrete	character-1	0	0	-
530	rs_sti_p..	Issue partner notification card - 04	discrete	character-1	0	0	-
531	rs_sti_p..	Issue partner notification card - 05	discrete	character-1	0	0	-
532	rs_sti_p..	Issue partner notification card - 06	discrete	character-1	0	0	-
533	rs_sti_p..	Issue partner notification card - 07	discrete	character-1	0	0	-
534	rs_sti_p..	Issue partner notification card - 08	discrete	character-1	0	0	-
535	rs_sti_p..	Issue partner notification card - 09	discrete	character-1	0	0	-
536	rs_sti_p..	Issue partner notification card - 10	discrete	character-1	0	0	-
537	rs_sti_c..	Please tick which counseling topic were done: - Promote good sexual health	discrete	numeric-12.0	286	6744	-
538	rs_sti_c..	Please tick which counseling topic were done: - Fertility desires	discrete	numeric-12.0	13	7017	-
539	rs_sti_c..	Please tick which counseling topic were done: - Discuss nutrition	discrete	numeric-12.0	277	6753	-
540	rs_sti_t..	If positive, were treatment given?	discrete	numeric-12.0	288	6742	-
541	rs_sti_r..	Please provide a reason as to why the Participant was not given treatment.	discrete	numeric-12.0	5	7025	-
542	ds_sti_d..	Was STI medication dispensed?	discrete	numeric-12.0	284	6746	-
543	ds_sti_d..	Generic Drug name	discrete	character-29	284	0	-
544	ds_sti_d..	Specify Other Generic Drug name	discrete	character-14	13	0	-
545	ds_sti_q..	Scan QR Code: Package	discrete	character-53	284	0	-
546	ds_sti_d..	Dose amount (for example: 1x tablet...)	discrete	character-19	284	0	-
547	ds_sti_d..	Frequency	discrete	numeric-12.0	284	6746	-
548	ds_sti_r..	Route	discrete	numeric-12.0	284	6746	-
549	ds_sti_e..	Expiry date of medication	discrete	character-11	284	-	-
550	ds_sti_l..	Lot Number	discrete	character-10	284	0	-

File AHRI.PrEPImplementation.ES.Endline.Survey.2026.v1							
#	Name	Label	Type	Format	Valid	Invalid	Question
551	ds_sti_d..	Dispensed Date	discrete	character-11	284	-	-
552	ds_sti_d..	Was STI medication dispensed?	discrete	numeric-12.0	75	6955	-
553	ds_sti_d..	Generic Drug name	discrete	character-29	74	0	-
554	ds_sti_d..	Specify Other Generic Drug name	discrete	character-13	26	0	-
555	ds_sti_q..	Scan QR Code: Package	discrete	character-19	74	0	-
556	ds_sti_d..	Dose amount (for example: 1x tablet...)	discrete	character-9	74	0	-
557	ds_sti_d..	Frequency	discrete	numeric-12.0	74	6956	-
558	ds_sti_r..	Route	discrete	numeric-12.0	74	6956	-
559	ds_sti_e..	Expiry date of medication	discrete	character-11	74	-	-
560	ds_sti_l..	Lot Number	discrete	character-10	74	0	-
561	ds_sti_d..	Dispensed Date	discrete	character-11	74	-	-
562	ds_sti_d..	Was STI medication dispensed?	discrete	numeric-12.0	24	7006	-
563	ds_sti_d..	Generic Drug name	discrete	character-28	24	0	-
564	ds_sti_d..	Specify Other Generic Drug name	discrete	character-16	10	0	-
565	ds_sti_q..	Scan QR Code: Package	discrete	character-19	24	0	-
566	ds_sti_d..	Dose amount (for example: 1x tablet...)	discrete	character-7	24	0	-
567	ds_sti_d..	Frequency	discrete	numeric-12.0	24	7006	-
568	ds_sti_r..	Route	discrete	numeric-12.0	24	7006	-
569	ds_sti_e..	Expiry date of medication	discrete	character-11	24	-	-
570	ds_sti_l..	Lot Number	discrete	character-9	24	0	-
571	ds_sti_d..	Dispensed Date	discrete	character-11	24	-	-
572	ds_sti_d..	Was STI medication dispensed?	discrete	numeric-12.0	16	7014	-
573	ds_sti_d..	Generic Drug name	discrete	character-5	3	0	-
574	ds_sti_d..	Specify Other Generic Drug name	discrete	character-13	1	0	-
575	ds_sti_q..	Scan QR Code: Package	discrete	character-19	3	0	-
576	ds_sti_d..	Dose amount (for example: 1x tablet...)	discrete	character-7	3	0	-
577	ds_sti_d..	Frequency	discrete	numeric-12.0	3	7027	-
578	ds_sti_r..	Route	discrete	numeric-12.0	3	7027	-
579	ds_sti_e..	Expiry date of medication	discrete	character-11	3	-	-
580	ds_sti_l..	Lot Number	discrete	character-8	3	0	-
581	ds_sti_d..	Dispensed Date	discrete	character-11	3	-	-
582	ar_conta..	Was the participant contacted?	discrete	numeric-12.0	8	7022	-
583	ar_supp_..	Was support provided?	discrete	numeric-12.0	7	7023	-

File AHRI.PrEPImplementation.ES.Endline.Survey.2026.v1							
#	Name	Label	Type	Format	Valid	Invalid	Question
584	ar_follo_..	Is follow up needed?	discrete	numeric-12.0	7	7023	-
585	ar_follo_..	Date of follow up	discrete	character-11	6	-	-
586	ar_resol_..	Was it resolved?	discrete	numeric-12.0	7	7023	-
587	rf_clin_..	Does this participant need to be referred to a Mobile Clinic?	discrete	numeric-12.0	1714	5316	-
588	rf_clin_..	Referral date to Clinic	discrete	character-11	20	-	-
589	tm_call_..	Was a telephone call made?	discrete	numeric-12.0	229	6801	-
590	tm_phone_..	Call Attempt Date and Time	discrete	character-11	228	-	-
591	tm_phone_..	Outcome of Contact Attempt	discrete	numeric-12.0	229	6801	-
592	tm_verif_..	By reviewing the Personal information, please verify that this is the correct pa	discrete	numeric-12.0	201	6829	-
593	tm_call_..	Outcome of Phone Call	discrete	numeric-12.0	201	6829	-
594	tm_next_..	Next Clinic Available Date	discrete	character-11	159	-	-

Variables Description

Dataset contains 594 variable(s)

File : AHRI.PrEPImplementation.ES.Endline.Survey.2026.v1

IntID: Internal Individual Id

Information [Type= continuous] [Format=numeric] [Range= 374-275951] [Missing=*]

Statistics [NW/ W] [Valid=7030 /-] [Invalid=0 /-] [Mean=175819.732 /-] [StdDev=66886.651 /-]

BSIntId: Bounded Structure ID

Information [Type= continuous] [Format=numeric] [Range= 15-355636] [Missing=*]

Statistics [NW/ W] [Valid=7030 /-] [Invalid=0 /-] [Mean=33197.887 /-] [StdDev=62905.216 /-]

MunicName: Local Municipality Name

Information [Type= discrete] [Format=character] [Missing=*]

Statistics [NW/ W] [Valid=6724 /-] [Invalid=0 /-]

WardNo: Ward Number

Information [Type= discrete] [Format=numeric] [Range= 1-9] [Missing=*]

Statistics [NW/ W] [Valid=6724 /-] [Invalid=306 /-]

Isigodi: Isigodi ID

Information [Type= discrete] [Format=character] [Missing=*]

Statistics [NW/ W] [Valid=7030 /-] [Invalid=0 /-]

Isigodi_name: Isigodi Name

Information [Type= discrete] [Format=character] [Missing=*]

Statistics [NW/ W] [Valid=7030 /-] [Invalid=0 /-]

IsUrbanOrRural: Is Urban or Rural

Information [Type= discrete] [Format=character] [Missing=*]

Statistics [NW/ W] [Valid=7030 /-] [Invalid=0 /-]

UrbanRualDescr: Is Urban or Rural Description

Information [Type= discrete] [Format=character] [Missing=*]

Statistics [NW/ W] [Valid=7030 /-] [Invalid=0 /-]

pd_sex: Participant's Sex

Information [Type= discrete] [Format=numeric] [Range= 1-2] [Missing=*]

Statistics [NW/ W] [Valid=5994 /-] [Invalid=1036 /-]

Value	Label	Cases	Percentage
1	Male	2989	49.9%
2	Female	3005	50.1%
Sysmiss		1036	

Warning: these figures indicate the number of cases found in the data file. They cannot be interpreted as summary statistics of the population of interest.

pd_dob: Participant's Date of Birth

Information [Type= discrete] [Format=character] [Missing=*]

Statistics [NW/ W] [Valid=5996 /-]

pd_age: Age - Calculated from Date of Birth and Visit Date

Information [Type= discrete] [Format=character] [Missing=*]

Statistics [NW/ W] [Valid=3324 /-] [Invalid=0 /-]

File : AHRI.PrEPImplementation.ES.Endline.Survey.2026.v1

pd_isigodi: Participant's Local Area / Isigodi

Information [Type= discrete] [Format=character] [Missing=*]

Statistics [NW/ W] [Valid=5996 /-] [Invalid=0 /-]

pd_cluster: Study Cluster

Information [Type= discrete] [Format=character] [Missing=*]

Statistics [NW/ W] [Valid=5996 /-] [Invalid=0 /-]

pd_sawtooth_id: ID for Discrete Choice Experiment in Sawtooth

Information [Type= discrete] [Format=character] [Missing=*]

Statistics [NW/ W] [Valid=5996 /-] [Invalid=0 /-]

pd_weekblock: Week Block

Information [Type= discrete] [Format=character] [Missing=*]

Statistics [NW/ W] [Valid=5996 /-] [Invalid=0 /-]

pd_week: Week

Information [Type= discrete] [Format=character] [Missing=*]

Statistics [NW/ W] [Valid=5996 /-] [Invalid=0 /-]

ca_attmp1_contact: Conducting Contact Attempt

Information [Type= discrete] [Format=numeric] [Range= 1-2] [Missing=*]

Statistics [NW/ W] [Valid=5994 /-] [Invalid=1036 /-]

Value	Label	Cases	Percentage
1	Yes	5994	100.0%
2	No	0	
Systemmiss		1036	

Warning: these figures indicate the number of cases found in the data file. They cannot be interpreted as summary statistics of the population of interest.

ca_attmp1_datetime: Attempt Date and Time

Information [Type= discrete] [Format=character] [Missing=*]

Statistics [NW/ W] [Valid=5992 /-]

ca_attmp1_spoke_partic: Were you able to speak to the participant?

Information [Type= discrete] [Format=numeric] [Range= 1-3] [Missing=*]

Statistics [NW/ W] [Valid=5994 /-] [Invalid=1036 /-]

Value	Label	Cases	Percentage
1	Yes	2331	38.9%
2	No	3649	60.9%
3	Yes	14	0.2%
Systemmiss		1036	

Warning: these figures indicate the number of cases found in the data file. They cannot be interpreted as summary statistics of the population of interest.

ca_attmp1_cntct_outcome: Outcome of Contact Attempt - spoken to

Information [Type= discrete] [Format=numeric] [Range= 1-96] [Missing=*]

Statistics [NW/ W] [Valid=2334 /-] [Invalid=4696 /-]

Value	Label	Cases	Percentage
1	Available - Willing to participate	2163	92.7%

File : AHRI.PrEPImplementation.ES.Endline.Survey.2026.v1

ca_attmp1_cntct_outcome: Outcome of Contact Attempt - spoken to

Value	Label	Cases	Percentage
2	Current Resident - Not available	12	0.5%
4	Refused	60	2.6%
5	Out-migrated - Outside of PIPSA area	14	0.6%
6	Mentally Incapacitated	26	1.1%
7	Dead	0	
8	Temporarily away for more than 2 months	0	
9	Stay in currently Avoided BS/HH	0	
10	Out-migrated to unknown destination	0	
11	Out-migrated within PIPSA	0	
12	Participant's age is not within the study range	47	2.0%
13	Participant is a Peer Navigator	7	0.3%
14	Schooling away from home - not available to participate	1	0.0%
96	Other	4	0.2%
Sysmiss		4696	

Warning: these figures indicate the number of cases found in the data file. They cannot be interpreted as summary statistics of the population of interest.

ca_attmp1_no_cntct_outcome: Outcome of Contact Attempt - not spoken to

Information	[Type= discrete] [Format=numeric] [Range= 2-96] [Missing=*]
Statistics [NW/ W]	[Valid=3663 /-] [Invalid=3367 /-]

Value	Label	Cases	Percentage
2	Current Resident - Not available	1838	50.2%
3	No-One home	186	5.1%
5	Out-migrated - Outside of PIPSA area	1251	34.2%
6	Mentally Incapacitated	19	0.5%
7	Dead	18	0.5%
8	Temporarily away for more than 2 months	45	1.2%
9	Stay in currently Avoided BS/HH	0	
10	Out-migrated to unknown destination	92	2.5%
11	Out-migrated within PIPSA	91	2.5%
12	Participant's age is not within the study range	18	0.5%
13	Participant is a Peer Navigator	2	0.1%
14	Schooling away from home - not available to participate	78	2.1%
96	Other	25	0.7%
Sysmiss		3367	

Warning: these figures indicate the number of cases found in the data file. They cannot be interpreted as summary statistics of the population of interest.

ca_attmp1_resch_vsdate: Reschedule next visit date

Information	[Type= discrete] [Format=character] [Missing=*]
Statistics [NW/ W]	[Valid=1786 /-]

ca_attmp2_contact: Conducting Contact Attempt

Information	[Type= discrete] [Format=numeric] [Range= 1-2] [Missing=*]
Statistics [NW/ W]	[Valid=2038 /-] [Invalid=4992 /-]

File : AHRI.PrEPImplementation.ES.Endline.Survey.2026.v1

ca_attmp2_contact: Conducting Contact Attempt

Value	Label	Cases	Percentage
1	Yes	2011	98.7%
2	No	27	1.3%
Sysmiss		4992	

Warning: these figures indicate the number of cases found in the data file. They cannot be interpreted as summary statistics of the population of interest.

ca_attmp2_datetime: Attempt Date and Time

Information	[Type= discrete] [Format=character] [Missing=*]
Statistics [NW/ W]	[Valid=2011 /-]

ca_attmp2_spoke_partic: Were you able to speak to the participant?

Information	[Type= discrete] [Format=numeric] [Range= 1-3] [Missing=*]
Statistics [NW/ W]	[Valid=2011 /-] [Invalid=5019 /-]

Value	Label	Cases	Percentage
1	Yes	908	45.2%
2	No	1067	53.1%
3	Yes	36	1.8%
Sysmiss		5019	

Warning: these figures indicate the number of cases found in the data file. They cannot be interpreted as summary statistics of the population of interest.

ca_attmp2_cntct_outcome: Outcome of Contact Attempt - spoken to

Information	[Type= discrete] [Format=numeric] [Range= 1-96] [Missing=*]
Statistics [NW/ W]	[Valid=908 /-] [Invalid=6122 /-]

Value	Label	Cases	Percentage
1	Available - Willing to participate	842	92.7%
2	Current Resident - Not available	5	0.6%
4	Refused	39	4.3%
5	Out-migrated - Outside of PIPSA area	2	0.2%
6	Mentally Incapacitated	4	0.4%
7	Dead	0	
8	Temporarily away for more than 2 months	3	0.3%
9	Stay in currently Avoided BS/HH	0	
10	Out-migrated to unknown destination	0	
11	Out-migrated within PIPSA	0	
12	Participant's age is not within the study range	11	1.2%
13	Participant is a Peer Navigator	0	
14	Schooling away from home - not available to participate	0	
96	Other	2	0.2%
Sysmiss		6122	

Warning: these figures indicate the number of cases found in the data file. They cannot be interpreted as summary statistics of the population of interest.

ca_attmp2_no_cntct_outcome: Outcome of Contact Attempt - not spoken to

Information	[Type= discrete] [Format=numeric] [Range= 2-96] [Missing=*]
Statistics [NW/ W]	[Valid=1103 /-] [Invalid=5927 /-]

File : AHRI.PrEPImplementation.ES.Endline.Survey.2026.v1

ca_attmp2_no_cntct_outcome: Outcome of Contact Attempt - not spoken to

Value	Label	Cases	Percentage
2	Current Resident - Not available	862	78.2%
3	No-One home	50	4.5%
5	Out-migrated - Outside of PIPSA area	118	10.7%
6	Mentally Incapacitated	0	
7	Dead	0	
8	Temporarily away for more than 2 months	18	1.6%
9	Stay in currently Avoided BS/HH	2	0.2%
10	Out-migrated to unknown destination	12	1.1%
11	Out-migrated within PIPSA	24	2.2%
12	Participant's age is not within the study range	2	0.2%
13	Participant is a Peer Navigator	0	
14	Schooling away from home - not available to participate	9	0.8%
96	Other	6	0.5%
Sysmiss		5927	

Warning: these figures indicate the number of cases found in the data file. They cannot be interpreted as summary statistics of the population of interest.

ca_attmp2_resch_vsdate: Reschedule next visit date

Information	[Type= discrete] [Format=character] [Missing=*]
Statistics [NW/ W]	[Valid=810 /-]

ca_attmp3_contact: Conducting Contact Attempt

Information	[Type= discrete] [Format=numeric] [Range= 1-2] [Missing=*]
Statistics [NW/ W]	[Valid=924 /-] [Invalid=6106 /-]

Value	Label	Cases	Percentage
1	Yes	869	94.0%
2	No	55	6.0%
Sysmiss		6106	

Warning: these figures indicate the number of cases found in the data file. They cannot be interpreted as summary statistics of the population of interest.

ca_attmp3_datetime: Attempt Date and Time

Information	[Type= discrete] [Format=character] [Missing=*]
Statistics [NW/ W]	[Valid=868 /-]

ca_attmp3_spoke_partic: Were you able to speak to the participant?

Information	[Type= discrete] [Format=numeric] [Range= 1-3] [Missing=*]
Statistics [NW/ W]	[Valid=869 /-] [Invalid=6161 /-]

Value	Label	Cases	Percentage
1	Yes	272	31.3%
2	No	585	67.3%
3	Yes	12	1.4%
Sysmiss		6161	

Warning: these figures indicate the number of cases found in the data file. They cannot be interpreted as summary statistics of the population of interest.

ca_attmp3_cntct_outcome: Outcome of Contact Attempt - spoken to

Information	[Type= discrete] [Format=numeric] [Range= 1-96] [Missing=*]
--------------------	---

File : AHRI.PrEPImplementation.ES.Endline.Survey.2026.v1

ca_attmp3_cntct_outcome: Outcome of Contact Attempt - spoken to

Statistics [NW/ W] [Valid=272 /-] [Invalid=6758 /-]

Value	Label	Cases	Percentage
1	Available - Willing to participate	255	93.8%
2	Current Resident - Not available	5	1.8%
4	Refused	10	3.7%
5	Out-migrated - Outside of PIPSA area	0	
6	Mentally Incapacitated	0	
7	Dead	0	
8	Temporarily away for more than 2 months	0	
9	Stay in currently Avoided BS/HH	0	
10	Out-migrated to unknown destination	0	
11	Out-migrated within PIPSA	0	
12	Participant's age is not within the study range	2	0.7%
13	Participant is a Peer Navigator	0	
14	Schooling away from home - not available to participate	0	
96	Other	0	
Sysmiss		6758	

Warning: these figures indicate the number of cases found in the data file. They cannot be interpreted as summary statistics of the population of interest.

ca_attmp3_no_cntct_outcome: Outcome of Contact Attempt - not spoken to

Information [Type= discrete] [Format=numeric] [Range= 2-96] [Missing=*]

Statistics [NW/ W] [Valid=596 /-] [Invalid=6434 /-]

Value	Label	Cases	Percentage
2	Current Resident - Not available	514	86.2%
3	No-One home	18	3.0%
5	Out-migrated - Outside of PIPSA area	33	5.5%
6	Mentally Incapacitated	1	0.2%
7	Dead	0	
8	Temporarily away for more than 2 months	17	2.9%
9	Stay in currently Avoided BS/HH	0	
10	Out-migrated to unknown destination	0	
11	Out-migrated within PIPSA	5	0.8%
12	Participant's age is not within the study range	0	
13	Participant is a Peer Navigator	0	
14	Schooling away from home - not available to participate	4	0.7%
96	Other	4	0.7%
Sysmiss		6434	

Warning: these figures indicate the number of cases found in the data file. They cannot be interpreted as summary statistics of the population of interest.

ca_attmp3_resch_vsdate: Reschedule next visit date

Information [Type= discrete] [Format=character] [Missing=*]

Statistics [NW/ W] [Valid=450 /-]

ca_attmp4_contact: Conducting Contact Attempt

Information [Type= discrete] [Format=numeric] [Range= 1-2] [Missing=*]

File : AHRI.PrEPImplementation.ES.Endline.Survey.2026.v1

ca_attmp4_contact: Conducting Contact Attempt

Statistics [NW/ W] [Valid=544 /-] [Invalid=6486 /-]

Value	Label	Cases	Percentage
1	Yes	247	45.4%
2	No	297	54.6%
Systemmiss		6486	

Warning: these figures indicate the number of cases found in the data file. They cannot be interpreted as summary statistics of the population of interest.

ca_attmp4_datetime: Attempt Date and Time

Information [Type= discrete] [Format=character] [Missing=*]

Statistics [NW/ W] [Valid=248 /-]

ca_attmp4_spoke_partic: Were you able to speak to the participant?

Information [Type= discrete] [Format=numeric] [Range= 1-3] [Missing=*]

Statistics [NW/ W] [Valid=247 /-] [Invalid=6783 /-]

Value	Label	Cases	Percentage
1	Yes	79	32.0%
2	No	166	67.2%
3	Yes	2	0.8%
Systemmiss		6783	

Warning: these figures indicate the number of cases found in the data file. They cannot be interpreted as summary statistics of the population of interest.

ca_attmp4_cntct_outcome: Outcome of Contact Attempt - spoken to

Information [Type= discrete] [Format=numeric] [Range= 1-96] [Missing=*]

Statistics [NW/ W] [Valid=79 /-] [Invalid=6951 /-]

Value	Label	Cases	Percentage
1	Available - Willing to participate	74	93.7%
2	Current Resident - Not available	1	1.3%
4	Refused	4	5.1%
5	Out-migrated - Outside of PIPSA area	0	
6	Mentally Incapacitated	0	
7	Dead	0	
8	Temporarily away for more than 2 months	0	
9	Stay in currently Avoided BS/HH	0	
10	Out-migrated to unknown destination	0	
11	Out-migrated within PIPSA	0	
12	Participant's age is not within the study range	0	
13	Participant is a Peer Navigator	0	
14	Schooling away from home - not available to participate	0	
96	Other	0	
Systemmiss		6951	

Warning: these figures indicate the number of cases found in the data file. They cannot be interpreted as summary statistics of the population of interest.

ca_attmp4_no_cntct_outcome: Outcome of Contact Attempt - not spoken to

Information [Type= discrete] [Format=numeric] [Range= 2-96] [Missing=*]

Statistics [NW/ W] [Valid=168 /-] [Invalid=6862 /-]

File : AHRI.PrEPImplementation.ES.Endline.Survey.2026.v1

ca_attmp4_no_cntct_outcome: Outcome of Contact Attempt - not spoken to

Value	Label	Cases	Percentage
2	Current Resident - Not available	149	88.7%
3	No-One home	4	2.4%
5	Out-migrated - Outside of PIPSA area	5	3.0%
6	Mentally Incapacitated	0	
7	Dead	0	
8	Temporarily away for more than 2 months	5	3.0%
9	Stay in currently Avoided BS/HH	0	
10	Out-migrated to unknown destination	1	0.6%
11	Out-migrated within PIPSA	3	1.8%
12	Participant's age is not within the study range	0	
13	Participant is a Peer Navigator	0	
14	Schooling away from home - not available to participate	0	
96	Other	1	0.6%
Sysmiss		6862	

Warning: these figures indicate the number of cases found in the data file. They cannot be interpreted as summary statistics of the population of interest.

ca_attmp4_resch_vsdate: Reschedule next visit date

Information	[Type= discrete] [Format=character] [Missing=*]
Statistics [NW/ W]	[Valid=117 /-]

ca_attmp5_contact: Conducting Contact Attempt

Information	[Type= discrete] [Format=numeric] [Range= 1-2] [Missing=*]
Statistics [NW/ W]	[Valid=155 /-] [Invalid=6875 /-]

Value	Label	Cases	Percentage
1	Yes	53	34.2%
2	No	102	65.8%
Sysmiss		6875	

Warning: these figures indicate the number of cases found in the data file. They cannot be interpreted as summary statistics of the population of interest.

ca_attmp5_datetime: Attempt Date and Time

Information	[Type= discrete] [Format=character] [Missing=*]
Statistics [NW/ W]	[Valid=53 /-]

ca_attmp5_spoke_partic: Were you able to speak to the participant?

Information	[Type= discrete] [Format=numeric] [Range= 1-3] [Missing=*]
Statistics [NW/ W]	[Valid=53 /-] [Invalid=6977 /-]

Value	Label	Cases	Percentage
1	Yes	12	22.6%
2	No	41	77.4%
3	Yes	0	
Sysmiss		6977	

Warning: these figures indicate the number of cases found in the data file. They cannot be interpreted as summary statistics of the population of interest.

ca_attmp5_cntct_outcome: Outcome of Contact Attempt - spoken to

Information	[Type= discrete] [Format=numeric] [Range= 1-96] [Missing=*]
--------------------	---

File : AHRI.PrEPImplementation.ES.Endline.Survey.2026.v1

ca_attmp5_cntct_outcome: Outcome of Contact Attempt - spoken to

Statistics [NW/ W] [Valid=12 /-] [Invalid=7018 /-]

Value	Label	Cases	Percentage
1	Available - Willing to participate	8	66.7%
2	Current Resident - Not available	2	16.7%
4	Refused	2	16.7%
5	Out-migrated - Outside of PIPSA area	0	
6	Mentally Incapacitated	0	
7	Dead	0	
8	Temporarily away for more than 2 months	0	
9	Stay in currently Avoided BS/HH	0	
10	Out-migrated to unknown destination	0	
11	Out-migrated within PIPSA	0	
12	Participant's age is not within the study range	0	
13	Participant is a Peer Navigator	0	
14	Schooling away from home - not available to participate	0	
96	Other	0	
Sysmiss		7018	

Warning: these figures indicate the number of cases found in the data file. They cannot be interpreted as summary statistics of the population of interest.

ca_attmp5_no_cntct_outcome: Outcome of Contact Attempt - not spoken to

Information [Type= discrete] [Format=numeric] [Range= 2-96] [Missing=*]

Statistics [NW/ W] [Valid=41 /-] [Invalid=6989 /-]

Value	Label	Cases	Percentage
2	Current Resident - Not available	37	90.2%
3	No-One home	1	2.4%
5	Out-migrated - Outside of PIPSA area	2	4.9%
6	Mentally Incapacitated	0	
7	Dead	0	
8	Temporarily away for more than 2 months	1	2.4%
9	Stay in currently Avoided BS/HH	0	
10	Out-migrated to unknown destination	0	
11	Out-migrated within PIPSA	0	
12	Participant's age is not within the study range	0	
13	Participant is a Peer Navigator	0	
14	Schooling away from home - not available to participate	0	
96	Other	0	
Sysmiss		6989	

Warning: these figures indicate the number of cases found in the data file. They cannot be interpreted as summary statistics of the population of interest.

ca_attmp5_resch_vsdate: Reschedule next visit date

Information [Type= discrete] [Format=character] [Missing=*]

Statistics [NW/ W] [Valid=31 /-]

ca_attmp6_contact: Conducting Contact Attempt

Information [Type= discrete] [Format=numeric] [Range= 1-2] [Missing=*]

File : AHRI.PrEPIImplementation.ES.Endline.Survey.2026.v1

ca_attmp6_contact: Conducting Contact Attempt

Statistics [NW/ W] [Valid=40 /-] [Invalid=6990 /-]

Value	Label	Cases	Percentage
1	Yes	15	37.5%
2	No	25	62.5%
Sysmiss		6990	

Warning: these figures indicate the number of cases found in the data file. They cannot be interpreted as summary statistics of the population of interest.

ca_attmp6_datetime: Attempt Date and Time

Information [Type= discrete] [Format=character] [Missing=*]

Statistics [NW/ W] [Valid=15 /-]

ca_attmp6_spoke_partic: Were you able to speak to the participant?

Information [Type= discrete] [Format=numeric] [Range= 1-3] [Missing=*]

Statistics [NW/ W] [Valid=15 /-] [Invalid=7015 /-]

Value	Label	Cases	Percentage
1	Yes	5	33.3%
2	No	10	66.7%
3	Yes	0	
Sysmiss		7015	

Warning: these figures indicate the number of cases found in the data file. They cannot be interpreted as summary statistics of the population of interest.

ca_attmp6_cntct_outcome: Outcome of Contact Attempt - spoken to

Information [Type= discrete] [Format=numeric] [Range= 1-96] [Missing=*]

Statistics [NW/ W] [Valid=5 /-] [Invalid=7025 /-]

Value	Label	Cases	Percentage
1	Available - Willing to participate	5	100.0%
2	Current Resident - Not available	0	
4	Refused	0	
5	Out-migrated - Outside of PIPSA area	0	
6	Mentally Incapacitated	0	
7	Dead	0	
8	Temporarily away for more than 2 months	0	
9	Stay in currently Avoided BS/HH	0	
10	Out-migrated to unknown destination	0	
11	Out-migrated within PIPSA	0	
12	Participant's age is not within the study range	0	
13	Participant is a Peer Navigator	0	
14	Schooling away from home - not available to participate	0	
96	Other	0	
Sysmiss		7025	

Warning: these figures indicate the number of cases found in the data file. They cannot be interpreted as summary statistics of the population of interest.

# ca_attmp6_no_cntct_outcome: Outcome of Contact Attempt - not spoken to			
Information	[Type= discrete] [Format=numeric] [Range= 2-96] [Missing=*]		
Statistics [NW/ W]	[Valid=10 /-] [Invalid=7020 /-]		
Value	Label	Cases	Percentage
2	Current Resident - Not available	8	80.0%
3	No-One home	0	
5	Out-migrated - Outside of PIPSA area	1	10.0%
6	Mentally Incapacitated	0	
7	Dead	0	
8	Temporarily away for more than 2 months	1	10.0%
9	Stay in currently Avoided BS/HH	0	
10	Out-migrated to unknown destination	0	
11	Out-migrated within PIPSA	0	
12	Participant's age is not within the study range	0	
13	Participant is a Peer Navigator	0	
14	Schooling away from home - not available to participate	0	
96	Other	0	
Sysmiss		7020	
<i>Warning: these figures indicate the number of cases found in the data file. They cannot be interpreted as summary statistics of the population of interest.</i>			
# ca_attmp6_resch_vsdate: Reschedule next visit date			
Information	[Type= discrete] [Format=character] [Missing=*]		
Statistics [NW/ W]	[Valid=6 /-]		
# ca_refused_by: Who refuse participation?			
Information	[Type= discrete] [Format=numeric] [Range= 1-96] [Missing=*]		
Statistics [NW/ W]	[Valid=115 /-] [Invalid=6915 /-]		
Value	Label	Cases	Percentage
1	Self	111	96.5%
2	Partner	0	
3	HH Head	0	
4	BS Owner	0	
5	Parent/Guardian	4	3.5%
96	Other	0	
Sysmiss		6915	
<i>Warning: these figures indicate the number of cases found in the data file. They cannot be interpreted as summary statistics of the population of interest.</i>			
# ca_proj_handover_request: Fieldworker: Request handover of Non-Contact to Project Coordinator?			
Information	[Type= discrete] [Format=numeric] [Range= 1-2] [Missing=*]		
Statistics [NW/ W]	[Valid=691 /-] [Invalid=6339 /-]		
Value	Label	Cases	Percentage
1	Yes	595	86.1%
2	No	96	13.9%
Sysmiss		6339	
<i>Warning: these figures indicate the number of cases found in the data file. They cannot be interpreted as summary statistics of the population of interest.</i>			
# ca_proj_noncontact_reas: Select reason for non-contact in field			
Information	[Type= discrete] [Format=numeric] [Range= 12-96] [Missing=*]		

# ca_proj_noncontact_reas: Select reason for non-contact in field			
Statistics [NW/ W]		[Valid=593 /-] [Invalid=6437 /-]	
Value	Label	Cases	Percentage
12	Not found after 3 attempts	481	81.1%
13	Contacted	7	1.2%
14	Unable to acquire parental consent after 3x contact visits	0	
15	Reported to be involved in gang activities	1	0.2%
96	Other	104	17.5%
Sysmiss		6437	
<i>Warning: these figures indicate the number of cases found in the data file. They cannot be interpreted as summary statistics of the population of interest.</i>			
# ca_proj_noncontct_reasoht: Specify other reason for non-contact from field			
Information		[Type= discrete] [Format=character] [Missing=*]	
Statistics [NW/ W]		[Valid=95 /-] [Invalid=0 /-]	
# ca_transnotes_proj: Fieldworker: Please provide narrative			
Information		[Type= discrete] [Format=character] [Missing=*]	
Statistics [NW/ W]		[Valid=593 /-]	
# ca_coordn_approval: Was this request for a Non-Contact approved?			
Information		[Type= discrete] [Format=numeric] [Range= 1-2] [Missing=*]	
Statistics [NW/ W]		[Valid=597 /-] [Invalid=6433 /-]	
Value	Label	Cases	Percentage
1	Yes, approved - set as Non-Contact	597	100.0%
2	No, denied - return to Field	0	
Sysmiss		6433	
<i>Warning: these figures indicate the number of cases found in the data file. They cannot be interpreted as summary statistics of the population of interest.</i>			
# ca_visitdate: Visit Date			
Information		[Type= discrete] [Format=character] [Missing=*]	
Statistics [NW/ W]		[Valid=3467 /-]	
# ca_calc_willing_survey: Calculated - Willing to be Surveyed			
Information		[Type= discrete] [Format=numeric] [Range= 1-2] [Missing=*]	
Statistics [NW/ W]		[Valid=5996 /-] [Invalid=1034 /-]	
Value	Label	Cases	Percentage
1	Yes	3347	55.8%
2	No	2649	44.2%
Sysmiss		1034	
<i>Warning: these figures indicate the number of cases found in the data file. They cannot be interpreted as summary statistics of the population of interest.</i>			
# ca_calc_premature_comp: Calculated - Premature Completer			
Information		[Type= discrete] [Format=numeric] [Range= 1-2] [Missing=*]	
Statistics [NW/ W]		[Valid=5996 /-] [Invalid=1034 /-]	
Value	Label	Cases	Percentage
1	Yes	1855	30.9%
2	No	4141	69.1%
Sysmiss		1034	
<i>Warning: these figures indicate the number of cases found in the data file. They cannot be interpreted as summary statistics of the population of interest.</i>			

# ca_calc_refused: Calculated Refusal			
Information		[Type= discrete] [Format=numeric] [Range= 1-2] [Missing=*]	
Statistics [NW/ W]		[Valid=5996 /-] [Invalid=1034 /-]	
Value	Label	Cases	Percentage
1	Yes	115	1.9%
2	No	5881	98.1%
Sysmiss		1034	
<i>Warning: these figures indicate the number of cases found in the data file. They cannot be interpreted as summary statistics of the population of interest.</i>			
# ca_calc_continue_followup: Continue follow-up			
Information		[Type= discrete] [Format=numeric] [Range= 1-2] [Missing=*]	
Statistics [NW/ W]		[Valid=5996 /-] [Invalid=1034 /-]	
Value	Label	Cases	Percentage
1	Yes	5996	100.0%
2	No	0	
Sysmiss		1034	
<i>Warning: these figures indicate the number of cases found in the data file. They cannot be interpreted as summary statistics of the population of interest.</i>			
# ca_calc_mental_incap: Calculated - Participant mentally incapacitated			
Information		[Type= discrete] [Format=numeric] [Range= 1-2] [Missing=*]	
Statistics [NW/ W]		[Valid=5996 /-] [Invalid=1034 /-]	
Value	Label	Cases	Percentage
1	Yes	50	0.8%
2	No	5946	99.2%
Sysmiss		1034	
<i>Warning: these figures indicate the number of cases found in the data file. They cannot be interpreted as summary statistics of the population of interest.</i>			
# ac_date: Capacity assessment date by Field Team			
Information		[Type= discrete] [Format=character] [Missing=*]	
Statistics [NW/ W]		[Valid=3307 /-]	
# ac_assess_step1: HAPPY with Step 1?			
Information		[Type= discrete] [Format=numeric] [Range= 1-2] [Missing=*]	
Statistics [NW/ W]		[Valid=3312 /-] [Invalid=3718 /-]	
Value	Label	Cases	Percentage
1	Yes	3306	99.8%
2	No	6	0.2%
Sysmiss		3718	
<i>Warning: these figures indicate the number of cases found in the data file. They cannot be interpreted as summary statistics of the population of interest.</i>			
# ac_assess_step2: HAPPY with Step 2?			
Information		[Type= discrete] [Format=numeric] [Range= 1-2] [Missing=*]	
Statistics [NW/ W]		[Valid=6 /-] [Invalid=7024 /-]	
Value	Label	Cases	Percentage
1	Yes	3	50.0%
2	No	3	50.0%
Sysmiss		7024	
<i>Warning: these figures indicate the number of cases found in the data file. They cannot be interpreted as summary statistics of the population of interest.</i>			

# ac_assess_step3: HAPPY with Step 3?			
Information	[Type= discrete] [Format=numeric] [Range= 1-2] [Missing=*]		
Statistics [NW/ W]	[Valid=3 /-] [Invalid=7027 /-]		
Value	Label	Cases	Percentage
1	Yes	1	33.3%
2	No	2	66.7%
Sysmiss		7027	
<i>Warning: these figures indicate the number of cases found in the data file. They cannot be interpreted as summary statistics of the population of interest.</i>			
# ac_assess_result_fw: Is this individual capable to participate?			
Information	[Type= discrete] [Format=numeric] [Range= 1-2] [Missing=*]		
Statistics [NW/ W]	[Valid=3306 /-] [Invalid=3724 /-]		
Value	Label	Cases	Percentage
1	Yes	3305	100.0%
2	No	1	0.0%
Sysmiss		3724	
<i>Warning: these figures indicate the number of cases found in the data file. They cannot be interpreted as summary statistics of the population of interest.</i>			
# ac_inform_sheet_given: Confirm that you have given the participant a copy of the Information Sheet?			
Information	[Type= discrete] [Format=numeric] [Range= 1-2] [Missing=*]		
Statistics [NW/ W]	[Valid=3312 /-] [Invalid=3718 /-]		
Value	Label	Cases	Percentage
1	Confirmed	3308	99.9%
2	No	4	0.1%
Sysmiss		3718	
<i>Warning: these figures indicate the number of cases found in the data file. They cannot be interpreted as summary statistics of the population of interest.</i>			
# ac_assess_result: Calculated - capable to participate			
Information	[Type= discrete] [Format=numeric] [Range= 1-2] [Missing=*]		
Statistics [NW/ W]	[Valid=5996 /-] [Invalid=1034 /-]		
Value	Label	Cases	Percentage
1	Yes	3305	55.1%
2	No	2691	44.9%
Sysmiss		1034	
<i>Warning: these figures indicate the number of cases found in the data file. They cannot be interpreted as summary statistics of the population of interest.</i>			
# ic_caregiver_starttime: Informed Consent for Care Giver - Start Time			
Information	[Type= discrete] [Format=character] [Missing=*]		
Statistics [NW/ W]	[Valid=568 /-]		
# ic_caregv_age_verify: Has the volunteer's age been verified?			
Information	[Type= discrete] [Format=numeric] [Range= 1-2] [Missing=*]		
Statistics [NW/ W]	[Valid=565 /-] [Invalid=6465 /-]		
Value	Label	Cases	Percentage
1	Yes	562	99.5%
2	No	3	0.5%
Sysmiss		6465	
<i>Warning: these figures indicate the number of cases found in the data file. They cannot be interpreted as summary statistics of the population of interest.</i>			

# ic_caregv_verified_how: If yes, indicate below how the participant's age has been verified?			
Information	[Type= discrete] [Format=numeric] [Range= 1-96] [Missing=*]		
Statistics [NW/ W]	[Valid=562 /-] [Invalid=6468 /-]		
Value	Label	Cases	Percentage
1	Birth Certificate	319	56.8%
2	Identification Document (ID)	138	24.6%
96	Other: Specify	105	18.7%
Sysmiss		6468	
<i>Warning: these figures indicate the number of cases found in the data file. They cannot be interpreted as summary statistics of the population of interest.</i>			
# ic_caregv_who_consent: Who has provided consent for this volunteer to participate in this study?			
Information	[Type= discrete] [Format=numeric] [Range= 1-96] [Missing=*]		
Statistics [NW/ W]	[Valid=562 /-] [Invalid=6468 /-]		
Value	Label	Cases	Percentage
1	Parent	427	76.0%
2	Legal Guardian	113	20.1%
3	Care giver	16	2.8%
96	Other	6	1.1%
Sysmiss		6468	
<i>Warning: these figures indicate the number of cases found in the data file. They cannot be interpreted as summary statistics of the population of interest.</i>			
# ic_caregv_child_dob_full: Please provide child's date of birth (full)			
Information	[Type= discrete] [Format=character] [Missing=*]		
Statistics [NW/ W]	[Valid=565 /-]		
# ic_caregv_child_dob_part: If full date of birth is not available, please complete the date of birth here			
Information	[Type= discrete] [Format=character] [Missing=*]		
Statistics [NW/ W]	[Valid=2 /-] [Invalid=0 /-]		
# ic_caregv_enough_info: Confirm that I have read and understood the Information Sheet			
Information	[Type= discrete] [Format=numeric] [Range= 1-2] [Missing=*]		
Statistics [NW/ W]	[Valid=568 /-] [Invalid=6462 /-]		
Value	Label	Cases	Percentage
1	Yes	568	100.0%
2	No	0	
Sysmiss		6462	
<i>Warning: these figures indicate the number of cases found in the data file. They cannot be interpreted as summary statistics of the population of interest.</i>			
# ic_caregv_ask_questions: Ask questions about the study and been given answers to your satisfaction?			
Information	[Type= discrete] [Format=numeric] [Range= 1-2] [Missing=*]		
Statistics [NW/ W]	[Valid=568 /-] [Invalid=6462 /-]		
Value	Label	Cases	Percentage
1	Yes	568	100.0%
2	No	0	
Sysmiss		6462	
<i>Warning: these figures indicate the number of cases found in the data file. They cannot be interpreted as summary statistics of the population of interest.</i>			
# ic_caregv_consent_voluntar: Do you understand that your participation is voluntary and that you (or your chi			
Information	[Type= discrete] [Format=numeric] [Range= 1-2] [Missing=*]		

# ic_caregv_consent_voluntar: Do you understand that your participation is voluntary and that you (or your chi			
Statistics [NW/ W]		[Valid=568 /-] [Invalid=6462 /-]	
Value	Label	Cases	Percentage
1	Yes	568	100.0%
2	No	0	
Sysmiss		6462	
<i>Warning: these figures indicate the number of cases found in the data file. They cannot be interpreted as summary statistics of the population of interest.</i>			
# ic_caregv_consent_study: Do you agree for your child/ward to take part in this study?			
Information		[Type= discrete] [Format=numeric] [Range= 1-2] [Missing=*]	
Statistics [NW/ W]		[Valid=568 /-] [Invalid=6462 /-]	
Value	Label	Cases	Percentage
1	Yes	568	100.0%
2	No	0	
Sysmiss		6462	
<i>Warning: these figures indicate the number of cases found in the data file. They cannot be interpreted as summary statistics of the population of interest.</i>			
# ic_caregv_consent_hivdbs: Agree for your child/ward to provide a dry blood spot for anonymous HIV testing?			
Information		[Type= discrete] [Format=numeric] [Range= 1-2] [Missing=*]	
Statistics [NW/ W]		[Valid=568 /-] [Invalid=6462 /-]	
Value	Label	Cases	Percentage
1	Yes	565	99.5%
2	No	3	0.5%
Sysmiss		6462	
<i>Warning: these figures indicate the number of cases found in the data file. They cannot be interpreted as summary statistics of the population of interest.</i>			
# ic_caregv_consent_vldbs: Agree for your child/ward to provide a dry blood spot for HIVViral Load testing?			
Information		[Type= discrete] [Format=numeric] [Range= 1-2] [Missing=*]	
Statistics [NW/ W]		[Valid=568 /-] [Invalid=6462 /-]	
Value	Label	Cases	Percentage
1	Yes	564	99.3%
2	No	4	0.7%
Sysmiss		6462	
<i>Warning: these figures indicate the number of cases found in the data file. They cannot be interpreted as summary statistics of the population of interest.</i>			
# ic_caregv_consent_hivtest: Do you agree for your child/ward to be HIV tested if they request for it?			
Information		[Type= discrete] [Format=numeric] [Range= 1-2] [Missing=*]	
Statistics [NW/ W]		[Valid=568 /-] [Invalid=6462 /-]	
Value	Label	Cases	Percentage
1	Yes	424	74.6%
2	No	144	25.4%
Sysmiss		6462	
<i>Warning: these figures indicate the number of cases found in the data file. They cannot be interpreted as summary statistics of the population of interest.</i>			
# ic_caregv_consent_photo: Consent to have your child/ward's HIV test result photographed?			
Information		[Type= discrete] [Format=numeric] [Range= 1-2] [Missing=*]	
Statistics [NW/ W]		[Valid=424 /-] [Invalid=6606 /-]	

# ic_caregv_consent_photo: Consent to have your child/ward's HIV test result photographed?			
Value	Label	Cases	Percentage
1	Yes	422	99.5%
2	No	2	0.5%
Sysmiss		6606	
<i>Warning: these figures indicate the number of cases found in the data file. They cannot be interpreted as summary statistics of the population of interest.</i>			
ic_caregv_consent_stitest: Agree for your child/ward to provide vaginal swabs (females), or urine samples (
Information	[Type= discrete] [Format=numeric] [Range= 1-2] [Missing=*]		
Statistics [NW/ W]	[Valid=568 /-] [Invalid=6462 /-]		
Value	Label	Cases	Percentage
1	Yes	466	82.0%
2	No	102	18.0%
Sysmiss		6462	
<i>Warning: these figures indicate the number of cases found in the data file. They cannot be interpreted as summary statistics of the population of interest.</i>			
# ic_caregv_consent_specstor: Do you agree for your child/ward specimen to be stored?			
Information	[Type= discrete] [Format=numeric] [Range= 1-2] [Missing=*]		
Statistics [NW/ W]	[Valid=568 /-] [Invalid=6462 /-]		
Value	Label	Cases	Percentage
1	Yes	561	98.8%
2	No	7	1.2%
Sysmiss		6462	
<i>Warning: these figures indicate the number of cases found in the data file. They cannot be interpreted as summary statistics of the population of interest.</i>			
# ic_caregv_consent_fut_test: Agree to have future research tests (such as other sexually transmitted infectio			
Information	[Type= discrete] [Format=numeric] [Range= 1-2] [Missing=*]		
Statistics [NW/ W]	[Valid=568 /-] [Invalid=6462 /-]		
Value	Label	Cases	Percentage
1	Yes	565	99.5%
2	No	3	0.5%
Sysmiss		6462	
<i>Warning: these figures indicate the number of cases found in the data file. They cannot be interpreted as summary statistics of the population of interest.</i>			
# ic_caregv_consent_dce: Agree to your child/ward's participation in the Discrete Choice Experiment?			
Information	[Type= discrete] [Format=numeric] [Range= 1-2] [Missing=*]		
Statistics [NW/ W]	[Valid=107 /-] [Invalid=6923 /-]		
Value	Label	Cases	Percentage
1	Yes	106	99.1%
2	No	1	0.9%
Sysmiss		6923	
<i>Warning: these figures indicate the number of cases found in the data file. They cannot be interpreted as summary statistics of the population of interest.</i>			
# ic_caregv_literate: Is the parent / caregiver literate (able to read and write)?			
Information	[Type= discrete] [Format=numeric] [Range= 1-2] [Missing=*]		
Statistics [NW/ W]	[Valid=568 /-] [Invalid=6462 /-]		
Value	Label	Cases	Percentage
1	Yes	564	99.3%

# ic_caregv_literate: Is the parent / caregiver literate (able to read and write)?			
Value	Label	Cases	Percentage
2	No	4	0.7%
Sysmiss		6462	
<i>Warning: these figures indicate the number of cases found in the data file. They cannot be interpreted as summary statistics of the population of interest.</i>			
# ic_caregv_willing_witness: Is the illiterate parent / caregiver willing to have a witness present?			
Information		[Type= discrete] [Format=numeric] [Range= 1-2] [Missing=*]	
Statistics [NW/ W]		[Valid=4 /-] [Invalid=7026 /-]	
Value	Label	Cases	Percentage
1	Yes	3	75.0%
2	No	1	25.0%
Sysmiss		7026	
<i>Warning: these figures indicate the number of cases found in the data file. They cannot be interpreted as summary statistics of the population of interest.</i>			
# ic_caregv_agree_contact: Agree to be contacted or your child/ward by phone in order to make appointments			
Information		[Type= discrete] [Format=numeric] [Range= 1-2] [Missing=*]	
Statistics [NW/ W]		[Valid=568 /-] [Invalid=6462 /-]	
Value	Label	Cases	Percentage
1	Yes	495	87.1%
2	No	73	12.9%
Sysmiss		6462	
<i>Warning: these figures indicate the number of cases found in the data file. They cannot be interpreted as summary statistics of the population of interest.</i>			
# ic_caregiver_stoptime: Informed Consent for Care Giver - Stop Time			
Information		[Type= discrete] [Format=character] [Missing=*]	
Statistics [NW/ W]		[Valid=568 /-]	
# ic_calc_caregv_consent: Calculate Caregiver Consent to Participate in the Study			
Information		[Type= discrete] [Format=numeric] [Range= 1-2] [Missing=*]	
Statistics [NW/ W]		[Valid=5996 /-] [Invalid=1034 /-]	
Value	Label	Cases	Percentage
1	Yes	568	9.5%
2	No	5428	90.5%
Sysmiss		1034	
<i>Warning: these figures indicate the number of cases found in the data file. They cannot be interpreted as summary statistics of the population of interest.</i>			
# ic_calc_caregv_cons_dce: Calculate Caregiver Consent to Participate in the Discrete Choice Experiment			
Information		[Type= discrete] [Format=numeric] [Range= 1-2] [Missing=*]	
Statistics [NW/ W]		[Valid=5996 /-] [Invalid=1034 /-]	
Value	Label	Cases	Percentage
1	Yes	106	1.8%
2	No	5890	98.2%
Sysmiss		1034	
<i>Warning: these figures indicate the number of cases found in the data file. They cannot be interpreted as summary statistics of the population of interest.</i>			
# ic_adolescent_starttime: Informed consent for adolescents - Start time			
Information		[Type= discrete] [Format=character] [Missing=*]	
Statistics [NW/ W]		[Valid=568 /-]	

# ic_indiv_age_verify1: Has the volunteer's age been verified?			
Information	[Type= discrete] [Format=numeric] [Range= 1-2] [Missing=*]		
Statistics [NW/ W]	[Valid=568 /-] [Invalid=6462 /-]		
Value	Label	Cases	Percentage
1	Yes	568	100.0%
2	No	0	
Sysmiss		6462	
<i>Warning: these figures indicate the number of cases found in the data file. They cannot be interpreted as summary statistics of the population of interest.</i>			
# ic_indiv_verified_how1: If yes, indicate below how the participant's age has been verified?			
Information	[Type= discrete] [Format=numeric] [Range= 1-96] [Missing=*]		
Statistics [NW/ W]	[Valid=568 /-] [Invalid=6462 /-]		
Value	Label	Cases	Percentage
1	Birth Certificate	333	58.6%
2	Identification Document (ID)	131	23.1%
96	Other: Specify	104	18.3%
Sysmiss		6462	
<i>Warning: these figures indicate the number of cases found in the data file. They cannot be interpreted as summary statistics of the population of interest.</i>			
# ic_indiv_who_consent1: Who has provided consent for this volunteer to participate in this study?			
Information	[Type= discrete] [Format=numeric] [Range= 1-96] [Missing=*]		
Statistics [NW/ W]	[Valid=568 /-] [Invalid=6462 /-]		
Value	Label	Cases	Percentage
1	Umzali	397	69.9%
2	Umbheki Wezomthetho	95	16.7%
3	Umhlinzeki	70	12.3%
96	Other	6	1.1%
Sysmiss		6462	
<i>Warning: these figures indicate the number of cases found in the data file. They cannot be interpreted as summary statistics of the population of interest.</i>			
# ic_indiv_child_dob_full1: Please provide child's date of birth (full)			
Information	[Type= discrete] [Format=character] [Missing=*]		
Statistics [NW/ W]	[Valid=568 /-]		

# ic_indiv_child_dob_part1: If full date of birth is not available, please complete the date of birth here			
Information		[Type= discrete] [Format=character] [Missing=*]	
Statistics [NW/ W]		[Valid=0 /-] [Invalid=0 /-]	
# ic_indiv_enough_info1: You confirm that I have read and understood the Information Sheet for the above			
Information		[Type= discrete] [Format=numeric] [Range= 1-2] [Missing=*]	
Statistics [NW/ W]		[Valid=568 /-] [Invalid=6462 /-]	
Value	Label	Cases	Percentage
1	Yes	568	100.0%
2	No	0	
Sysmiss		6462	
<i>Warning: these figures indicate the number of cases found in the data file. They cannot be interpreted as summary statistics of the population of interest.</i>			
# ic_indiv_ask_questions1: Have you been given an opportunity to ask questions about the study and been giv			
Information		[Type= discrete] [Format=numeric] [Range= 1-2] [Missing=*]	
Statistics [NW/ W]		[Valid=568 /-] [Invalid=6462 /-]	
Value	Label	Cases	Percentage
1	Yes	568	100.0%
2	No	0	
Sysmiss		6462	
<i>Warning: these figures indicate the number of cases found in the data file. They cannot be interpreted as summary statistics of the population of interest.</i>			
# ic_indiv_consent_voluntar1: Do you understand that your participation is voluntary and that you are free to			
Information		[Type= discrete] [Format=numeric] [Range= 1-2] [Missing=*]	
Statistics [NW/ W]		[Valid=568 /-] [Invalid=6462 /-]	
Value	Label	Cases	Percentage
1	Yes	568	100.0%
2	No	0	
Sysmiss		6462	
<i>Warning: these figures indicate the number of cases found in the data file. They cannot be interpreted as summary statistics of the population of interest.</i>			
# ic_indiv_consent_study1: Do you agree to take part in this study?			
Information		[Type= discrete] [Format=numeric] [Range= 1-2] [Missing=*]	
Statistics [NW/ W]		[Valid=568 /-] [Invalid=6462 /-]	
Value	Label	Cases	Percentage
1	Yes	568	100.0%
2	No	0	
Sysmiss		6462	
<i>Warning: these figures indicate the number of cases found in the data file. They cannot be interpreted as summary statistics of the population of interest.</i>			
# ic_indiv_consent_hivdbs1: Do you agree to provide a dry blood spot for anonymous HIV testing?			
Information		[Type= discrete] [Format=numeric] [Range= 1-2] [Missing=*]	
Statistics [NW/ W]		[Valid=565 /-] [Invalid=6465 /-]	
Value	Label	Cases	Percentage
1	Yes	556	98.4%
2	No	9	1.6%
Sysmiss		6465	
<i>Warning: these figures indicate the number of cases found in the data file. They cannot be interpreted as summary statistics of the population of interest.</i>			

# ic_indiv_consent_vltest1: Do you agree to provide a dry blood spot for HIV VL testing?			
Information		[Type= discrete] [Format=numeric] [Range= 1-2] [Missing=*]	
Statistics [NW/ W]		[Valid=564 /-] [Invalid=6466 /-]	
Value	Label	Cases	Percentage
1	Yes	556	98.6%
2	No	8	1.4%
Sysmiss		6466	
<i>Warning: these figures indicate the number of cases found in the data file. They cannot be interpreted as summary statistics of the population of interest.</i>			
# ic_indiv_consent_hivtest1: Do you agree to be HIV tested today if you request for it?			
Information		[Type= discrete] [Format=numeric] [Range= 1-2] [Missing=*]	
Statistics [NW/ W]		[Valid=428 /-] [Invalid=6602 /-]	
Value	Label	Cases	Percentage
1	Yes	103	24.1%
2	No	325	75.9%
Sysmiss		6602	
<i>Warning: these figures indicate the number of cases found in the data file. They cannot be interpreted as summary statistics of the population of interest.</i>			
# ic_indiv_consent_photol1: Consent to have your HIV test result photographed?			
Information		[Type= discrete] [Format=numeric] [Range= 1-2] [Missing=*]	
Statistics [NW/ W]		[Valid=101 /-] [Invalid=6929 /-]	
Value	Label	Cases	Percentage
1	Yes	99	98.0%
2	No	2	2.0%
Sysmiss		6929	
<i>Warning: these figures indicate the number of cases found in the data file. They cannot be interpreted as summary statistics of the population of interest.</i>			
# ic_indiv_consent_stisamp1: Do you agree to provide vaginal swabs (females), or urine samples (males) for se			
Information		[Type= discrete] [Format=numeric] [Range= 1-2] [Missing=*]	
Statistics [NW/ W]		[Valid=469 /-] [Invalid=6561 /-]	
Value	Label	Cases	Percentage
1	Yes	205	43.7%
2	No	264	56.3%
Sysmiss		6561	
<i>Warning: these figures indicate the number of cases found in the data file. They cannot be interpreted as summary statistics of the population of interest.</i>			
# ic_indiv_consent_specstor1: Do you agree for your specimen to be stored?			
Information		[Type= discrete] [Format=numeric] [Range= 1-2] [Missing=*]	
Statistics [NW/ W]		[Valid=561 /-] [Invalid=6469 /-]	
Value	Label	Cases	Percentage
1	Yes	534	95.2%
2	No	27	4.8%
Sysmiss		6469	
<i>Warning: these figures indicate the number of cases found in the data file. They cannot be interpreted as summary statistics of the population of interest.</i>			
# ic_indiv_consent_fut_test1: Do you agree to have future research tests (such as other sexually transmitted i			
Information		[Type= discrete] [Format=numeric] [Range= 1-2] [Missing=*]	
Statistics [NW/ W]		[Valid=565 /-] [Invalid=6465 /-]	

# ic_indiv_consent_fut_test1: Do you agree to have future research tests (such as other sexually transmitted i			
Value	Label	Cases	Percentage
1	Yes	539	95.4%
2	No	26	4.6%
Sysmiss		6465	
<i>Warning: these figures indicate the number of cases found in the data file. They cannot be interpreted as summary statistics of the population of interest.</i>			
# ic_indiv_consent_dce_1617: Do you agree to participate in the Discrete Choice Experiment?			
Information		[Type= discrete] [Format=numeric] [Range= 1-2] [Missing=*]	
Statistics [NW/ W]		[Valid=106 /-] [Invalid=6924 /-]	
Value	Label	Cases	Percentage
1	Yes	104	98.1%
2	No	2	1.9%
Sysmiss		6924	
<i>Warning: these figures indicate the number of cases found in the data file. They cannot be interpreted as summary statistics of the population of interest.</i>			
# ic_indiv_literate1: Is the participant literate (able to read and write)?			
Information		[Type= discrete] [Format=numeric] [Range= 1-2] [Missing=*]	
Statistics [NW/ W]		[Valid=568 /-] [Invalid=6462 /-]	
Value	Label	Cases	Percentage
1	Yes	565	99.5%
2	No	3	0.5%
Sysmiss		6462	
<i>Warning: these figures indicate the number of cases found in the data file. They cannot be interpreted as summary statistics of the population of interest.</i>			
# ic_indiv_willing_witness1: Is the illiterate participant willing to have a witness present?			
Information		[Type= discrete] [Format=numeric] [Range= 1-2] [Missing=*]	
Statistics [NW/ W]		[Valid=3 /-] [Invalid=7027 /-]	
Value	Label	Cases	Percentage
1	Yes	0	
2	No	3	100.0%
Sysmiss		7027	
<i>Warning: these figures indicate the number of cases found in the data file. They cannot be interpreted as summary statistics of the population of interest.</i>			
# ic_indiv_agree_contact1: Do you agree to be contacted by phone in order to make appointments for follow u			
Information		[Type= discrete] [Format=numeric] [Range= 1-2] [Missing=*]	
Statistics [NW/ W]		[Valid=568 /-] [Invalid=6462 /-]	
Value	Label	Cases	Percentage
1	Yes	546	96.1%
2	No	22	3.9%
Sysmiss		6462	
<i>Warning: these figures indicate the number of cases found in the data file. They cannot be interpreted as summary statistics of the population of interest.</i>			
# ic_adolescent_stoptime: Informed consent for adolescents - Stop time			
Information		[Type= discrete] [Format=character] [Missing=*]	
Statistics [NW/ W]		[Valid=568 /-]	
# ic_calc_minor_consent: Calculate Consent to Study - Minor			
Information		[Type= discrete] [Format=numeric] [Range= 0-1] [Missing=*]	

# ic_calc_minor_consent: Calculate Consent to Study - Minor			
Statistics [NW/ W]		[Valid=5996 /-] [Invalid=1034 /-]	
Value	Label	Cases	Percentage
0	No	5428	90.5%
1	Yes	568	9.5%
Sysmiss		1034	
<i>Warning: these figures indicate the number of cases found in the data file. They cannot be interpreted as summary statistics of the population of interest.</i>			
# ic_calc_minor_cons_dce: Calculate Consent to Discrete Choices Experiment - Minor			
Information		[Type= discrete] [Format=numeric] [Range= 0-1] [Missing=*]	
Statistics [NW/ W]		[Valid=5996 /-] [Invalid=1034 /-]	
Value	Label	Cases	Percentage
0	No	5892	98.3%
1	Yes	104	1.7%
Sysmiss		1034	
<i>Warning: these figures indicate the number of cases found in the data file. They cannot be interpreted as summary statistics of the population of interest.</i>			
# ic_mature_starttime: Informed consent for Mature Participant - Start time			
Information		[Type= discrete] [Format=character] [Missing=*]	
Statistics [NW/ W]		[Valid=2741 /-]	
# ic_indiv_age_verify3: Has the volunteer's age been verified?			
Information		[Type= discrete] [Format=numeric] [Range= 1-2] [Missing=*]	
Statistics [NW/ W]		[Valid=2741 /-] [Invalid=4289 /-]	
Value	Label	Cases	Percentage
1	Yes	2730	99.6%
2	No	11	0.4%
Sysmiss		4289	
<i>Warning: these figures indicate the number of cases found in the data file. They cannot be interpreted as summary statistics of the population of interest.</i>			
# ic_indiv_verified_how3: If yes, indicate below how the participant's age has been verified?			
Information		[Type= discrete] [Format=numeric] [Range= 1-96] [Missing=*]	
Statistics [NW/ W]		[Valid=2728 /-] [Invalid=4302 /-]	
Value	Label	Cases	Percentage
1	Birth Certificate	212	7.8%
2	Identification Document (ID)	2187	80.2%
96	Other: Specify	329	12.1%
Sysmiss		4302	
<i>Warning: these figures indicate the number of cases found in the data file. They cannot be interpreted as summary statistics of the population of interest.</i>			
# ic_indiv_enough_info3: You confirm that I have read and understood the Information Sheet for the above			
Information		[Type= discrete] [Format=numeric] [Range= 1-2] [Missing=*]	
Statistics [NW/ W]		[Valid=2741 /-] [Invalid=4289 /-]	
Value	Label	Cases	Percentage
1	Yes	2741	100.0%
2	No	0	
Sysmiss		4289	
<i>Warning: these figures indicate the number of cases found in the data file. They cannot be interpreted as summary statistics of the population of interest.</i>			

# ic_indiv_ask_questions3: Have you been given an opportunity to ask questions about the study and been giv			
Information		[Type= discrete] [Format=numeric] [Range= 1-2] [Missing=*]	
Statistics [NW/ W]		[Valid=2738 /-] [Invalid=4292 /-]	
Value	Label	Cases	Percentage
1	Yes	2738	100.0%
2	No	0	
Sysmiss		4292	
<i>Warning: these figures indicate the number of cases found in the data file. They cannot be interpreted as summary statistics of the population of interest.</i>			
# ic_indiv_consent_voluntar3: Do you understand that your participation is voluntary and that you are free to			
Information		[Type= discrete] [Format=numeric] [Range= 1-2] [Missing=*]	
Statistics [NW/ W]		[Valid=2738 /-] [Invalid=4292 /-]	
Value	Label	Cases	Percentage
1	Yes	2738	100.0%
2	No	0	
Sysmiss		4292	
<i>Warning: these figures indicate the number of cases found in the data file. They cannot be interpreted as summary statistics of the population of interest.</i>			
# ic_indiv_consent_study3: Do you agree to take part in this study?			
Information		[Type= discrete] [Format=numeric] [Range= 1-2] [Missing=*]	
Statistics [NW/ W]		[Valid=2738 /-] [Invalid=4292 /-]	
Value	Label	Cases	Percentage
1	Yes	2738	100.0%
2	No	0	
Sysmiss		4292	
<i>Warning: these figures indicate the number of cases found in the data file. They cannot be interpreted as summary statistics of the population of interest.</i>			
# ic_indiv_consent_hivdbs3: Do you agree to provide a dry blood spot for anonymous HIV testing?			
Information		[Type= discrete] [Format=numeric] [Range= 1-2] [Missing=*]	
Statistics [NW/ W]		[Valid=2738 /-] [Invalid=4292 /-]	
Value	Label	Cases	Percentage
1	Yes	2668	97.4%
2	No	70	2.6%
Sysmiss		4292	
<i>Warning: these figures indicate the number of cases found in the data file. They cannot be interpreted as summary statistics of the population of interest.</i>			
# ic_indiv_consent_vltest3: Do you agree to provide a dry blood spot for HIV VL testing?			
Information		[Type= discrete] [Format=numeric] [Range= 1-2] [Missing=*]	
Statistics [NW/ W]		[Valid=2738 /-] [Invalid=4292 /-]	
Value	Label	Cases	Percentage
1	Yes	2646	96.6%
2	No	92	3.4%
Sysmiss		4292	
<i>Warning: these figures indicate the number of cases found in the data file. They cannot be interpreted as summary statistics of the population of interest.</i>			
# ic_indiv_consent_hivtest3: Do you agree to be HIV tested today if you request for it?			
Information		[Type= discrete] [Format=numeric] [Range= 1-2] [Missing=*]	
Statistics [NW/ W]		[Valid=2738 /-] [Invalid=4292 /-]	

ic_indiv_consent_hivtest3: Do you agree to be HIV tested today if you request for it?

Value	Label	Cases	Percentage
1	Yes	616	22.5%
2	No	2122	77.5%
Sysmiss		4292	

Warning: these figures indicate the number of cases found in the data file. They cannot be interpreted as summary statistics of the population of interest.

ic_indiv_consent_photo3: Consent to have your HIV test result photographed?

Information	[Type= discrete] [Format=numeric] [Range= 1-2] [Missing=*]
Statistics [NW/ W]	[Valid=619 /-] [Invalid=6411 /-]

Value	Label	Cases	Percentage
1	Yes	594	96.0%
2	No	25	4.0%
Sysmiss		6411	

Warning: these figures indicate the number of cases found in the data file. They cannot be interpreted as summary statistics of the population of interest.

ic_indiv_consent_stisamp3: Do you agree to provide vaginal swabs (females), or urine samples (males) for se

Information	[Type= discrete] [Format=numeric] [Range= 1-2] [Missing=*]
Statistics [NW/ W]	[Valid=2738 /-] [Invalid=4292 /-]

Value	Label	Cases	Percentage
1	Yes	1384	50.5%
2	No	1354	49.5%
Sysmiss		4292	

Warning: these figures indicate the number of cases found in the data file. They cannot be interpreted as summary statistics of the population of interest.

ic_indiv_consent_specstor3: Do you agree for your specimen to be stored?

Information	[Type= discrete] [Format=numeric] [Range= 1-2] [Missing=*]
Statistics [NW/ W]	[Valid=2678 /-] [Invalid=4352 /-]

Value	Label	Cases	Percentage
1	Yes	2581	96.4%
2	No	97	3.6%
Sysmiss		4352	

Warning: these figures indicate the number of cases found in the data file. They cannot be interpreted as summary statistics of the population of interest.

ic_indiv_consent_fut_test3: Do you agree to have future research tests (such as other sexually transmitted i

Information	[Type= discrete] [Format=numeric] [Range= 1-2] [Missing=*]
Statistics [NW/ W]	[Valid=2678 /-] [Invalid=4352 /-]

Value	Label	Cases	Percentage
1	Yes	2611	97.5%
2	No	67	2.5%
Sysmiss		4352	

Warning: these figures indicate the number of cases found in the data file. They cannot be interpreted as summary statistics of the population of interest.

ic_indiv_consent_dce_1830: Do you agree to participate in the Discrete Choice Experiment?

Information	[Type= discrete] [Format=numeric] [Range= 1-2] [Missing=*]
Statistics [NW/ W]	[Valid=484 /-] [Invalid=6546 /-]

Value	Label	Cases	Percentage
1	Yes	475	98.1%

ic_indiv_consent_dce_1830: Do you agree to participate in the Discrete Choice Experiment?

Value	Label	Cases	Percentage
2	No	9	1.9%
Sysmiss		6546	

Warning: these figures indicate the number of cases found in the data file. They cannot be interpreted as summary statistics of the population of interest.

ic_indiv_literate3: Is the participant literate (able to read and write)?

Information	[Type= discrete] [Format=numeric] [Range= 1-2] [Missing=*]
Statistics [NW/ W]	[Valid=2738 /-] [Invalid=4292 /-]

Value	Label	Cases	Percentage
1	Yes	2735	99.9%
2	No	3	0.1%
Sysmiss		4292	

Warning: these figures indicate the number of cases found in the data file. They cannot be interpreted as summary statistics of the population of interest.

ic_indiv_willing_witness3: Is the illiterate participant willing to have a witness present?

Information	[Type= discrete] [Format=numeric] [Range= 1-2] [Missing=*]
Statistics [NW/ W]	[Valid=3 /-] [Invalid=7027 /-]

Value	Label	Cases	Percentage
1	Yes	1	33.3%
2	No	2	66.7%
Sysmiss		7027	

Warning: these figures indicate the number of cases found in the data file. They cannot be interpreted as summary statistics of the population of interest.

ic_indiv_agree_contact3: Do you agree to be contacted by phone in order to make appointments for follow u

Information	[Type= discrete] [Format=numeric] [Range= 1-2] [Missing=*]
Statistics [NW/ W]	[Valid=2738 /-] [Invalid=4292 /-]

Value	Label	Cases	Percentage
1	Yes	2647	96.7%
2	No	91	3.3%
Sysmiss		4292	

Warning: these figures indicate the number of cases found in the data file. They cannot be interpreted as summary statistics of the population of interest.

ic_mature_stoptime: Informed consent for Mature Participant - Stop time

Information	[Type= discrete] [Format=character] [Missing=*]
Statistics [NW/ W]	[Valid=2741 /-]

ic_calc_adult_consent: Calculate Consent to Study - Adult

Information	[Type= discrete] [Format=numeric] [Range= 0-1] [Missing=*]
Statistics [NW/ W]	[Valid=5996 /-] [Invalid=1034 /-]

Value	Label	Cases	Percentage
0	No	3258	54.3%
1	Yes	2738	45.7%
Sysmiss		1034	

Warning: these figures indicate the number of cases found in the data file. They cannot be interpreted as summary statistics of the population of interest.

ic_calc_adult_cons_dce: Calculate Consent to Discrete Choices Experiment - Adult

Information	[Type= discrete] [Format=numeric] [Range= 0-1] [Missing=*]
Statistics [NW/ W]	[Valid=5996 /-] [Invalid=1034 /-]

ic_calc_adult_cons_dce: Calculate Consent to Discrete Choices Experiment - Adult

Value	Label	Cases	Percentage
0	No	5521	92.1%
1	Yes	475	7.9%
Sysmiss		1034	

Warning: these figures indicate the number of cases found in the data file. They cannot be interpreted as summary statistics of the population of interest.

ic_calc_study_consent: Calculated Consented to Study

Information	[Type= discrete] [Format=numeric] [Range= 0-1] [Missing=*]
Statistics [NW/ W]	[Valid=5996 /-] [Invalid=1034 /-]

Value	Label	Cases	Percentage
0	No	2692	44.9%
1	Yes	3304	55.1%
Sysmiss		1034	

Warning: these figures indicate the number of cases found in the data file. They cannot be interpreted as summary statistics of the population of interest.

ic_calc_study_cons_dce: Calculated Consented to Discrete Choice Experiment

Information	[Type= discrete] [Format=numeric] [Range= 0-1] [Missing=*]
Statistics [NW/ W]	[Valid=5996 /-] [Invalid=1034 /-]

Value	Label	Cases	Percentage
0	No	5417	90.3%
1	Yes	579	9.7%
Sysmiss		1034	

Warning: these figures indicate the number of cases found in the data file. They cannot be interpreted as summary statistics of the population of interest.

ic_calc_sti_sample: Calculated Consented to collecting samples for STI Testing

Information	[Type= discrete] [Format=numeric] [Range= 0-1] [Missing=*]
Statistics [NW/ W]	[Valid=5996 /-] [Invalid=1034 /-]

Value	Label	Cases	Percentage
0	No	4408	73.5%
1	Yes	1588	26.5%
Sysmiss		1034	

Warning: these figures indicate the number of cases found in the data file. They cannot be interpreted as summary statistics of the population of interest.

ic_calc_storspec: Calculated Consented to Store collected Specimens

Information	[Type= discrete] [Format=numeric] [Range= 0-1] [Missing=*]
Statistics [NW/ W]	[Valid=5996 /-] [Invalid=1034 /-]

Value	Label	Cases	Percentage
0	No	2883	48.1%
1	Yes	3113	51.9%
Sysmiss		1034	

Warning: these figures indicate the number of cases found in the data file. They cannot be interpreted as summary statistics of the population of interest.

ic_calc_hiv_dbs: Calculated Consented to HIV Testing on DBS

Information	[Type= discrete] [Format=numeric] [Range= 0-1] [Missing=*]
Statistics [NW/ W]	[Valid=5996 /-] [Invalid=1034 /-]

Value	Label	Cases	Percentage
0	No	2774	46.3%

# ic_calc_hiv_dbs: Calculated Consented to HIV Testing on DBS			
Value	Label	Cases	Percentage
1	Yes	3222	53.7%
Sysmiss		1034	
<i>Warning: these figures indicate the number of cases found in the data file. They cannot be interpreted as summary statistics of the population of interest.</i>			
# ic_calc_vl_dbs: Calculated Consented to Viral Load (VL) Testing on DBS			
Information	[Type= discrete] [Format=numeric] [Range= 0-1] [Missing=*]		
Statistics [NW/ W]	[Valid=5996 /-] [Invalid=1034 /-]		
Value	Label	Cases	Percentage
0	No	2796	46.6%
1	Yes	3200	53.4%
Sysmiss		1034	
<i>Warning: these figures indicate the number of cases found in the data file. They cannot be interpreted as summary statistics of the population of interest.</i>			
# ic_calc_hiv_testing: Calculated Consented to Rapid HIV Testing			
Information	[Type= discrete] [Format=numeric] [Range= 0-1] [Missing=*]		
Statistics [NW/ W]	[Valid=5996 /-] [Invalid=1034 /-]		
Value	Label	Cases	Percentage
0	No	5277	88.0%
1	Yes	719	12.0%
Sysmiss		1034	
<i>Warning: these figures indicate the number of cases found in the data file. They cannot be interpreted as summary statistics of the population of interest.</i>			
# ic_calc_hiv_test_photo: Calculated Consented to photograph Rapid HIV Test Result			
Information	[Type= discrete] [Format=numeric] [Range= 0-1] [Missing=*]		
Statistics [NW/ W]	[Valid=5996 /-] [Invalid=1034 /-]		
Value	Label	Cases	Percentage
0	No	5303	88.4%
1	Yes	693	11.6%
Sysmiss		1034	
<i>Warning: these figures indicate the number of cases found in the data file. They cannot be interpreted as summary statistics of the population of interest.</i>			
# ic_calc_future_testing: Calculated Consented for Future Testing on collected Samples			
Information	[Type= discrete] [Format=numeric] [Range= 0-1] [Missing=*]		
Statistics [NW/ W]	[Valid=5996 /-] [Invalid=1034 /-]		
Value	Label	Cases	Percentage
0	No	2848	47.5%
1	Yes	3148	52.5%
Sysmiss		1034	
<i>Warning: these figures indicate the number of cases found in the data file. They cannot be interpreted as summary statistics of the population of interest.</i>			
# ie_quest_starttime: Questionnaire - Start time			
Information	[Type= discrete] [Format=character] [Missing=*]		
Statistics [NW/ W]	[Valid=3305 /-]		

# ie_inschool: Are you currently still in school?			
Information	[Type= discrete] [Format=numeric] [Range= 1-93] [Missing=*]		
Statistics [NW/ W]	[Valid=3305 /-] [Invalid=3725 /-]		
Value	Label	Cases	Percentage
1	Yes	1275	38.6%
2	No	2028	61.4%
93	Prefer not to answer	2	0.1%
Sysmiss		3725	
<i>Warning: these figures indicate the number of cases found in the data file. They cannot be interpreted as summary statistics of the population of interest.</i>			
# ie_schoolgrade: In which grade are you?(Grade 1 - 12)			
Information	[Type= discrete] [Format=character] [Missing=*]		
Statistics [NW/ W]	[Valid=1275 /-] [Invalid=0 /-]		
# ie_highlevledu: What is your highest level of education achieved / qualification ('attainment')			
Information	[Type= discrete] [Format=numeric] [Range= 0-98] [Missing=*]		
Statistics [NW/ W]	[Valid=2030 /-] [Invalid=5000 /-]		
Value	Label	Cases	Percentage
0	None	3	0.1%
1	Some Primary	33	1.6%
2	Some Secondary	481	23.7%
3	Completed secondary/matriculated	1355	66.7%
4	Certificate	63	3.1%
5	Diploma	41	2.0%
6	Bachelors degree	41	2.0%
7	Bachelors + Diploma	6	0.3%
8	Honours	2	0.1%
93	Prefer not to answer	5	0.2%
98	Don't know	0	
Sysmiss		5000	
<i>Warning: these figures indicate the number of cases found in the data file. They cannot be interpreted as summary statistics of the population of interest.</i>			
# ie_school_name: If still attending school: Which school do you attend			
Information	[Type= discrete] [Format=character] [Missing=*]		
Statistics [NW/ W]	[Valid=1275 /-] [Invalid=0 /-]		
# ie_partc_school_food_12m: Have you in the past 12months participated in School Nutrition Feeding Program a			
Information	[Type= discrete] [Format=numeric] [Range= 1-98] [Missing=*]		
Statistics [NW/ W]	[Valid=1275 /-] [Invalid=5755 /-]		
Value	Label	Cases	Percentage
1	Yes	1162	91.1%
2	No	113	8.9%
93	Prefer not to answer	0	
98	Don't know	0	
Sysmiss		5755	
<i>Warning: these figures indicate the number of cases found in the data file. They cannot be interpreted as summary statistics of the population of interest.</i>			
# ie_partc_school_food_evr: Have you ever participated in School Nutrition Feeding Program at school?			
Information	[Type= discrete] [Format=numeric] [Range= 1-98] [Missing=*]		

ie_partc_school_food_evr: Have you ever participated in School Nutrition Feeding Program at school?

Statistics [NW/ W] [Valid=113 /-] [Invalid=6917 /-]

Value	Label	Cases	Percentage
1	Yes	33	29.2%
2	No	80	70.8%
93	Prefer not to answer	0	
98	Don't know	0	
Sysmiss		6917	

Warning: these figures indicate the number of cases found in the data file. They cannot be interpreted as summary statistics of the population of interest.

ie_employed: Are you currently in full-time or part-time employment?

Information [Type= discrete] [Format=numeric] [Range= 1-98] [Missing=*]

Statistics [NW/ W] [Valid=3305 /-] [Invalid=3725 /-]

Value	Label	Cases	Percentage
1	Full-time employment	122	3.7%
2	No, not employed	1846	55.9%
3	Part-time employment	223	6.7%
4	Studying	1113	33.7%
93	Prefer not to answer	0	
98	Don't know	1	0.0%
Sysmiss		3725	

Warning: these figures indicate the number of cases found in the data file. They cannot be interpreted as summary statistics of the population of interest.

ie_granttype_1: Do you receive a government grant for yourself? Yes, child support

Information [Type= discrete] [Format=numeric] [Range= 1-98] [Missing=*]

Statistics [NW/ W] [Valid=755 /-] [Invalid=6275 /-]

Value	Label	Cases	Percentage
1	Yes, Child support	755	100.0%
2	No, none	0	
3	Yes, Foster Care	0	
4	Yes, Disability Care	0	
5	Yes, Old Age Pension	0	
6	Yes, Child Care	0	
93	Prefer not to answer	0	
96	Other, specify	0	
98	Don't know	0	
Sysmiss		6275	

Warning: these figures indicate the number of cases found in the data file. They cannot be interpreted as summary statistics of the population of interest.

ie_granttype_2: Do you receive a government grant for yourself? No, none

Information [Type= discrete] [Format=numeric] [Range= 1-98] [Missing=*]

Statistics [NW/ W] [Valid=1648 /-] [Invalid=5382 /-]

Value	Label	Cases	Percentage
1	Yes, Child support	0	
2	No, none	1648	100.0%
3	Yes, Foster Care	0	
4	Yes, Disability Care	0	
5	Yes, Old Age Pension	0	

ie_granttype_2: Do you receive a government grant for yourself? No, none

Value	Label	Cases	Percentage
6	Yes, Child Care	0	
93	Prefer not to answer	0	
96	Other, specify	0	
98	Don't know	0	
Sysmiss		5382	

Warning: these figures indicate the number of cases found in the data file. They cannot be interpreted as summary statistics of the population of interest.

ie_granttype_3: Do you receive a government grant for yourself? Yes, foster care

Information	[Type= discrete] [Format=numeric] [Range= 1-98] [Missing=*]
Statistics [NW/ W]	[Valid=328 /-] [Invalid=6702 /-]

Value	Label	Cases	Percentage
1	Yes, Child support	0	
2	No, none	0	
3	Yes, Foster Care	328	100.0%
4	Yes, Disability Care	0	
5	Yes, Old Age Pension	0	
6	Yes, Child Care	0	
93	Prefer not to answer	0	
96	Other, specify	0	
98	Don't know	0	
Sysmiss		6702	

Warning: these figures indicate the number of cases found in the data file. They cannot be interpreted as summary statistics of the population of interest.

ie_granttype_4: Do you receive a government grant for yourself? Yes, disability care

Information	[Type= discrete] [Format=numeric] [Range= 1-98] [Missing=*]
Statistics [NW/ W]	[Valid=15 /-] [Invalid=7015 /-]

Value	Label	Cases	Percentage
1	Yes, Child support	0	
2	No, none	0	
3	Yes, Foster Care	0	
4	Yes, Disability Care	15	100.0%
5	Yes, Old Age Pension	0	
6	Yes, Child Care	0	
93	Prefer not to answer	0	
96	Other, specify	0	
98	Don't know	0	
Sysmiss		7015	

Warning: these figures indicate the number of cases found in the data file. They cannot be interpreted as summary statistics of the population of interest.

ie_granttype_5: Do you receive a government grant for yourself? Yes, old age pension

Information	[Type= discrete] [Format=numeric] [Range= 1-98] [Missing=*]
Statistics [NW/ W]	[Valid=2 /-] [Invalid=7028 /-]

Value	Label	Cases	Percentage
1	Yes, Child support	0	
2	No, none	0	
3	Yes, Foster Care	0	

# ie_granttype_5: Do you receive a government grant for yourself? Yes, old age pension			
Value	Label	Cases	Percentage
4	Yes, Disability Care	0	
5	Yes, Old Age Pension	2	100.0%
6	Yes, Child Care	0	
93	Prefer not to answer	0	
96	Other, specify	0	
98	Don't know	0	
Sysmiss		7028	
<i>Warning: these figures indicate the number of cases found in the data file. They cannot be interpreted as summary statistics of the population of interest.</i>			
# ie_granttype_6: Do you receive a government grant for yourself? Yes, child care			
Information	[Type= discrete] [Format=numeric] [Range= 1-98] [Missing=*]		
Statistics [NW/ W]	[Valid=303 /-] [Invalid=6727 /-]		
Value	Label	Cases	Percentage
1	Yes, Child support	0	
2	No, none	0	
3	Yes, Foster Care	0	
4	Yes, Disability Care	0	
5	Yes, Old Age Pension	0	
6	Yes, Child Care	303	100.0%
93	Prefer not to answer	0	
96	Other, specify	0	
98	Don't know	0	
Sysmiss		6727	
<i>Warning: these figures indicate the number of cases found in the data file. They cannot be interpreted as summary statistics of the population of interest.</i>			
# ie_granttype_96: Do you receive a government grant for yourself? Other, specify			
Information	[Type= discrete] [Format=numeric] [Range= 1-98] [Missing=*]		
Statistics [NW/ W]	[Valid=498 /-] [Invalid=6532 /-]		
Value	Label	Cases	Percentage
1	Yes, Child support	0	
2	No, none	0	
3	Yes, Foster Care	0	
4	Yes, Disability Care	0	
5	Yes, Old Age Pension	0	
6	Yes, Child Care	0	
93	Prefer not to answer	0	
96	Other, specify	498	100.0%
98	Don't know	0	
Sysmiss		6532	
<i>Warning: these figures indicate the number of cases found in the data file. They cannot be interpreted as summary statistics of the population of interest.</i>			
# ie_granttype_98: Do you receive a government grant for yourself? Dont know			
Information	[Type= discrete] [Format=numeric] [Range= 1-98] [Missing=*]		
Statistics [NW/ W]	[Valid=4 /-] [Invalid=7026 /-]		
Value	Label	Cases	Percentage
1	Yes, Child support	0	

ie_granttype_98: Do you receive a government grant for yourself? Dont know

Value	Label	Cases	Percentage
2	No, none	0	
3	Yes, Foster Care	0	
4	Yes, Disability Care	0	
5	Yes, Old Age Pension	0	
6	Yes, Child Care	0	
93	Prefer not to answer	0	
96	Other, specify	0	
98	Don't know	4	100.0%
Sysmiss		7026	

Warning: these figures indicate the number of cases found in the data file. They cannot be interpreted as summary statistics of the population of interest.

ie_granttype_93: Do you receive a government grant for yourself? Prefer not to answer

Information	[Type= discrete] [Format=numeric] [Range= 1-98] [Missing=*]
Statistics [NW/ W]	[Valid=0 /-] [Invalid=7030 /-]

Value	Label	Cases	Percentage
1	Yes, Child support	0	
2	No, none	0	
3	Yes, Foster Care	0	
4	Yes, Disability Care	0	
5	Yes, Old Age Pension	0	
6	Yes, Child Care	0	
93	Prefer not to answer	0	
96	Other, specify	0	
98	Don't know	0	
Sysmiss		7030	

Warning: these figures indicate the number of cases found in the data file. They cannot be interpreted as summary statistics of the population of interest.

ie_grantoth: Please specify information on the other grant/s

Information	[Type= discrete] [Format=character] [Missing=*]
Statistics [NW/ W]	[Valid=498 /-] [Invalid=0 /-]

ie_foodfreq: In the last 12 months did your household skip or cut meals due to lack of money?

Information	[Type= discrete] [Format=numeric] [Range= 1-93] [Missing=*]
Statistics [NW/ W]	[Valid=3305 /-] [Invalid=3725 /-]

Value	Label	Cases	Percentage
1	Yes	1074	32.5%
2	No	2228	67.4%
93	Prefer not to answer	3	0.1%
Sysmiss		3725	

Warning: these figures indicate the number of cases found in the data file. They cannot be interpreted as summary statistics of the population of interest.

ie_foodfreqskip: How often did this happen?

Information	[Type= discrete] [Format=numeric] [Range= 1-93] [Missing=*]
Statistics [NW/ W]	[Valid=1074 /-] [Invalid=5956 /-]

Value	Label	Cases	Percentage
1	Every month	588	54.7%

ie_foodfreqskip: How often did this happen?

Value	Label	Cases	Percentage
2	Some months	451	42.0%
3	Once or twice a month	32	3.0%
93	Prefer not to answer	3	0.3%
Sysmiss		5956	

Warning: these figures indicate the number of cases found in the data file. They cannot be interpreted as summary statistics of the population of interest.

ie_quest_stoptime: Questionnaire - Stop time

Information	[Type= discrete] [Format=character] [Missing=*]
Statistics [NW/ W]	[Valid=3304 /-]

dm_quest_starttime: Questionnaire - Start time

Information	[Type= discrete] [Format=character] [Missing=*]
Statistics [NW/ W]	[Valid=3304 /-]

dm_partc_thetha_prog_12m: Have you participated in Thetha Nami / Peer Navigator in the last 12 months?

Information	[Type= discrete] [Format=numeric] [Range= 1-98] [Missing=*]
Statistics [NW/ W]	[Valid=3304 /-] [Invalid=3726 /-]

Value	Label	Cases	Percentage
1	Yes	875	26.5%
2	No	2396	72.5%
93	Prefer not to answer	1	0.0%
98	Don't know	32	1.0%
Sysmiss		3726	

Warning: these figures indicate the number of cases found in the data file. They cannot be interpreted as summary statistics of the population of interest.

dm_supp_thetha_prog_12m_1: What support did you receive? Sexual reproductive health information

Information	[Type= discrete] [Format=numeric] [Range= 1-96] [Missing=*]
Statistics [NW/ W]	[Valid=606 /-] [Invalid=6424 /-]

Value	Label	Cases	Percentage
1	Sexual reproductive health information	606	100.0%
2	Condoms	0	
3	Referral to clinic	0	
4	Support/reminders for clinic visit	0	
5	Referral to social worker	0	
6	Support with getting Voter ID	0	
7	Support with getting Social grants	0	
8	Educational support	0	
9	Legal support	0	
10	Friendship from a peer navigator	0	
11	Safe space	0	
96	Other	0	
Sysmiss		6424	

Warning: these figures indicate the number of cases found in the data file. They cannot be interpreted as summary statistics of the population of interest.

dm_supp_thetha_prog_12m_2: What support did you receive? Condoms

Information	[Type= discrete] [Format=numeric] [Range= 1-96] [Missing=*]
Statistics [NW/ W]	[Valid=479 /-] [Invalid=6551 /-]

dm_supp_thetha_prog_12m_2: What support did you receive? Condoms

Value	Label	Cases	Percentage
1	Sexual reproductive health information	0	
2	Condoms	479	100.0%
3	Referral to clinic	0	
4	Support/reminders for clinic visit	0	
5	Referral to social worker	0	
6	Support with getting Voter ID	0	
7	Support with getting Social grants	0	
8	Educational support	0	
9	Legal support	0	
10	Friendship from a peer navigator	0	
11	Safe space	0	
96	Other	0	
Sysmiss		6551	

Warning: these figures indicate the number of cases found in the data file. They cannot be interpreted as summary statistics of the population of interest.

dm_supp_thetha_prog_12m_3: What support did you receive? Referral to clinic

Information	[Type= discrete] [Format=numeric] [Range= 1-96] [Missing=*]
Statistics [NW/ W]	[Valid=594 /-] [Invalid=6436 /-]

Value	Label	Cases	Percentage
1	Sexual reproductive health information	0	
2	Condoms	0	
3	Referral to clinic	594	100.0%
4	Support/reminders for clinic visit	0	
5	Referral to social worker	0	
6	Support with getting Voter ID	0	
7	Support with getting Social grants	0	
8	Educational support	0	
9	Legal support	0	
10	Friendship from a peer navigator	0	
11	Safe space	0	
96	Other	0	
Sysmiss		6436	

Warning: these figures indicate the number of cases found in the data file. They cannot be interpreted as summary statistics of the population of interest.

dm_supp_thetha_prog_12m_4: What support did you receive? Support/reminders for clinic visit

Information	[Type= discrete] [Format=numeric] [Range= 1-96] [Missing=*]
Statistics [NW/ W]	[Valid=60 /-] [Invalid=6970 /-]

Value	Label	Cases	Percentage
1	Sexual reproductive health information	0	
2	Condoms	0	
3	Referral to clinic	0	
4	Support/reminders for clinic visit	60	100.0%
5	Referral to social worker	0	
6	Support with getting Voter ID	0	
7	Support with getting Social grants	0	

dm_supp_thetha_prog_12m_4: What support did you receive? Support/reminders for clinic visit

Value	Label	Cases	Percentage
8	Educational support	0	
9	Legal support	0	
10	Friendship from a peer navigator	0	
11	Safe space	0	
96	Other	0	
Sysmiss		6970	

Warning: these figures indicate the number of cases found in the data file. They cannot be interpreted as summary statistics of the population of interest.

dm_supp_thetha_prog_12m_5: What support did you receive? Referral to social worker

Information	[Type= discrete] [Format=numeric] [Range= 1-96] [Missing=*]
--------------------	---

Statistics [NW/ W]	[Valid=15 /-] [Invalid=7015 /-]
---------------------------	---------------------------------

Value	Label	Cases	Percentage
1	Sexual reproductive health information	0	
2	Condoms	0	
3	Referral to clinic	0	
4	Support/reminders for clinic visit	0	
5	Referral to social worker	15	100.0%
6	Support with getting Voter ID	0	
7	Support with getting Social grants	0	
8	Educational support	0	
9	Legal support	0	
10	Friendship from a peer navigator	0	
11	Safe space	0	
96	Other	0	
Sysmiss		7015	

Warning: these figures indicate the number of cases found in the data file. They cannot be interpreted as summary statistics of the population of interest.

dm_supp_thetha_prog_12m_6: What support did you receive? Support with getting Voter ID

Information	[Type= discrete] [Format=numeric] [Range= 1-96] [Missing=*]
--------------------	---

Statistics [NW/ W]	[Valid=5 /-] [Invalid=7025 /-]
---------------------------	--------------------------------

Value	Label	Cases	Percentage
1	Sexual reproductive health information	0	
2	Condoms	0	
3	Referral to clinic	0	
4	Support/reminders for clinic visit	0	
5	Referral to social worker	0	
6	Support with getting Voter ID	5	100.0%
7	Support with getting Social grants	0	
8	Educational support	0	
9	Legal support	0	
10	Friendship from a peer navigator	0	
11	Safe space	0	
96	Other	0	
Sysmiss		7025	

Warning: these figures indicate the number of cases found in the data file. They cannot be interpreted as summary statistics of the population of interest.

# dm_supp_thetha_prog_12m_7: What support did you receive? Support with getting Social grants			
Information		[Type= discrete] [Format=numeric] [Range= 1-96] [Missing=*]	
Statistics [NW/ W]		[Valid=6 /-] [Invalid=7024 /-]	
Value	Label	Cases	Percentage
1	Sexual reproductive health information	0	
2	Condoms	0	
3	Referral to clinic	0	
4	Support/reminders for clinic visit	0	
5	Referral to social worker	0	
6	Support with getting Voter ID	0	
7	Support with getting Social grants	6	100.0%
8	Educational support	0	
9	Legal support	0	
10	Friendship from a peer navigator	0	
11	Safe space	0	
96	Other	0	
Sysmiss		7024	
<i>Warning: these figures indicate the number of cases found in the data file. They cannot be interpreted as summary statistics of the population of interest.</i>			
# dm_supp_thetha_prog_12m_8: What support did you receive? Educational support			
Information		[Type= discrete] [Format=numeric] [Range= 1-96] [Missing=*]	
Statistics [NW/ W]		[Valid=54 /-] [Invalid=6976 /-]	
Value	Label	Cases	Percentage
1	Sexual reproductive health information	0	
2	Condoms	0	
3	Referral to clinic	0	
4	Support/reminders for clinic visit	0	
5	Referral to social worker	0	
6	Support with getting Voter ID	0	
7	Support with getting Social grants	0	
8	Educational support	54	100.0%
9	Legal support	0	
10	Friendship from a peer navigator	0	
11	Safe space	0	
96	Other	0	
Sysmiss		6976	
<i>Warning: these figures indicate the number of cases found in the data file. They cannot be interpreted as summary statistics of the population of interest.</i>			
# dm_supp_thetha_prog_12m_9: What support did you receive? Legal support			
Information		[Type= discrete] [Format=numeric] [Range= 1-96] [Missing=*]	
Statistics [NW/ W]		[Valid=9 /-] [Invalid=7021 /-]	
Value	Label	Cases	Percentage
1	Sexual reproductive health information	0	
2	Condoms	0	
3	Referral to clinic	0	
4	Support/reminders for clinic visit	0	
5	Referral to social worker	0	

dm_supp_thetha_prog_12m_9: What support did you receive? Legal support

Value	Label	Cases	Percentage
6	Support with getting Voter ID	0	
7	Support with getting Social grants	0	
8	Educational support	0	
9	Legal support	9	100.0%
10	Friendship from a peer navigator	0	
11	Safe space	0	
96	Other	0	
Sysmiss		7021	

Warning: these figures indicate the number of cases found in the data file. They cannot be interpreted as summary statistics of the population of interest.

dm_supp_thetha_prog_12m_10: What support did you receive? Friendship from a peer navigator

Information	[Type= discrete] [Format=numeric] [Range= 1-96] [Missing=*]
Statistics [NW/ W]	[Valid=252 /-] [Invalid=6778 /-]

Value	Label	Cases	Percentage
1	Sexual reproductive health information	0	
2	Condoms	0	
3	Referral to clinic	0	
4	Support/reminders for clinic visit	0	
5	Referral to social worker	0	
6	Support with getting Voter ID	0	
7	Support with getting Social grants	0	
8	Educational support	0	
9	Legal support	0	
10	Friendship from a peer navigator	252	100.0%
11	Safe space	0	
96	Other	0	
Sysmiss		6778	

Warning: these figures indicate the number of cases found in the data file. They cannot be interpreted as summary statistics of the population of interest.

dm_supp_thetha_prog_12m_11: What support did you receive? Safe space

Information	[Type= discrete] [Format=numeric] [Range= 1-96] [Missing=*]
Statistics [NW/ W]	[Valid=77 /-] [Invalid=6953 /-]

Value	Label	Cases	Percentage
1	Sexual reproductive health information	0	
2	Condoms	0	
3	Referral to clinic	0	
4	Support/reminders for clinic visit	0	
5	Referral to social worker	0	
6	Support with getting Voter ID	0	
7	Support with getting Social grants	0	
8	Educational support	0	
9	Legal support	0	
10	Friendship from a peer navigator	0	
11	Safe space	77	100.0%
96	Other	0	
Sysmiss		6953	

# dm_supp_thetha_prog_12m_11: What support did you receive? Safe space			
<i>Warning: these figures indicate the number of cases found in the data file. They cannot be interpreted as summary statistics of the population of interest.</i>			
# dm_supp_thetha_prog_12m_96: What support did you receive? Other			
Information		[Type= discrete] [Format=numeric] [Range= 1-96] [Missing=*]	
Statistics [NW/ W]		[Valid=212 /-] [Invalid=6818 /-]	
Value	Label	Cases	Percentage
1	Sexual reproductive health information	0	
2	Condoms	0	
3	Referral to clinic	0	
4	Support/reminders for clinic visit	0	
5	Referral to social worker	0	
6	Support with getting Voter ID	0	
7	Support with getting Social grants	0	
8	Educational support	0	
9	Legal support	0	
10	Friendship from a peer navigator	0	
11	Safe space	0	
96	Other	212	100.0%
Sysmiss		6818	
<i>Warning: these figures indicate the number of cases found in the data file. They cannot be interpreted as summary statistics of the population of interest.</i>			
# dm_reco_thetha_prog_12m: How likely are you to recommend your peer navigator to a friend?			
Information		[Type= discrete] [Format=numeric] [Range= 1-4] [Missing=*]	
Statistics [NW/ W]		[Valid=876 /-] [Invalid=6154 /-]	
Value	Label	Cases	Percentage
1	Very likely	719	82.1%
2	Likely	139	15.9%
3	Somewhat likely	16	1.8%
4	Not likely	2	0.2%
Sysmiss		6154	
<i>Warning: these figures indicate the number of cases found in the data file. They cannot be interpreted as summary statistics of the population of interest.</i>			
# dm_partc_isisem_prog_12m: Have you attended Isisekelo Sempilo or Thetha Nami clinics in the last 12 months			
Information		[Type= discrete] [Format=numeric] [Range= 1-98] [Missing=*]	
Statistics [NW/ W]		[Valid=3304 /-] [Invalid=3726 /-]	
Value	Label	Cases	Percentage
1	Yes	828	25.1%
2	No	2469	74.7%
93	Prefer not to answer	1	0.0%
98	Don't know	6	0.2%
Sysmiss		3726	
<i>Warning: these figures indicate the number of cases found in the data file. They cannot be interpreted as summary statistics of the population of interest.</i>			
# dm_partc_mentor_prog_12m: Have you participated in the mentor program (ages 15â€“24): safe spaces youth gr			
Information		[Type= discrete] [Format=numeric] [Range= 1-98] [Missing=*]	
Statistics [NW/ W]		[Valid=3304 /-] [Invalid=3726 /-]	

dm_partc_mentor_prog_12m: Have you participated in the mentor program (ages 15â€“24): safe spaces youth gr

Value	Label	Cases	Percentage
1	Yes	503	15.2%
2	No	2786	84.3%
93	Prefer not to answer	0	
98	Don't know	15	0.5%
Systemmiss		3726	

Warning: these figures indicate the number of cases found in the data file. They cannot be interpreted as summary statistics of the population of interest.

dm_partc_sch_edu_prog_12m: Have you participated in HIV/ life skills educ/ safer choices at school in the l

Information	[Type= discrete] [Format=numeric] [Range= 1-98] [Missing=*]
--------------------	---

Statistics [NW/ W]	[Valid=1276 /-] [Invalid=5754 /-]
---------------------------	-----------------------------------

Value	Label	Cases	Percentage
1	Yes	923	72.3%
2	No	345	27.0%
93	Prefer not to answer	0	
98	Don't know	8	0.6%
Systemmiss		5754	

Warning: these figures indicate the number of cases found in the data file. They cannot be interpreted as summary statistics of the population of interest.

dm_quest_stoptime: Questionnaire - Stop time

Information	[Type= discrete] [Format=character] [Missing=*]
--------------------	---

Statistics [NW/ W]	[Valid=3304 /-]
---------------------------	-----------------

mv_quest_starttime: Questionnaire - Start time

Information	[Type= discrete] [Format=character] [Missing=*]
--------------------	---

Statistics [NW/ W]	[Valid=3304 /-]
---------------------------	-----------------

mv_confide_violence: Is there someone in your community you could confide in about domestic violence?

Information	[Type= discrete] [Format=numeric] [Range= 1-93] [Missing=*]
--------------------	---

Statistics [NW/ W]	[Valid=3305 /-] [Invalid=3725 /-]
---------------------------	-----------------------------------

Value	Label	Cases	Percentage
1	I agree	2402	72.7%
2	I do not agree	899	27.2%
93	Prefer not to answer	4	0.1%
Systemmiss		3725	

Warning: these figures indicate the number of cases found in the data file. They cannot be interpreted as summary statistics of the population of interest.

mv_have_crisis_plan: Do you have a tested plan for what to do in a crisis?

Information	[Type= discrete] [Format=numeric] [Range= 1-93] [Missing=*]
--------------------	---

Statistics [NW/ W]	[Valid=3304 /-] [Invalid=3726 /-]
---------------------------	-----------------------------------

Value	Label	Cases	Percentage
1	Yes	1407	42.6%
2	No	1895	57.4%
93	Prefer not to answer	2	0.1%
Systemmiss		3726	

Warning: these figures indicate the number of cases found in the data file. They cannot be interpreted as summary statistics of the population of interest.

# mv_have_safeplace_stay: Do you have a safe place to stay if you have a problem or emergency?			
Information		[Type= discrete] [Format=numeric] [Range= 1-93] [Missing=*]	
Statistics [NW/ W]		[Valid=3305 /-] [Invalid=3725 /-]	
Value	Label	Cases	Percentage
1	Yes	2171	65.7%
2	No	1131	34.2%
93	Prefer not to answer	3	0.1%
Sysmiss		3725	
<i>Warning: these figures indicate the number of cases found in the data file. They cannot be interpreted as summary statistics of the population of interest.</i>			
# mv_phq9_ment01: Little interest or pleasure in doing things			
Information		[Type= discrete] [Format=numeric] [Range= 0-3] [Missing=*]	
Statistics [NW/ W]		[Valid=3304 /-] [Invalid=3726 /-]	
Value	Label	Cases	Percentage
0	Not at all	2834	85.8%
1	Several days	220	6.7%
2	More than half the days	69	2.1%
3	Nearly every day	181	5.5%
Sysmiss		3726	
<i>Warning: these figures indicate the number of cases found in the data file. They cannot be interpreted as summary statistics of the population of interest.</i>			
# mv_phq9_ment02: Feeling down, depressed, or hopeless			
Information		[Type= discrete] [Format=numeric] [Range= 0-3] [Missing=*]	
Statistics [NW/ W]		[Valid=3305 /-] [Invalid=3725 /-]	
Value	Label	Cases	Percentage
0	Not at all	2792	84.5%
1	Several days	369	11.2%
2	More than half the days	74	2.2%
3	Nearly every day	70	2.1%
Sysmiss		3725	
<i>Warning: these figures indicate the number of cases found in the data file. They cannot be interpreted as summary statistics of the population of interest.</i>			
# mv_phq9_ment03: Trouble falling or staying asleep, or sleeping too much			
Information		[Type= discrete] [Format=numeric] [Range= 0-3] [Missing=*]	
Statistics [NW/ W]		[Valid=3305 /-] [Invalid=3725 /-]	
Value	Label	Cases	Percentage
0	Not at all	2806	84.9%
1	Several days	352	10.7%
2	More than half the days	91	2.8%
3	Nearly every day	56	1.7%
Sysmiss		3725	
<i>Warning: these figures indicate the number of cases found in the data file. They cannot be interpreted as summary statistics of the population of interest.</i>			
# mv_phq9_ment04: Feeling tired or having little energy			
Information		[Type= discrete] [Format=numeric] [Range= 0-3] [Missing=*]	
Statistics [NW/ W]		[Valid=3305 /-] [Invalid=3725 /-]	
Value	Label	Cases	Percentage
0	Not at all	2829	85.6%

# mv_phq9_ment04: Feeling tired or having little energy			
Value	Label	Cases	Percentage
1	Several days	338	10.2%
2	More than half the days	74	2.2%
3	Nearly every day	64	1.9%
Sysmiss		3725	
<i>Warning: these figures indicate the number of cases found in the data file. They cannot be interpreted as summary statistics of the population of interest.</i>			
# mv_phq9_ment05: Poor appetite or overeating			
Information	[Type= discrete] [Format=numeric] [Range= 0-3] [Missing=*]		
Statistics [NW/ W]	[Valid=3305 /-] [Invalid=3725 /-]		
Value	Label	Cases	Percentage
0	Not at all	2929	88.6%
1	Several days	243	7.4%
2	More than half the days	50	1.5%
3	Nearly every day	83	2.5%
Sysmiss		3725	
<i>Warning: these figures indicate the number of cases found in the data file. They cannot be interpreted as summary statistics of the population of interest.</i>			
# mv_phq9_ment06: Do you feel bad about yourself or that you've let yourself family dow			
Information	[Type= discrete] [Format=numeric] [Range= 0-3] [Missing=*]		
Statistics [NW/ W]	[Valid=3304 /-] [Invalid=3726 /-]		
Value	Label	Cases	Percentage
0	Not at all	3046	92.2%
1	Several days	178	5.4%
2	More than half the days	31	0.9%
3	Nearly every day	49	1.5%
Sysmiss		3726	
<i>Warning: these figures indicate the number of cases found in the data file. They cannot be interpreted as summary statistics of the population of interest.</i>			
# mv_phq9_ment07: Do you have trouble concentrating on things like reading or watching TV?			
Information	[Type= discrete] [Format=numeric] [Range= 0-3] [Missing=*]		
Statistics [NW/ W]	[Valid=3302 /-] [Invalid=3728 /-]		
Value	Label	Cases	Percentage
0	Not at all	3084	93.4%
1	Several days	138	4.2%
2	More than half the days	37	1.1%
3	Nearly every day	43	1.3%
Sysmiss		3728	
<i>Warning: these figures indicate the number of cases found in the data file. They cannot be interpreted as summary statistics of the population of interest.</i>			

# mv_phq9_ment09: Thoughts that you would be better off dead or of hurting yourself in some way			
Information	[Type= discrete] [Format=numeric] [Range= 0-3] [Missing=*]		
Statistics [NW/ W]	[Valid=3301 /-] [Invalid=3729 /-]		
Value	Label	Cases	Percentage
0	Not at all	3200	96.9%
1	Several days	71	2.2%
2	More than half the days	12	0.4%
3	Nearly every day	18	0.5%
Sysmiss		3729	
<i>Warning: these figures indicate the number of cases found in the data file. They cannot be interpreted as summary statistics of the population of interest.</i>			
# mv_phq9_ment08: Are you moving/speaking unusually slowly or unusually fidgety restless?			
Information	[Type= discrete] [Format=numeric] [Range= 0-3] [Missing=*]		
Statistics [NW/ W]	[Valid=3301 /-] [Invalid=3729 /-]		
Value	Label	Cases	Percentage
0	Not at all	3179	96.3%
1	Several days	89	2.7%
2	More than half the days	13	0.4%
3	Nearly every day	20	0.6%
Sysmiss		3729	
<i>Warning: these figures indicate the number of cases found in the data file. They cannot be interpreted as summary statistics of the population of interest.</i>			
# mv_quest_stoptime: Questionnaire - Stop time			
Information	[Type= discrete] [Format=character] [Missing=*]		
Statistics [NW/ W]	[Valid=3305 /-]		
# hq_quest_starttime: Questionnaire - Start time			
Information	[Type= discrete] [Format=character] [Missing=*]		
Statistics [NW/ W]	[Valid=3305 /-]		
# hq_sti_pain_urin: Pain passing urine			
Information	[Type= discrete] [Format=numeric] [Range= 1-2] [Missing=*]		
Statistics [NW/ W]	[Valid=3305 /-] [Invalid=3725 /-]		
Value	Label	Cases	Percentage
1	Yes	192	5.8%
2	No	3113	94.2%
Sysmiss		3725	
<i>Warning: these figures indicate the number of cases found in the data file. They cannot be interpreted as summary statistics of the population of interest.</i>			
# hq_sti_vag_disch: Vaginal discharge			
Information	[Type= discrete] [Format=numeric] [Range= 1-2] [Missing=*]		
Statistics [NW/ W]	[Valid=1769 /-] [Invalid=5261 /-]		
Value	Label	Cases	Percentage
1	Yes	319	18.0%
2	No	1450	82.0%
Sysmiss		5261	
<i>Warning: these figures indicate the number of cases found in the data file. They cannot be interpreted as summary statistics of the population of interest.</i>			

# hq_sti_labdom_pain: Lower abdominal pain			
Information	[Type= discrete] [Format=numeric] [Range= 1-2] [Missing=*]		
Statistics [NW/ W]	[Valid=3305 /-] [Invalid=3725 /-]		
Value	Label	Cases	Percentage
1	Yes	357	10.8%
2	No	2948	89.2%
Sysmiss		3725	
<i>Warning: these figures indicate the number of cases found in the data file. They cannot be interpreted as summary statistics of the population of interest.</i>			
# hq_sti_blist_sore: Genitals blisters or sores			
Information	[Type= discrete] [Format=numeric] [Range= 1-2] [Missing=*]		
Statistics [NW/ W]	[Valid=3305 /-] [Invalid=3725 /-]		
Value	Label	Cases	Percentage
1	Yes	85	2.6%
2	No	3220	97.4%
Sysmiss		3725	
<i>Warning: these figures indicate the number of cases found in the data file. They cannot be interpreted as summary statistics of the population of interest.</i>			
# hq_sti_lump_bump: Genitals lumps and bumps			
Information	[Type= discrete] [Format=numeric] [Range= 1-2] [Missing=*]		
Statistics [NW/ W]	[Valid=3304 /-] [Invalid=3726 /-]		
Value	Label	Cases	Percentage
1	Yes	34	1.0%
2	No	3270	99.0%
Sysmiss		3726	
<i>Warning: these figures indicate the number of cases found in the data file. They cannot be interpreted as summary statistics of the population of interest.</i>			
# hq_sti_uret_disch: Urethral discharge			
Information	[Type= discrete] [Format=numeric] [Range= 1-2] [Missing=*]		
Statistics [NW/ W]	[Valid=1537 /-] [Invalid=5493 /-]		
Value	Label	Cases	Percentage
1	Yes	77	5.0%
2	No	1460	95.0%
Sysmiss		5493	
<i>Warning: these figures indicate the number of cases found in the data file. They cannot be interpreted as summary statistics of the population of interest.</i>			
# hq_sti_swel_groin: Swelling in the groin			
Information	[Type= discrete] [Format=numeric] [Range= 1-2] [Missing=*]		
Statistics [NW/ W]	[Valid=3303 /-] [Invalid=3727 /-]		
Value	Label	Cases	Percentage
1	Yes	57	1.7%
2	No	3246	98.3%
Sysmiss		3727	
<i>Warning: these figures indicate the number of cases found in the data file. They cannot be interpreted as summary statistics of the population of interest.</i>			
# hq_sti_itching: Genital itching			
Information	[Type= discrete] [Format=numeric] [Range= 1-2] [Missing=*]		
Statistics [NW/ W]	[Valid=3303 /-] [Invalid=3727 /-]		

# hq_sti_itching: Genital itching			
Value	Label	Cases	Percentage
1	Yes	220	6.7%
2	No	3083	93.3%
Sysmiss		3727	
<i>Warning: these figures indicate the number of cases found in the data file. They cannot be interpreted as summary statistics of the population of interest.</i>			
# hq_sti_scrot_swel: Scrotal swelling			
Information		[Type= discrete] [Format=numeric] [Range= 1-2] [Missing=*]	
Statistics [NW/ W]		[Valid=1537 /-] [Invalid=5493 /-]	
Value	Label	Cases	Percentage
1	Yes	3	0.2%
2	No	1534	99.8%
Sysmiss		5493	
<i>Warning: these figures indicate the number of cases found in the data file. They cannot be interpreted as summary statistics of the population of interest.</i>			
# hq_sti_other: Other			
Information		[Type= discrete] [Format=numeric] [Range= 1-2] [Missing=*]	
Statistics [NW/ W]		[Valid=3298 /-] [Invalid=3732 /-]	
Value	Label	Cases	Percentage
1	Yes	5	0.2%
2	No	3293	99.8%
Sysmiss		3732	
<i>Warning: these figures indicate the number of cases found in the data file. They cannot be interpreted as summary statistics of the population of interest.</i>			
# hq_recv_hivresult: Have you ever received a test result for HIV?			
Information		[Type= discrete] [Format=numeric] [Range= 1-93] [Missing=*]	
Statistics [NW/ W]		[Valid=3305 /-] [Invalid=3725 /-]	
Value	Label	Cases	Percentage
1	Yes	2720	82.3%
2	No	578	17.5%
93	Prefer not to answer	7	0.2%
Sysmiss		3725	
<i>Warning: these figures indicate the number of cases found in the data file. They cannot be interpreted as summary statistics of the population of interest.</i>			
# hq_reas_no_hivtestoth: Please specify details on the other reason for not getting tested for HIV:			
Information		[Type= discrete] [Format=character] [Missing=*]	
Statistics [NW/ W]		[Valid=0 /-] [Invalid=0 /-]	
# hq_hiv_testwhere: Where did your last HIV test take place?			
Information		[Type= discrete] [Format=numeric] [Range= 1-96] [Missing=*]	
Statistics [NW/ W]		[Valid=2720 /-] [Invalid=4310 /-]	
Value	Label	Cases	Percentage
1	Isisekelo Sempilo / Thetha Nami Clinic	292	10.7%
2	Thetha Nami peer navigator	1	0.0%
3	DoH/Primary Care Clinic	1371	50.4%
4	Private Doctor	11	0.4%
5	Pharmacy	1	0.0%

# hq_hiv_testwhere: Where did your last HIV test take place?			
Value	Label	Cases	Percentage
6	EDI	1	0.0%
7	Ezibayeni	0	
8	Unyezi	0	
9	Isikondlakondla	0	
10	DoE	182	6.7%
11	Mphilonhle	7	0.3%
12	Star for Life	1	0.0%
13	AHRI at home	811	29.8%
14	AHRI CTU	17	0.6%
96	Other	25	0.9%
Sysmiss		4310	
<i>Warning: these figures indicate the number of cases found in the data file. They cannot be interpreted as summary statistics of the population of interest.</i>			
# hq_hiv_testwhereoth: Please specify detail on the other place where you were tested for HIV:			
Information	[Type= discrete] [Format=character] [Missing=*]		
Statistics [NW/ W]	[Valid=25 /-] [Invalid=0 /-]		
# hq_pos_hivresult: Have you ever had a positive HIV test result?			
Information	[Type= discrete] [Format=numeric] [Range= 1-93] [Missing=*]		
Statistics [NW/ W]	[Valid=2720 /-] [Invalid=4310 /-]		
Value	Label	Cases	Percentage
1	Yes	297	10.9%
2	No	2417	88.9%
93	Prefer not to answer	6	0.2%
Sysmiss		4310	
<i>Warning: these figures indicate the number of cases found in the data file. They cannot be interpreted as summary statistics of the population of interest.</i>			
# hq_firstposresult: When was your first positive test result?			
Information	[Type= discrete] [Format=numeric] [Range= 2-93] [Missing=*]		
Statistics [NW/ W]	[Valid=297 /-] [Invalid=6733 /-]		
Value	Label	Cases	Percentage
2	More than one year	266	89.6%
3	Less than one year	29	9.8%
93	Prefer not to answer	2	0.7%
Sysmiss		6733	
<i>Warning: these figures indicate the number of cases found in the data file. They cannot be interpreted as summary statistics of the population of interest.</i>			
# hq_lastneghivresult: When was your last negative test result?			
Information	[Type= discrete] [Format=numeric] [Range= 2-98] [Missing=*]		
Statistics [NW/ W]	[Valid=2719 /-] [Invalid=4311 /-]		
Value	Label	Cases	Percentage
2	More than one year	1226	45.1%
3	Less than one year	1449	53.3%
4	I never got the results	42	1.5%
93	Prefer not to answer	0	
98	Don't know	2	0.1%

# hq_lastneghivresult: When was your last negative test result?			
Value	Label	Cases	Percentage
Sysmiss		4311	
<i>Warning: these figures indicate the number of cases found in the data file. They cannot be interpreted as summary statistics of the population of interest.</i>			
# hq_refertreatm: Were you referred to HIV treatment services?			
Information	[Type= discrete] [Format=numeric] [Range= 1-93] [Missing=*]		
Statistics [NW/ W]	[Valid=297 /-] [Invalid=6733 /-]		
Value	Label	Cases	Percentage
1	Yes	292	98.3%
2	No	5	1.7%
93	Prefer not to answer	0	
Sysmiss		6733	
<i>Warning: these figures indicate the number of cases found in the data file. They cannot be interpreted as summary statistics of the population of interest.</i>			
# hq_prev_arttreat: Have you ever taken ART for your own health?			
Information	[Type= discrete] [Format=numeric] [Range= 1-93] [Missing=*]		
Statistics [NW/ W]	[Valid=297 /-] [Invalid=6733 /-]		
Value	Label	Cases	Percentage
1	Yes	283	95.3%
2	No	14	4.7%
93	Prefer not to answer	0	
Sysmiss		6733	
<i>Warning: these figures indicate the number of cases found in the data file. They cannot be interpreted as summary statistics of the population of interest.</i>			
# hq_art_takenmtct: Have you ever taken ART to prevent Mother To Child Transmission (MTCT)?			
Information	[Type= discrete] [Format=numeric] [Range= 1-93] [Missing=*]		
Statistics [NW/ W]	[Valid=251 /-] [Invalid=6779 /-]		
Value	Label	Cases	Percentage
1	Yes	172	68.5%
2	No	78	31.1%
93	Prefer not to answer	1	0.4%
Sysmiss		6779	
<i>Warning: these figures indicate the number of cases found in the data file. They cannot be interpreted as summary statistics of the population of interest.</i>			
# hq_start_arttreat: When did you first start ART?			
Information	[Type= discrete] [Format=numeric] [Range= 2-3] [Missing=*]		
Statistics [NW/ W]	[Valid=283 /-] [Invalid=6747 /-]		
Value	Label	Cases	Percentage
2	More than one year	264	93.3%
3	Less than one year	19	6.7%
Sysmiss		6747	
<i>Warning: these figures indicate the number of cases found in the data file. They cannot be interpreted as summary statistics of the population of interest.</i>			
# hq_curr_arttreat: Are you currently receiving ART?			
Information	[Type= discrete] [Format=numeric] [Range= 1-93] [Missing=*]		
Statistics [NW/ W]	[Valid=297 /-] [Invalid=6733 /-]		

# hq_curr_arttreat: Are you currently receiving ART?			
Value	Label	Cases	Percentage
1	Yes	288	97.0%
2	No	7	2.4%
93	Prefer not to answer	2	0.7%
Sysmiss		6733	
<i>Warning: these figures indicate the number of cases found in the data file. They cannot be interpreted as summary statistics of the population of interest.</i>			
# hq_art_takenstop: Have you ever had to stop ART?			
Information		[Type= discrete] [Format=numeric] [Range= 1-93] [Missing=*]	
Statistics [NW/ W]		[Valid=283 /-] [Invalid=6747 /-]	
Value	Label	Cases	Percentage
1	Yes	12	4.2%
2	No	270	95.4%
93	Prefer not to answer	1	0.4%
Sysmiss		6747	
<i>Warning: these figures indicate the number of cases found in the data file. They cannot be interpreted as summary statistics of the population of interest.</i>			
# hq_recvfrom_arttreat: Where do you currently receive your ART from?			
Information		[Type= discrete] [Format=numeric] [Range= 1-93] [Missing=*]	
Statistics [NW/ W]		[Valid=288 /-] [Invalid=6742 /-]	
Value	Label	Cases	Percentage
1	At the clinic	277	96.2%
2	At a mobile clinic	8	2.8%
3	Pills Download	0	
4	From a private doctor	3	1.0%
5	NGO	0	
6	Outside the study area / Outside PIPSA	0	
93	Prefer not to answer	0	
Sysmiss		6742	
<i>Warning: these figures indicate the number of cases found in the data file. They cannot be interpreted as summary statistics of the population of interest.</i>			
# hq_art_exttimetake: How often do you take your ART drugs at the exact time prescribed by your doctor			
Information		[Type= discrete] [Format=numeric] [Range= 1-3] [Missing=*]	
Statistics [NW/ W]		[Valid=0 /-] [Invalid=7030 /-]	
Value	Label	Cases	Percentage
1	Often	0	
2	Sometimes	0	
3	Always	0	
Sysmiss		7030	
<i>Warning: these figures indicate the number of cases found in the data file. They cannot be interpreted as summary statistics of the population of interest.</i>			
# hq_art_delay_meds: During the past 12 months have you DELAYED getting ART (only those who said yes)			
Information		[Type= discrete] [Format=numeric] [Range= 1-97] [Missing=*]	
Statistics [NW/ W]		[Valid=283 /-] [Invalid=6747 /-]	
Value	Label	Cases	Percentage
1	Yes	14	4.9%
2	No	269	95.1%

# hq_art_delay_meds: During the past 12 months have you DELAYED getting ART (only those who said yes)			
Value	Label	Cases	Percentage
97	NA	0	
Sysmiss		6747	
<i>Warning: these figures indicate the number of cases found in the data file. They cannot be interpreted as summary statistics of the population of interest.</i>			
# hq_pep_heardof: Have you ever heard of PEP -- drugs taken after HIV exposure e.g condomless sex?			
Information		[Type= discrete] [Format=numeric] [Range= 1-93] [Missing=*]	
Statistics [NW/ W]		[Valid=3304 /-] [Invalid=3726 /-]	
Value	Label	Cases	Percentage
1	Yes	799	24.2%
2	No	2505	75.8%
93	Prefer not to answer	0	
Sysmiss		3726	
<i>Warning: these figures indicate the number of cases found in the data file. They cannot be interpreted as summary statistics of the population of interest.</i>			
# hq_pep_knowplaces: Do you know where such services are offered?			
Information		[Type= discrete] [Format=numeric] [Range= 1-93] [Missing=*]	
Statistics [NW/ W]		[Valid=800 /-] [Invalid=6230 /-]	
Value	Label	Cases	Percentage
1	Yes	746	93.2%
2	No	54	6.8%
93	Prefer not to answer	0	
Sysmiss		6230	
<i>Warning: these figures indicate the number of cases found in the data file. They cannot be interpreted as summary statistics of the population of interest.</i>			
# hq_pep_taken: Have you ever taken PEP?			
Information		[Type= discrete] [Format=numeric] [Range= 1-93] [Missing=*]	
Statistics [NW/ W]		[Valid=800 /-] [Invalid=6230 /-]	
Value	Label	Cases	Percentage
1	Yes	7	0.9%
2	No	793	99.1%
93	Prefer not to answer	0	
Sysmiss		6230	
<i>Warning: these figures indicate the number of cases found in the data file. They cannot be interpreted as summary statistics of the population of interest.</i>			
# hq_pep_lasttaken: How long ago did you last take PEP?			
Information		[Type= discrete] [Format=character] [Missing=*]	
Statistics [NW/ W]		[Valid=7 /-] [Invalid=0 /-]	
# hq_pep_lasttakenunit: Is value in			
Information		[Type= discrete] [Format=numeric] [Range= 1-4] [Missing=*]	
Statistics [NW/ W]		[Valid=7 /-] [Invalid=7023 /-]	
Value	Label	Cases	Percentage
1	Days	1	14.3%
2	Weeks	0	
3	Months	4	57.1%
4	Years	2	28.6%
Sysmiss		7023	





# hq_pep_lasttakenunit: Is value in			
<i>Warning: these figures indicate the number of cases found in the data file. They cannot be interpreted as summary statistics of the population of interest.</i>			
# hq_pep_getwhere: Where did you receive PEP from?			
Information		[Type= discrete] [Format=numeric] [Range= 1-96] [Missing=*]	
Statistics [NW/ W]		[Valid=7 /-] [Invalid=7023 /-]	
Value	Label	Cases	Percentage
1	Isisekelo Sempilo Clinic / Thetha Nami mobile clinic	1	14.3%
2	Thetha Nami peer navigator	0	
3	DoH/Primary care Clinic	6	85.7%
4	Private Doctor	0	
5	Pharmacy	0	
6	EDI	0	
7	Ezibayeni	0	
8	Unyezi	0	
9	Isikondlakondla	0	
10	DoE	0	
11	Mphilonhle	0	
12	Star for Life	0	
13	AHRI CTU	0	
96	Other, specify	0	
Sysmiss		7023	
<i>Warning: these figures indicate the number of cases found in the data file. They cannot be interpreted as summary statistics of the population of interest.</i>			
# hq_prep_knowof: Have you ever heard of PrEP - tablets/injections to prevent HIV?			
Information		[Type= discrete] [Format=numeric] [Range= 1-93] [Missing=*]	
Statistics [NW/ W]		[Valid=3305 /-] [Invalid=3725 /-]	
Value	Label	Cases	Percentage
1	Yes	2497	75.6%
2	No	807	24.4%
93	Prefer not to answer	1	0.0%
Sysmiss		3725	
<i>Warning: these figures indicate the number of cases found in the data file. They cannot be interpreted as summary statistics of the population of interest.</i>			
# hq_prep_offered: Have you ever been offered PrEP?			
Information		[Type= discrete] [Format=numeric] [Range= 1-93] [Missing=*]	
Statistics [NW/ W]		[Valid=2498 /-] [Invalid=4532 /-]	
Value	Label	Cases	Percentage
1	Yes	349	14.0%
2	No	2148	86.0%
93	Prefer not to answer	1	0.0%
Sysmiss		4532	
<i>Warning: these figures indicate the number of cases found in the data file. They cannot be interpreted as summary statistics of the population of interest.</i>			
# hq_prep_type_offered_1: Which type of PrEP were you offered: Oral PrEP			
Information		[Type= discrete] [Format=numeric] [Range= 1-96] [Missing=*]	
Statistics [NW/ W]		[Valid=284 /-] [Invalid=6746 /-]	

# hq_prep_type_offered_1: Which type of PrEP were you offered: Oral PrEP			
Value	Label	Cases	Percentage
1	Oral PrEP	284	100.0%
2	Injectable PrEP (Cab 2 monthly)	0	
3	Dapi Ring (monthly vaginal ring)	0	
4	None of the above	0	
96	Other, specify	0	
Sysmiss		6746	
<i>Warning: these figures indicate the number of cases found in the data file. They cannot be interpreted as summary statistics of the population of interest.</i>			
# hq_prep_type_offered_2: Which type of PrEP were you offered: Injectable PrEP (Cab 2 monthly)			
Information		[Type= discrete] [Format=numeric] [Range= 1-96] [Missing=*]	
Statistics [NW/ W]		[Valid=70 /-] [Invalid=6960 /-]	
Value	Label	Cases	Percentage
1	Oral PrEP	0	
2	Injectable PrEP (Cab 2 monthly)	70	100.0%
3	Dapi Ring (monthly vaginal ring)	0	
4	None of the above	0	
96	Other, specify	0	
Sysmiss		6960	
<i>Warning: these figures indicate the number of cases found in the data file. They cannot be interpreted as summary statistics of the population of interest.</i>			
# hq_prep_type_offered_3: Which type of PrEP were you offered Dapi Ring (monthly vaginal ring)			
Information		[Type= discrete] [Format=numeric] [Range= 1-96] [Missing=*]	
Statistics [NW/ W]		[Valid=0 /-] [Invalid=7030 /-]	
Value	Label	Cases	Percentage
1	Oral PrEP	0	
2	Injectable PrEP (Cab 2 monthly)	0	
3	Dapi Ring (monthly vaginal ring)	0	
4	None of the above	0	
96	Other, specify	0	
Sysmiss		7030	
<i>Warning: these figures indicate the number of cases found in the data file. They cannot be interpreted as summary statistics of the population of interest.</i>			
# hq_prep_type_offered_4: Which type of PrEP were you offered: None of the above			
Information		[Type= discrete] [Format=numeric] [Range= 1-96] [Missing=*]	
Statistics [NW/ W]		[Valid=0 /-] [Invalid=7030 /-]	
Value	Label	Cases	Percentage
1	Oral PrEP	0	
2	Injectable PrEP (Cab 2 monthly)	0	
3	Dapi Ring (monthly vaginal ring)	0	
4	None of the above	0	
96	Other, specify	0	
Sysmiss		7030	
<i>Warning: these figures indicate the number of cases found in the data file. They cannot be interpreted as summary statistics of the population of interest.</i>			
# hq_prep_type_offered_96: Which type of PrEP were you offered: Other specify			
Information		[Type= discrete] [Format=numeric] [Range= 1-96] [Missing=*]	

# hq_prep_type_offered_96: Which type of PrEP were you offered: Other specify			
Statistics [NW/ W]		[Valid=2 /-] [Invalid=7028 /-]	
Value	Label	Cases	Percentage
1	Oral PrEP	0	
2	Injectable PrEP (Cab 2 monthly)	0	
3	Dapi Ring (monthly vaginal ring)	0	
4	None of the above	0	
96	Other, specify	2	100.0%
Sysmiss		7028	
<i>Warning: these figures indicate the number of cases found in the data file. They cannot be interpreted as summary statistics of the population of interest.</i>			
# hq_prep_taken_12mths: In the past 12 months have you taken any PrEP?			
Information		[Type= discrete] [Format=numeric] [Range= 1-98] [Missing=*]	
Statistics [NW/ W]		[Valid=2519 /-] [Invalid=4511 /-]	
Value	Label	Cases	Percentage
1	Yes	227	9.0%
2	No	2285	90.7%
98	Don't know	7	0.3%
Sysmiss		4511	
<i>Warning: these figures indicate the number of cases found in the data file. They cannot be interpreted as summary statistics of the population of interest.</i>			
# hq_prep_taken_12mths_type: If yes, was it:			
Information		[Type= discrete] [Format=numeric] [Range= 1-96] [Missing=*]	
Statistics [NW/ W]		[Valid=227 /-] [Invalid=6803 /-]	
Value	Label	Cases	Percentage
1	Oral PrEP only	171	75.3%
2	2 monthly Injectable (im) cabotegravir only	55	24.2%
3	DapiRing Only	0	
4	6 monthly subcutaneous lenacapovir	1	0.4%
5	Oral PrEP and Injectable cabotegravir	0	
96	Other	0	
Sysmiss		6803	
<i>Warning: these figures indicate the number of cases found in the data file. They cannot be interpreted as summary statistics of the population of interest.</i>			
# hq_prep_taken_from_org: Where / from which organisation was it offered?			
Information		[Type= discrete] [Format=numeric] [Range= 1-98] [Missing=*]	
Statistics [NW/ W]		[Valid=349 /-] [Invalid=6681 /-]	
Value	Label	Cases	Percentage
1	DoH	86	24.6%
2	Private Doctor	0	
3	Pharmacy	0	
4	Africa Centre / AHRI	4	1.1%
9	EDI	0	
10	Ezibayeni	0	
11	Unyezi	0	
12	Isikondlakondla	0	
18	Mpilonhle	0	
19	Star for Life	0	

# hq_prep_taken_from_org: Where / from which organisation was it offered?			
Value	Label	Cases	Percentage
20	Isisekelo Sempilo/ Thetha Nami Mobile Clinic	227	65.0%
21	AHRI Clinical Trial Unit	20	5.7%
22	Primary Health Care Clinic (Government Clinic)	8	2.3%
30	STAR / Theha Nami	0	
96	Other	3	0.9%
98	Don't know	1	0.3%
Sysmiss		6681	
<i>Warning: these figures indicate the number of cases found in the data file. They cannot be interpreted as summary statistics of the population of interest.</i>			
# hq_prep_currtaken: Are you currently taking PrEP to prevent HIV?			
Information	[Type= discrete] [Format=numeric] [Range= 1-93] [Missing=*]		
Statistics [NW/ W]	[Valid=349 /-] [Invalid=6681 /-]		
Value	Label	Cases	Percentage
1	Yes	144	41.3%
2	No	205	58.7%
93	Prefer not to answer	0	
Sysmiss		6681	
<i>Warning: these figures indicate the number of cases found in the data file. They cannot be interpreted as summary statistics of the population of interest.</i>			
# hq_prep_currtaken_type: If yes, which one?			
Information	[Type= discrete] [Format=numeric] [Range= 1-96] [Missing=*]		
Statistics [NW/ W]	[Valid=144 /-] [Invalid=6886 /-]		
Value	Label	Cases	Percentage
1	Oral PrEP only	99	68.8%
2	2 monthly Injectable (im) cabotegravir only	43	29.9%
3	DapiRing Only	0	
4	6 monthly subcutaneous lenacapovir	2	1.4%
96	Other	0	
Sysmiss		6886	
<i>Warning: these figures indicate the number of cases found in the data file. They cannot be interpreted as summary statistics of the population of interest.</i>			
# hq_prep_reasnottaken: Why did you decide not to take PrEP?			
Information	[Type= discrete] [Format=numeric] [Range= 1-96] [Missing=*]		
Statistics [NW/ W]	[Valid=205 /-] [Invalid=6825 /-]		
Value	Label	Cases	Percentage
1	I do not feel that I need it	42	20.5%
2	I am worried about its side effects or safety	33	16.1%
3	It is inconvenient to go to the mobile clinic 2-3 monthly	21	10.2%
4	I don't like to take a tablet a day	25	12.2%
5	I don't like the injection/it is painful	2	1.0%
6	I am worried that my family or partner will find them	0	
93	Prefer not to answer	12	5.9%
96	Other	70	34.1%
Sysmiss		6825	
<i>Warning: these figures indicate the number of cases found in the data file. They cannot be interpreted as summary statistics of the population of interest.</i>			

# hq_prep_reasnototh: Please specify detail on the other reason why you did not take PrEP	
Information	[Type= discrete] [Format=character] [Missing=*]
Statistics [NW/ W]	[Valid=70 /-] [Invalid=0 /-]

# hq_prep_getwhere: Where do you get PrEP? Name the clinic/organisation and location			
Information	[Type= discrete] [Format=numeric] [Range= 1-996] [Missing=*]		
Statistics [NW/ W]	[Valid=0 /-] [Invalid=7030 /-]		
Value	Label	Cases	Percentage
1	Esiyembeni	0	
2	Gunjaneni	0	
3	Kwamsane	0	
4	Machibini	0	
5	Madwaleni	0	
6	Mpukunyoni	0	
7	Mtubatuba	0	
8	Nkundusi	0	
9	Ntondweni	0	
10	Somkhele	0	
11	Outside the study area	0	
12	Doctor	0	
13	Pharmacy	0	
14	Africa Centre / AHRI	0	
19	EDI	0	
20	Ezibayeni	0	
27	School/DOE	0	
28	Isisekelo Seimpilo clinic - Mtubatuba/Kwamsane/Somkhele/Mobile	0	
29	Mpilonhle	0	
96	Another place within the study area	0	
996	Another organisation	0	
Sysmiss		7030	
<i>Warning: these figures indicate the number of cases found in the data file. They cannot be interpreted as summary statistics of the population of interest.</i>			
# hq_prep_takendaily: Do you take PrEP every day?			
Information	[Type= discrete] [Format=numeric] [Range= 1-93] [Missing=*]		
Statistics [NW/ W]	[Valid=144 /-] [Invalid=6886 /-]		
Value	Label	Cases	Percentage
1	Yes	114	 79.2%
2	No	28	 19.4%
93	Prefer not to answer	2	 1.4%
Sysmiss		6886	
<i>Warning: these figures indicate the number of cases found in the data file. They cannot be interpreted as summary statistics of the population of interest.</i>			
# hq_prep_takenstrug_2: Struggling to take PrEP: No, I take my tablets/attend injections as instructed			
Information	[Type= discrete] [Format=numeric] [Range= 2-96] [Missing=*]		
Statistics [NW/ W]	[Valid=98 /-] [Invalid=6932 /-]		
Value	Label	Cases	Percentage
2	No, I take my tablets/attend injections as instructed	98	 100.0%
3	I forget to take my pills	0	
4	I do not always have food to take with the pills	0	
5	Other people might see me take them	0	
6	I sometimes do not have transport to collect my pills on time	0	

hq_prep_takenstrug_2: Struggling to take PrEP: No, I take my tablets/attend injections as instructed

Value	Label	Cases	Percentage
7	I get side effects from the pills	0	
8	I am away from home	0	
9	The injections are painful	0	
10	I don't like to be seen at the clinic	0	
11	Two monthly injections are too frequent	0	
93	Prefer not to answer	0	
96	Other, specify	0	
Sysmiss		6932	

Warning: these figures indicate the number of cases found in the data file. They cannot be interpreted as summary statistics of the population of interest.

hq_prep_takenstrug_3: Struggling to take PrEP because I forget to take my pills

Information	[Type= discrete] [Format=numeric] [Range= 2-96] [Missing=*]
Statistics [NW/ W]	[Valid=20 /-] [Invalid=7010 /-]

Value	Label	Cases	Percentage
2	No, I take my tablets/attend injections as instructed	0	
3	I forget to take my pills	20	100.0%
4	I do not always have food to take with the pills	0	
5	Other people might see me take them	0	
6	I sometimes do not have transport to collect my pills on time	0	
7	I get side effects from the pills	0	
8	I am away from home	0	
9	The injections are painful	0	
10	I don't like to be seen at the clinic	0	
11	Two monthly injections are too frequent	0	
93	Prefer not to answer	0	
96	Other, specify	0	
Sysmiss		7010	

Warning: these figures indicate the number of cases found in the data file. They cannot be interpreted as summary statistics of the population of interest.

hq_prep_takenstrug_4: Struggling to take PrEP: I do not always have food to take with the pills

Information	[Type= discrete] [Format=numeric] [Range= 2-96] [Missing=*]
Statistics [NW/ W]	[Valid=2 /-] [Invalid=7028 /-]

Value	Label	Cases	Percentage
2	No, I take my tablets/attend injections as instructed	0	
3	I forget to take my pills	0	
4	I do not always have food to take with the pills	2	100.0%
5	Other people might see me take them	0	
6	I sometimes do not have transport to collect my pills on time	0	
7	I get side effects from the pills	0	
8	I am away from home	0	
9	The injections are painful	0	
10	I don't like to be seen at the clinic	0	
11	Two monthly injections are too frequent	0	
93	Prefer not to answer	0	
96	Other, specify	0	
Sysmiss		7028	

hq_prep_takenstrug_4: Struggling to take PrEP: I do not always have food to take with the pills

Warning: these figures indicate the number of cases found in the data file. They cannot be interpreted as summary statistics of the population of interest.

hq_prep_takenstrug_5: Struggling to take PrEP because Other people might see me take them

Information [Type= discrete] [Format=numeric] [Range= 2-96] [Missing=*]

Statistics [NW/ W] [Valid=0 /-] [Invalid=7030 /-]

Value	Label	Cases	Percentage
2	No, I take my tablets/attend injections as instructed	0	
3	I forget to take my pills	0	
4	I do not always have food to take with the pills	0	
5	Other people might see me take them	0	
6	I sometimes do not have transport to collect my pills on time	0	
7	I get side effects from the pills	0	
8	I am away from home	0	
9	The injections are painful	0	
10	I don't like to be seen at the clinic	0	
11	Two monthly injections are too frequent	0	
93	Prefer not to answer	0	
96	Other, specify	0	
Sysmiss		7030	

Warning: these figures indicate the number of cases found in the data file. They cannot be interpreted as summary statistics of the population of interest.

hq_prep_takenstrug_6: Struggling to take PrEP I sometimes lack transport to collect my pills on time

Information [Type= discrete] [Format=numeric] [Range= 2-96] [Missing=*]

Statistics [NW/ W] [Valid=16 /-] [Invalid=7014 /-]

Value	Label	Cases	Percentage
2	No, I take my tablets/attend injections as instructed	0	
3	I forget to take my pills	0	
4	I do not always have food to take with the pills	0	
5	Other people might see me take them	0	
6	I sometimes do not have transport to collect my pills on time	16	100.0%
7	I get side effects from the pills	0	
8	I am away from home	0	
9	The injections are painful	0	
10	I don't like to be seen at the clinic	0	
11	Two monthly injections are too frequent	0	
93	Prefer not to answer	0	
96	Other, specify	0	
Sysmiss		7014	

Warning: these figures indicate the number of cases found in the data file. They cannot be interpreted as summary statistics of the population of interest.

hq_prep_takenstrug_7: Struggling to take PrEP because I get side effects from the pills

Information [Type= discrete] [Format=numeric] [Range= 2-96] [Missing=*]

Statistics [NW/ W] [Valid=26 /-] [Invalid=7004 /-]

Value	Label	Cases	Percentage
2	No, I take my tablets/attend injections as instructed	0	
3	I forget to take my pills	0	
4	I do not always have food to take with the pills	0	

hq_prep_takenstrug_7: Struggling to take PrEP because I get side effects from the pills

Value	Label	Cases	Percentage
5	Other people might see me take them	0	
6	I sometimes do not have transport to collect my pills on time	0	
7	I get side effects from the pills	26	100.0%
8	I am away from home	0	
9	The injections are painful	0	
10	I don't like to be seen at the clinic	0	
11	Two monthly injections are too frequent	0	
93	Prefer not to answer	0	
96	Other, specify	0	
Sysmiss		7004	

Warning: these figures indicate the number of cases found in the data file. They cannot be interpreted as summary statistics of the population of interest.

hq_prep_takenstrug_8: Struggling to take PrEP because I am away from home

Information	[Type= discrete] [Format=numeric] [Range= 2-96] [Missing=*]
Statistics [NW/ W]	[Valid=8 /-] [Invalid=7022 /-]

Value	Label	Cases	Percentage
2	No, I take my tablets/attend injections as instructed	0	
3	I forget to take my pills	0	
4	I do not always have food to take with the pills	0	
5	Other people might see me take them	0	
6	I sometimes do not have transport to collect my pills on time	0	
7	I get side effects from the pills	0	
8	I am away from home	8	100.0%
9	The injections are painful	0	
10	I don't like to be seen at the clinic	0	
11	Two monthly injections are too frequent	0	
93	Prefer not to answer	0	
96	Other, specify	0	
Sysmiss		7022	

Warning: these figures indicate the number of cases found in the data file. They cannot be interpreted as summary statistics of the population of interest.

hq_prep_takenstrug_9: Struggling to take PrEP because The injections are painful

Information	[Type= discrete] [Format=numeric] [Range= 2-96] [Missing=*]
Statistics [NW/ W]	[Valid=9 /-] [Invalid=7021 /-]

Value	Label	Cases	Percentage
2	No, I take my tablets/attend injections as instructed	0	
3	I forget to take my pills	0	
4	I do not always have food to take with the pills	0	
5	Other people might see me take them	0	
6	I sometimes do not have transport to collect my pills on time	0	
7	I get side effects from the pills	0	
8	I am away from home	0	
9	The injections are painful	9	100.0%
10	I don't like to be seen at the clinic	0	
11	Two monthly injections are too frequent	0	
93	Prefer not to answer	0	

hq_prep_takenstrug_9: Struggling to take PrEP because The injections are painful

Value	Label	Cases	Percentage
96	Other, specify	0	
Sysmiss		7021	

Warning: these figures indicate the number of cases found in the data file. They cannot be interpreted as summary statistics of the population of interest.

hq_prep_takenstrug_10: Struggling to take PrEP because I don't like to be seen at the clinic

Information	[Type= discrete] [Format=numeric] [Range= 2-96] [Missing=*]
Statistics [NW/ W]	[Valid=0 /-] [Invalid=7030 /-]

Value	Label	Cases	Percentage
2	No, I take my tablets/attend injections as instructed	0	
3	I forget to take my pills	0	
4	I do not always have food to take with the pills	0	
5	Other people might see me take them	0	
6	I sometimes do not have transport to collect my pills on time	0	
7	I get side effects from the pills	0	
8	I am away from home	0	
9	The injections are painful	0	
10	I don't like to be seen at the clinic	0	
11	Two monthly injections are too frequent	0	
93	Prefer not to answer	0	
96	Other, specify	0	
Sysmiss		7030	

Warning: these figures indicate the number of cases found in the data file. They cannot be interpreted as summary statistics of the population of interest.

hq_prep_takenstrug_11: Struggling to take PrEP because Two monthly injections are too frequent?

Information	[Type= discrete] [Format=numeric] [Range= 2-96] [Missing=*]
Statistics [NW/ W]	[Valid=6 /-] [Invalid=7024 /-]

Value	Label	Cases	Percentage
2	No, I take my tablets/attend injections as instructed	0	
3	I forget to take my pills	0	
4	I do not always have food to take with the pills	0	
5	Other people might see me take them	0	
6	I sometimes do not have transport to collect my pills on time	0	
7	I get side effects from the pills	0	
8	I am away from home	0	
9	The injections are painful	0	
10	I don't like to be seen at the clinic	0	
11	Two monthly injections are too frequent	6	100.0%
93	Prefer not to answer	0	
96	Other, specify	0	
Sysmiss		7024	

Warning: these figures indicate the number of cases found in the data file. They cannot be interpreted as summary statistics of the population of interest.

hq_prep_takenstrug_93: Struggling to take PrEP because: Prefer not to answer

Information	[Type= discrete] [Format=numeric] [Range= 2-96] [Missing=*]
Statistics [NW/ W]	[Valid=21 /-] [Invalid=7009 /-]

# hq_prep_takenstrug_93: Struggling to take PrEP because: Prefer not to answer			
Value	Label	Cases	Percentage
2	No, I take my tablets/attend injections as instructed	0	
3	I forget to take my pills	0	
4	I do not always have food to take with the pills	0	
5	Other people might see me take them	0	
6	I sometimes do not have transport to collect my pills on time	0	
7	I get side effects from the pills	0	
8	I am away from home	0	
9	The injections are painful	0	
10	I don't like to be seen at the clinic	0	
11	Two monthly injections are too frequent	0	
93	Prefer not to answer	21	100.0%
96	Other, specify	0	
Sysmiss		7009	
<i>Warning: these figures indicate the number of cases found in the data file. They cannot be interpreted as summary statistics of the population of interest.</i>			
# hq_prep_takenstrug_96: Struggling to take PrEP because: Other, specify			
Information	[Type= discrete] [Format=numeric] [Range= 2-96] [Missing=*]		
Statistics [NW/ W]	[Valid=27 /-] [Invalid=7003 /-]		
Value	Label	Cases	Percentage
2	No, I take my tablets/attend injections as instructed	0	
3	I forget to take my pills	0	
4	I do not always have food to take with the pills	0	
5	Other people might see me take them	0	
6	I sometimes do not have transport to collect my pills on time	0	
7	I get side effects from the pills	0	
8	I am away from home	0	
9	The injections are painful	0	
10	I don't like to be seen at the clinic	0	
11	Two monthly injections are too frequent	0	
93	Prefer not to answer	0	
96	Other, specify	27	100.0%
Sysmiss		7003	
<i>Warning: these figures indicate the number of cases found in the data file. They cannot be interpreted as summary statistics of the population of interest.</i>			
# hq_prep_takenstrugpoth: Please specify other reason for not taking your PrEP as described:			
Information	[Type= discrete] [Format=character] [Missing=*]		
Statistics [NW/ W]	[Valid=27 /-] [Invalid=0 /-]		
# hq_prep_delay_meds: During the past 12 months have you DELAYED getting PrEP (only those who said yes)			
Information	[Type= discrete] [Format=numeric] [Range= 1-93] [Missing=*]		
Statistics [NW/ W]	[Valid=227 /-] [Invalid=6803 /-]		
Value	Label	Cases	Percentage
1	Yes	33	14.5%
2	No	194	85.5%
93	Prefer not to answer	0	
Sysmiss		6803	

# hq_prep_delay_meds: During the past 12 months have you DELAYED getting PrEP (only those who said yes)			
<i>Warning: these figures indicate the number of cases found in the data file. They cannot be interpreted as summary statistics of the population of interest.</i>			
# hq_prep_freq_med_take: In general, are you the type of person who would rather			
Information		[Type= discrete] [Format=numeric] [Range= 1-6] [Missing=*]	
Statistics [NW/ W]		[Valid=2518 /-] [Invalid=4512 /-]	
Value	Label	Cases	Percentage
1	Take a pill every single day at home	736	29.2%
2	Take a pill 2-3 times per week at home	125	5.0%
3	Receive an injection in the thigh every 2 months at a clinic	1373	54.5%
4	Take a small pill once a month	138	5.5%
5	Insert a ring that you cannot feel inside your vagina (females only)	7	0.3%
6	Receive an injection in the stomach every 6 months at a clinic	139	5.5%
Sysmiss		4512	
<i>Warning: these figures indicate the number of cases found in the data file. They cannot be interpreted as summary statistics of the population of interest.</i>			
# hq_prep_char_rout: Which PrEP features matter most? Rank 1 (most) to 5 (least): Route (oral etc)			
Information		[Type= discrete] [Format=numeric] [Range= 1-5] [Missing=*]	
Statistics [NW/ W]		[Valid=2272 /-] [Invalid=4758 /-]	
Value	Label	Cases	Percentage
1	1	1399	61.6%
2	2	428	18.8%
3	3	152	6.7%
4	4	96	4.2%
5	5	197	8.7%
Sysmiss		4758	
<i>Warning: these figures indicate the number of cases found in the data file. They cannot be interpreted as summary statistics of the population of interest.</i>			
# hq_prep_char_with_contra: Which PrEP features matter most? Rank 1 (most) to 5 (least): combined with con			
Information		[Type= discrete] [Format=numeric] [Range= 1-5] [Missing=*]	
Statistics [NW/ W]		[Valid=2272 /-] [Invalid=4758 /-]	
Value	Label	Cases	Percentage
1	1	305	13.4%
2	2	784	34.5%
3	3	524	23.1%
4	4	480	21.1%
5	5	179	7.9%
Sysmiss		4758	
<i>Warning: these figures indicate the number of cases found in the data file. They cannot be interpreted as summary statistics of the population of interest.</i>			
# hq_prep_char_aft_bef_sex: Which PrEP features matter most? Rank 1 (most) to 5 (least): Taken before/after			
Information		[Type= discrete] [Format=numeric] [Range= 1-5] [Missing=*]	
Statistics [NW/ W]		[Valid=2270 /-] [Invalid=4760 /-]	
Value	Label	Cases	Percentage
1	1	245	10.8%
2	2	521	23.0%
3	3	969	42.7%
4	4	336	14.8%

hq_prep_char_aft_bef_sex: Which PrEP features matter most? Rank 1 (most) to 5 (least): Taken before/after

Value	Label	Cases	Percentage
5	5	199	8.8%
Sysmiss		4760	

Warning: these figures indicate the number of cases found in the data file. They cannot be interpreted as summary statistics of the population of interest.

hq_prep_char_mis_dose: Which PrEP features matter most? Rank 1 (most) to 5 (least): miss doses without

Information	[Type= discrete] [Format=numeric] [Range= 1-5] [Missing=*]
Statistics [NW/ W]	[Valid=2267 /-] [Invalid=4763 /-]

Value	Label	Cases	Percentage
1	1	124	5.5%
2	2	346	15.3%
3	3	305	13.5%
4	4	923	40.7%
5	5	569	25.1%
Sysmiss		4763	

Warning: these figures indicate the number of cases found in the data file. They cannot be interpreted as summary statistics of the population of interest.

hq_prep_char_dose_int: Which PrEP features matter most? Rank 1 (most) to 5 (least): Dosing interval (da

Information	[Type= discrete] [Format=numeric] [Range= 1-5] [Missing=*]
Statistics [NW/ W]	[Valid=2269 /-] [Invalid=4761 /-]

Value	Label	Cases	Percentage
1	1	200	8.8%
2	2	191	8.4%
3	3	320	14.1%
4	4	434	19.1%
5	5	1124	49.5%
Sysmiss		4761	

Warning: these figures indicate the number of cases found in the data file. They cannot be interpreted as summary statistics of the population of interest.

hq_prep_pref_oral: Rank these types of PrEP from best (1) to worst (5): Oral Pill

Information	[Type= discrete] [Format=numeric] [Range= 1-5] [Missing=*]
Statistics [NW/ W]	[Valid=2270 /-] [Invalid=4760 /-]

Value	Label	Cases	Percentage
1	1	977	43.0%
2	2	570	25.1%
3	3	330	14.5%
4	4	208	9.2%
5	5	185	8.1%
Sysmiss		4760	

























Warning: these figures indicate the number of cases found in the data file. They cannot be interpreted as summary statistics of the population of interest.

hq_prep_pref_inj_intra: Rank these types of PrEP from best (1) to worst (5): Injectable - intramuscular

Information	[Type= discrete] [Format=numeric] [Range= 1-5] [Missing=*]
Statistics [NW/ W]	[Valid=2270 /-] [Invalid=4760 /-]

Value	Label	Cases	Percentage
1	1	809	35.6%
2	2	804	35.4%

# hq_prep_pref_inj_intra: Rank these types of PrEP from best (1) to worst (5): Injectable - intramuscular			
Value	Label	Cases	Percentage
3	3	346	15.2%
4	4	195	8.6%
5	5	116	5.1%
Sysmiss		4760	
<i>Warning: these figures indicate the number of cases found in the data file. They cannot be interpreted as summary statistics of the population of interest.</i>			
# hq_prep_pref_inj_subc: Rank these types of PrEP from best (1) to worst (5): Injectable - subcutaneous			
Information		[Type= discrete] [Format=numeric] [Range= 1-5] [Missing=*]	
Statistics [NW/ W]		[Valid=2270 /-] [Invalid=4760 /-]	
Value	Label	Cases	Percentage
1	1	148	6.5%
2	2	432	19.0%
3	3	1006	44.3%
4	4	501	22.1%
5	5	183	8.1%
Sysmiss		4760	
<i>Warning: these figures indicate the number of cases found in the data file. They cannot be interpreted as summary statistics of the population of interest.</i>			
# hq_prep_pref_intra_vag: Rank these types of PrEP from best (1) to worst (5): Intra-vaginal (ring)			
Information		[Type= discrete] [Format=numeric] [Range= 1-5] [Missing=*]	
Statistics [NW/ W]		[Valid=2271 /-] [Invalid=4759 /-]	
Value	Label	Cases	Percentage
1	1	52	2.3%
2	2	151	6.6%
3	3	253	11.1%
4	4	840	37.0%
5	5	975	42.9%
Sysmiss		4759	
<i>Warning: these figures indicate the number of cases found in the data file. They cannot be interpreted as summary statistics of the population of interest.</i>			
# hq_prep_pref_imp: Rank these types of PrEP from best (1) to worst (5): Implant			
Information		[Type= discrete] [Format=numeric] [Range= 1-5] [Missing=*]	
Statistics [NW/ W]		[Valid=2269 /-] [Invalid=4761 /-]	
Value	Label	Cases	Percentage
1	1	284	12.5%
2	2	312	13.8%
3	3	335	14.8%
4	4	526	23.2%
5	5	812	35.8%
Sysmiss		4761	
<i>Warning: these figures indicate the number of cases found in the data file. They cannot be interpreted as summary statistics of the population of interest.</i>			
# hq_prep_time_daily: Rank the time periods between PrEP doses from best (1) to worst (6): Daily			
Information		[Type= discrete] [Format=numeric] [Range= 1-6] [Missing=*]	
Statistics [NW/ W]		[Valid=2267 /-] [Invalid=4763 /-]	

# hq_prep_time_daily: Rank the time periods between PrEP doses from best (1) to worst (6): Daily			
Value	Label	Cases	Percentage
1	1	464	 20.5%
2	2	231	 10.2%
3	3	213	 9.4%
4	4	170	 7.5%
5	5	654	 28.8%
6	6	535	 23.6%
Sysmiss		4763	
<i>Warning: these figures indicate the number of cases found in the data file. They cannot be interpreted as summary statistics of the population of interest.</i>			
# hq_prep_time_one_mths: Rank the time periods between PrEP doses from best (1) to worst (6): Monthly			
Information		[Type= discrete] [Format=numeric] [Range= 1-6] [Missing=*]	
Statistics [NW/ W]		[Valid=2269 /-] [Invalid=4761 /-]	
Value	Label	Cases	Percentage
1	1	213	 9.4%
2	2	553	 24.4%
3	3	267	 11.8%
4	4	732	 32.3%
5	5	399	 17.6%
6	6	105	 4.6%
Sysmiss		4761	
<i>Warning: these figures indicate the number of cases found in the data file. They cannot be interpreted as summary statistics of the population of interest.</i>			
# hq_prep_time_two_mths: Rank the time periods between PrEP doses from best (1) to worst (6): 2 months			
Information		[Type= discrete] [Format=numeric] [Range= 1-6] [Missing=*]	
Statistics [NW/ W]		[Valid=2268 /-] [Invalid=4762 /-]	
Value	Label	Cases	Percentage
1	1	315	 13.9%
2	2	278	 12.3%
3	3	1086	 47.9%
4	4	418	 18.4%
5	5	108	 4.8%
6	6	63	 2.8%
Sysmiss		4762	
<i>Warning: these figures indicate the number of cases found in the data file. They cannot be interpreted as summary statistics of the population of interest.</i>			
# hq_prep_time_six_mths: Rank the time periods between PrEP doses from best (1) to worst (6): 6 months			
Information		[Type= discrete] [Format=numeric] [Range= 1-6] [Missing=*]	
Statistics [NW/ W]		[Valid=2267 /-] [Invalid=4763 /-]	
Value	Label	Cases	Percentage
1	1	215	 9.5%
2	2	727	 32.1%
3	3	413	 18.2%
4	4	588	 25.9%
5	5	205	 9.0%
6	6	119	 5.2%
Sysmiss		4763	

hq_prep_time_six_mths: Rank the time periods between PrEP doses from best (1) to worst (6): 6 months

Warning: these figures indicate the number of cases found in the data file. They cannot be interpreted as summary statistics of the population of interest.

hq_prep_time_one_year: Rank the time periods between PrEP doses from best (1) to worst (6): Annual

Information [Type= discrete] [Format=numeric] [Range= 1-6] [Missing=*]

Statistics [NW/ W] [Valid=2270 /-] [Invalid=4760 /-]

Value	Label	Cases	Percentage
1	1	749	33.0%
2	2	320	14.1%
3	3	164	7.2%
4	4	160	7.0%
5	5	569	25.1%
6	6	308	13.6%
Sysmiss		4760	

Warning: these figures indicate the number of cases found in the data file. They cannot be interpreted as summary statistics of the population of interest.

hq_prep_time_wth_sex_inte: Rank the time periods between PrEP doses from best (1) to worst (6): With sex

Information [Type= discrete] [Format=numeric] [Range= 1-6] [Missing=*]

Statistics [NW/ W] [Valid=2267 /-] [Invalid=4763 /-]

Value	Label	Cases	Percentage
1	1	310	13.7%
2	2	159	7.0%
3	3	126	5.6%
4	4	201	8.9%
5	5	335	14.8%
6	6	1136	50.1%
Sysmiss		4763	

Warning: these figures indicate the number of cases found in the data file. They cannot be interpreted as summary statistics of the population of interest.

hq_prep_miss_litt_eff: Rank missed PrEP impacts from best (1) to worst (4): Missing 1 dose has little

Information [Type= discrete] [Format=numeric] [Range= 1-4] [Missing=*]

Statistics [NW/ W] [Valid=2269 /-] [Invalid=4761 /-]

Value	Label	Cases	Percentage
1	1	904	39.8%
2	2	373	16.4%
3	3	327	14.4%
4	4	665	29.3%
Sysmiss		4761	

Warning: these figures indicate the number of cases found in the data file. They cannot be interpreted as summary statistics of the population of interest.

hq_prep_miss_sligh_incr: Rank missed PrEP impacts from best (1) to worst (4): Missing 2-3 doses slightly

Information [Type= discrete] [Format=numeric] [Range= 1-4] [Missing=*]

Statistics [NW/ W] [Valid=2269 /-] [Invalid=4761 /-]

Value	Label	Cases	Percentage
1	1	551	24.3%
2	2	989	43.6%
3	3	504	22.2%
4	4	225	9.9%

# hq_prep_miss_slig_incr: Rank missed PrEP impacts from best (1) to worst (4): Missing 2-3 doses slightly			
Value	Label	Cases	Percentage
Sysmiss		4761	
<i>Warning: these figures indicate the number of cases found in the data file. They cannot be interpreted as summary statistics of the population of interest.</i>			
# hq_prep_miss_sign_decr: Rank missed PrEP impacts from best (1) to worst (4): Missing any doses leads to			
Information		[Type= discrete] [Format=numeric] [Range= 1-4] [Missing=*]	
Statistics [NW/ W]		[Valid=2270 /-] [Invalid=4760 /-]	
Value	Label	Cases	Percentage
1	1	449	19.8%
2	2	584	25.7%
3	3	949	41.8%
4	4	288	12.7%
Sysmiss		4760	
<i>Warning: these figures indicate the number of cases found in the data file. They cannot be interpreted as summary statistics of the population of interest.</i>			
# hq_prep_miss_resi_futu: Rank missed PrEP impacts from best (1) to worst (4): Missed doses may cause fut			
Information		[Type= discrete] [Format=numeric] [Range= 1-4] [Missing=*]	
Statistics [NW/ W]		[Valid=2270 /-] [Invalid=4760 /-]	
Value	Label	Cases	Percentage
1	1	366	16.1%
2	2	323	14.2%
3	3	490	21.6%
4	4	1091	48.1%
Sysmiss		4760	
<i>Warning: these figures indicate the number of cases found in the data file. They cannot be interpreted as summary statistics of the population of interest.</i>			
# hq_prep_mgt_oral_week: Managing missed PrEP doses (1 = easiest, 4 = hardest): Daily Pills 7 days until			
Information		[Type= discrete] [Format=numeric] [Range= 1-4] [Missing=*]	
Statistics [NW/ W]		[Valid=2269 /-] [Invalid=4761 /-]	
Value	Label	Cases	Percentage
1	1	1173	51.7%
2	2	520	22.9%
3	3	341	15.0%
4	4	235	10.4%
Sysmiss		4761	
<i>Warning: these figures indicate the number of cases found in the data file. They cannot be interpreted as summary statistics of the population of interest.</i>			
# hq_prep_mgt_oral_mth: Managing missed PrEP doses (1 = easiest, 4 = hardest): Daily pills 28 days afte			
Information		[Type= discrete] [Format=numeric] [Range= 1-4] [Missing=*]	
Statistics [NW/ W]		[Valid=2270 /-] [Invalid=4760 /-]	
Value	Label	Cases	Percentage
1	1	489	21.5%
2	2	1206	53.1%
3	3	429	18.9%
4	4	146	6.4%
Sysmiss		4760	
<i>Warning: these figures indicate the number of cases found in the data file. They cannot be interpreted as summary statistics of the population of interest.</i>			

# hq_prep_mgt_no_bac_req: Ease of managing missed PrEP doses (1 = easiest, 4 = hardest): No backup needed			
Information		[Type= discrete] [Format=numeric] [Range= 1-4] [Missing=*]	
Statistics [NW/ W]		[Valid=2269 /-] [Invalid=4761 /-]	
Value	Label	Cases	Percentage
1	1	107	4.7%
2	2	292	12.9%
3	3	1023	45.1%
4	4	847	37.3%
Sysmiss		4761	
<i>Warning: these figures indicate the number of cases found in the data file. They cannot be interpreted as summary statistics of the population of interest.</i>			
# hq_prep_mgt_condoms: Ease of managing missed PrEP doses (1 = easiest, 4 = hardest): Use condoms 7-1			
Information		[Type= discrete] [Format=numeric] [Range= 1-4] [Missing=*]	
Statistics [NW/ W]		[Valid=2270 /-] [Invalid=4760 /-]	
Value	Label	Cases	Percentage
1	1	501	22.1%
2	2	251	11.1%
3	3	476	21.0%
4	4	1042	45.9%
Sysmiss		4760	
<i>Warning: these figures indicate the number of cases found in the data file. They cannot be interpreted as summary statistics of the population of interest.</i>			
# hq_prep_rel_bef_sex: How you prefer to use PrEP around sex (1 = most, 5 = least): only before sex			
Information		[Type= discrete] [Format=numeric] [Range= 1-5] [Missing=*]	
Statistics [NW/ W]		[Valid=2269 /-] [Invalid=4761 /-]	
Value	Label	Cases	Percentage
1	1	1157	51.0%
2	2	368	16.2%
3	3	233	10.3%
4	4	206	9.1%
5	5	305	13.4%
Sysmiss		4761	
<i>Warning: these figures indicate the number of cases found in the data file. They cannot be interpreted as summary statistics of the population of interest.</i>			
# hq_prep_rel_aft_sex: How you prefer to use PrEP around sex (1 = most, 5 = least): only after sex (wit			
Information		[Type= discrete] [Format=numeric] [Range= 1-5] [Missing=*]	
Statistics [NW/ W]		[Valid=2269 /-] [Invalid=4761 /-]	
Value	Label	Cases	Percentage
1	1	336	14.8%
2	2	923	40.7%
3	3	380	16.7%
4	4	352	15.5%
5	5	278	12.3%
Sysmiss		4761	
<i>Warning: these figures indicate the number of cases found in the data file. They cannot be interpreted as summary statistics of the population of interest.</i>			
# hq_prep_rel_bef_aft_sex: How you prefer to use PrEP around sex (1 = most, 5 = least): both before & afte			
Information		[Type= discrete] [Format=numeric] [Range= 1-5] [Missing=*]	

hq_prep_rel_bef_aft_sex: How you prefer to use PrEP around sex (1 = most, 5 = least): both before & after

Statistics [NW/ W] [Valid=2269 /-] [Invalid=4761 /-]

Value	Label	Cases	Percentage
1	1	264	11.6%
2	2	453	20.0%
3	3	1077	47.5%
4	4	306	13.5%
5	5	169	7.4%
Sysmiss		4761	

Warning: these figures indicate the number of cases found in the data file. They cannot be interpreted as summary statistics of the population of interest.

hq_prep_rel_seas_dem_sex: How you prefer to use PrEP around sex (1 = most, 5 = least): during periods of f

Information [Type= discrete] [Format=numeric] [Range= 1-5] [Missing=*]

Statistics [NW/ W] [Valid=2270 /-] [Invalid=4760 /-]

Value	Label	Cases	Percentage
1	1	229	10.1%
2	2	302	13.3%
3	3	326	14.4%
4	4	1043	45.9%
5	5	370	16.3%
Sysmiss		4760	

Warning: these figures indicate the number of cases found in the data file. They cannot be interpreted as summary statistics of the population of interest.

hq_prep_rel_cont_sex: How you prefer to use PrEP around sex (1 = most, 5 = least): continuously, unrel

Information [Type= discrete] [Format=numeric] [Range= 1-5] [Missing=*]

Statistics [NW/ W] [Valid=2270 /-] [Invalid=4760 /-]

Value	Label	Cases	Percentage
1	1	284	12.5%
2	2	223	9.8%
3	3	253	11.1%
4	4	362	15.9%
5	5	1148	50.6%
Sysmiss		4760	

Warning: these figures indicate the number of cases found in the data file. They cannot be interpreted as summary statistics of the population of interest.

hq_prep_comb_contra: How important is it to you for a PrEP method to be combined with contraception?

Information [Type= discrete] [Format=numeric] [Range= 1-4] [Missing=*]




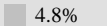


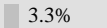


Statistics [NW/ W] [Valid=2270 /-] [Invalid=4760 /-]

Value	Label	Cases	Percentage
1	Very Important	1486	65.5%
2	Somewhat Important	488	21.5%
3	Not at all Important	123	5.4%
4	I am not on contraception / do not require contraception	173	7.6%
Sysmiss		4760	

Warning: these figures indicate the number of cases found in the data file. They cannot be interpreted as summary statistics of the population of interest.

hq_impert_feats_1: Which features of PrEP are important to you: The potential side effects of the m

Information [Type= discrete] [Format=numeric] [Range= 1-3] [Missing=*]

# hq_impirt_feats_1: Which features of PrEP are important to you: The potential side effects of the m			
Statistics [NW/ W]		[Valid=2518 /-] [Invalid=4512 /-]	
Value	Label	Cases	Percentage
1	Not Important	246	 9.8%
2	A little Important	323	 12.8%
3	Very Important	1949	 77.4%
Sysmiss		4512	
<i>Warning: these figures indicate the number of cases found in the data file. They cannot be interpreted as summary statistics of the population of interest.</i>			
# hq_impirt_feats_2: Which features of PrEP are important to you: That I can take it at a clinic and			
Information		[Type= discrete] [Format=numeric] [Range= 1-3] [Missing=*]	
Statistics [NW/ W]		[Valid=2518 /-] [Invalid=4512 /-]	
Value	Label	Cases	Percentage
1	Not Important	122	 4.8%
2	A little Important	249	 9.9%
3	Very Important	2147	 85.3%
Sysmiss		4512	
<i>Warning: these figures indicate the number of cases found in the data file. They cannot be interpreted as summary statistics of the population of interest.</i>			
# hq_impirt_feats_3: Which features of PrEP are important to you: That I must come to clinic to have			
Information		[Type= discrete] [Format=numeric] [Range= 1-3] [Missing=*]	
Statistics [NW/ W]		[Valid=2518 /-] [Invalid=4512 /-]	
Value	Label	Cases	Percentage
1	Not Important	84	 3.3%
2	A little Important	238	 9.5%
3	Very Important	2196	 87.2%
Sysmiss		4512	
<i>Warning: these figures indicate the number of cases found in the data file. They cannot be interpreted as summary statistics of the population of interest.</i>			

# hq_imprt_feats_4: Which features of PrEP are important to you: That other people I know and trust			
Information	[Type= discrete] [Format=numeric] [Range= 1-3] [Missing=*]		
Statistics [NW/ W]	[Valid=2517 /-] [Invalid=4513 /-]		
Value	Label	Cases	Percentage
1	Not Important	559	22.2%
2	A little Important	293	11.6%
3	Very Important	1665	66.2%
Sysmiss		4513	
<i>Warning: these figures indicate the number of cases found in the data file. They cannot be interpreted as summary statistics of the population of interest.</i>			
# hq_imprt_feats_6: Which features of PrEP are important to you: Combining it with contraception.			
Information	[Type= discrete] [Format=numeric] [Range= 1-3] [Missing=*]		
Statistics [NW/ W]	[Valid=2516 /-] [Invalid=4514 /-]		
Value	Label	Cases	Percentage
1	Not Important	190	7.6%
2	A little Important	214	8.5%
3	Very Important	2112	83.9%
Sysmiss		4514	
<i>Warning: these figures indicate the number of cases found in the data file. They cannot be interpreted as summary statistics of the population of interest.</i>			
# hq_imprt_feats_7: Which features of PrEP are important to you: The need for blood tests / monitori			
Information	[Type= discrete] [Format=numeric] [Range= 1-3] [Missing=*]		
Statistics [NW/ W]	[Valid=2515 /-] [Invalid=4515 /-]		
Value	Label	Cases	Percentage
1	Not Important	59	2.3%
2	A little Important	149	5.9%
3	Very Important	2307	91.7%
Sysmiss		4515	
<i>Warning: these figures indicate the number of cases found in the data file. They cannot be interpreted as summary statistics of the population of interest.</i>			
# hq_imprt_feats_5: Which features of PrEP are important to you: The possibility that long-acting in			
Information	[Type= discrete] [Format=numeric] [Range= 1-3] [Missing=*]		
Statistics [NW/ W]	[Valid=2505 /-] [Invalid=4525 /-]		
Value	Label	Cases	Percentage
1	Not Important	79	3.2%
2	A little Important	143	5.7%
3	Very Important	2283	91.1%
Sysmiss		4525	
<i>Warning: these figures indicate the number of cases found in the data file. They cannot be interpreted as summary statistics of the population of interest.</i>			
# hq_imprt_feats_route: Which is your preferred route (choose one)?			
Information	[Type= discrete] [Format=numeric] [Range= 1-93] [Missing=*]		
Statistics [NW/ W]	[Valid=1424 /-] [Invalid=5606 /-]		
Value	Label	Cases	Percentage
1	Oral	531	37.3%
2	Injectable	864	60.7%
3	Implant	13	0.9%
4	Vaginal	3	0.2%

# hq_imprt_feasts_route: Which is your preferred route (choose one)?			
Value	Label	Cases	Percentage
93	Prefer not to answer	13	0.9%
Sysmiss		5606	
<i>Warning: these figures indicate the number of cases found in the data file. They cannot be interpreted as summary statistics of the population of interest.</i>			
# hq_imprt_feasts_route_men: Which is your preferred route (choose one)?			
Information		[Type= discrete] [Format=numeric] [Range= 1-93] [Missing=*]	
Statistics [NW/ W]		[Valid=1092 /-] [Invalid=5938 /-]	
Value	Label	Cases	Percentage
1	Oral	547	50.1%
2	Injectable	530	48.5%
93	Prefer not to answer	15	1.4%
Sysmiss		5938	
<i>Warning: these figures indicate the number of cases found in the data file. They cannot be interpreted as summary statistics of the population of interest.</i>			
# hq_imprt_feasts_schedule: Which is your preferred dosing schedule (choose one):			
Information		[Type= discrete] [Format=numeric] [Range= 1-93] [Missing=*]	
Statistics [NW/ W]		[Valid=2518 /-] [Invalid=4512 /-]	
Value	Label	Cases	Percentage
1	Daily	569	22.6%
2	Monthly	407	16.2%
3	2 Monthly	706	28.0%
4	6 monthly or annually	814	32.3%
93	Prefer not to answer	22	0.9%
Sysmiss		4512	
<i>Warning: these figures indicate the number of cases found in the data file. They cannot be interpreted as summary statistics of the population of interest.</i>			
# hq_everSmoke: In your whole life up to now, have you ever smoked a cigarette?			
Information		[Type= discrete] [Format=numeric] [Range= 1-93] [Missing=*]	
Statistics [NW/ W]		[Valid=3306 /-] [Invalid=3724 /-]	
Value	Label	Cases	Percentage
1	Yes	392	11.9%
2	No	2907	87.9%
93	Prefer not to answer	7	0.2%
Sysmiss		3724	
<i>Warning: these figures indicate the number of cases found in the data file. They cannot be interpreted as summary statistics of the population of interest.</i>			
# hq_frstsmoke_age: How old were you when you smoked your first cigarette? If you can't remember, pl			
Information		[Type= discrete] [Format=character] [Missing=*]	
Statistics [NW/ W]		[Valid=391 /-] [Invalid=0 /-]	
# hq_dayssmoked_mths: How many days have you smoked at least one cigarette in the past month? [number			
Information		[Type= discrete] [Format=character] [Missing=*]	
Statistics [NW/ W]		[Valid=390 /-] [Invalid=0 /-]	
# hq_smokless_tabac: Have you used smokeless tobacco products such as snuff or chewing tobacco in the			
Information		[Type= discrete] [Format=numeric] [Range= 1-93] [Missing=*]	
Statistics [NW/ W]		[Valid=392 /-] [Invalid=6638 /-]	

# hq_smokless_tabac: Have you used smokeless tobacco products such as snuff or chewing tobacco in the			
Value	Label	Cases	Percentage
1	Yes	19	4.8%
2	No	367	93.6%
93	Prefer not to answer	6	1.5%
Sysmiss		6638	
<i>Warning: these figures indicate the number of cases found in the data file. They cannot be interpreted as summary statistics of the population of interest.</i>			
# hq_everdrink: In your whole life up to now, have you ever drunk one			
Information	[Type= discrete] [Format=numeric] [Range= 1-93] [Missing=*]		
Statistics [NW/ W]	[Valid=3305 /-] [Invalid=3725 /-]		
Value	Label	Cases	Percentage
1	Yes	1503	45.5%
2	No	1792	54.2%
93	Prefer not to answer	10	0.3%
Sysmiss		3725	
<i>Warning: these figures indicate the number of cases found in the data file. They cannot be interpreted as summary statistics of the population of interest.</i>			
# hq_frstdrink_age: How old were you when you drank your first drink? If you can't remember, please			
Information	[Type= discrete] [Format=character] [Missing=*]		
Statistics [NW/ W]	[Valid=1492 /-] [Invalid=0 /-]		
# hq_daysdrunk_mths: How many days have you drunk at least one drink in the past month? [number of da			
Information	[Type= discrete] [Format=character] [Missing=*]		
Statistics [NW/ W]	[Valid=1492 /-] [Invalid=0 /-]		
# hq_more5drinks_day: How many days have you drunk 5 or more drinks (in succession) on one or more day			
Information	[Type= discrete] [Format=character] [Missing=*]		
Statistics [NW/ W]	[Valid=1491 /-] [Invalid=0 /-]		
# hq_everuse_cannab: In your whole life up to now, have you ever used cannabis (dagga)?			
Information	[Type= discrete] [Format=numeric] [Range= 1-93] [Missing=*]		
Statistics [NW/ W]	[Valid=3305 /-] [Invalid=3725 /-]		
Value	Label	Cases	Percentage
1	Yes	286	8.7%
2	No	3016	91.3%
93	Prefer not to answer	3	0.1%
Sysmiss		3725	
<i>Warning: these figures indicate the number of cases found in the data file. They cannot be interpreted as summary statistics of the population of interest.</i>			
# hq_frstcannab_age: How old were you when you used cannabis (dagga)? If you can't remember, please g			
Information	[Type= discrete] [Format=character] [Missing=*]		
Statistics [NW/ W]	[Valid=285 /-] [Invalid=0 /-]		
# hq_dayscannab_mths: How many days have you used cannabis in the past month? [number of days]			
Information	[Type= discrete] [Format=character] [Missing=*]		
Statistics [NW/ W]	[Valid=285 /-] [Invalid=0 /-]		
# hq_usedoth_drugs_2: Have you ever used other drugs such as (Tick all that apply) - No			
Information	[Type= discrete] [Format=numeric] [Range= 2-96] [Missing=*]		

hq_usedoth_drugs_2: Have you ever used other drugs such as (Tick all that apply) - No

Statistics [NW/ W] [Valid=3262 /-] [Invalid=3768 /-]

Value	Label	Cases	Percentage
2	No	3262	100.0%
3	Inhalants such as glue, paint thinner, gasoline or petrol	0	
4	I-methaqualone(Mandrax)	0	
5	Cocaine	0	
6	Heroin	0	
7	Club drugs	0	
93	Prefer not to answer	0	
96	Other	0	
Sysmiss		3768	

Warning: these figures indicate the number of cases found in the data file. They cannot be interpreted as summary statistics of the population of interest.

hq_usedoth_drugs_3: Have you ever used other drugs such as (Tick all that apply) - Inhalants such as

Information [Type= discrete] [Format=numeric] [Range= 2-96] [Missing=*]

Statistics [NW/ W] [Valid=10 /-] [Invalid=7020 /-]

Value	Label	Cases	Percentage
2	No	0	
3	Inhalants such as glue, paint thinner, gasoline or petrol	10	100.0%
4	I-methaqualone(Mandrax)	0	
5	Cocaine	0	
6	Heroin	0	
7	Club drugs	0	
93	Prefer not to answer	0	
96	Other	0	
Sysmiss		7020	

Warning: these figures indicate the number of cases found in the data file. They cannot be interpreted as summary statistics of the population of interest.

hq_usedoth_drugs_4: Have you ever used other drugs such as (Tick all that apply) - I-methaqualone(Ma

Information [Type= discrete] [Format=numeric] [Range= 2-96] [Missing=*]

Statistics [NW/ W] [Valid=3 /-] [Invalid=7027 /-]

Value	Label	Cases	Percentage
2	No	0	
3	Inhalants such as glue, paint thinner, gasoline or petrol	0	
4	I-methaqualone(Mandrax)	3	100.0%
5	Cocaine	0	
6	Heroin	0	
7	Club drugs	0	
93	Prefer not to answer	0	
96	Other	0	
Sysmiss		7027	

Warning: these figures indicate the number of cases found in the data file. They cannot be interpreted as summary statistics of the population of interest.

hq_usedoth_drugs_5: Have you ever used other drugs such as (Tick all that apply) - Cocaine

Information [Type= discrete] [Format=numeric] [Range= 2-96] [Missing=*]

Statistics [NW/ W] [Valid=2 /-] [Invalid=7028 /-]

hq_usedoth_drugs_5: Have you ever used other drugs such as (Tick all that apply) - Cocaine

Value	Label	Cases	Percentage
2	No	0	
3	Inhalants such as glue, paint thinner, gasoline or petrol	0	
4	I-methaqualone(Mandrax)	0	
5	Cocaine	2	100.0%
6	Heroin	0	
7	Club drugs	0	
93	Prefer not to answer	0	
96	Other	0	
Sysmiss		7028	

Warning: these figures indicate the number of cases found in the data file. They cannot be interpreted as summary statistics of the population of interest.

hq_usedoth_drugs_6: Have you ever used other drugs such as (Tick all that apply) - Heroin

Information	[Type= discrete] [Format=numeric] [Range= 2-96] [Missing=*]
Statistics [NW/ W]	[Valid=1 /-] [Invalid=7029 /-]

Value	Label	Cases	Percentage
2	No	0	
3	Inhalants such as glue, paint thinner, gasoline or petrol	0	
4	I-methaqualone(Mandrax)	0	
5	Cocaine	0	
6	Heroin	1	100.0%
7	Club drugs	0	
93	Prefer not to answer	0	
96	Other	0	
Sysmiss		7029	

Warning: these figures indicate the number of cases found in the data file. They cannot be interpreted as summary statistics of the population of interest.

hq_usedoth_drugs_7: Have you ever used other drugs such as (Tick all that apply) - Club drugs

Information	[Type= discrete] [Format=numeric] [Range= 2-96] [Missing=*]
Statistics [NW/ W]	[Valid=2 /-] [Invalid=7028 /-]

Value	Label	Cases	Percentage
2	No	0	
3	Inhalants such as glue, paint thinner, gasoline or petrol	0	
4	I-methaqualone(Mandrax)	0	
5	Cocaine	0	
6	Heroin	0	
7	Club drugs	2	100.0%
93	Prefer not to answer	0	
96	Other	0	
Sysmiss		7028	

Warning: these figures indicate the number of cases found in the data file. They cannot be interpreted as summary statistics of the population of interest.

hq_usedoth_drugs_96: Have you ever used other drugs such as (Tick all that apply) - Prefer not to ans

Information	[Type= discrete] [Format=numeric] [Range= 2-96] [Missing=*]
Statistics [NW/ W]	[Valid=25 /-] [Invalid=7005 /-]

Value	Label	Cases	Percentage
2	No	0	

# hq_usedoth_drugs_96: Have you ever used other drugs such as (Tick all that apply) - Prefer not to ans			
Value	Label	Cases	Percentage
3	Inhalants such as glue, paint thinner, gasoline or petrol	0	
4	I-methaqualone(Mandrax)	0	
5	Cocaine	0	
6	Heroin	0	
7	Club drugs	0	
93	Prefer not to answer	0	
96	Other	25	100.0%
Sysmiss		7005	
<i>Warning: these figures indicate the number of cases found in the data file. They cannot be interpreted as summary statistics of the population of interest.</i>			
# hq_usedoth_drugs_93: Have you ever used other drugs such as (Tick all that apply) - Other			
Information		[Type= discrete] [Format=numeric] [Range= 2-96] [Missing=*]	
Statistics [NW/ W]		[Valid=5 /-] [Invalid=7025 /-]	
Value	Label	Cases	Percentage
2	No	0	
3	Inhalants such as glue, paint thinner, gasoline or petrol	0	
4	I-methaqualone(Mandrax)	0	
5	Cocaine	0	
6	Heroin	0	
7	Club drugs	0	
93	Prefer not to answer	5	100.0%
96	Other	0	
Sysmiss		7025	
<i>Warning: these figures indicate the number of cases found in the data file. They cannot be interpreted as summary statistics of the population of interest.</i>			
# hq_quest_stoptime: Questionnaire - Stop time			
Information		[Type= discrete] [Format=character] [Missing=*]	
Statistics [NW/ W]		[Valid=3305 /-]	
# sr_quest_starttime: Questionnaire - Start time			
Information		[Type= discrete] [Format=character] [Missing=*]	
Statistics [NW/ W]		[Valid=3304 /-]	
# sr_fatherclindren: Have you ever fathered any children?			
Information		[Type= discrete] [Format=numeric] [Range= 1-98] [Missing=*]	
Statistics [NW/ W]		[Valid=1536 /-] [Invalid=5494 /-]	
Value	Label	Cases	Percentage
1	Yes	357	23.2%
2	No	1169	76.1%
93	Prefer not to answer	3	0.2%
98	Don't know	7	0.5%
Sysmiss		5494	
<i>Warning: these figures indicate the number of cases found in the data file. They cannot be interpreted as summary statistics of the population of interest.</i>			
# sr_numchildfath: How many children have you fathered (please include those who have died)?			
Information		[Type= discrete] [Format=character] [Missing=*]	
Statistics [NW/ W]		[Valid=356 /-] [Invalid=0 /-]	

# sr_children_alive_mal: How many of these children are still alive?			
Information	[Type= discrete] [Format=character] [Missing=*]		
Statistics [NW/ W]	[Valid=0 /-] [Invalid=0 /-]		
# sr_share_numchildfath: How many children have you fathered (please include those who have died)?			
Information	[Type= discrete] [Format=numeric] [Range= 93-93] [Missing=*]		
Statistics [NW/ W]	[Valid=1 /-] [Invalid=7029 /-]		
Value	Label	Cases	Percentage
93	Prefer not to answer	1	100.0%
Sysmiss		7029	
<i>Warning: these figures indicate the number of cases found in the data file. They cannot be interpreted as summary statistics of the population of interest.</i>			
# sr_agefather: How old were you when you first made someone pregnant?			
Information	[Type= discrete] [Format=character] [Missing=*]		
Statistics [NW/ W]	[Valid=356 /-] [Invalid=0 /-]		
# sr_share_agefather: How old were you when you first made someone pregnant?			
Information	[Type= discrete] [Format=numeric] [Range= 93-93] [Missing=*]		
Statistics [NW/ W]	[Valid=2 /-] [Invalid=7028 /-]		
Value	Label	Cases	Percentage
93	Prefer not to answer	2	100.0%
Sysmiss		7028	
<i>Warning: these figures indicate the number of cases found in the data file. They cannot be interpreted as summary statistics of the population of interest.</i>			
# sr_ever_circumcised: Have you ever been circumcised?			
Information	[Type= discrete] [Format=numeric] [Range= 1-93] [Missing=*]		
Statistics [NW/ W]	[Valid=1535 /-] [Invalid=5495 /-]		
Value	Label	Cases	Percentage
1	Yes	1152	75.0%
2	No	377	24.6%
93	Prefer not to answer	6	0.4%
Sysmiss		5495	
<i>Warning: these figures indicate the number of cases found in the data file. They cannot be interpreted as summary statistics of the population of interest.</i>			
# sr_circum_when: When were you circumcised (if you do not know, please make your best guess)?			
Information	[Type= discrete] [Format=numeric] [Range= 1-98] [Missing=*]		
Statistics [NW/ W]	[Valid=1151 /-] [Invalid=5879 /-]		
Value	Label	Cases	Percentage
1	As a child (under one year)	7	0.6%
2	As a child or adolescent	968	84.1%
3	As an adult (over 18 years)	134	11.6%
93	Prefer not to answer	1	0.1%
98	Don't know	41	3.6%
Sysmiss		5879	
<i>Warning: these figures indicate the number of cases found in the data file. They cannot be interpreted as summary statistics of the population of interest.</i>			
# sr_circum_where: Where were you circumcised?			
Information	[Type= discrete] [Format=numeric] [Range= 1-96] [Missing=*]		
Statistics [NW/ W]	[Valid=1152 /-] [Invalid=5878 /-]		

sr_circum_where: Where were you circumcised?

Value	Label	Cases	Percentage
1	Clinic	1127	97.8%
2	Mountain	4	0.3%
3	Church	2	0.2%
96	Other	19	1.6%
System		5878	

Warning: these figures indicate the number of cases found in the data file. They cannot be interpreted as summary statistics of the population of interest.

sr_circum_whereoth: Please specify more details on where you were circumcised:

Information	[Type= discrete] [Format=character] [Missing=*]
Statistics [NW/ W]	[Valid=19 /-] [Invalid=0 /-]

sr_currpregnant: Are you currently pregnant?

Information	[Type= discrete] [Format=numeric] [Range= 1-98] [Missing=*]
Statistics [NW/ W]	[Valid=1772 /-] [Invalid=5258 /-]

Value	Label	Cases	Percentage
1	Yes	77	4.3%
2	No	1648	93.0%
93	Prefer not to answer	3	0.2%
98	Don't know	44	2.5%
System		5258	

Warning: these figures indicate the number of cases found in the data file. They cannot be interpreted as summary statistics of the population of interest.

sr_everpregnant: Have you ever been pregnant?

Information	[Type= discrete] [Format=numeric] [Range= 1-93] [Missing=*]
Statistics [NW/ W]	[Valid=1772 /-] [Invalid=5258 /-]

Value	Label	Cases	Percentage
1	Yes	1042	58.8%
2	No	728	41.1%
93	Prefer not to answer	2	0.1%
System		5258	

Warning: these figures indicate the number of cases found in the data file. They cannot be interpreted as summary statistics of the population of interest.

sr_pregnant_last_12mths: Have you been pregnant in the last 12 months?

Information	[Type= discrete] [Format=numeric] [Range= 1-93] [Missing=*]
Statistics [NW/ W]	[Valid=1072 /-] [Invalid=5958 /-]

Value	Label	Cases	Percentage
1	Yes	189	17.6%
2	No	882	82.3%
93	Prefer not to answer	1	0.1%
System		5958	

Warning: these figures indicate the number of cases found in the data file. They cannot be interpreted as summary statistics of the population of interest.

sr_preg_last_12mths_outcome: What was the outcome of the pregnancy?

Information	[Type= discrete] [Format=numeric] [Range= 1-96] [Missing=*]
Statistics [NW/ W]	[Valid=189 /-] [Invalid=6841 /-]

# sr_preg_last_12mths_outcome: What was the outcome of the pregnancy?			
Value	Label	Cases	Percentage
1	Live birth at term	174	92.1%
2	Premature delivery	3	1.6%
3	Miscarriage or still birth	10	5.3%
4	Termination of pregnancy	0	
96	Other	2	1.1%
Sysmiss		6841	
<i>Warning: these figures indicate the number of cases found in the data file. They cannot be interpreted as summary statistics of the population of interest.</i>			
# sr_premature_last_12mths: How many weeks old was the premature delivery?			
Information	[Type= discrete] [Format=character] [Missing=*]		
Statistics [NW/ W]	[Valid=3 /-] [Invalid=0 /-]		
# sr_mis_stillbir_last_12mths: What was the gestation period of the miscarriage/still birth?			
Information	[Type= discrete] [Format=character] [Missing=*]		
Statistics [NW/ W]	[Valid=10 /-] [Invalid=0 /-]		
# sr_agepregnant: How old were you the first time you got pregnant? [age in years]			
Information	[Type= discrete] [Format=character] [Missing=*]		
Statistics [NW/ W]	[Valid=1063 /-] [Invalid=0 /-]		
# sr_share_agepregnant: How old were you the first time you got pregnant? [age in years]			
Information	[Type= discrete] [Format=numeric] [Range= 93-98] [Missing=*]		
Statistics [NW/ W]	[Valid=9 /-] [Invalid=7021 /-]		
Value	Label	Cases	Percentage
93	Prefer not to answer	3	33.3%
98	Don't know	6	66.7%
Sysmiss		7021	
<i>Warning: these figures indicate the number of cases found in the data file. They cannot be interpreted as summary statistics of the population of interest.</i>			
# sr_times_pregnant: How many times have you been pregnant? (including pregnancies that did not go to			
Information	[Type= discrete] [Format=character] [Missing=*]		
Statistics [NW/ W]	[Valid=1041 /-] [Invalid=0 /-]		
# sr_times_birth: How many times have you given birth? (include both live births and stillbirths.			
Information	[Type= discrete] [Format=character] [Missing=*]		
Statistics [NW/ W]	[Valid=1042 /-] [Invalid=0 /-]		
# sr_children_alive_fem: How many of these children are still alive?			
Information	[Type= discrete] [Format=character] [Missing=*]		
Statistics [NW/ W]	[Valid=0 /-] [Invalid=0 /-]		
# sr_areusemeth_avoidpreg: Are you currently using any contraceptive methods to prevent pregnancy?			
Information	[Type= discrete] [Format=numeric] [Range= 1-93] [Missing=*]		
Statistics [NW/ W]	[Valid=1691 /-] [Invalid=5339 /-]		
Value	Label	Cases	Percentage
1	Yes	867	51.3%
2	No	822	48.6%
93	Prefer not to answer	2	0.1%

sr_areusemeth_avoidpreg: Are you currently using any contraceptive methods to prevent pregnancy?

Value	Label	Cases	Percentage
Sysmiss		5339	

Warning: these figures indicate the number of cases found in the data file. They cannot be interpreted as summary statistics of the population of interest.

# sr_currmeth_avoidpreg_1: Which methods are you currently using? Male condom			
Information		[Type= discrete] [Format=numeric] [Range= 1-96] [Missing=*]	
Statistics [NW/ W]		[Valid=44 /-] [Invalid=6986 /-]	
Value	Label	Cases	Percentage
1	Male condom	44	100.0%
2	Female condom	0	
3	Female sterilization ('tubal ligation')	0	
4	Male sterilization ('vasectomy')	0	
5	IUD/loop	0	
6	Injectable contraceptives	0	
7	Implants	0	
8	Oral contraceptive pills	0	
9	Douching after sex	0	
10	Traditional methods	0	
93	Prefer not to answer	0	
96	Other, specify	0	
Sysmiss		6986	
<i>Warning: these figures indicate the number of cases found in the data file. They cannot be interpreted as summary statistics of the population of interest.</i>			
# sr_currmeth_avoidpreg_2: Which methods are you currently using? Female condom			
Information		[Type= discrete] [Format=numeric] [Range= 1-96] [Missing=*]	
Statistics [NW/ W]		[Valid=3 /-] [Invalid=7027 /-]	
Value	Label	Cases	Percentage
1	Male condom	0	
2	Female condom	3	100.0%
3	Female sterilization ('tubal ligation')	0	
4	Male sterilization ('vasectomy')	0	
5	IUD/loop	0	
6	Injectable contraceptives	0	
7	Implants	0	
8	Oral contraceptive pills	0	
9	Douching after sex	0	
10	Traditional methods	0	
93	Prefer not to answer	0	
96	Other, specify	0	
Sysmiss		7027	
<i>Warning: these figures indicate the number of cases found in the data file. They cannot be interpreted as summary statistics of the population of interest.</i>			
# sr_currmeth_avoidpreg_3: Which methods are you currently using? Female sterilization ('tubal ligation')			
Information		[Type= discrete] [Format=numeric] [Range= 1-96] [Missing=*]	
Statistics [NW/ W]		[Valid=2 /-] [Invalid=7028 /-]	
Value	Label	Cases	Percentage
1	Male condom	0	
2	Female condom	0	
3	Female sterilization ('tubal ligation')	2	100.0%
4	Male sterilization ('vasectomy')	0	
5	IUD/loop	0	

sr_currmeth_avoidpreg_3: Which methods are you currently using? Female sterilization ('tubal ligation')

Value	Label	Cases	Percentage
6	Injectable contraceptives	0	
7	Implants	0	
8	Oral contraceptive pills	0	
9	Douching after sex	0	
10	Traditional methods	0	
93	Prefer not to answer	0	
96	Other, specify	0	
Sysmiss		7028	

Warning: these figures indicate the number of cases found in the data file. They cannot be interpreted as summary statistics of the population of interest.

sr_currmeth_avoidpreg_4: Which methods are you currently using? Male sterilization ('vasectomy')

Information	[Type= discrete] [Format=numeric] [Range= 1-96] [Missing=*]
Statistics [NW/ W]	[Valid=1 /-] [Invalid=7029 /-]

Value	Label	Cases	Percentage
1	Male condom	0	
2	Female condom	0	
3	Female sterilization ('tubal ligation')	0	
4	Male sterilization ('vasectomy')	1	100.0%
5	IUD/loop	0	
6	Injectable contraceptives	0	
7	Implants	0	
8	Oral contraceptive pills	0	
9	Douching after sex	0	
10	Traditional methods	0	
93	Prefer not to answer	0	
96	Other, specify	0	
Sysmiss		7029	

Warning: these figures indicate the number of cases found in the data file. They cannot be interpreted as summary statistics of the population of interest.

sr_currmeth_avoidpreg_5: Which methods are you currently using? IUD/loop

Information	[Type= discrete] [Format=numeric] [Range= 1-96] [Missing=*]
Statistics [NW/ W]	[Valid=14 /-] [Invalid=7016 /-]

Value	Label	Cases	Percentage
1	Male condom	0	
2	Female condom	0	
3	Female sterilization ('tubal ligation')	0	
4	Male sterilization ('vasectomy')	0	
5	IUD/loop	14	100.0%
6	Injectable contraceptives	0	
7	Implants	0	
8	Oral contraceptive pills	0	
9	Douching after sex	0	
10	Traditional methods	0	
93	Prefer not to answer	0	
96	Other, specify	0	
Sysmiss		7016	

sr_currmeth_avoidpreg_5: Which methods are you currently using? IUD/loop

Warning: these figures indicate the number of cases found in the data file. They cannot be interpreted as summary statistics of the population of interest.

sr_currmeth_avoidpreg_6: Which methods are you currently using? Injectable contraceptives

Information [Type= discrete] [Format=numeric] [Range= 1-96] [Missing=*]

Statistics [NW/ W] [Valid=357 /-] [Invalid=6673 /-]

Value	Label	Cases	Percentage
1	Male condom	0	
2	Female condom	0	
3	Female sterilization ('tubal ligation')	0	
4	Male sterilization ('vasectomy')	0	
5	IUD/loop	0	
6	Injectable contraceptives	357	100.0%
7	Implants	0	
8	Oral contraceptive pills	0	
9	Douching after sex	0	
10	Traditional methods	0	
93	Prefer not to answer	0	
96	Other, specify	0	
Sysmiss		6673	

Warning: these figures indicate the number of cases found in the data file. They cannot be interpreted as summary statistics of the population of interest.

sr_currmeth_avoidpreg_7: Which methods are you currently using? Implants

Information [Type= discrete] [Format=numeric] [Range= 1-96] [Missing=*]

Statistics [NW/ W] [Valid=425 /-] [Invalid=6605 /-]

Value	Label	Cases	Percentage
1	Male condom	0	
2	Female condom	0	
3	Female sterilization ('tubal ligation')	0	
4	Male sterilization ('vasectomy')	0	
5	IUD/loop	0	
6	Injectable contraceptives	0	
7	Implants	425	100.0%
8	Oral contraceptive pills	0	
9	Douching after sex	0	
10	Traditional methods	0	
93	Prefer not to answer	0	
96	Other, specify	0	
Sysmiss		6605	

Warning: these figures indicate the number of cases found in the data file. They cannot be interpreted as summary statistics of the population of interest.

sr_currmeth_avoidpreg_8: Which methods are you currently using? Oral contraceptive pills

Information [Type= discrete] [Format=numeric] [Range= 1-96] [Missing=*]

Statistics [NW/ W] [Valid=31 /-] [Invalid=6999 /-]

Value	Label	Cases	Percentage
1	Male condom	0	
2	Female condom	0	
3	Female sterilization ('tubal ligation')	0	

sr_currmeth_avoidpreg_8: Which methods are you currently using? Oral contraceptive pills

Value	Label	Cases	Percentage
4	Male sterilization ('vasectomy')	0	
5	IUD/loop	0	
6	Injectable contraceptives	0	
7	Implants	0	
8	Oral contraceptive pills	31	100.0%
9	Douching after sex	0	
10	Traditional methods	0	
93	Prefer not to answer	0	
96	Other, specify	0	
Sysmiss		6999	

Warning: these figures indicate the number of cases found in the data file. They cannot be interpreted as summary statistics of the population of interest.

sr_currmeth_avoidpreg_9: Which methods are you currently using? Douching after sex

Information	[Type= discrete] [Format=numeric] [Range= 1-96] [Missing=*]
Statistics [NW/ W]	[Valid=0 /-] [Invalid=7030 /-]

Value	Label	Cases	Percentage
1	Male condom	0	
2	Female condom	0	
3	Female sterilization ('tubal ligation')	0	
4	Male sterilization ('vasectomy')	0	
5	IUD/loop	0	
6	Injectable contraceptives	0	
7	Implants	0	
8	Oral contraceptive pills	0	
9	Douching after sex	0	
10	Traditional methods	0	
93	Prefer not to answer	0	
96	Other, specify	0	
Sysmiss		7030	

Warning: these figures indicate the number of cases found in the data file. They cannot be interpreted as summary statistics of the population of interest.

sr_currmeth_avoidpreg_10: Which methods are you currently using? Traditional methods

Information	[Type= discrete] [Format=numeric] [Range= 1-96] [Missing=*]
Statistics [NW/ W]	[Valid=0 /-] [Invalid=7030 /-]

Value	Label	Cases	Percentage
1	Male condom	0	
2	Female condom	0	
3	Female sterilization ('tubal ligation')	0	
4	Male sterilization ('vasectomy')	0	
5	IUD/loop	0	
6	Injectable contraceptives	0	
7	Implants	0	
8	Oral contraceptive pills	0	
9	Douching after sex	0	
10	Traditional methods	0	
93	Prefer not to answer	0	

# sr_currmeth_avoidpreg_10: Which methods are you currently using? Traditional methods			
Value	Label	Cases	Percentage
96	Other, specify	0	
Sysmiss		7030	
<i>Warning: these figures indicate the number of cases found in the data file. They cannot be interpreted as summary statistics of the population of interest.</i>			
# sr_currmeth_avoidpreg_96: Which methods are you currently using? Other, specify			
Information	[Type= discrete] [Format=numeric] [Range= 1-96] [Missing=*]		
Statistics [NW/ W]	[Valid=2 /-] [Invalid=7028 /-]		
Value	Label	Cases	Percentage
1	Male condom	0	
2	Female condom	0	
3	Female sterilization ('tubal ligation')	0	
4	Male sterilization ('vasectomy')	0	
5	IUD/loop	0	
6	Injectable contraceptives	0	
7	Implants	0	
8	Oral contraceptive pills	0	
9	Douching after sex	0	
10	Traditional methods	0	
93	Prefer not to answer	0	
96	Other, specify	2	100.0%
Sysmiss		7028	
<i>Warning: these figures indicate the number of cases found in the data file. They cannot be interpreted as summary statistics of the population of interest.</i>			
# sr_currmeth_avoidpreg_93: Which methods are you currently using? Prefer not to answer			
Information	[Type= discrete] [Format=numeric] [Range= 1-96] [Missing=*]		
Statistics [NW/ W]	[Valid=2 /-] [Invalid=7028 /-]		
Value	Label	Cases	Percentage
1	Male condom	0	
2	Female condom	0	
3	Female sterilization ('tubal ligation')	0	
4	Male sterilization ('vasectomy')	0	
5	IUD/loop	0	
6	Injectable contraceptives	0	
7	Implants	0	
8	Oral contraceptive pills	0	
9	Douching after sex	0	
10	Traditional methods	0	
93	Prefer not to answer	2	100.0%
96	Other, specify	0	
Sysmiss		7028	
<i>Warning: these figures indicate the number of cases found in the data file. They cannot be interpreted as summary statistics of the population of interest.</i>			
# sr_whatmeth_avoidpreg12mth: In the past 12 months, have you used any method to avoid getting pregnant?			
Information	[Type= discrete] [Format=numeric] [Range= 1-93] [Missing=*]		
Statistics [NW/ W]	[Valid=1772 /-] [Invalid=5258 /-]		

sr_whatmeth_avoidpreg12mth: In the past 12 months, have you used any method to avoid getting pregnant?

Value	Label	Cases	Percentage
1	Yes	759	42.8%
2	No	1011	57.1%
93	Prefer not to answer	2	0.1%
Sysmiss		5258	

Warning: these figures indicate the number of cases found in the data file. They cannot be interpreted as summary statistics of the population of interest.

sr_meth_avoidpreg12mth_1: Which methods were you using? Male condom

Information	[Type= discrete] [Format=numeric] [Range= 1-96] [Missing=*]
Statistics [NW/ W]	[Valid=51 /-] [Invalid=6979 /-]

Value	Label	Cases	Percentage
1	Male condom	51	100.0%
2	Female condom	0	
3	Female sterilization ('tubal ligation')	0	
4	Male sterilization ('vasectomy')	0	
5	IUD/loop	0	
6	Injectable contraceptives	0	
7	Implants	0	
8	Oral contraceptive pills	0	
9	Douching after sex	0	
10	Traditional methods	0	
93	Prefer not to answer	0	
96	Other, specify	0	
Sysmiss		6979	

Warning: these figures indicate the number of cases found in the data file. They cannot be interpreted as summary statistics of the population of interest.

sr_meth_avoidpreg12mth_2: Which methods were you using? Female condom

Information	[Type= discrete] [Format=numeric] [Range= 1-96] [Missing=*]
Statistics [NW/ W]	[Valid=1 /-] [Invalid=7029 /-]

Value	Label	Cases	Percentage
1	Male condom	0	
2	Female condom	1	100.0%
3	Female sterilization ('tubal ligation')	0	
4	Male sterilization ('vasectomy')	0	
5	IUD/loop	0	
6	Injectable contraceptives	0	
7	Implants	0	
8	Oral contraceptive pills	0	
9	Douching after sex	0	
10	Traditional methods	0	
93	Prefer not to answer	0	
96	Other, specify	0	
Sysmiss		7029	

Warning: these figures indicate the number of cases found in the data file. They cannot be interpreted as summary statistics of the population of interest.

sr_meth_avoidpreg12mth_3: Which methods were you using? Female sterilization ('tubal ligation')

Information	[Type= discrete] [Format=numeric] [Range= 1-96] [Missing=*]
--------------------	---

sr_meth_avoidpreg12mth_3: Which methods were you using? Female sterilization ('tubal ligation')

Statistics [NW/ W] [Valid=3 /-] [Invalid=7027 /-]

Value	Label	Cases	Percentage
1	Male condom	0	
2	Female condom	0	
3	Female sterilization ('tubal ligation')	3	100.0%
4	Male sterilization ('vasectomy')	0	
5	IUD/loop	0	
6	Injectable contraceptives	0	
7	Implants	0	
8	Oral contraceptive pills	0	
9	Douching after sex	0	
10	Traditional methods	0	
93	Prefer not to answer	0	
96	Other, specify	0	
Sysmiss		7027	

Warning: these figures indicate the number of cases found in the data file. They cannot be interpreted as summary statistics of the population of interest.

sr_meth_avoidpreg12mth_4: Which methods were you using? Male sterilization ('vasectomy')

Information [Type= discrete] [Format=numeric] [Range= 1-96] [Missing=*]

Statistics [NW/ W] [Valid=0 /-] [Invalid=7030 /-]

Value	Label	Cases	Percentage
1	Male condom	0	
2	Female condom	0	
3	Female sterilization ('tubal ligation')	0	
4	Male sterilization ('vasectomy')	0	
5	IUD/loop	0	
6	Injectable contraceptives	0	
7	Implants	0	
8	Oral contraceptive pills	0	
9	Douching after sex	0	
10	Traditional methods	0	
93	Prefer not to answer	0	
96	Other, specify	0	
Sysmiss		7030	

Warning: these figures indicate the number of cases found in the data file. They cannot be interpreted as summary statistics of the population of interest.

sr_meth_avoidpreg12mth_5: Which methods were you using? IUD/loop

Information [Type= discrete] [Format=numeric] [Range= 1-96] [Missing=*]

Statistics [NW/ W] [Valid=9 /-] [Invalid=7021 /-]

Value	Label	Cases	Percentage
1	Male condom	0	
2	Female condom	0	
3	Female sterilization ('tubal ligation')	0	
4	Male sterilization ('vasectomy')	0	
5	IUD/loop	9	100.0%
6	Injectable contraceptives	0	

# sr_meth_avoidpreg12mth_5: Which methods were you using? IUD/loop			
Value	Label	Cases	Percentage
7	Implants	0	
8	Oral contraceptive pills	0	
9	Douching after sex	0	
10	Traditional methods	0	
93	Prefer not to answer	0	
96	Other, specify	0	
Sysmiss		7021	
<i>Warning: these figures indicate the number of cases found in the data file. They cannot be interpreted as summary statistics of the population of interest.</i>			
# sr_meth_avoidpreg12mth_6: Which methods were you using? Injectable contraceptives			
Information	[Type= discrete] [Format=numeric] [Range= 1-96] [Missing=*]		
Statistics [NW/ W]	[Valid=336 /-] [Invalid=6694 /-]		
Value	Label	Cases	Percentage
1	Male condom	0	
2	Female condom	0	
3	Female sterilization ('tubal ligation')	0	
4	Male sterilization ('vasectomy')	0	
5	IUD/loop	0	
6	Injectable contraceptives	336	100.0%
7	Implants	0	
8	Oral contraceptive pills	0	
9	Douching after sex	0	
10	Traditional methods	0	
93	Prefer not to answer	0	
96	Other, specify	0	
Sysmiss		6694	
<i>Warning: these figures indicate the number of cases found in the data file. They cannot be interpreted as summary statistics of the population of interest.</i>			
# sr_meth_avoidpreg12mth_7: Which methods were you using? Implants			
Information	[Type= discrete] [Format=numeric] [Range= 1-96] [Missing=*]		
Statistics [NW/ W]	[Valid=339 /-] [Invalid=6691 /-]		
Value	Label	Cases	Percentage
1	Male condom	0	
2	Female condom	0	
3	Female sterilization ('tubal ligation')	0	
4	Male sterilization ('vasectomy')	0	
5	IUD/loop	0	
6	Injectable contraceptives	0	
7	Implants	339	100.0%
8	Oral contraceptive pills	0	
9	Douching after sex	0	
10	Traditional methods	0	
93	Prefer not to answer	0	
96	Other, specify	0	
Sysmiss		6691	
<i>Warning: these figures indicate the number of cases found in the data file. They cannot be interpreted as summary statistics of the population of interest.</i>			

# sr_meth_avoidpreg12mth_8: Which methods were you using? Oral contraceptive pills			
Information		[Type= discrete] [Format=numeric] [Range= 1-96] [Missing=*]	
Statistics [NW/ W]		[Valid=29 /-] [Invalid=7001 /-]	
Value	Label	Cases	Percentage
1	Male condom	0	
2	Female condom	0	
3	Female sterilization ('tubal ligation')	0	
4	Male sterilization ('vasectomy')	0	
5	IUD/loop	0	
6	Injectable contraceptives	0	
7	Implants	0	
8	Oral contraceptive pills	29	100.0%
9	Douching after sex	0	
10	Traditional methods	0	
93	Prefer not to answer	0	
96	Other, specify	0	
Sysmiss		7001	
<i>Warning: these figures indicate the number of cases found in the data file. They cannot be interpreted as summary statistics of the population of interest.</i>			
# sr_meth_avoidpreg12mth_9: Which methods were you using? Douching after sex			
Information		[Type= discrete] [Format=numeric] [Range= 1-96] [Missing=*]	
Statistics [NW/ W]		[Valid=0 /-] [Invalid=7030 /-]	
Value	Label	Cases	Percentage
1	Male condom	0	
2	Female condom	0	
3	Female sterilization ('tubal ligation')	0	
4	Male sterilization ('vasectomy')	0	
5	IUD/loop	0	
6	Injectable contraceptives	0	
7	Implants	0	
8	Oral contraceptive pills	0	
9	Douching after sex	0	
10	Traditional methods	0	
93	Prefer not to answer	0	
96	Other, specify	0	
Sysmiss		7030	
<i>Warning: these figures indicate the number of cases found in the data file. They cannot be interpreted as summary statistics of the population of interest.</i>			
# sr_meth_avoidpreg12mth_10: Which methods were you using? Traditional methods			
Information		[Type= discrete] [Format=numeric] [Range= 1-96] [Missing=*]	
Statistics [NW/ W]		[Valid=0 /-] [Invalid=7030 /-]	
Value	Label	Cases	Percentage
1	Male condom	0	
2	Female condom	0	
3	Female sterilization ('tubal ligation')	0	
4	Male sterilization ('vasectomy')	0	
5	IUD/loop	0	

# sr_meth_avoidpreg12mth_10: Which methods were you using? Traditional methods			
Value	Label	Cases	Percentage
6	Injectable contraceptives	0	
7	Implants	0	
8	Oral contraceptive pills	0	
9	Douching after sex	0	
10	Traditional methods	0	
93	Prefer not to answer	0	
96	Other, specify	0	
Sysmiss		7030	
<i>Warning: these figures indicate the number of cases found in the data file. They cannot be interpreted as summary statistics of the population of interest.</i>			
# sr_meth_avoidpreg12mth_96: Which methods were you using? Other, specify			
Information	[Type= discrete] [Format=numeric] [Range= 1-96] [Missing=*]		
Statistics [NW/ W]	[Valid=2 /-] [Invalid=7028 /-]		
Value	Label	Cases	Percentage
1	Male condom	0	
2	Female condom	0	
3	Female sterilization ('tubal ligation')	0	
4	Male sterilization ('vasectomy')	0	
5	IUD/loop	0	
6	Injectable contraceptives	0	
7	Implants	0	
8	Oral contraceptive pills	0	
9	Douching after sex	0	
10	Traditional methods	0	
93	Prefer not to answer	0	
96	Other, specify	2	100.0%
Sysmiss		7028	
<i>Warning: these figures indicate the number of cases found in the data file. They cannot be interpreted as summary statistics of the population of interest.</i>			
# sr_meth_avoidpreg12mth_93: Which methods were you using? Prefer not to answer			
Information	[Type= discrete] [Format=numeric] [Range= 1-96] [Missing=*]		
Statistics [NW/ W]	[Valid=1 /-] [Invalid=7029 /-]		
Value	Label	Cases	Percentage
1	Male condom	0	
2	Female condom	0	
3	Female sterilization ('tubal ligation')	0	
4	Male sterilization ('vasectomy')	0	
5	IUD/loop	0	
6	Injectable contraceptives	0	
7	Implants	0	
8	Oral contraceptive pills	0	
9	Douching after sex	0	
10	Traditional methods	0	
93	Prefer not to answer	1	100.0%
96	Other, specify	0	
Sysmiss		7029	

# sr_meth_avoidpreg12mth_93: Which methods were you using? Prefer not to answer			
<i>Warning: these figures indicate the number of cases found in the data file. They cannot be interpreted as summary statistics of the population of interest.</i>			
# sr_meth_otherspec12mth: Other method, please specify:			
Information	[Type= discrete] [Format=character] [Missing=*]		
Statistics [NW/ W]	[Valid=2 /-] [Invalid=0 /-]		
# sr_quest_stoptime: Questionnaire - Stop time			
Information	[Type= discrete] [Format=character] [Missing=*]		
Statistics [NW/ W]	[Valid=3305 /-]		
# partic_capable_self_int: For Fieldworker:Is the participant comfortable to complete the self-interview by			
Information	[Type= discrete] [Format=numeric] [Range= 1-2] [Missing=*]		
Statistics [NW/ W]	[Valid=3283 /-] [Invalid=3747 /-]		
Value	Label	Cases	Percentage
1	Yes	3052	93.0%
2	No - Fieldworker will administer the questionnaire	231	7.0%
Sysmiss		3747	
<i>Warning: these figures indicate the number of cases found in the data file. They cannot be interpreted as summary statistics of the population of interest.</i>			
# srs_quest_starttime: Questionnaire - Start time			
Information	[Type= discrete] [Format=character] [Missing=*]		
Statistics [NW/ W]	[Valid=3299 /-]		
# srs_everhadsex: Have you ever had sex?			
Information	[Type= discrete] [Format=numeric] [Range= 1-93] [Missing=*]		
Statistics [NW/ W]	[Valid=3304 /-] [Invalid=3726 /-]		
Value	Label	Cases	Percentage
1	Yes	2282	69.1%
2	No	919	27.8%
93	Prefer not to answer	103	3.1%
Sysmiss		3726	
<i>Warning: these figures indicate the number of cases found in the data file. They cannot be interpreted as summary statistics of the population of interest.</i>			
# srs_agefirstsex: If you ever had sex (even if it was not your choice) how old were you the first			
Information	[Type= discrete] [Format=character] [Missing=*]		
Statistics [NW/ W]	[Valid=2163 /-] [Invalid=0 /-]		
# srs_share_agefirstsex: If you ever had sex (even if it was not your choice) how old were you the first			
Information	[Type= discrete] [Format=numeric] [Range= 93-93] [Missing=*]		
Statistics [NW/ W]	[Valid=146 /-] [Invalid=6884 /-]		
Value	Label	Cases	Percentage
93	Prefer not to answer	146	100.0%
Sysmiss		6884	
<i>Warning: these figures indicate the number of cases found in the data file. They cannot be interpreted as summary statistics of the population of interest.</i>			
# srs_firstsexwho: When you had sex for the first time, even if it was not your choice, with whom d			
Information	[Type= discrete] [Format=numeric] [Range= 1-98] [Missing=*]		
Statistics [NW/ W]	[Valid=2303 /-] [Invalid=4727 /-]		

srs_firstsexwho: When you had sex for the first time, even if it was not your choice, with whom d

Value	Label	Cases	Percentage
1	Spouse (husband) / wife (married or living as a married couple)	28	1.2%
2	Husband / Boyfriend / Girlfriend	1920	83.4%
3	The partner you did not know at the time before having sex with him	98	4.3%
4	Someone I do not know	40	1.7%
5	The teacher / principal of my school	0	
6	My employer	2	0.1%
7	Family member	5	0.2%
8	Neighbor	29	1.3%
9	She was raped	8	0.3%
10	Another person	95	4.1%
98	I do not remember	78	3.4%
Sysmiss		4727	

Warning: these figures indicate the number of cases found in the data file. They cannot be interpreted as summary statistics of the population of interest.

srs_life_numsexpartn: How many different people have you had sex with in your lifetime (including your

Information	[Type= discrete] [Format=character] [Missing=*]
Statistics [NW/ W]	[Valid=2156 /-] [Invalid=0 /-]

Value	Label	Cases	Percentage
0		8	0.4%
01		1	0.0%
02		1	0.0%
1		541	25.1%
10		52	2.4%
11		11	0.5%
111		3	0.1%
12		5	0.2%
13		3	0.1%
14		3	0.1%
15		10	0.5%
16		7	0.3%
17		1	0.0%
18		3	0.1%
19		2	0.1%
2		472	21.9%
20		19	0.9%
21		8	0.4%
23		2	0.1%
24		1	0.0%
25		4	0.2%
26		1	0.0%
3		406	18.8%
30		2	0.1%
301		1	0.0%
31		4	0.2%

# srs_life_numsexpartn: How many different people have you had sex with in your lifetime (including your			
Value	Label	Cases	Percentage
37		1	0.0%
38		1	0.0%
4		204	9.5%
42		1	0.0%
5		179	8.3%
52		1	0.0%
55		1	0.0%
6		92	4.3%
7		50	2.3%
8		27	1.3%
9		28	1.3%
<i>Warning: these figures indicate the number of cases found in the data file. They cannot be interpreted as summary statistics of the population of interest.</i>			
# srs_sharelife_numsexpartn: How many different people have you had sex with in your lifetime (including your			
Information	[Type= discrete] [Format=numeric] [Range= 93-93] [Missing=*]		
Statistics [NW/ W]	[Valid=149 /-] [Invalid=6881 /-]		
Value	Label	Cases	Percentage
93	Prefer not to answer	149	100.0%
Sysmiss		6881	
<i>Warning: these figures indicate the number of cases found in the data file. They cannot be interpreted as summary statistics of the population of interest.</i>			
# srs_12mth_numsexpartn: How many people have you had sex with in the past 12 months (including your husb			
Information	[Type= discrete] [Format=character] [Missing=*]		
Statistics [NW/ W]	[Valid=1957 /-] [Invalid=0 /-]		
# srs_share12mth_numsexpartn: How many people have you had sex with in the past 12 months (including your husb			
Information	[Type= discrete] [Format=numeric] [Range= 93-95] [Missing=*]		
Statistics [NW/ W]	[Valid=348 /-] [Invalid=6682 /-]		
Value	Label	Cases	Percentage
93	Prefer not to answer	215	61.8%
95	No - I haven't had sex in twelve months	133	38.2%
Sysmiss		6682	
<i>Warning: these figures indicate the number of cases found in the data file. They cannot be interpreted as summary statistics of the population of interest.</i>			
# srs_12mth_newsexpartn: Of the number of partners you had in the last 12 months, how many of these partn			
Information	[Type= discrete] [Format=character] [Missing=*]		
Statistics [NW/ W]	[Valid=1847 /-] [Invalid=0 /-]		
# srs_numsexrelat: Sometimes people have more than one sexual relationship at the same time. How ma			
Information	[Type= discrete] [Format=character] [Missing=*]		
Statistics [NW/ W]	[Valid=2100 /-] [Invalid=0 /-]		
# srs_share_numsexrelat: Sometimes people have more than one sexual relationship at the same time. How ma			
Information	[Type= discrete] [Format=numeric] [Range= 93-93] [Missing=*]		
Statistics [NW/ W]	[Valid=201 /-] [Invalid=6829 /-]		
Value	Label	Cases	Percentage
93	Prefer not to answer	201	100.0%

# srs_share_numsexrelat: Sometimes people have more than one sexual relationship at the same time. How ma			
Value	Label	Cases	Percentage
6829			
<i>Warning: these figures indicate the number of cases found in the data file. They cannot be interpreted as summary statistics of the population of interest.</i>			
# srs_transsex_women: In the past 12 months, have you ever had sex with anyone (for a short period of			
Information		[Type= discrete] [Format=numeric] [Range= 1-93] [Missing=*]	
Statistics [NW/ W]		[Valid=1263 /-] [Invalid=5767 /-]	
Value	Label	Cases	Percentage
1	Yes	98	7.8%
2	No	1118	88.5%
93	Prefer not to answer	47	3.7%
5767			
<i>Warning: these figures indicate the number of cases found in the data file. They cannot be interpreted as summary statistics of the population of interest.</i>			
# srs_transsex_num: In the past 12 months how many different people have you become sexually involve			
Information		[Type= discrete] [Format=character] [Missing=*]	
Statistics [NW/ W]		[Valid=97 /-] [Invalid=0 /-]	
# srs_share_transsex: In the past 12 months how many different people have you become sexually involve			
Information		[Type= discrete] [Format=numeric] [Range= 0-93] [Missing=*]	
Statistics [NW/ W]		[Valid=0 /-] [Invalid=7030 /-]	
Value	Label	Cases	Percentage
0	No	0	
93	Prefer not to answer	0	
7030			
<i>Warning: these figures indicate the number of cases found in the data file. They cannot be interpreted as summary statistics of the population of interest.</i>			
# srs_sexworker: Some people have sex with other people for a living; would you consider yourself			
Information		[Type= discrete] [Format=numeric] [Range= 1-93] [Missing=*]	
Statistics [NW/ W]		[Valid=1264 /-] [Invalid=5766 /-]	
Value	Label	Cases	Percentage
1	Yes	33	2.6%
2	No	1205	95.3%
93	Prefer not to answer	26	2.1%
5766			
<i>Warning: these figures indicate the number of cases found in the data file. They cannot be interpreted as summary statistics of the population of interest.</i>			
# srs_transsex_men: In the past 12 months have you provided a woman who is not a sex worker with hel			
Information		[Type= discrete] [Format=numeric] [Range= 1-93] [Missing=*]	
Statistics [NW/ W]		[Valid=1037 /-] [Invalid=5993 /-]	
Value	Label	Cases	Percentage
1	Yes	68	6.6%
2	No	925	89.2%
93	Prefer not to answer	44	4.2%
5993			
<i>Warning: these figures indicate the number of cases found in the data file. They cannot be interpreted as summary statistics of the population of interest.</i>			

# srs_transsex_men_paid: In the past 12 months how many different people have you paid to have sex with?			
Information	[Type= discrete] [Format=character] [Missing=*]		
Statistics [NW/ W]	[Valid=64 /-] [Invalid=0 /-]		
# srs_usecondom3months: Have you used a condom during sex in the past 3 months?			
Information	[Type= discrete] [Format=numeric] [Range= 0-93] [Missing=*]		
Statistics [NW/ W]	[Valid=1264 /-] [Invalid=5766 /-]		
Value	Label	Cases	Percentage
0	No, I have not had sex in the past three months	231	18.3%
1	Yes	442	35.0%
2	No, I have never used a condom	556	44.0%
93	Prefer not to answer	35	2.8%
Sysmiss		5766	
<i>Warning: these figures indicate the number of cases found in the data file. They cannot be interpreted as summary statistics of the population of interest.</i>			
# srs_usecondomlasttime: Did you use a condom the LAST time you had sex over the past year (whether it wa			
Information	[Type= discrete] [Format=numeric] [Range= 1-93] [Missing=*]		
Statistics [NW/ W]	[Valid=1263 /-] [Invalid=5767 /-]		
Value	Label	Cases	Percentage
1	Yes	491	38.9%
2	No	729	57.7%
93	Prefer not to answer	43	3.4%
Sysmiss		5767	
<i>Warning: these figures indicate the number of cases found in the data file. They cannot be interpreted as summary statistics of the population of interest.</i>			
# srs_condomless_1month: Have you had any sex without a condom in the last month? (condom less sex)			
Information	[Type= discrete] [Format=numeric] [Range= 1-93] [Missing=*]		
Statistics [NW/ W]	[Valid=1264 /-] [Invalid=5766 /-]		
Value	Label	Cases	Percentage
1	Yes	553	43.8%
2	No	674	53.3%
93	Prefer not to answer	37	2.9%
Sysmiss		5766	
<i>Warning: these figures indicate the number of cases found in the data file. They cannot be interpreted as summary statistics of the population of interest.</i>			
# srs_condomless12months: Have you had any sex without a condom in the last 12 months? (condom less sex)			
Information	[Type= discrete] [Format=numeric] [Range= 1-93] [Missing=*]		
Statistics [NW/ W]	[Valid=677 /-] [Invalid=6353 /-]		
Value	Label	Cases	Percentage
1	Yes	190	28.1%
2	No	480	70.9%
93	Prefer not to answer	7	1.0%
Sysmiss		6353	
<i>Warning: these figures indicate the number of cases found in the data file. They cannot be interpreted as summary statistics of the population of interest.</i>			

# srs_recnt1_sexin12mths: Have you had sex with this person in the past 12 months?			
Information	[Type= discrete] [Format=numeric] [Range= 1-98] [Missing=*]		
Statistics [NW/ W]	[Valid=1866 /-] [Invalid=5164 /-]		
Value	Label	Cases	Percentage
1	Yes	1157	62.0%
2	No	425	22.8%
93	Prefer not to answer	252	13.5%
98	Don't know	32	1.7%
Sysmiss		5164	
<i>Warning: these figures indicate the number of cases found in the data file. They cannot be interpreted as summary statistics of the population of interest.</i>			
# srs_recnt1_relationship: When you last had sex with this person, what was your relationship to that perso			
Information	[Type= discrete] [Format=numeric] [Range= 1-93] [Missing=*]		
Statistics [NW/ W]	[Valid=1158 /-] [Invalid=5872 /-]		
Value	Label	Cases	Percentage
1	We were married, or in a civil partnership, or living together as a couple	45	3.9%
2	We were in a steady relationship	996	86.0%
3	We had previously been married or in a civil partnership, or living together as a couple, but were not at that time	13	1.1%
4	We had previously been in a steady relationship, but were not at that time	52	4.5%
5	We had known each other before, but were not in a steady relationship at that time	25	2.2%
6	We did not know each other at that time	8	0.7%
93	Prefer not to answer	19	1.6%
Sysmiss		5872	
<i>Warning: these figures indicate the number of cases found in the data file. They cannot be interpreted as summary statistics of the population of interest.</i>			
# srs_recnt1_sex_someone: During your relationship with this person, did you have sex with someone else?			
Information	[Type= discrete] [Format=numeric] [Range= 1-98] [Missing=*]		
Statistics [NW/ W]	[Valid=1157 /-] [Invalid=5873 /-]		
Value	Label	Cases	Percentage
1	Yes	288	24.9%
2	No	838	72.4%
93	Prefer not to answer	8	0.7%
98	Don't know	23	2.0%
Sysmiss		5873	
<i>Warning: these figures indicate the number of cases found in the data file. They cannot be interpreted as summary statistics of the population of interest.</i>			
# srs_recnt1_personage: How old is this person (if you do not know, please make your best guess)? [in ye			
Information	[Type= discrete] [Format=character] [Missing=*]		
Statistics [NW/ W]	[Valid=1127 /-] [Invalid=0 /-]		
# srs_recnt1_shareage: How old is this person (if you do not know, please make your best guess)? [in ye			
Information	[Type= discrete] [Format=numeric] [Range= 93-98] [Missing=*]		
Statistics [NW/ W]	[Valid=30 /-] [Invalid=7000 /-]		
Value	Label	Cases	Percentage
93	Prefer not to answer	12	40.0%

# srs_recnt1_shareage: How old is this person (if you do not know, please make your best guess)? [in ye			
Value	Label	Cases	Percentage
98	Don't know	18	60.0%
Sysmiss		7000	
<i>Warning: these figures indicate the number of cases found in the data file. They cannot be interpreted as summary statistics of the population of interest.</i>			
# srs_recnt1_lastconduse: Did you use a condom the last time you had sex with this person?			
Information		[Type= discrete] [Format=numeric] [Range= 1-98] [Missing=*]	
Statistics [NW/ W]		[Valid=1157 /-] [Invalid=5873 /-]	
Value	Label	Cases	Percentage
1	Yes	440	38.0%
2	No	683	59.0%
93	Prefer not to answer	19	1.6%
98	Don't know	15	1.3%
Sysmiss		5873	
<i>Warning: these figures indicate the number of cases found in the data file. They cannot be interpreted as summary statistics of the population of interest.</i>			
# srs_recnt1_whyastcondom: If no, why did you or [name] NOT use a condom? (last sex)			
Information		[Type= discrete] [Format=numeric] [Range= 1-98] [Missing=*]	
Statistics [NW/ W]		[Valid=683 /-] [Invalid=6347 /-]	
Value	Label	Cases	Percentage
1	I don't like condoms/interfere with pleasure	128	18.7%
2	My partner does not like condoms/ interfere with pleasure	81	11.9%
3	We did not have a condom/condom not available/no money	93	13.6%
4	I have no control over condom use/I was afraid of violence if suggested condoms	2	0.3%
5	I trust my partner	242	35.4%
6	I know my partner is HIV negative	46	6.7%
7	I was too drunk/My partner was too drunk	1	0.1%
8	Because he is circumcised	17	2.5%
9	I/my partner is trying to have a baby	15	2.2%
10	Because I/my partner is taking ART	3	0.4%
11	Religious reasons	1	0.1%
93	Prefer not to answer	19	2.8%
98	Don't know	35	5.1%
Sysmiss		6347	
<i>Warning: these figures indicate the number of cases found in the data file. They cannot be interpreted as summary statistics of the population of interest.</i>			
# srs_recnt1_aclohbefore: Did you drink alcohol before the last time you had sex with [name]?			
Information		[Type= discrete] [Format=numeric] [Range= 1-98] [Missing=*]	
Statistics [NW/ W]		[Valid=1157 /-] [Invalid=5873 /-]	
Value	Label	Cases	Percentage
1	Yes	86	7.4%
2	No	1064	92.0%
93	Prefer not to answer	5	0.4%
98	Don't know	2	0.2%
Sysmiss		5873	
<i>Warning: these figures indicate the number of cases found in the data file. They cannot be interpreted as summary statistics of the population of interest.</i>			

# srs_recnt1_giftlast: The last time you had sex with [name], did you give or were you given a gift in			
Information	[Type= discrete] [Format=numeric] [Range= 1-93] [Missing=*]		
Statistics [NW/ W]	[Valid=1156 /-] [Invalid=5874 /-]		
Value	Label	Cases	Percentage
1	Yes, I received a gift	113	9.8%
2	No, I did not give or receive a gift	873	75.5%
3	Yes, I gave a gift	79	6.8%
93	Prefer not to answer	91	7.9%
Sysmiss		5874	
<i>Warning: these figures indicate the number of cases found in the data file. They cannot be interpreted as summary statistics of the population of interest.</i>			
# srs_recnt1_moneylast: The last time you had sex with [name], did you give or were you given money in o			
Information	[Type= discrete] [Format=numeric] [Range= 1-93] [Missing=*]		
Statistics [NW/ W]	[Valid=1157 /-] [Invalid=5873 /-]		
Value	Label	Cases	Percentage
1	Yes, I got the money	100	8.6%
2	No, I did not give or receive money	909	78.6%
3	Yes, I gave money	63	5.4%
93	Prefer not to answer	85	7.3%
Sysmiss		5873	
<i>Warning: these figures indicate the number of cases found in the data file. They cannot be interpreted as summary statistics of the population of interest.</i>			
# srs_recnt1_knwpartnstatus: Do you know the HIV status of [name]?			
Information	[Type= discrete] [Format=numeric] [Range= 1-98] [Missing=*]		
Statistics [NW/ W]	[Valid=1157 /-] [Invalid=5873 /-]		
Value	Label	Cases	Percentage
1	Yes	717	62.0%
2	No	402	34.7%
93	Prefer not to answer	13	1.1%
98	Don't know	25	2.2%
Sysmiss		5873	
<i>Warning: these figures indicate the number of cases found in the data file. They cannot be interpreted as summary statistics of the population of interest.</i>			
# srs_recnt1_partnstatus: What is the HIV status of [name]?			
Information	[Type= discrete] [Format=numeric] [Range= 0-93] [Missing=*]		
Statistics [NW/ W]	[Valid=719 /-] [Invalid=6311 /-]		
Value	Label	Cases	Percentage
0	Partner is Negative	637	88.6%
1	Partner is Positive	57	7.9%
93	Prefer not to answer	25	3.5%
Sysmiss		6311	
<i>Warning: these figures indicate the number of cases found in the data file. They cannot be interpreted as summary statistics of the population of interest.</i>			
# srs_recnt1_partn_onart: Do you know if [name]is taking ART?			
Information	[Type= discrete] [Format=numeric] [Range= 1-98] [Missing=*]		
Statistics [NW/ W]	[Valid=57 /-] [Invalid=6973 /-]		
Value	Label	Cases	Percentage
1	Yes, he is taking ART	45	78.9%

# srs_recnt1_partn_onart: Do you know if [name]is taking ART?			
Value	Label	Cases	Percentage
2	No, he is not taking ART	4	7.0%
93	Prefer not to answer	0	
98	Don't know	8	14.0%
Sysmiss		6973	
<i>Warning: these figures indicate the number of cases found in the data file. They cannot be interpreted as summary statistics of the population of interest.</i>			
# srs_recnt1_knowyourhivstat: Does this person know your current HIV status?			
Information		[Type= discrete] [Format=numeric] [Range= 1-98] [Missing=*]	
Statistics [NW/ W]		[Valid=1157 /-] [Invalid=5873 /-]	
Value	Label	Cases	Percentage
1	Yes	731	63.2%
2	No	380	32.8%
93	Prefer not to answer	14	1.2%
98	Don't know	32	2.8%
Sysmiss		5873	
<i>Warning: these figures indicate the number of cases found in the data file. They cannot be interpreted as summary statistics of the population of interest.</i>			
# srs_recnt1_takeprep: During your relationship with [name] in the past year, did you take PrEP to prev			
Information		[Type= discrete] [Format=numeric] [Range= 1-98] [Missing=*]	
Statistics [NW/ W]		[Valid=1157 /-] [Invalid=5873 /-]	
Value	Label	Cases	Percentage
1	Yes	193	16.7%
2	No	910	78.7%
93	Prefer not to answer	11	1.0%
98	Don't know	43	3.7%
Sysmiss		5873	
<i>Warning: these figures indicate the number of cases found in the data file. They cannot be interpreted as summary statistics of the population of interest.</i>			
# srs_recnt1_no_preparas: Why did you decide not to take PrEP?			
Information		[Type= discrete] [Format=numeric] [Range= 1-96] [Missing=*]	
Statistics [NW/ W]		[Valid=912 /-] [Invalid=6118 /-]	
Value	Label	Cases	Percentage
1	Did not know about PrEP	346	37.9%
2	I do not feel that I need it	319	35.0%
3	I am worried about its side effects or safety	49	5.4%
4	It is inconvenient to go through the process at the Clinic	33	3.6%
5	I am worried that my partner or family would disapprove	11	1.2%
93	Prefer not to answer	121	13.3%
96	Other, specify	33	3.6%
Sysmiss		6118	
<i>Warning: these figures indicate the number of cases found in the data file. They cannot be interpreted as summary statistics of the population of interest.</i>			
# srs_recnt1_patnr_othsex: Over the past 12 months, during your relationships with X do you know or suspect			
Information		[Type= discrete] [Format=numeric] [Range= 1-98] [Missing=*]	
Statistics [NW/ W]		[Valid=1157 /-] [Invalid=5873 /-]	

srs_recnt1_patnr_othsex: Over the past 12 months, during your relationships with X do you know or suspect

Value	Label	Cases	Percentage
1	Yes - I know he/she was going to have another partner	28	2.4%
2	No, I know this partner and he/she did not have other partners	378	32.7%
3	Yes - I know of other partners	84	7.3%
4	Yes - I believe he/she had other partners	130	11.2%
98	Don't know	537	46.4%
Sysmiss		5873	

Warning: these figures indicate the number of cases found in the data file. They cannot be interpreted as summary statistics of the population of interest.

srs_recnt1_agediff: Calculated age difference - Partner 1

Information	[Type= discrete] [Format=character] [Missing=*]
Statistics [NW/ W]	[Valid=1071 /-] [Invalid=0 /-]

srs_emo_viofem01: In the past 12 months, how often did a partner insult or belittle you?

Information	[Type= discrete] [Format=numeric] [Range= 0-3] [Missing=*]
Statistics [NW/ W]	[Valid=1772 /-] [Invalid=5258 /-]

Value	Label	Cases	Percentage
0	Never	1652	93.2%
1	Once	72	4.1%
2	Few	25	1.4%
3	Many	23	1.3%
Sysmiss		5258	

Warning: these figures indicate the number of cases found in the data file. They cannot be interpreted as summary statistics of the population of interest.

srs_emo_viofem02: In the past 12 months, how often did a partner humiliate you in front of others?

Information	[Type= discrete] [Format=numeric] [Range= 0-3] [Missing=*]
Statistics [NW/ W]	[Valid=1769 /-] [Invalid=5261 /-]

Value	Label	Cases	Percentage
0	Never	1673	94.6%
1	Once	51	2.9%
2	Few	26	1.5%
3	Many	19	1.1%
Sysmiss		5261	

Warning: these figures indicate the number of cases found in the data file. They cannot be interpreted as summary statistics of the population of interest.

srs_emo_viofem03: In the past 12 months, how often did a partner scare or intimidate you?

Information	[Type= discrete] [Format=numeric] [Range= 0-3] [Missing=*]
Statistics [NW/ W]	[Valid=1766 /-] [Invalid=5264 /-]

Value	Label	Cases	Percentage
0	Never	1690	95.7%
1	Once	42	2.4%
2	Few	22	1.2%
3	Many	12	0.7%
Sysmiss		5264	

Warning: these figures indicate the number of cases found in the data file. They cannot be interpreted as summary statistics of the population of interest.

srs_emo_viofem04: In the past 12 months, how often did a partner threaten to hurt you?

Information	[Type= discrete] [Format=numeric] [Range= 0-3] [Missing=*]
--------------------	--

# srs_emo_violem04: In the past 12 months, how often did a partner threaten to hurt you?			
Statistics [NW/ W]		[Valid=1760 /-] [Invalid=5270 /-]	
Value	Label	Cases	Percentage
0	Never	1714	97.4%
1	Once	27	1.5%
2	Few	11	0.6%
3	Many	8	0.5%
Sysmiss		5270	
<i>Warning: these figures indicate the number of cases found in the data file. They cannot be interpreted as summary statistics of the population of interest.</i>			
# srs_emo_violem05: In the past 12 months, how often did a partner hurt others or damage things?			
Information		[Type= discrete] [Format=numeric] [Range= 0-3] [Missing=*]	
Statistics [NW/ W]		[Valid=1763 /-] [Invalid=5267 /-]	
Value	Label	Cases	Percentage
0	Never	1711	97.1%
1	Once	34	1.9%
2	Few	12	0.7%
3	Many	6	0.3%
Sysmiss		5267	
<i>Warning: these figures indicate the number of cases found in the data file. They cannot be interpreted as summary statistics of the population of interest.</i>			
# srs_phy_violem01: In the past 12 months, how often did a partner slap you or throw something?			
Information		[Type= discrete] [Format=numeric] [Range= 0-3] [Missing=*]	
Statistics [NW/ W]		[Valid=1759 /-] [Invalid=5271 /-]	
Value	Label	Cases	Percentage
0	Never	1682	95.6%
1	Once	45	2.6%
2	Few	26	1.5%
3	Many	6	0.3%
Sysmiss		5271	
<i>Warning: these figures indicate the number of cases found in the data file. They cannot be interpreted as summary statistics of the population of interest.</i>			
# srs_phy_violem02: In the past 12 months, how often did a partner push or shove you?			
Information		[Type= discrete] [Format=numeric] [Range= 0-3] [Missing=*]	
Statistics [NW/ W]		[Valid=1754 /-] [Invalid=5276 /-]	
Value	Label	Cases	Percentage
0	Never	1697	96.8%
1	Once	38	2.2%
2	Few	11	0.6%
3	Many	8	0.5%
Sysmiss		5276	
<i>Warning: these figures indicate the number of cases found in the data file. They cannot be interpreted as summary statistics of the population of interest.</i>			
# srs_phy_violem03: In the past 12 months, how often did a partner hit you with a fist or object?			
Information		[Type= discrete] [Format=numeric] [Range= 0-3] [Missing=*]	
Statistics [NW/ W]		[Valid=1767 /-] [Invalid=5263 /-]	
Value	Label	Cases	Percentage
0	Never	1724	97.6%

srs_phy_vioolfem03: In the past 12 months, how often did a partner hit you with a fist or object?

Value	Label	Cases	Percentage
1	Once	27	1.5%
2	Few	13	0.7%
3	Many	3	0.2%
Sysmiss		5263	

Warning: these figures indicate the number of cases found in the data file. They cannot be interpreted as summary statistics of the population of interest.

srs_phy_vioolfem04: In the past 12 months, how often did a partner kick, choke, beat, or burn you?

Information	[Type= discrete] [Format=numeric] [Range= 0-3] [Missing=*]
Statistics [NW/ W]	[Valid=1753 /-] [Invalid=5277 /-]

Value	Label	Cases	Percentage
0	Never	1717	97.9%
1	Once	26	1.5%
2	Few	6	0.3%
3	Many	4	0.2%
Sysmiss		5277	

Warning: these figures indicate the number of cases found in the data file. They cannot be interpreted as summary statistics of the population of interest.

srs_phy_vioolfem05: In the past 12 months, how often did a partner threaten or use a gun/knife/weapo

Information	[Type= discrete] [Format=numeric] [Range= 0-3] [Missing=*]
Statistics [NW/ W]	[Valid=1738 /-] [Invalid=5292 /-]

Value	Label	Cases	Percentage
0	Never	1710	98.4%
1	Once	19	1.1%
2	Few	5	0.3%
3	Many	4	0.2%
Sysmiss		5292	

Warning: these figures indicate the number of cases found in the data file. They cannot be interpreted as summary statistics of the population of interest.

srs_sex_vioolfem01: In the past 12 months, how often did a partner force you to have sex?

Information	[Type= discrete] [Format=numeric] [Range= 0-3] [Missing=*]
Statistics [NW/ W]	[Valid=1771 /-] [Invalid=5259 /-]

Value	Label	Cases	Percentage
0	Never	1742	98.4%
1	Once	18	1.0%
2	Few	7	0.4%
3	Many	4	0.2%
Sysmiss		5259	

Warning: these figures indicate the number of cases found in the data file. They cannot be interpreted as summary statistics of the population of interest.

srs_sex_vioolfem02: In the past 12 months, how often did a partner use threats to make you have sex?

Information	[Type= discrete] [Format=numeric] [Range= 0-3] [Missing=*]
Statistics [NW/ W]	[Valid=1770 /-] [Invalid=5260 /-]

Value	Label	Cases	Percentage
0	Never	1745	98.6%
1	Once	16	0.9%
2	Few	4	0.2%

# srs_sex_vioIfem02: In the past 12 months, how often did a partner use threats to make you have sex?			
Value	Label	Cases	Percentage
3	Many	5	0.3%
Sysmiss		5260	
<i>Warning: these figures indicate the number of cases found in the data file. They cannot be interpreted as summary statistics of the population of interest.</i>			
# srs_sex_vioIfem03: In the past 12 months, how often did a partner force you into other sexual acts?			
Information		[Type= discrete] [Format=numeric] [Range= 0-3] [Missing=*]	
Statistics [NW/ W]		[Valid=1770 /-] [Invalid=5260 /-]	
Value	Label	Cases	Percentage
0	Never	1747	98.7%
1	Once	16	0.9%
2	Few	5	0.3%
3	Many	2	0.1%
Sysmiss		5260	
<i>Warning: these figures indicate the number of cases found in the data file. They cannot be interpreted as summary statistics of the population of interest.</i>			
# srs_emo_violmal01: In the past 12 months how many times have you: How many times have you insulted			
Information		[Type= discrete] [Format=numeric] [Range= 0-3] [Missing=*]	
Statistics [NW/ W]		[Valid=1530 /-] [Invalid=5500 /-]	
Value	Label	Cases	Percentage
0	Never	1476	96.5%
1	Once	36	2.4%
2	Few	15	1.0%
3	Many	3	0.2%
Sysmiss		5500	
<i>Warning: these figures indicate the number of cases found in the data file. They cannot be interpreted as summary statistics of the population of interest.</i>			
# srs_emo_violmal02: In the past 12 months how many times have you: Belittled or humiliated a partner			
Information		[Type= discrete] [Format=numeric] [Range= 0-3] [Missing=*]	
Statistics [NW/ W]		[Valid=1528 /-] [Invalid=5502 /-]	
Value	Label	Cases	Percentage
0	Never	1485	97.2%
1	Once	30	2.0%
2	Few	9	0.6%
3	Many	4	0.3%
Sysmiss		5502	
<i>Warning: these figures indicate the number of cases found in the data file. They cannot be interpreted as summary statistics of the population of interest.</i>			
# srs_emo_violmal03: In the past 12 months how many times have you: Done things to scare or intimidat			
Information		[Type= discrete] [Format=numeric] [Range= 0-3] [Missing=*]	
Statistics [NW/ W]		[Valid=1527 /-] [Invalid=5503 /-]	
Value	Label	Cases	Percentage
0	Never	1478	96.8%
1	Once	33	2.2%
2	Few	13	0.9%
3	Many	3	0.2%
Sysmiss		5503	

# srs_emo_violmal03: In the past 12 months how many times have you: Done things to scare or intimidat			
<i>Warning: these figures indicate the number of cases found in the data file. They cannot be interpreted as summary statistics of the population of interest.</i>			
# srs_emo_violmal04: In the past 12 months how many times have you: Threatened to hurt a partner?			
Information	[Type= discrete] [Format=numeric] [Range= 0-3] [Missing=*]		
Statistics [NW/ W]	[Valid=1527 /-] [Invalid=5503 /-]		
Value	Label	Cases	Percentage
0	Never	1494	97.8%
1	Once	23	1.5%
2	Few	8	0.5%
3	Many	2	0.1%
Sysmiss		5503	
<i>Warning: these figures indicate the number of cases found in the data file. They cannot be interpreted as summary statistics of the population of interest.</i>			
# srs_emo_violmal05: In the past 12 months how many times have you: Hurt people your partner cares ab			
Information	[Type= discrete] [Format=numeric] [Range= 0-3] [Missing=*]		
Statistics [NW/ W]	[Valid=1525 /-] [Invalid=5505 /-]		
Value	Label	Cases	Percentage
0	Never	1500	98.4%
1	Once	16	1.0%
2	Few	5	0.3%
3	Many	4	0.3%
Sysmiss		5505	
<i>Warning: these figures indicate the number of cases found in the data file. They cannot be interpreted as summary statistics of the population of interest.</i>			
# srs_phy_violmal01: In the last 12 months how many times did you: Slap your current or previous girl			
Information	[Type= discrete] [Format=numeric] [Range= 0-3] [Missing=*]		
Statistics [NW/ W]	[Valid=1526 /-] [Invalid=5504 /-]		
Value	Label	Cases	Percentage
0	Never	1477	96.8%
1	Once	35	2.3%
2	Few	10	0.7%
3	Many	4	0.3%
Sysmiss		5504	
<i>Warning: these figures indicate the number of cases found in the data file. They cannot be interpreted as summary statistics of the population of interest.</i>			
# srs_phy_violmal02: In the last 12 months how many times did you: Push or shove your current or prev			
Information	[Type= discrete] [Format=numeric] [Range= 0-3] [Missing=*]		
Statistics [NW/ W]	[Valid=1520 /-] [Invalid=5510 /-]		
Value	Label	Cases	Percentage
0	Never	1488	97.9%
1	Once	24	1.6%
2	Few	6	0.4%
3	Many	2	0.1%
Sysmiss		5510	
<i>Warning: these figures indicate the number of cases found in the data file. They cannot be interpreted as summary statistics of the population of interest.</i>			
# srs_phy_violmal03: In the last 12 months how many times did you: Hit your current or previous girl			
Information	[Type= discrete] [Format=numeric] [Range= 0-3] [Missing=*]		

# srs_phy_violmal03: In the last 12 months how many times did you: Hit your current or previous girlf			
Statistics [NW/ W]		[Valid=1520 /-] [Invalid=5510 /-]	
Value	Label	Cases	Percentage
0	Never	1482	97.5%
1	Once	22	1.4%
2	Few	12	0.8%
3	Many	4	0.3%
Sysmiss		5510	
<i>Warning: these figures indicate the number of cases found in the data file. They cannot be interpreted as summary statistics of the population of interest.</i>			
# srs_phy_violmal04: In the last 12 months how many times did you: Kick, drag, beat, choke or burn yo			
Information		[Type= discrete] [Format=numeric] [Range= 0-3] [Missing=*]	
Statistics [NW/ W]		[Valid=1521 /-] [Invalid=5509 /-]	
Value	Label	Cases	Percentage
0	Never	1495	98.3%
1	Once	17	1.1%
2	Few	5	0.3%
3	Many	4	0.3%
Sysmiss		5509	
<i>Warning: these figures indicate the number of cases found in the data file. They cannot be interpreted as summary statistics of the population of interest.</i>			
# srs_phy_violmal05: In the last 12 months how many times did you: Threatened to use or actually use			
Information		[Type= discrete] [Format=numeric] [Range= 0-3] [Missing=*]	
Statistics [NW/ W]		[Valid=1501 /-] [Invalid=5529 /-]	
Value	Label	Cases	Percentage
0	Never	1477	98.4%
1	Once	13	0.9%
2	Few	5	0.3%
3	Many	6	0.4%
Sysmiss		5529	
<i>Warning: these figures indicate the number of cases found in the data file. They cannot be interpreted as summary statistics of the population of interest.</i>			
# srs_sex_violmal01: In the past 12 months how many times have you: Physically forced your current or			
Information		[Type= discrete] [Format=numeric] [Range= 0-3] [Missing=*]	
Statistics [NW/ W]		[Valid=1531 /-] [Invalid=5499 /-]	
Value	Label	Cases	Percentage
0	Never	1506	98.4%
1	Once	20	1.3%
2	Few	3	0.2%
3	Many	2	0.1%
Sysmiss		5499	
<i>Warning: these figures indicate the number of cases found in the data file. They cannot be interpreted as summary statistics of the population of interest.</i>			
# srs_sex_violmal02: In the past 12 months how many times have you: Used threats or intimidation to g			
Information		[Type= discrete] [Format=numeric] [Range= 0-3] [Missing=*]	
Statistics [NW/ W]		[Valid=1528 /-] [Invalid=5502 /-]	
Value	Label	Cases	Percentage
0	Never	1503	98.4%

# srs_sex_violmal02: In the past 12 months how many times have you: Used threats or intimidation to g			
Value	Label	Cases	Percentage
1	Once	17	1.1%
2	Few	6	0.4%
3	Many	2	0.1%
Sysmiss		5502	
<i>Warning: these figures indicate the number of cases found in the data file. They cannot be interpreted as summary statistics of the population of interest.</i>			
# srs_sex_violmal03: In the past 12 months how many times have you: Ever forced your current or previ			
Information		[Type= discrete] [Format=numeric] [Range= 0-3] [Missing=*]	
Statistics [NW/ W]		[Valid=1528 /-] [Invalid=5502 /-]	
Value	Label	Cases	Percentage
0	Never	1504	98.4%
1	Once	14	0.9%
2	Few	6	0.4%
3	Many	4	0.3%
Sysmiss		5502	
<i>Warning: these figures indicate the number of cases found in the data file. They cannot be interpreted as summary statistics of the population of interest.</i>			
# srs_useviol_12mths: Have you used physical or sexual violence on your partner in the last 12 months?			
Information		[Type= discrete] [Format=numeric] [Range= 1-98] [Missing=*]	
Statistics [NW/ W]		[Valid=1039 /-] [Invalid=5991 /-]	
Value	Label	Cases	Percentage
1	Yes	6	0.6%
2	No	1030	99.1%
93	Prefer not to answer	3	0.3%
98	Don't know	0	
Sysmiss		5991	
<i>Warning: these figures indicate the number of cases found in the data file. They cannot be interpreted as summary statistics of the population of interest.</i>			
# srs_sv_experienced: Have you ever experienced any sexual related abuse?			
Information		[Type= discrete] [Format=numeric] [Range= 1-2] [Missing=*]	
Statistics [NW/ W]		[Valid=3304 /-] [Invalid=3726 /-]	
Value	Label	Cases	Percentage
1	Yes	29	0.9%
2	No	3275	99.1%
Sysmiss		3726	
<i>Warning: these figures indicate the number of cases found in the data file. They cannot be interpreted as summary statistics of the population of interest.</i>			
# srs_sv_to_contact: If it is safe for you to wait up to 3 days for help, then click HERE to give us			
Information		[Type= discrete] [Format=numeric] [Range= 1-98] [Missing=*]	
Statistics [NW/ W]		[Valid=29 /-] [Invalid=7001 /-]	
Value	Label	Cases	Percentage
1	Yes	9	31.0%
2	No	14	48.3%
93	Prefer not to answer	5	17.2%
98	Don't know	1	3.4%
Sysmiss		7001	

# srs_sv_to_contact: If it is safe for you to wait up to 3 days for help, then click HERE to give us			
<i>Warning: these figures indicate the number of cases found in the data file. They cannot be interpreted as summary statistics of the population of interest.</i>			
# srs_sv_contact_method: Please tell us how you would like us to contact you:			
Information	[Type= discrete] [Format=numeric] [Range= 1-2] [Missing=*]		
Statistics [NW/ W]	[Valid=9 /-] [Invalid=7021 /-]		
Value	Label	Cases	Percentage
1	On the phone	5	55.6%
2	A social worker visiting you in your home	4	44.4%
Sysmiss		7021	
<i>Warning: these figures indicate the number of cases found in the data file. They cannot be interpreted as summary statistics of the population of interest.</i>			
# srs_sv_phonetime: Please indicate when is best to call:			
Information	[Type= discrete] [Format=character] [Missing=*]		
Statistics [NW/ W]	[Valid=5 /-] [Invalid=0 /-]		
# srs_sv_visitime: Please indicate which time of day is best:			
Information	[Type= discrete] [Format=character] [Missing=*]		
Statistics [NW/ W]	[Valid=4 /-] [Invalid=0 /-]		

# or_trouble_police: Have you ever been in trouble with the police?			
Information	[Type= discrete] [Format=numeric] [Range= 1-93] [Missing=*]		
Statistics [NW/ W]	[Valid=3304 /-] [Invalid=3726 /-]		
Value	Label	Cases	Percentage
1	Yes	78	2.4%
2	No	3220	97.5%
93	Prefer not to answer	6	0.2%
Sysmiss		3726	
<i>Warning: these figures indicate the number of cases found in the data file. They cannot be interpreted as summary statistics of the population of interest.</i>			
# or_type_trouble_police: If yes, what kind of trouble?			
Information	[Type= discrete] [Format=numeric] [Range= 1-96] [Missing=*]		
Statistics [NW/ W]	[Valid=78 /-] [Invalid=6952 /-]		
Value	Label	Cases	Percentage
1	Imprisoned	38	48.7%
2	Traffic fines	2	2.6%
3	Expired vehicle disc	2	2.6%
4	Driving without a licence	7	9.0%
5	Driving under influence of alcohol	4	5.1%
96	Other specify	25	32.1%
Sysmiss		6952	
<i>Warning: these figures indicate the number of cases found in the data file. They cannot be interpreted as summary statistics of the population of interest.</i>			
# or_assisted_by: Did the participant respond to the question on the tablet or assisted by the Fie			
Information	[Type= discrete] [Format=numeric] [Range= 1-4] [Missing=*]		
Statistics [NW/ W]	[Valid=3300 /-] [Invalid=3730 /-]		
Value	Label	Cases	Percentage
1	No	102	3.1%
2	Yes	2887	87.5%
3	No	46	1.4%
4	No	265	8.0%
Sysmiss		3730	
<i>Warning: these figures indicate the number of cases found in the data file. They cannot be interpreted as summary statistics of the population of interest.</i>			
# or_quest_stoptime: Questionnaire - Stop time			
Information	[Type= discrete] [Format=character] [Missing=*]		
Statistics [NW/ W]	[Valid=3293 /-]		
# hr_rapidtest_done: Was Rapid HIV test done?			
Information	[Type= discrete] [Format=numeric] [Range= 1-2] [Missing=*]		
Statistics [NW/ W]	[Valid=727 /-] [Invalid=6303 /-]		
Value	Label	Cases	Percentage
1	Yes	682	93.8%
2	No	45	6.2%
Sysmiss		6303	
<i>Warning: these figures indicate the number of cases found in the data file. They cannot be interpreted as summary statistics of the population of interest.</i>			
# sc_starttime_dbs: Specimen Collection - Start time			
Information	[Type= discrete] [Format=character] [Missing=*]		

# sc_starttime_dbs: Specimen Collection - Start time			
Statistics [NW/ W]	[Valid=3222 /-]		
# sc_dbs_collected: Was a DBS Specimen collected?			
Information	[Type= discrete] [Format=numeric] [Range= 1-2] [Missing=*]		
Statistics [NW/ W]	[Valid=3223 /-] [Invalid=3807 /-]		
Value	Label	Cases	Percentage
1	Yes	3205	99.4%
2	No	18	0.6%
Sysmiss		3807	
<i>Warning: these figures indicate the number of cases found in the data file. They cannot be interpreted as summary statistics of the population of interest.</i>			
# sc_dbs_specim_nc_reas: Please provide a reason for why the DBS Specimen was not collected			
Information	[Type= discrete] [Format=character] [Missing=*]		
Statistics [NW/ W]	[Valid=18 /-] [Invalid=0 /-]		
# sc_dbs_specim_id: Scan Specimen ID			
Information	[Type= discrete] [Format=character] [Missing=*]		
Statistics [NW/ W]	[Valid=3205 /-] [Invalid=0 /-]		
# sc_dbs_hiv_result: HIV Result			
Information	[Type= discrete] [Format=numeric] [Range= 0-4] [Missing=*]		
Statistics [NW/ W]	[Valid=3150 /-] [Invalid=3880 /-]		
Value	Label	Cases	Percentage
0	NEGATIVE	2762	87.7%
1	POSITIVE	380	12.1%
4	INDETERMINATE	8	0.3%
Sysmiss		3880	
<i>Warning: these figures indicate the number of cases found in the data file. They cannot be interpreted as summary statistics of the population of interest.</i>			
# sc_dbs_vl_result: Viral load Result			
Information	[Type= discrete] [Format=character] [Missing=*]		
Statistics [NW/ W]	[Valid=343 /-] [Invalid=0 /-]		
# sc_dbs_specim_status: Specimen Status			
Information	[Type= discrete] [Format=character] [Missing=*]		
Statistics [NW/ W]	[Valid=0 /-] [Invalid=0 /-]		
# sc_stoptime_dbs: Specimen Collection - Stop time			
Information	[Type= discrete] [Format=character] [Missing=*]		
Statistics [NW/ W]	[Valid=3223 /-]		
# mh_interview_starttime: Please record Date/Time for starting - Managing HIV Results			
Information	[Type= discrete] [Format=character] [Missing=*]		
Statistics [NW/ W]	[Valid=684 /-]		
# mh_rapidcreen_testtype: Rapid Screening Test Type			
Information	[Type= discrete] [Format=character] [Missing=*]		
Statistics [NW/ W]	[Valid=0 /-] [Invalid=0 /-]		

# mh_rapidcreen_lotnum: What was the LOT number for the test kit?			
Information	[Type= discrete] [Format=character] [Missing=*]		
Statistics [NW/ W]	[Valid=676 /-] [Invalid=0 /-]		
# mh_rapidcreen_result: What is the Rapid HIV test result?			
Information	[Type= discrete] [Format=numeric] [Range= 0-3] [Missing=*]		
Statistics [NW/ W]	[Valid=676 /-] [Invalid=6354 /-]		
Value	Label	Cases	Percentage
0	Valid Negative	667	98.7%
1	Valid Positive	9	1.3%
3	Invalid	0	
Sysmiss		6354	
<i>Warning: these figures indicate the number of cases found in the data file. They cannot be interpreted as summary statistics of the population of interest.</i>			
# mh_rapidcreen_lotnum_rep: What was the LOT number for the test kit?			
Information	[Type= discrete] [Format=character] [Missing=*]		
Statistics [NW/ W]	[Valid=0 /-] [Invalid=0 /-]		
# mh_rapidcreen_result_rep: What is the Rapid HIV test result?			
Information	[Type= discrete] [Format=numeric] [Range= 0-3] [Missing=*]		
Statistics [NW/ W]	[Valid=1 /-] [Invalid=7029 /-]		
Value	Label	Cases	Percentage
0	Valid Negative	1	100.0%
1	Valid Positive	0	
3	Invalid	0	
Sysmiss		7029	
<i>Warning: these figures indicate the number of cases found in the data file. They cannot be interpreted as summary statistics of the population of interest.</i>			
# mh_rapidconf1_testtype: Rapid Confirmatory Test Type			
Information	[Type= discrete] [Format=character] [Missing=*]		
Statistics [NW/ W]	[Valid=0 /-] [Invalid=0 /-]		
# mh_rapidconf1_lotnum: What was the LOT number for the test kit?			
Information	[Type= discrete] [Format=character] [Missing=*]		
Statistics [NW/ W]	[Valid=674 /-] [Invalid=0 /-]		
# mh_rapidconf1_result: What is the Rapid HIV test result?			
Information	[Type= discrete] [Format=numeric] [Range= 0-3] [Missing=*]		
Statistics [NW/ W]	[Valid=676 /-] [Invalid=6354 /-]		
Value	Label	Cases	Percentage
0	Valid Negative	667	98.7%
1	Valid Positive	8	1.2%
3	Invalid	1	0.1%
Sysmiss		6354	
<i>Warning: these figures indicate the number of cases found in the data file. They cannot be interpreted as summary statistics of the population of interest.</i>			
# mh_rapidconf1_lotnum_rep: What was the LOT number for the test kit?			
Information	[Type= discrete] [Format=character] [Missing=*]		
Statistics [NW/ W]	[Valid=1 /-] [Invalid=0 /-]		

# mh_rapidconf1_result_rep: What is the Rapid HIV test result?			
Information	[Type= discrete] [Format=numeric] [Range= 0-3] [Missing=*]		
Statistics [NW/ W]	[Valid=1 /-] [Invalid=7029 /-]		
Value	Label	Cases	Percentage
0	Valid Negative	1	100.0%
1	Valid Positive	0	
3	Invalid	0	
Sysmiss		7029	
<i>Warning: these figures indicate the number of cases found in the data file. They cannot be interpreted as summary statistics of the population of interest.</i>			
# mh_rapidtest_result: Confirm the Summary HIV test result?			
Information	[Type= discrete] [Format=numeric] [Range= 0-9] [Missing=*]		
Statistics [NW/ W]	[Valid=5996 /-] [Invalid=1034 /-]		
Value	Label	Cases	Percentage
0	Valid Negative	667	11.1%
1	Valid Positive	8	0.1%
2		1	0.0%
3	Invalid	0	
9	Not Done	5320	88.7%
Sysmiss		1034	
<i>Warning: these figures indicate the number of cases found in the data file. They cannot be interpreted as summary statistics of the population of interest.</i>			
# mh_refer_mobile_clinic: Refer to Mobile Clinic			
Information	[Type= discrete] [Format=numeric] [Range= 1-2] [Missing=*]		
Statistics [NW/ W]	[Valid=5996 /-] [Invalid=1034 /-]		
Value	Label	Cases	Percentage
1	Yes	1	0.0%
2	No	5995	100.0%
Sysmiss		1034	
<i>Warning: these figures indicate the number of cases found in the data file. They cannot be interpreted as summary statistics of the population of interest.</i>			
# mh_refer_mobile_reason: Detailed description of why this participant is referred to the Mobile Clinic			
Information	[Type= discrete] [Format=character] [Missing=*]		
Statistics [NW/ W]	[Valid=1 /-] [Invalid=0 /-]		
# mh_attends_clinic: Participant reports they are already attending clinic			
Information	[Type= discrete] [Format=numeric] [Range= 1-3] [Missing=*]		
Statistics [NW/ W]	[Valid=8 /-] [Invalid=7022 /-]		
Value	Label	Cases	Percentage
1	Yes	3	37.5%
2	No	5	62.5%
3	Refused	0	
Sysmiss		7022	
<i>Warning: these figures indicate the number of cases found in the data file. They cannot be interpreted as summary statistics of the population of interest.</i>			
# mh_target_clinicdate: What is the agreed target date to get to the clinic?(Within 2 weeks)			
Information	[Type= discrete] [Format=character] [Missing=*]		
Statistics [NW/ W]	[Valid=5 /-]		








# mh_target_clinicname: To which clinic is the individual going?			
Information	[Type= discrete] [Format=character] [Missing=*]		
Statistics [NW/ W]	[Valid=5 /-] [Invalid=0 /-]		
# mh_target_clinicoth_in: Details of the clinic other the individual is going inside of the surveillance a			
Information	[Type= discrete] [Format=character] [Missing=*]		
Statistics [NW/ W]	[Valid=3 /-] [Invalid=0 /-]		
# mh_target_clinicoth_out: Details of the clinic the individual is going outside of the surveillance area			
Information	[Type= discrete] [Format=character] [Missing=*]		
Statistics [NW/ W]	[Valid=0 /-] [Invalid=0 /-]		
# mh_target_smswording: What SMS reminder wording does the participant like? Choose from standard SMS re			
Information	[Type= discrete] [Format=numeric] [Range= 1-4] [Missing=*]		
Statistics [NW/ W]	[Valid=5 /-] [Invalid=7025 /-]		
Value	Label	Cases	Percentage
1	Please don't forget your appointment	2	40.0%
2	We hope you will visit us soon	1	20.0%
3	Don't forget to get that present	2	40.0%
4	Participant doesn't have a mobile phone	0	
Sysmiss		7025	
<i>Warning: these figures indicate the number of cases found in the data file. They cannot be interpreted as summary statistics of the population of interest.</i>			
# mh_interview_stoptime: Please record Date/Time for completing - Managing HIV Results			
Information	[Type= discrete] [Format=character] [Missing=*]		
Statistics [NW/ W]	[Valid=3137 /-]		
# sp_sti_sample_collect: Was a sample collected for STI Testing?			
Information	[Type= discrete] [Format=numeric] [Range= 1-2] [Missing=*]		
Statistics [NW/ W]	[Valid=1591 /-] [Invalid=5439 /-]		
Value	Label	Cases	Percentage
1	Yes	1507	94.7%
2	No	84	5.3%
Sysmiss		5439	
<i>Warning: these figures indicate the number of cases found in the data file. They cannot be interpreted as summary statistics of the population of interest.</i>			
# sp_sti_specimen_dt: Specimen Collection Date			
Information	[Type= discrete] [Format=character] [Missing=*]		
Statistics [NW/ W]	[Valid=1507 /-]		
# sp_sti_reas_not_collect: What is the reason why the person is not willing to provide a sample?			
Information	[Type= discrete] [Format=numeric] [Range= 1-96] [Missing=*]		
Statistics [NW/ W]	[Valid=84 /-] [Invalid=6946 /-]		
Value	Label	Cases	Percentage
1	Not interested anymore	55	65.5%
2	Will provide sample at the Clinic	27	32.1%
3	Reschedule collection for a next visit	0	
96	Other	2	2.4%
Sysmiss		6946	

# sp_sti_reas_not_collect: What is the reason why the person is not willing to provide a sample?			
<i>Warning: these figures indicate the number of cases found in the data file. They cannot be interpreted as summary statistics of the population of interest.</i>			
# sp_sti_female_samp_type: What type of sample was collected for the female participant?			
Information		[Type= discrete] [Format=numeric] [Range= 1-2] [Missing=*]	
Statistics [NW/ W]		[Valid=854 /-] [Invalid=6176 /-]	
Value	Label	Cases	Percentage
1	Vaginal Swabs	401	47.0%
2	Urine	453	53.0%
Sysmiss		6176	
<i>Warning: these figures indicate the number of cases found in the data file. They cannot be interpreted as summary statistics of the population of interest.</i>			
# sp_urine_specimen_id: Scan the Specimen ID of Urine Sample			
Information		[Type= discrete] [Format=character] [Missing=*]	
Statistics [NW/ W]		[Valid=1106 /-] [Invalid=0 /-]	
# sp_swab_1_specimen_id: Scan the 1st Specimen ID of Vaginal Swab			
Information		[Type= discrete] [Format=character] [Missing=*]	
Statistics [NW/ W]		[Valid=401 /-] [Invalid=0 /-]	
# sp_swab_2_specimen_id: Scan the 2nd Specimen ID of Vaginal Swab			
Information		[Type= discrete] [Format=character] [Missing=*]	
Statistics [NW/ W]		[Valid=401 /-] [Invalid=0 /-]	
# sp_swab_3_specimen_id: Scan the 3rd Specimen ID of Vaginal Swab			
Information		[Type= discrete] [Format=character] [Missing=*]	
Statistics [NW/ W]		[Valid=401 /-] [Invalid=0 /-]	
# sp_swab_4_specimen_id: Scan the 4th Specimen ID of Vaginal Swab			
Information		[Type= discrete] [Format=character] [Missing=*]	
Statistics [NW/ W]		[Valid=401 /-] [Invalid=0 /-]	
# sp_specimen_status: Specimen batch status			
Information		[Type= discrete] [Format=character] [Missing=*]	
Statistics [NW/ W]		[Valid=0 /-] [Invalid=0 /-]	
# sp_sti_result_ct: STI Test Result - Chlamydia trachomatis			
Information		[Type= discrete] [Format=numeric] [Range= 0-3] [Missing=*]	
Statistics [NW/ W]		[Valid=1480 /-] [Invalid=5550 /-]	
Value	Label	Cases	Percentage
0	NOT DETECTED	1248	84.3%
1	DETECTED	229	15.5%
2	ERROR	1	0.1%
3	INVALID	2	0.1%
Sysmiss		5550	
<i>Warning: these figures indicate the number of cases found in the data file. They cannot be interpreted as summary statistics of the population of interest.</i>			
# sp_sti_result_ng: STI Test Result - Neisseria gonorrhoeae			
Information		[Type= discrete] [Format=numeric] [Range= 0-3] [Missing=*]	
Statistics [NW/ W]		[Valid=1480 /-] [Invalid=5550 /-]	

# sp_sti_result_ng: STI Test Result - Neisseria gonorrhoeae			
Value	Label	Cases	Percentage
0	NOT DETECTED	1424	96.2%
1	DETECTED	53	3.6%
2	ERROR	1	0.1%
3	INVALID	2	0.1%
Sysmiss		5550	
<i>Warning: these figures indicate the number of cases found in the data file. They cannot be interpreted as summary statistics of the population of interest.</i>			
# sp_sti_result_tv: STI Test Result - Trichomonas vaginalis			
Information	[Type= discrete] [Format=numeric] [Range= 0-3] [Missing=*]		
Statistics [NW/ W]	[Valid=843 /-] [Invalid=6187 /-]		
Value	Label	Cases	Percentage
0	NOT DETECTED	777	92.2%
1	DETECTED	64	7.6%
2	ERROR	1	0.1%
3	INVALID	1	0.1%
Sysmiss		6187	
<i>Warning: these figures indicate the number of cases found in the data file. They cannot be interpreted as summary statistics of the population of interest.</i>			
# sp_sti_rep_sample_collect: Was a repeated sample collected for STI Testing?			
Information	[Type= discrete] [Format=numeric] [Range= 1-2] [Missing=*]		
Statistics [NW/ W]	[Valid=1 /-] [Invalid=7029 /-]		
Value	Label	Cases	Percentage
1	Yes	0	
2	No	1	100.0%
Sysmiss		7029	
<i>Warning: these figures indicate the number of cases found in the data file. They cannot be interpreted as summary statistics of the population of interest.</i>			
# sp_sti_rep_specimen_dt: Repeated Specimen Collection Date			
Information	[Type= discrete] [Format=character] [Missing=*]		
Statistics [NW/ W]	[Valid=0 /-]		
# sp_sti_rep_reas_not_collec: What is the reason why the person is not willing to provide a repeat sample?			
Information	[Type= discrete] [Format=numeric] [Range= 1-96] [Missing=*]		
Statistics [NW/ W]	[Valid=1 /-] [Invalid=7029 /-]		
Value	Label	Cases	Percentage
1	Not interested anymore	0	
2	Unable to find participant	1	100.0%
3	Participant refused	0	
96	Other	0	
Sysmiss		7029	
<i>Warning: these figures indicate the number of cases found in the data file. They cannot be interpreted as summary statistics of the population of interest.</i>			

# sp_sti_rep_samp_type: What type of repeat sample was collected for the female participant?			
Information	[Type= discrete] [Format=numeric] [Range= 1-2] [Missing=*]		
Statistics [NW/ W]	[Valid=0 /-] [Invalid=7030 /-]		
Value	Label	Cases	Percentage
1	Vaginal Swabs	0	
2	Urine	0	
Sysmiss		7030	
<i>Warning: these figures indicate the number of cases found in the data file. They cannot be interpreted as summary statistics of the population of interest.</i>			
# sp_rep_urine_specimen_id: Scan the Specimen ID of Repeat Urine Sample			
Information	[Type= discrete] [Format=character] [Missing=*]		
Statistics [NW/ W]	[Valid=0 /-] [Invalid=0 /-]		
# sp_rep_swab_1_specimen_id: Scan the 1st Repeat Specimen ID of Vaginal Swab			
Information	[Type= discrete] [Format=character] [Missing=*]		
Statistics [NW/ W]	[Valid=0 /-] [Invalid=0 /-]		
# sp_rep_swab_2_specimen_id: Scan the 2nd Repeat Specimen ID of Vaginal Swab			
Information	[Type= discrete] [Format=character] [Missing=*]		
Statistics [NW/ W]	[Valid=0 /-] [Invalid=0 /-]		
# sp_rep_swab_3_specimen_id: Scan the 3rd Repeat Specimen ID of Vaginal Swab			
Information	[Type= discrete] [Format=character] [Missing=*]		
Statistics [NW/ W]	[Valid=0 /-] [Invalid=0 /-]		
# sp_rep_swab_4_specimen_id: Scan the 4th Repeat Specimen ID of Vaginal Swab			
Information	[Type= discrete] [Format=character] [Missing=*]		
Statistics [NW/ W]	[Valid=0 /-] [Invalid=0 /-]		
# sp_rep_specimen_status: Repeat Specimen batch status			
Information	[Type= discrete] [Format=character] [Missing=*]		
Statistics [NW/ W]	[Valid=0 /-] [Invalid=0 /-]		
# sp_sti_rep_result_ct: Repeated STI Test Result - Chlamydia trachomatis			
Information	[Type= discrete] [Format=numeric] [Range= 0-3] [Missing=*]		
Statistics [NW/ W]	[Valid=0 /-] [Invalid=7030 /-]		
Value	Label	Cases	Percentage
0	NOT DETECTED	0	
1	DETECTED	0	
2	ERROR	0	
3	INVALID	0	
Sysmiss		7030	
<i>Warning: these figures indicate the number of cases found in the data file. They cannot be interpreted as summary statistics of the population of interest.</i>			
# sp_sti_rep_result_ng: Repeated STI Test Result - Neisseria gonorrhoeae			
Information	[Type= discrete] [Format=numeric] [Range= 0-3] [Missing=*]		
Statistics [NW/ W]	[Valid=0 /-] [Invalid=7030 /-]		
Value	Label	Cases	Percentage
0	NOT DETECTED	0	
1	DETECTED	0	

# sp_sti_rep_result_ng: Repeated STI Test Result - Neisseria gonorrhoeae			
Value	Label	Cases	Percentage
2	ERROR	0	
3	INVALID	0	
Sysmiss		7030	
<i>Warning: these figures indicate the number of cases found in the data file. They cannot be interpreted as summary statistics of the population of interest.</i>			
# sp_sti_rep_result_tv: Repeated STI Test Result - Trichomonas vaginalis			
Information		[Type= discrete] [Format=numeric] [Range= 0-3] [Missing=*]	
Statistics [NW/ W]		[Valid=0 /-] [Invalid=7030 /-]	
Value	Label	Cases	Percentage
0	NOT DETECTED	0	
1	DETECTED	0	
2	ERROR	0	
3	INVALID	0	
Sysmiss		7030	
<i>Warning: these figures indicate the number of cases found in the data file. They cannot be interpreted as summary statistics of the population of interest.</i>			
# sp_import_cabla: Has Participant ever received CABLA on LAPIS project?			
Information		[Type= discrete] [Format=numeric] [Range= 1-1] [Missing=*]	
Statistics [NW/ W]		[Valid=80 /-] [Invalid=6950 /-]	
Value	Label	Cases	Percentage
1	Yes	80	100.0%
Sysmiss		6950	
<i>Warning: these figures indicate the number of cases found in the data file. They cannot be interpreted as summary statistics of the population of interest.</i>			
# dis_cho_exp_date: Discrete Choice Experiment Date			
Information		[Type= discrete] [Format=character] [Missing=*]	
Statistics [NW/ W]		[Valid=578 /-]	
# dis_cho_exp_off: Was the participant offered the Discrete Choice experiment?			
Information		[Type= discrete] [Format=numeric] [Range= 1-2] [Missing=*]	
Statistics [NW/ W]		[Valid=578 /-] [Invalid=6452 /-]	
Value	Label	Cases	Percentage
1	Yes	576	99.7%
2	No	2	0.3%
Sysmiss		6452	
<i>Warning: these figures indicate the number of cases found in the data file. They cannot be interpreted as summary statistics of the population of interest.</i>			
# dis_cho_exp_accpt: Did the participant accept to complete the Discrete Choice experiment?			
Information		[Type= discrete] [Format=numeric] [Range= 1-2] [Missing=*]	
Statistics [NW/ W]		[Valid=576 /-] [Invalid=6454 /-]	
Value	Label	Cases	Percentage
1	Yes	576	100.0%
2	No	0	
Sysmiss		6454	
<i>Warning: these figures indicate the number of cases found in the data file. They cannot be interpreted as summary statistics of the population of interest.</i>			

# dis_cho_sawtooth_id_calc: Please use this Sawtooth ID for the participant:			
Information	[Type= discrete] [Format=character] [Missing=*]		
Statistics [NW/ W]	[Valid=576 /-] [Invalid=0 /-]		
# dis_cho_exp_comp: Has the participant completed the Discrete Choice experiment?			
Information	[Type= discrete] [Format=numeric] [Range= 1-2] [Missing=*]		
Statistics [NW/ W]	[Valid=576 /-] [Invalid=6454 /-]		
Value	Label	Cases	Percentage
1	Yes	576	 100.0%
2	No	0	
Sysmiss		6454	
<i>Warning: these figures indicate the number of cases found in the data file. They cannot be interpreted as summary statistics of the population of interest.</i>			
# dce_assisted_by: Discrete questions completed independently or assisted by the Field Worker?			
Information	[Type= discrete] [Format=numeric] [Range= 1-4] [Missing=*]		
Statistics [NW/ W]	[Valid=394 /-] [Invalid=6636 /-]		
Value	Label	Cases	Percentage
1	No, Field worker assisted with 1 or 2 questions	100	 25.4%
2	Yes, Participant completed all questions independently	186	 47.2%
3	No, Field worker assisted with 3 or more questions	12	 3.0%
4	No, Field worker assisted with all the questions	96	 24.4%
Sysmiss		6636	
<i>Warning: these figures indicate the number of cases found in the data file. They cannot be interpreted as summary statistics of the population of interest.</i>			
# cp_sendto_qualcontrol: Have all questions been completed and can the Survey proceed to be quality contr			
Information	[Type= discrete] [Format=numeric] [Range= 1-2] [Missing=*]		
Statistics [NW/ W]	[Valid=5969 /-] [Invalid=1061 /-]		
Value	Label	Cases	Percentage
1	Yes	5969	 100.0%
2	No	0	
Sysmiss		1061	
<i>Warning: these figures indicate the number of cases found in the data file. They cannot be interpreted as summary statistics of the population of interest.</i>			
# cp_surveu_end_time: End of Survey time			
Information	[Type= discrete] [Format=character] [Missing=*]		
Statistics [NW/ W]	[Valid=5969 /-]		
# cp_qc_performed: Was the Internal QC Step completed?			
Information	[Type= discrete] [Format=numeric] [Range= 1-2] [Missing=*]		
Statistics [NW/ W]	[Valid=5930 /-] [Invalid=1100 /-]		
Value	Label	Cases	Percentage
1	Yes	5930	 100.0%
2	No	0	
Sysmiss		1100	
<i>Warning: these figures indicate the number of cases found in the data file. They cannot be interpreted as summary statistics of the population of interest.</i>			
# cp_qc_date: Date of QC			
Information	[Type= discrete] [Format=character] [Missing=*]		
Statistics [NW/ W]	[Valid=5926 /-]		

# cp_qc_issuesfound: Was there any issues identified during the QC?			
Information		[Type= discrete] [Format=numeric] [Range= 1-2] [Missing=*]	
Statistics [NW/ W]		[Valid=5927 /-] [Invalid=1103 /-]	
Value	Label	Cases	Percentage
1	Yes	87	1.5%
2	No	5840	98.5%
Sysmiss		1103	
<i>Warning: these figures indicate the number of cases found in the data file. They cannot be interpreted as summary statistics of the population of interest.</i>			
# cp_qc_return_corrections: FOR FIELDWORKER TO COMPLETEWas all issues corrected?			
Information		[Type= discrete] [Format=numeric] [Range= 1-2] [Missing=*]	
Statistics [NW/ W]		[Valid=87 /-] [Invalid=6943 /-]	
Value	Label	Cases	Percentage
1	Yes	71	81.6%
2	No	16	18.4%
Sysmiss		6943	
<i>Warning: these figures indicate the number of cases found in the data file. They cannot be interpreted as summary statistics of the population of interest.</i>			
# cp_qc_return_reviewed: FOR QC REVIEWER TO COMPLETEWere all issues raised re-reviewed and corrected?			
Information		[Type= discrete] [Format=numeric] [Range= 1-2] [Missing=*]	
Statistics [NW/ W]		[Valid=69 /-] [Invalid=6961 /-]	
Value	Label	Cases	Percentage
1	Yes	69	100.0%
2	No	0	
Sysmiss		6961	
<i>Warning: these figures indicate the number of cases found in the data file. They cannot be interpreted as summary statistics of the population of interest.</i>			
# rs_sti_result_discussed: Was the result of the STI Test discussed with the participant?			
Information		[Type= discrete] [Format=numeric] [Range= 1-2] [Missing=*]	
Statistics [NW/ W]		[Valid=288 /-] [Invalid=6742 /-]	
Value	Label	Cases	Percentage
1	Yes	286	99.3%
2	No	2	0.7%
Sysmiss		6742	
<i>Warning: these figures indicate the number of cases found in the data file. They cannot be interpreted as summary statistics of the population of interest.</i>			
# rs_sti_need_partn_notify: Does the participant have any partners that would need notification letters?			
Information		[Type= discrete] [Format=numeric] [Range= 1-2] [Missing=*]	
Statistics [NW/ W]		[Valid=286 /-] [Invalid=6744 /-]	
Value	Label	Cases	Percentage
1	Yes	185	64.7%
2	No	101	35.3%
Sysmiss		6744	
<i>Warning: these figures indicate the number of cases found in the data file. They cannot be interpreted as summary statistics of the population of interest.</i>			
# rs_sti_partn_card_1: Issue partner notification card - 01			
Information		[Type= discrete] [Format=character] [Missing=*]	
Statistics [NW/ W]		[Valid=185 /-] [Invalid=0 /-]	

# rs_sti_partn_card_2: Issue partner notification card - 02			
Information	[Type= discrete] [Format=character] [Missing=*]		
Statistics [NW/ W]	[Valid=1 /-] [Invalid=0 /-]		
# rs_sti_partn_card_3: Issue partner notification card - 03			
Information	[Type= discrete] [Format=character] [Missing=*]		
Statistics [NW/ W]	[Valid=0 /-] [Invalid=0 /-]		
# rs_sti_partn_card_4: Issue partner notification card - 04			
Information	[Type= discrete] [Format=character] [Missing=*]		
Statistics [NW/ W]	[Valid=0 /-] [Invalid=0 /-]		
# rs_sti_partn_card_5: Issue partner notification card - 05			
Information	[Type= discrete] [Format=character] [Missing=*]		
Statistics [NW/ W]	[Valid=0 /-] [Invalid=0 /-]		
# rs_sti_partn_card_6: Issue partner notification card - 06			
Information	[Type= discrete] [Format=character] [Missing=*]		
Statistics [NW/ W]	[Valid=0 /-] [Invalid=0 /-]		
# rs_sti_partn_card_7: Issue partner notification card - 07			
Information	[Type= discrete] [Format=character] [Missing=*]		
Statistics [NW/ W]	[Valid=0 /-] [Invalid=0 /-]		
# rs_sti_partn_card_8: Issue partner notification card - 08			
Information	[Type= discrete] [Format=character] [Missing=*]		
Statistics [NW/ W]	[Valid=0 /-] [Invalid=0 /-]		
# rs_sti_partn_card_9: Issue partner notification card - 09			
Information	[Type= discrete] [Format=character] [Missing=*]		
Statistics [NW/ W]	[Valid=0 /-] [Invalid=0 /-]		
# rs_sti_partn_card_10: Issue partner notification card - 10			
Information	[Type= discrete] [Format=character] [Missing=*]		
Statistics [NW/ W]	[Valid=0 /-] [Invalid=0 /-]		
# rs_sti_counsel_done_1: Please tick which counseling topic were done: - Promote good sexual health			
Information	[Type= discrete] [Format=numeric] [Range= 1-3] [Missing=*]		
Statistics [NW/ W]	[Valid=286 /-] [Invalid=6744 /-]		
Value	Label	Cases	Percentage
1	Promote good sexual health	286	100.0%
2	Fertility desires	0	
3	Discuss nutrition	0	
Sysmiss		6744	
<i>Warning: these figures indicate the number of cases found in the data file. They cannot be interpreted as summary statistics of the population of interest.</i>			
# rs_sti_counsel_done_2: Please tick which counseling topic were done: - Fertility desires			
Information	[Type= discrete] [Format=numeric] [Range= 1-3] [Missing=*]		
Statistics [NW/ W]	[Valid=13 /-] [Invalid=7017 /-]		

rs_sti_counsel_done_2: Please tick which counseling topic were done: - Fertility desires

Value	Label	Cases	Percentage
1	Promote good sexual health	0	
2	Fertility desires	13	100.0%
3	Discuss nutrition	0	
Sysmiss		7017	

Warning: these figures indicate the number of cases found in the data file. They cannot be interpreted as summary statistics of the population of interest.

rs_sti_counsel_done_3: Please tick which counseling topic were done: - Discuss nutrition

Information	[Type= discrete] [Format=numeric] [Range= 1-3] [Missing=*]
Statistics [NW/ W]	[Valid=277 /-] [Invalid=6753 /-]

Value	Label	Cases	Percentage
1	Promote good sexual health	0	
2	Fertility desires	0	
3	Discuss nutrition	277	100.0%
Sysmiss		6753	

Warning: these figures indicate the number of cases found in the data file. They cannot be interpreted as summary statistics of the population of interest.

rs_sti_treatm_provided: If positive, were treatment given?

Information	[Type= discrete] [Format=numeric] [Range= 1-2] [Missing=*]
Statistics [NW/ W]	[Valid=288 /-] [Invalid=6742 /-]

Value	Label	Cases	Percentage
1	Yes	283	98.3%
2	No	5	1.7%
Sysmiss		6742	

Warning: these figures indicate the number of cases found in the data file. They cannot be interpreted as summary statistics of the population of interest.

rs_sti_reas_not_treat: Please provide a reason as to why the Participant was not given treatment.

Information	[Type= discrete] [Format=numeric] [Range= 1-96] [Missing=*]
Statistics [NW/ W]	[Valid=5 /-] [Invalid=7025 /-]

Value	Label	Cases	Percentage
1	Unable to reach participant by phone to make an appointment	0	
2	Unable to find participant at home for appointment	0	
3	Participant temporarily away for more than 2 months	0	
4	Participant refused treatment	0	
5	Participant migrated out of PIPSA	3	60.0%
96	Other	2	40.0%
Sysmiss		7025	

Warning: these figures indicate the number of cases found in the data file. They cannot be interpreted as summary statistics of the population of interest.

ds_sti_dispensed: Was STI medication dispensed?

Information	[Type= discrete] [Format=numeric] [Range= 1-2] [Missing=*]
Statistics [NW/ W]	[Valid=284 /-] [Invalid=6746 /-]

Value	Label	Cases	Percentage
1	Yes	284	100.0%
2	No	0	
Sysmiss		6746	

Warning: these figures indicate the number of cases found in the data file. They cannot be interpreted as summary statistics of the population of interest.

# ds_sti_drug_name: Generic Drug name			
Information	[Type= discrete] [Format=character] [Missing=*]		
Statistics [NW/ W]	[Valid=284 /-] [Invalid=0 /-]		
# ds_sti_drug_name_oth: Specify Other Generic Drug name			
Information	[Type= discrete] [Format=character] [Missing=*]		
Statistics [NW/ W]	[Valid=13 /-] [Invalid=0 /-]		
# ds_sti_qrcode: Scan QR Code: Package			
Information	[Type= discrete] [Format=character] [Missing=*]		
Statistics [NW/ W]	[Valid=284 /-] [Invalid=0 /-]		
# ds_sti_dose: Dose amount (for example: 1x tablet...)			
Information	[Type= discrete] [Format=character] [Missing=*]		
Statistics [NW/ W]	[Valid=284 /-] [Invalid=0 /-]		
# ds_sti_dose_freq: Frequency			
Information	[Type= discrete] [Format=numeric] [Range= 1-10] [Missing=*]		
Statistics [NW/ W]	[Valid=284 /-] [Invalid=6746 /-]		
Value	Label	Cases	Percentage
1	Once Daily	0	
2	4 hourly	0	
3	6 hourly	0	
4	8 hourly	1	0.4%
5	Apply PRN	0	
6	12 hourly	15	5.3%
7	24 hourly	1	0.4%
8	24 hourly nocte	0	
9	Insert nocte	0	
10	Stat	267	94.0%
Sysmiss		6746	
<i>Warning: these figures indicate the number of cases found in the data file. They cannot be interpreted as summary statistics of the population of interest.</i>			
# ds_sti_route: Route			
Information	[Type= discrete] [Format=numeric] [Range= 1-5] [Missing=*]		
Statistics [NW/ W]	[Valid=284 /-] [Invalid=6746 /-]		
Value	Label	Cases	Percentage
1	Oral administration	255	89.8%
2	Intravenous injection	1	0.4%
3	Topical Application	0	
4	Intramuscular injection	28	9.9%
5	Per Vagina	0	
Sysmiss		6746	
<i>Warning: these figures indicate the number of cases found in the data file. They cannot be interpreted as summary statistics of the population of interest.</i>			
# ds_sti_exp_date: Expiry date of medication			
Information	[Type= discrete] [Format=character] [Missing=*]		
Statistics [NW/ W]	[Valid=284 /-]		

# ds_sti_lotnumber: Lot Number	
Information	[Type= discrete] [Format=character] [Missing=*]
Statistics [NW/ W]	[Valid=284 /-] [Invalid=0 /-]

# ds_sti_date_given: Dispensed Date			
Information	[Type= discrete] [Format=character] [Missing=*]		
Statistics [NW/ W]	[Valid=284 /-]		
# ds_sti_dispensed_v2: Was STI medication dispensed?			
Information	[Type= discrete] [Format=numeric] [Range= 1-2] [Missing=*]		
Statistics [NW/ W]	[Valid=75 /-] [Invalid=6955 /-]		
Value	Label	Cases	Percentage
1	Yes	74	98.7%
2	No	1	1.3%
Sysmiss		6955	
<i>Warning: these figures indicate the number of cases found in the data file. They cannot be interpreted as summary statistics of the population of interest.</i>			
# ds_sti_drug_name_v2: Generic Drug name			
Information	[Type= discrete] [Format=character] [Missing=*]		
Statistics [NW/ W]	[Valid=74 /-] [Invalid=0 /-]		
# ds_sti_drug_name_oth_v2: Specify Other Generic Drug name			
Information	[Type= discrete] [Format=character] [Missing=*]		
Statistics [NW/ W]	[Valid=26 /-] [Invalid=0 /-]		
# ds_sti_qrcode_v2: Scan QR Code: Package			
Information	[Type= discrete] [Format=character] [Missing=*]		
Statistics [NW/ W]	[Valid=74 /-] [Invalid=0 /-]		
# ds_sti_dose_v2: Dose amount (for example: 1x tablet...)			
Information	[Type= discrete] [Format=character] [Missing=*]		
Statistics [NW/ W]	[Valid=74 /-] [Invalid=0 /-]		
# ds_sti_dose_freq_v2: Frequency			
Information	[Type= discrete] [Format=numeric] [Range= 1-10] [Missing=*]		
Statistics [NW/ W]	[Valid=74 /-] [Invalid=6956 /-]		
Value	Label	Cases	Percentage
1	Once Daily	0	
2	4 hourly	1	1.4%
3	6 hourly	2	2.7%
4	8 hourly	0	
5	Apply PRN	1	1.4%
6	12 hourly	1	1.4%
7	24 hourly	0	
8	24 hourly nocte	0	
9	Insert nocte	0	
10	Stat	69	93.2%
Sysmiss		6956	
<i>Warning: these figures indicate the number of cases found in the data file. They cannot be interpreted as summary statistics of the population of interest.</i>			
# ds_sti_route_v2: Route			
Information	[Type= discrete] [Format=numeric] [Range= 1-5] [Missing=*]		
Statistics [NW/ W]	[Valid=74 /-] [Invalid=6956 /-]		

# ds_sti_route_v2: Route			
Value	Label	Cases	Percentage
1	Oral administration	35	47.3%
2	Intravenous injection	1	1.4%
3	Topical Application	0	
4	Intramuscular injection	38	51.4%
5	Per Vagina	0	
Sysmiss		6956	
<i>Warning: these figures indicate the number of cases found in the data file. They cannot be interpreted as summary statistics of the population of interest.</i>			
# ds_sti_exp_date_v2: Expiry date of medication			
Information	[Type= discrete] [Format=character] [Missing=*]		
Statistics [NW/ W]	[Valid=74 /-]		
# ds_sti_lotnumber_v2: Lot Number			
Information	[Type= discrete] [Format=character] [Missing=*]		
Statistics [NW/ W]	[Valid=74 /-] [Invalid=0 /-]		
# ds_sti_date_given_v2: Dispensed Date			
Information	[Type= discrete] [Format=character] [Missing=*]		
Statistics [NW/ W]	[Valid=74 /-]		
# ds_sti_dispensed_v3: Was STI medication dispensed?			
Information	[Type= discrete] [Format=numeric] [Range= 1-2] [Missing=*]		
Statistics [NW/ W]	[Valid=24 /-] [Invalid=7006 /-]		
Value	Label	Cases	Percentage
1	Yes	24	100.0%
2	No	0	
Sysmiss		7006	
<i>Warning: these figures indicate the number of cases found in the data file. They cannot be interpreted as summary statistics of the population of interest.</i>			
# ds_sti_drug_name_v3: Generic Drug name			
Information	[Type= discrete] [Format=character] [Missing=*]		
Statistics [NW/ W]	[Valid=24 /-] [Invalid=0 /-]		
# ds_sti_drug_name_oth_v3: Specify Other Generic Drug name			
Information	[Type= discrete] [Format=character] [Missing=*]		
Statistics [NW/ W]	[Valid=10 /-] [Invalid=0 /-]		
# ds_sti_qrcode_v3: Scan QR Code: Package			
Information	[Type= discrete] [Format=character] [Missing=*]		
Statistics [NW/ W]	[Valid=24 /-] [Invalid=0 /-]		
# ds_sti_dose_v3: Dose amount (for example: 1x tablet...)			
Information	[Type= discrete] [Format=character] [Missing=*]		
Statistics [NW/ W]	[Valid=24 /-] [Invalid=0 /-]		
# ds_sti_dose_freq_v3: Frequency			
Information	[Type= discrete] [Format=numeric] [Range= 1-10] [Missing=*]		
Statistics [NW/ W]	[Valid=24 /-] [Invalid=7006 /-]		

# ds_sti_dose_freq_v3: Frequency			
Value	Label	Cases	Percentage
1	Once Daily	0	
2	4 hourly	0	
3	6 hourly	0	
4	8 hourly	0	
5	Apply PRN	0	
6	12 hourly	0	
7	24 hourly	0	
8	24 hourly nocte	0	
9	Insert nocte	0	
10	Stat	24	100.0%
Sysmiss		7006	
<i>Warning: these figures indicate the number of cases found in the data file. They cannot be interpreted as summary statistics of the population of interest.</i>			
# ds_sti_route_v3: Route			
Information	[Type= discrete] [Format=numeric] [Range= 1-5] [Missing=*]		
Statistics [NW/ W]	[Valid=24 /-] [Invalid=7006 /-]		
Value	Label	Cases	Percentage
1	Oral administration	5	20.8%
2	Intravenous injection	1	4.2%
3	Topical Application	0	
4	Intramuscular injection	18	75.0%
5	Per Vagina	0	
Sysmiss		7006	
<i>Warning: these figures indicate the number of cases found in the data file. They cannot be interpreted as summary statistics of the population of interest.</i>			
# ds_sti_exp_date_v3: Expiry date of medication			
Information	[Type= discrete] [Format=character] [Missing=*]		
Statistics [NW/ W]	[Valid=24 /-]		
# ds_sti_lotnumber_v3: Lot Number			
Information	[Type= discrete] [Format=character] [Missing=*]		
Statistics [NW/ W]	[Valid=24 /-] [Invalid=0 /-]		
# ds_sti_date_given_v3: Dispensed Date			
Information	[Type= discrete] [Format=character] [Missing=*]		
Statistics [NW/ W]	[Valid=24 /-]		
# ds_sti_dispensed_v4: Was STI medication dispensed?			
Information	[Type= discrete] [Format=numeric] [Range= 1-2] [Missing=*]		
Statistics [NW/ W]	[Valid=16 /-] [Invalid=7014 /-]		
Value	Label	Cases	Percentage
1	Yes	3	18.8%
2	No	13	81.2%
Sysmiss		7014	
<i>Warning: these figures indicate the number of cases found in the data file. They cannot be interpreted as summary statistics of the population of interest.</i>			

# ds_sti_drug_name_v4: Generic Drug name			
Information	[Type= discrete] [Format=character] [Missing=*]		
Statistics [NW/ W]	[Valid=3 /-] [Invalid=0 /-]		
# ds_sti_drug_name_oth_v4: Specify Other Generic Drug name			
Information	[Type= discrete] [Format=character] [Missing=*]		
Statistics [NW/ W]	[Valid=1 /-] [Invalid=0 /-]		
# ds_sti_qrcode_v4: Scan QR Code: Package			
Information	[Type= discrete] [Format=character] [Missing=*]		
Statistics [NW/ W]	[Valid=3 /-] [Invalid=0 /-]		
# ds_sti_dose_v4: Dose amount (for example: 1x tablet...)			
Information	[Type= discrete] [Format=character] [Missing=*]		
Statistics [NW/ W]	[Valid=3 /-] [Invalid=0 /-]		
# ds_sti_dose_freq_v4: Frequency			
Information	[Type= discrete] [Format=numeric] [Range= 1-10] [Missing=*]		
Statistics [NW/ W]	[Valid=3 /-] [Invalid=7027 /-]		
Value	Label	Cases	Percentage
1	Once Daily	0	
2	4 hourly	0	
3	6 hourly	0	
4	8 hourly	0	
5	Apply PRN	0	
6	12 hourly	0	
7	24 hourly	0	
8	24 hourly nocte	0	
9	Insert nocte	0	
10	Stat	3	100.0%
Sysmiss		7027	
<i>Warning: these figures indicate the number of cases found in the data file. They cannot be interpreted as summary statistics of the population of interest.</i>			
# ds_sti_route_v4: Route			
Information	[Type= discrete] [Format=numeric] [Range= 1-5] [Missing=*]		
Statistics [NW/ W]	[Valid=3 /-] [Invalid=7027 /-]		
Value	Label	Cases	Percentage
1	Oral administration	1	33.3%
2	Intravenous injection	0	
3	Topical Application	0	
4	Intramuscular injection	2	66.7%
5	Per Vagina	0	
Sysmiss		7027	
<i>Warning: these figures indicate the number of cases found in the data file. They cannot be interpreted as summary statistics of the population of interest.</i>			
# ds_sti_exp_date_v4: Expiry date of medication			
Information	[Type= discrete] [Format=character] [Missing=*]		
Statistics [NW/ W]	[Valid=3 /-]		

# ds_sti_lotnumber_v4: Lot Number			
Information		[Type= discrete] [Format=character] [Missing=*]	
Statistics [NW/ W]		[Valid=3 /-] [Invalid=0 /-]	
# ds_sti_date_given_v4: Dispensed Date			
Information		[Type= discrete] [Format=character] [Missing=*]	
Statistics [NW/ W]		[Valid=3 /-]	
# ar_contacted: Was the participant contacted?			
Information		[Type= discrete] [Format=numeric] [Range= 1-2] [Missing=*]	
Statistics [NW/ W]		[Valid=8 /-] [Invalid=7022 /-]	
Value	Label	Cases	Percentage
1	yes	7	87.5%
2	No	1	12.5%
Sysmiss		7022	
<i>Warning: these figures indicate the number of cases found in the data file. They cannot be interpreted as summary statistics of the population of interest.</i>			
# ar_supp_given: Was support provided?			
Information		[Type= discrete] [Format=numeric] [Range= 1-2] [Missing=*]	
Statistics [NW/ W]		[Valid=7 /-] [Invalid=7023 /-]	
Value	Label	Cases	Percentage
1	Yes	4	57.1%
2	No	3	42.9%
Sysmiss		7023	
<i>Warning: these figures indicate the number of cases found in the data file. They cannot be interpreted as summary statistics of the population of interest.</i>			
# ar_follow_up_needed: Is follow up needed?			
Information		[Type= discrete] [Format=numeric] [Range= 1-2] [Missing=*]	
Statistics [NW/ W]		[Valid=7 /-] [Invalid=7023 /-]	
Value	Label	Cases	Percentage
1	Yes	6	85.7%
2	No	1	14.3%
Sysmiss		7023	
<i>Warning: these figures indicate the number of cases found in the data file. They cannot be interpreted as summary statistics of the population of interest.</i>			
# ar_follow_up_date: Date of follow up			
Information		[Type= discrete] [Format=character] [Missing=*]	
Statistics [NW/ W]		[Valid=6 /-]	
# ar_resolved: Was it resolved?			
Information		[Type= discrete] [Format=numeric] [Range= 1-2] [Missing=*]	
Statistics [NW/ W]		[Valid=7 /-] [Invalid=7023 /-]	
Value	Label	Cases	Percentage
1	Yes	4	57.1%
2	No	3	42.9%
Sysmiss		7023	
<i>Warning: these figures indicate the number of cases found in the data file. They cannot be interpreted as summary statistics of the population of interest.</i>			

# rf_clin_referral: Does this participant need to be referred to a Mobile Clinic?			
Information	[Type= discrete] [Format=numeric] [Range= 1-2] [Missing=*]		
Statistics [NW/ W]	[Valid=1714 /-] [Invalid=5316 /-]		
Value	Label	Cases	Percentage
1	Yes	21	1.2%
2	No	1693	98.8%
Sysmiss		5316	
<i>Warning: these figures indicate the number of cases found in the data file. They cannot be interpreted as summary statistics of the population of interest.</i>			
# rf_clin_referral_date: Referral date to Clinic			
Information	[Type= discrete] [Format=character] [Missing=*]		
Statistics [NW/ W]	[Valid=20 /-]		
# tm_call_made: Was a telephone call made?			
Information	[Type= discrete] [Format=numeric] [Range= 1-2] [Missing=*]		
Statistics [NW/ W]	[Valid=229 /-] [Invalid=6801 /-]		
Value	Label	Cases	Percentage
1	Yes	229	100.0%
2	No	0	
Sysmiss		6801	
<i>Warning: these figures indicate the number of cases found in the data file. They cannot be interpreted as summary statistics of the population of interest.</i>			
# tm_phonecnt_datetime: Call Attempt Date and Time			
Information	[Type= discrete] [Format=character] [Missing=*]		
Statistics [NW/ W]	[Valid=228 /-]		
# tm_phonecnt_outcome: Outcome of Contact Attempt			
Information	[Type= discrete] [Format=numeric] [Range= 1-4] [Missing=*]		
Statistics [NW/ W]	[Valid=229 /-] [Invalid=6801 /-]		
Value	Label	Cases	Percentage
1	Call was answered	193	84.3%
2	Call gone to Voicemail	24	10.5%
3	Phone remains unanswered	12	5.2%
4	Number does not exist	0	
Sysmiss		6801	
<i>Warning: these figures indicate the number of cases found in the data file. They cannot be interpreted as summary statistics of the population of interest.</i>			
# tm_verify_participant: By reviewing the Personal information, please verify that this is the correct pa			
Information	[Type= discrete] [Format=numeric] [Range= 1-2] [Missing=*]		
Statistics [NW/ W]	[Valid=201 /-] [Invalid=6829 /-]		
Value	Label	Cases	Percentage
1	Yes - this is the correct participant	200	99.5%
2	No - this is not the correct participant	1	0.5%
Sysmiss		6829	
<i>Warning: these figures indicate the number of cases found in the data file. They cannot be interpreted as summary statistics of the population of interest.</i>			
# tm_call_outcome: Outcome of Phone Call			
Information	[Type= discrete] [Format=numeric] [Range= 1-96] [Missing=*]		
Statistics [NW/ W]	[Valid=201 /-] [Invalid=6829 /-]		

tm_call_outcome: Outcome of Phone Call

Value	Label	Cases	Percentage
1	Will come to the clinic	157	78.1%
4	Refused	0	
5	Out-migrated outside of PIPSA	4	2.0%
6	Participant is unknown	0	
7	Reschedule phone call	2	1.0%
8	Someone else answered	1	0.5%
9	Nurse will visit Participant	37	18.4%
10	Participant's concerns were addressed over the call	0	
96	Other	0	
Sysmiss		6829	

Warning: these figures indicate the number of cases found in the data file. They cannot be interpreted as summary statistics of the population of interest.

tm_next_clinic_date: Next Clinic Available Date

Information	[Type= discrete] [Format=character] [Missing=*]
Statistics [NW/ W]	[Valid=159 /-]