

Bhutan, Brazil, Serbia, Sierra Leone, Rwanda, Zambia

**Redinger Stephanie, DSI-NRF Centre of Excellence in Human Development,
University of the Witwatersrand, SAMRC/Developmental Pathways to Health
Research Unit, Faculty of Health Sciences, University of the Witwatersrand
Rochat Tamsen, School of Psychology, Faculty of Health and Education, Manchester
Metropolitan University, Manchester, SAMRC/Developmental Pathways to Health
Research Unit, Faculty of Health Sciences, University of the Witwatersrand
Houle Brian, School of Demography, The Australian National University, SAMRC/
Wits Rural Public Health and Health Transitions Research Unit (Agincourt), School
of Public Health, Faculty of Health Sciences, University of the Witwatersrand**

**Impact of the UNICEF “Caring for the Caregiver”
intervention on mental health, social support, and
parenting stress: a six-country pre-post evaluation**

Study Documentation

March 31, 2026

Metadata Production

| | |
|-----------------------------|---|
| Metadata Producer(s) | Africa Health Research Institute (AHRI) |
| Identification | DDI.AHRI.CFC.Lancet.Global.Health.dataset |

Table of Contents

| | |
|---|----|
| Overview | 4 |
| Scope & Coverage | 4 |
| Producers & Sponsors | 4 |
| Sampling | 5 |
| Data Collection | 5 |
| Data Processing & Appraisal | 5 |
| Accessibility | 5 |
| Files Description | 6 |
| CFC Lancet Global Health dataset 31 03 2026 | 6 |
| Variables List | 7 |
| CFC Lancet Global Health dataset 31 03 2026 | 7 |
| Variables Description | 30 |
| CFC Lancet Global Health dataset 31 03 2026 | 31 |

Impact of the UNICEF “Caring for the Caregiver” intervention on mental health, social support, and parenting stress: a six-country pre-post evaluation

| Overview | |
|---|--|
| Identification | AHRI.CFC.Lancet.Global.Health.dataset |
| Version | v1.0.0 |
| <p>Abstract</p> <p>The UNICEF Caring for the Caregiver package is a counselling approach and behaviour change intervention that can be integrated into routine home-visiting. We aimed to evaluate caregiver outcomes and explore intervention experiences in six low-income and middle-income countries (Bhutan, Brazil, Serbia, Sierra Leone, Rwanda, and Zambia). Using a non-randomised pragmatic design, we recruited caregivers in using community-based sampling. Caregivers reported dose exposure and completed pre-post outcome measures of self-efficacy, social support, depression, anxiety and parenting stress. Using pooled data, two-way fixed effects regressions examined change and variations in outcomes, by dose. Perception data were collected from caregivers and frontline workers.</p> <p>Study Aim: The research has three aims: (1) to assess change in outcomes linked to intervention targets; (2) to explore whether change in outcomes differed by reported dose exposure level; and (3) to explore frontline workers' and caregivers' perceptions of the intervention</p> | |
| Kind of Data | Pre-post intervention interviews |
| Unit of Analysis | · Caring for the caregiver validation study participants |

| Scope & Coverage | |
|--|---|
| Keywords | frontline workers, emotional awareness, self-care, coping skills, family cohesion, communication, conflict resolution |
| Topics | Parenting, prevention, behaviour change, mental health, social support, early childhood development |
| Time Period(s) | 2021-2022 |
| Countries | Bhutan, Brazil, Serbia, Sierra Leone, Rwanda, Zambia |
| <p>Geographic Coverage</p> <p>127 geographic areas (villages, districts) across the 6 countries</p> | |
| <p>Universe</p> <p>A non-randomised pragmatic study of the impact of the caring for the caregiver intervention integrated into routine frontline worker visits. We trained 198 frontline workers and recruited 822 pregnant and postnatal caregivers, receiving the intervention from 198 frontline workers in 127 unique areas across six countries.</p> | |

| Producers & Sponsors | |
|--------------------------------|---|
| Primary Investigator(s) | <p>Redinger Stephanie, DSI-NRF Centre of Excellence in Human Development, University of the Witwatersrand, SAMRC/Developmental Pathways to Health Research Unit, Faculty of Health Sciences, University of the Witwatersrand</p> <p>Rochat Tamsen, School of Psychology, Faculty of Health and Education, Manchester Metropolitan University, Manchester, SAMRC/Developmental Pathways to Health Research Unit, Faculty of Health Sciences, University of the Witwatersrand</p> <p>Houle Brian, School of Demography, The Australian National University, SAMRC/Wits Rural Public Health and Health Transitions Research Unit (Agincourt), School of Public Health, Faculty of Health Sciences, University of the Witwatersrand</p> |

| | |
|--------------------------------|--|
| Other Producer(s) | Africa Health Research Institute (AHRI) |
| Funding Agency/ies | United Nations Childrens Fund (UNICEF) , Funder |
| Other Acknowledgment(s) | Njabulo Dayi , Data management , Africa Health Research Institute Caitlin Briedenhann , Data cleaning , DSI-NRF Centre of Excellence in Human Development, University of the Witwatersrand |

Sampling

Sampling Procedure

Co-primary Outcomes

1. Parenting stress
2. Depression
3. Anxiety
4. Social support
5. General self-efficacy

Data Collection

| | |
|------------------------------|------------------------------------|
| Data Collection Dates | start 2021-04-01 end 2022-07-18 |
|------------------------------|------------------------------------|

Data Processing & Appraisal

Data Editing

The data collected and captured on REDCap was uploaded to a MySQL database server within AHRI's secure server cluster.

Accessibility

Access Conditions

Access to the data requires accurate completion of the online data access application form accessible on the AHRI Data repository(<<https://data.ahri.org/>>). Data users are required to abide by the data use conditions stipulated on the application for access to the data. Failure to do so may result in their data access privileges being revoked by the Data Custodian. In order to recognise the effort and intellectual contributions of AHRI investigators in producing and curating the data, users of AHRI data must acknowledge the source of the data and abide by the terms and conditions under which the data is accessed and must cite the dataset in publication using the citation provided as part of this documentation. All analytical datasets published on the AHRI Data Repository are assigned digital object identifier (DOIs) and the DOIs can be found on the Data Repository under Study Description tab - Access policy. AHRI data users are required to always cite the dataset using the relevant DOI.

Citation Requirements

Stephanie, R., Tamsen, R., & Brian, H. (2026). Impact of the UNICEF “Caring for the Caregiver” intervention on mental health, social support, and parenting stress: a six-country pre-post evaluation [Data set]. Africa Health Research Institute.

DOI: <https://doi.org/10.23664/AHRI.CFC.LANCET.GLOBAL.HEALTH.DATASET>

Files Description

Dataset contains 1 file(s)

| CFC_Lancet Global Health dataset 31 03 2026 | |
|--|-----|
| # Cases | 682 |
| # Variable(s) | 731 |

Variables List

Dataset contains 731 variable(s)

| File CFC_Lancet Global Health dataset 31 03 2026 | | | | | | | |
|--|-----------------------------|---------------------------------|------------|--------------|-------|---------|----------|
| # | Name | Label | Type | Format | Valid | Invalid | Question |
| 1 | pid | Personal identifier | continuous | numeric-8.0 | 682 | 0 | - |
| 2 | u_id | v1 u_id | discrete | character-48 | 682 | 0 | - |
| 3 | site | v1 site | discrete | character-12 | 682 | 0 | - |
| 4 | relate_c_.. | - | discrete | numeric-19.0 | 682 | 0 | - |
| 5 | relation_.. | - | discrete | numeric-18.0 | 602 | 80 | - |
| 6 | attend_s_.. | v1 attend_school | continuous | numeric-8.0 | 682 | 0 | - |
| 7 | cg_dob | v1 cg_dob | discrete | character-11 | 667 | - | - |
| 8 | cg_gender | v1 cg_gender | discrete | numeric-41.0 | 682 | 0 | - |
| 9 | child_di_.. | v1 child_disability | discrete | numeric-8.0 | 604 | 78 | - |
| 10 | child_dob | v1 child_dob | discrete | character-27 | 624 | 0 | - |
| 11 | child_ge_.. | v1 child_gender | discrete | numeric-37.0 | 609 | 73 | - |
| 12 | country_of | v1 country_of | discrete | character-2 | 682 | 0 | - |
| 13 | employed | v1 curr_employed | discrete | numeric-8.0 | 682 | 0 | - |
| 14 | caregive_.. | v1 caregiver_information_comple | discrete | numeric-10.0 | 682 | 0 | - |
| 15 | end_time_.. | v1 end_time_complete | discrete | numeric-10.0 | 1 | 681 | - |
| 16 | father_a_.. | v1 father_alive | discrete | numeric-8.0 | 630 | 52 | - |
| 17 | father_dob | v1 father_dob | discrete | character-74 | 622 | 0 | - |
| 18 | father_f_.. | v1 father_financial_sprt | discrete | numeric-8.0 | 626 | 56 | - |
| 19 | father_s_.. | v1 father_same_home | discrete | numeric-8.0 | 629 | 53 | - |
| 20 | visit_ch_.. | v1 visit_child | discrete | numeric-99.0 | 155 | 527 | - |
| 21 | national_.. | v1 nationality | discrete | numeric-10.0 | 190 | 492 | - |
| 22 | national_.. | v1 nationality_oth | discrete | character-7 | 209 | 0 | - |
| 23 | relation_.. | v1 relationship_oth | discrete | character-14 | 212 | 0 | - |
| 24 | tert_lvl_.. | v1 tert_lvl_train | discrete | numeric-47.0 | 682 | 0 | - |
| 25 | tracking_.. | v1 tracking_information_comple | discrete | numeric-10.0 | 682 | 0 | - |
| 26 | se_care_.. | v1 u_se_care_child | discrete | numeric-8.0 | 667 | 15 | - |
| 27 | se_care_.. | v1 u_se_care_child_age | discrete | numeric-16.0 | 286 | 396 | - |
| 28 | se_care_.. | v1 u_se_care_child_who | discrete | numeric-31.0 | 288 | 394 | - |
| 29 | socio_ec_.. | v1 socio_economic_complete | discrete | numeric-10.0 | 682 | 0 | - |
| 30 | se_class_.. | v1 u_se_class_finance | discrete | numeric-47.0 | 682 | 0 | - |
| 31 | se_main_.. | v1 u_se_main_provider | discrete | numeric-62.0 | 682 | 0 | - |
| 32 | income_e_.. | v1 u_se_cg_type_income__1 | discrete | numeric-9.0 | 682 | 0 | - |
| 33 | income_e_.. | v1 u_se_cg_type_income__2 | discrete | numeric-9.0 | 682 | 0 | - |

| File CFC_Lancet Global Health dataset 31 03 2026 | | | | | | | |
|---|----------------------------|------------------------------|------------|--------------|-------|---------|----------|
| # | Name | Label | Type | Format | Valid | Invalid | Question |
| 34 | income e.. | v1 u_se_cg_type_income__3 | discrete | numeric-9.0 | 682 | 0 | - |
| 35 | income f.. | v1 u_se_cg_type_income__4 | discrete | numeric-9.0 | 682 | 0 | - |
| 36 | income g.. | v1 u_se_cg_type_income__5 | discrete | numeric-9.0 | 682 | 0 | - |
| 37 | income o.. | v1 u_se_cg_type_income__6 | discrete | numeric-9.0 | 682 | 0 | - |
| 38 | income s.. | - | discrete | numeric-9.0 | 682 | 0 | - |
| 39 | se is ho.. | v1 u_se_is_households | discrete | numeric-8.0 | 682 | 0 | - |
| 40 | se no fo.. | v1 u_se_no_food_chld_2wks | discrete | numeric-19.0 | 665 | 17 | - |
| 41 | se no fo.. | v1 u_se_no_food_chld_every | discrete | numeric-19.0 | 153 | 529 | - |
| 42 | se no fo.. | v1 u_se_no_food_self_2wks | discrete | numeric-19.0 | 682 | 0 | - |
| 43 | se no fo.. | v1 u_se_no_food_self_every | discrete | numeric-19.0 | 235 | 447 | - |
| 44 | se num a.. | v1 u_se_num_adults | continuous | numeric-8.0 | 682 | 0 | - |
| 45 | se num c.. | v1 u_se_num_children | continuous | numeric-8.0 | 679 | 3 | - |
| 46 | se num h.. | v1 u_se_num_households | continuous | numeric-8.0 | 287 | 395 | - |
| 47 | se bed | asset | discrete | numeric-19.0 | 681 | 1 | - |
| 48 | se bicycle | asset | discrete | numeric-19.0 | 681 | 1 | - |
| 49 | se block.. | asset | discrete | numeric-17.0 | 491 | 191 | - |
| 50 | se car b.. | asset | discrete | numeric-19.0 | 681 | 1 | - |
| 51 | se cattle | asset | discrete | numeric-19.0 | 681 | 1 | - |
| 52 | se cell.. | asset | discrete | numeric-19.0 | 681 | 1 | - |
| 53 | se compu.. | asset | discrete | numeric-19.0 | 681 | 1 | - |
| 54 | se elec.. | asset | discrete | numeric-19.0 | 681 | 1 | - |
| 55 | se fridge | asset | discrete | numeric-19.0 | 681 | 1 | - |
| 56 | se gas c.. | asset | discrete | numeric-17.0 | 491 | 191 | - |
| 57 | se gas s.. | asset | discrete | numeric-17.0 | 491 | 191 | - |
| 58 | se hoe | asset | discrete | numeric-19.0 | 681 | 1 | - |
| 59 | se home.. | asset | discrete | numeric-19.0 | 680 | 2 | - |
| 60 | se hot p.. | asset | discrete | numeric-17.0 | 491 | 191 | - |
| 61 | se kettle | asset | discrete | numeric-17.0 | 491 | 191 | - |
| 62 | se lives.. | asset | discrete | numeric-19.0 | 681 | 1 | - |
| 63 | se lorry | asset | discrete | numeric-19.0 | 681 | 1 | - |
| 64 | se micro.. | asset | discrete | numeric-19.0 | 681 | 1 | - |
| 65 | se radio | asset | discrete | numeric-19.0 | 681 | 1 | - |
| 66 | se satel.. | asset | discrete | numeric-19.0 | 681 | 1 | - |
| 67 | se sewin.. | asset | discrete | numeric-19.0 | 681 | 1 | - |
| 68 | se sofa | asset | discrete | numeric-19.0 | 681 | 1 | - |
| 69 | se table.. | asset | discrete | numeric-19.0 | 681 | 1 | - |
| 70 | se telev.. | asset | discrete | numeric-19.0 | 681 | 1 | - |

| File CFC_Lancet Global Health dataset 31 03 2026 | | | | | | | |
|---|-------------------------------------|--|----------|--------------|-------|---------|----------|
| # | Name | Label | Type | Format | Valid | Invalid | Question |
| 71 | se_vehicle | asset | discrete | numeric-19.0 | 681 | 1 | - |
| 72 | se_video.. | asset | discrete | numeric-19.0 | 680 | 2 | - |
| 73 | se_washi.. | asset | discrete | numeric-19.0 | 681 | 1 | - |
| 74 | se_wheel.. | asset | discrete | numeric-19.0 | 681 | 1 | - |
| 75 | gfhealth.. | Past 4 wks time phys/emot health interfered social activities | discrete | numeric-39.0 | 682 | 0 | - |
| 76 | gfcut_wo.. | Past 4 wks cut time on work other activities | discrete | numeric-8.0 | 457 | 225 | - |
| 77 | gfaccomp.. | Past 4 wks accomplished less than you would like | discrete | numeric-8.0 | 492 | 190 | - |
| 78 | gfcarefu.. | Past 4 wks didn't do work or other activities as carefully as usual | discrete | numeric-8.0 | 457 | 225 | - |
| 79 | gfhealth.. | Past 4 wks phys/emot health interfered social activities | discrete | numeric-38.0 | 492 | 190 | - |
| 80 | gfhealthv2 | In general, would you say your health is | discrete | numeric-23.0 | 492 | 190 | - |
| 81 | gfesier.. | I seem to get sick a little easier than other people | discrete | numeric-34.0 | 492 | 190 | - |
| 82 | gfhealth.. | I am as healthy as anybody I know | discrete | numeric-34.0 | 492 | 190 | - |
| 83 | gfhlt_h_w.. | I expect my health to get worse | discrete | numeric-34.0 | 492 | 190 | - |
| 84 | gfhlt_h_e.. | My health is excellent | discrete | numeric-34.0 | 492 | 190 | - |
| 85 | gf_happyv2 | v2 gf_happy | discrete | numeric-28.0 | 48 | 634 | - |
| 86 | sp1_frie.. | Do you have difficulty making and keeping friends? | discrete | numeric-8.0 | 681 | 1 | - |
| 87 | sp2_loner | Would you normally describe yourself as a loner? | discrete | numeric-8.0 | 682 | 0 | - |
| 88 | sp3_trust | In general, do you trust other people? | discrete | numeric-8.0 | 682 | 0 | - |
| 89 | sp4_temper | Do you normally lose your temper easily? | discrete | numeric-8.0 | 682 | 0 | - |
| 90 | sp5_impulsive.. | Are you normally an impulsive sort of person? | discrete | numeric-8.0 | 682 | 0 | - |
| 91 | sp6_worrier.. | Are you normally a worrier? | discrete | numeric-8.0 | 682 | 0 | - |
| 92 | sp7_depend | In general, do you depend on others a lot? | discrete | numeric-8.0 | 682 | 0 | - |
| 93 | sp8_perfectionist.. | In general, are you a perfectionist? | discrete | numeric-8.0 | 682 | 0 | - |
| 94 | fad01v2 | Planning family activities is difficult because we misunderstand each other. | discrete | numeric-36.0 | 677 | 5 | - |
| 95 | fad02v2 | We resolve most everyday problems around the house | discrete | numeric-9.0 | 491 | 191 | - |
| 96 | fad03v2 | When someone is upset the others know why. | discrete | numeric-36.0 | 681 | 1 | - |

| File CFC_Lancet Global Health dataset 31 03 2026 | | | | | | | |
|---|-------------------------|---|------------|--------------|-------|---------|----------|
| # | Name | Label | Type | Format | Valid | Invalid | Question |
| 97 | fad04v2 | We you ask someone to do something, you have to check that they did it. | discrete | numeric-36.0 | 681 | 1 | - |
| 98 | fad05v2 | If someone is in trouble, the others become too involved | discrete | numeric-36.0 | 681 | 1 | - |
| 99 | fad06v2 | In time of crisis we can turn to each other for support. | discrete | numeric-37.0 | 677 | 5 | - |
| 100 | fad07v2 | We don't know what to do when an emergency comes up. | discrete | numeric-36.0 | 679 | 3 | - |
| 101 | fad08v2 | We sometimes run out of things that we need | continuous | numeric-9.0 | 681 | 1 | - |
| 102 | fad09v2 | We are reluctant to show our affection for each other. | discrete | numeric-36.0 | 680 | 2 | - |
| 103 | fad10v2 | We make sure members meet their family responsibilities. | discrete | numeric-36.0 | 681 | 1 | - |
| 104 | fad11v2 | We cannot talk to each other about sadness we feel. | discrete | numeric-36.0 | 677 | 5 | - |
| 105 | fad12v2 | We usually act on our decisions regarding problems. | discrete | numeric-36.0 | 491 | 191 | - |
| 106 | fad13v2 | You only get the interest of others when something is important to them. | discrete | numeric-36.0 | 681 | 1 | - |
| 107 | fad14v2 | You can't tell how a person is feeling from what they are saying. | discrete | numeric-37.0 | 681 | 1 | - |
| 108 | fad15v2 | Family tasks don't get spread around enough. | discrete | numeric-37.0 | 681 | 1 | - |
| 109 | fad16v2 | Individuals are accepted for what they are. | discrete | numeric-36.0 | 677 | 5 | - |
| 110 | fad17v2 | You can easily get away with breaking the rules. | discrete | numeric-36.0 | 679 | 3 | - |
| 111 | fad18v2 | People come right out and say things instead of hinting at them. | discrete | numeric-36.0 | 681 | 1 | - |
| 112 | fad19v2 | Some of us just don't respond emotionally. | discrete | numeric-37.0 | 680 | 2 | - |
| 113 | fad20v2 | We know what to do in an emergency. | discrete | numeric-37.0 | 679 | 3 | - |
| 114 | fad21v2 | We avoid discussing our fears and concerns. | discrete | numeric-36.0 | 677 | 5 | - |
| 115 | fad22v2 | It is difficult to talk to each other about tender feelings | continuous | numeric-9.0 | 681 | 1 | - |
| 116 | fad23v2 | We have trouble meeting our bills. | discrete | numeric-36.0 | 681 | 1 | - |
| 117 | fad24v2 | After our family tries to solve a problem, we usually discuss whether it worked | discrete | numeric-36.0 | 491 | 191 | - |
| 118 | fad25v2 | We are too self centered. | discrete | numeric-37.0 | 681 | 1 | - |

| File CFC_Lancet Global Health dataset 31 03 2026 | | | | | | | |
|---|-------------------------|--|------------|--------------|-------|---------|----------|
| # | Name | Label | Type | Format | Valid | Invalid | Question |
| 119 | fad26v2 | We can express feelings to each other. | discrete | numeric-37.0 | 677 | 5 | - |
| 120 | fad27v2 | We have no clear expectations about toilet habits. | discrete | numeric-37.0 | 679 | 3 | - |
| 121 | fad28v2 | We don't show our love for each other. | discrete | numeric-36.0 | 680 | 2 | - |
| 122 | fad29v2 | We talk to people directly rather than through go-betweens | continuous | numeric-9.0 | 681 | 1 | - |
| 123 | fad30v2 | Each of us has particular duties and responsibilities | continuous | numeric-9.0 | 681 | 1 | - |
| 124 | fad31v2 | There are lots of bad feelings in the family. | discrete | numeric-36.0 | 677 | 5 | - |
| 125 | fad32v2 | We have rules about hitting people. | discrete | numeric-36.0 | 679 | 3 | - |
| 126 | fad33v2 | We get involved with each other only when something interests us. | discrete | numeric-36.0 | 681 | 1 | - |
| 127 | fad34v2 | There's little time to explore personal interests. | discrete | numeric-36.0 | 681 | 1 | - |
| 128 | fad35v2 | We don't often say what we mean | continuous | numeric-9.0 | 681 | 1 | - |
| 129 | fad36v2 | We feel accepted for what we are. | discrete | numeric-36.0 | 677 | 5 | - |
| 130 | fad37v2 | We show interest in each other only when they can get something out of it person | discrete | numeric-36.0 | 681 | 1 | - |
| 131 | fad38v2 | We resolve most emotional upsets that come up. | discrete | numeric-36.0 | 491 | 191 | - |
| 132 | fad39v2 | Tenderness takes second place to other things in our family. | discrete | numeric-36.0 | 680 | 2 | - |
| 133 | fad40v2 | We discuss who is to do household jobs. | discrete | numeric-36.0 | 681 | 1 | - |
| 134 | fad41v2 | Making decisions is a problem for our family. | discrete | numeric-37.0 | 677 | 5 | - |
| 135 | fad42v2 | Our family shows interest in each other only when they can get something out of | discrete | numeric-36.0 | 681 | 1 | - |
| 136 | fad43v2 | We are frank with each other. | discrete | numeric-36.0 | 681 | 1 | - |
| 137 | fad44v2 | We don't hold any rules or standards. | discrete | numeric-36.0 | 679 | 3 | - |
| 138 | fad45v2 | If people are asked to do something, then need reminding. | discrete | numeric-36.0 | 681 | 1 | - |
| 139 | fad46v2 | We are able to make decisions about how to solve problems. | discrete | numeric-36.0 | 677 | 5 | - |
| 140 | fad47v2 | If the rules are broken, we don't know what to expect. | discrete | numeric-37.0 | 679 | 3 | - |

| File CFC_Lancet Global Health dataset 31 03 2026 | | | | | | | |
|---|-----------------------------|--|------------|--------------|-------|---------|----------|
| # | Name | Label | Type | Format | Valid | Invalid | Question |
| 141 | fad48v2 | Anything goes in our family. | discrete | numeric-36.0 | 679 | 3 | - |
| 142 | fad49v2 | We express tenderness. | discrete | numeric-36.0 | 680 | 2 | - |
| 143 | fad50v2 | We confront problems involving feelings. | discrete | numeric-36.0 | 491 | 191 | - |
| 144 | fad51v2 | We don't get along well together. | discrete | numeric-37.0 | 677 | 5 | - |
| 145 | fad52v2 | We don't talk to each other when we are angry. | discrete | numeric-36.0 | 681 | 1 | - |
| 146 | fad53v2 | We are generally dissatisfied with the family duties assigned to us. | discrete | numeric-36.0 | 681 | 1 | - |
| 147 | fad54v2 | Even though we mean well, we intrude too much into each other's lives. | discrete | numeric-36.0 | 489 | 193 | - |
| 148 | fad55v2 | There are rules about dangerous situations. | discrete | numeric-36.0 | 679 | 3 | - |
| 149 | fad56v2 | We confide in each other. | discrete | numeric-37.0 | 677 | 5 | - |
| 150 | fad57v2 | We cry openly. | discrete | numeric-36.0 | 680 | 2 | - |
| 151 | fad58v2 | We don't have reasonable transport | continuous | numeric-9.0 | 681 | 1 | - |
| 152 | fad59v2 | When we don't like what someone has done, we tell them. | discrete | numeric-36.0 | 681 | 1 | - |
| 153 | fad60v2 | We try to think of different ways to solve problems. | discrete | numeric-36.0 | 491 | 191 | - |
| 154 | fadaffec .. | v2 FADAffectInvolv | continuous | numeric-9.0 | 681 | 1 | - |
| 155 | fadaffec .. | v2 FADAffectResp | continuous | numeric-9.0 | 680 | 2 | - |
| 156 | fadbehco .. | v2 FADBehCont | continuous | numeric-9.0 | 679 | 3 | - |
| 157 | fadcommu .. | v2 FADCommunication | continuous | numeric-9.0 | 681 | 1 | - |
| 158 | fadgenfa .. | v2 FADGenFamFunc | continuous | numeric-9.0 | 677 | 5 | - |
| 159 | fadprob .. | v2 FADProb_solv | continuous | numeric-9.0 | 491 | 191 | - |
| 160 | fadrolesv2 | v2 FADRoles | continuous | numeric-9.0 | 681 | 1 | - |
| 161 | fadcompl .. | v2 FADcomplete | discrete | numeric-10.0 | 681 | 1 | - |
| 162 | fad01v3 | Planning family activities is difficult because we misunderstand each other. | discrete | numeric-36.0 | 681 | 1 | - |
| 163 | fad02v3 | We resolve most everyday problems around the house | discrete | numeric-9.0 | 491 | 191 | - |
| 164 | fad03v3 | When someone is upset the others know why. | discrete | numeric-36.0 | 681 | 1 | - |
| 165 | fad04v3 | We you ask someone to do something, you have to check that they did it. | discrete | numeric-36.0 | 681 | 1 | - |
| 166 | fad05v3 | If someone is in trouble, the others become too involved | discrete | numeric-36.0 | 681 | 1 | - |
| 167 | fad06v3 | In time of crisis we can turn to each other for support. | discrete | numeric-37.0 | 681 | 1 | - |

| File CFC_Lancet Global Health dataset 31 03 2026 | | | | | | | |
|---|-------------------------|---|------------|--------------|-------|---------|----------|
| # | Name | Label | Type | Format | Valid | Invalid | Question |
| 168 | fad07v3 | We don't know what to do when an emergency comes up. | discrete | numeric-36.0 | 681 | 1 | - |
| 169 | fad08v3 | We sometimes run out of things that we need | continuous | numeric-9.0 | 681 | 1 | - |
| 170 | fad09v3 | We are reluctant to show our affection for each other. | discrete | numeric-36.0 | 681 | 1 | - |
| 171 | fad10v3 | We make sure members meet their family responsibilities. | discrete | numeric-36.0 | 681 | 1 | - |
| 172 | fad11v3 | We cannot talk to each other about sadness we feel. | discrete | numeric-36.0 | 681 | 1 | - |
| 173 | fad12v3 | We usually act on our decisions regarding problems. | discrete | numeric-36.0 | 491 | 191 | - |
| 174 | fad13v3 | You only get the interest of others when something is important to them. | discrete | numeric-36.0 | 681 | 1 | - |
| 175 | fad14v3 | You can't tell how a person is feeling from what they are saying. | discrete | numeric-37.0 | 681 | 1 | - |
| 176 | fad15v3 | Family tasks don't get spread around enough. | discrete | numeric-37.0 | 681 | 1 | - |
| 177 | fad16v3 | Individuals are accepted for what they are. | discrete | numeric-36.0 | 681 | 1 | - |
| 178 | fad17v3 | You can easily get away with breaking the rules. | discrete | numeric-36.0 | 681 | 1 | - |
| 179 | fad18v3 | People come right out and say things instead of hinting at them. | discrete | numeric-36.0 | 681 | 1 | - |
| 180 | fad19v3 | Some of us just don't respond emotionally. | discrete | numeric-37.0 | 681 | 1 | - |
| 181 | fad20v3 | We know what to do in an emergency. | discrete | numeric-37.0 | 681 | 1 | - |
| 182 | fad21v3 | We avoid discussing our fears and concerns. | discrete | numeric-36.0 | 681 | 1 | - |
| 183 | fad22v3 | It is difficult to talk to each other about tender feelings | continuous | numeric-9.0 | 681 | 1 | - |
| 184 | fad23v3 | We have trouble meeting our bills. | discrete | numeric-36.0 | 681 | 1 | - |
| 185 | fad24v3 | After our family tries to solve a problem, we usually discuss whether it worked | discrete | numeric-36.0 | 491 | 191 | - |
| 186 | fad25v3 | We are too self centered. | discrete | numeric-37.0 | 681 | 1 | - |
| 187 | fad26v3 | We can express feelings to each other. | discrete | numeric-37.0 | 681 | 1 | - |
| 188 | fad27v3 | We have no clear expectations about toilet habits. | discrete | numeric-37.0 | 681 | 1 | - |
| 189 | fad28v3 | We don't show our love for each other. | discrete | numeric-36.0 | 681 | 1 | - |

| File CFC_Lancet Global Health dataset 31 03 2026 | | | | | | | |
|---|-------------------------|--|------------|--------------|-------|---------|----------|
| # | Name | Label | Type | Format | Valid | Invalid | Question |
| 190 | fad29v3 | We talk to people directly rather than through go-betweens | continuous | numeric-9.0 | 681 | 1 | - |
| 191 | fad30v3 | Each of us has particular duties and responsibilities | continuous | numeric-9.0 | 681 | 1 | - |
| 192 | fad31v3 | There are lots of bad feelings in the family. | discrete | numeric-36.0 | 681 | 1 | - |
| 193 | fad32v3 | We have rules about hitting people. | discrete | numeric-36.0 | 681 | 1 | - |
| 194 | fad33v3 | We get involved with each other only when something interests us. | discrete | numeric-36.0 | 681 | 1 | - |
| 195 | fad34v3 | There's little time to explore personal interests. | discrete | numeric-36.0 | 681 | 1 | - |
| 196 | fad35v3 | We don't often say what we mean | continuous | numeric-9.0 | 681 | 1 | - |
| 197 | fad36v3 | We feel accepted for what we are. | discrete | numeric-36.0 | 681 | 1 | - |
| 198 | fad37v3 | We show interest in each other only when they can get something out of it person | discrete | numeric-36.0 | 681 | 1 | - |
| 199 | fad38v3 | We resolve most emotional upsets that come up. | discrete | numeric-36.0 | 491 | 191 | - |
| 200 | fad39v3 | Tenderness takes second place to other things in our family. | discrete | numeric-36.0 | 681 | 1 | - |
| 201 | fad40v3 | We discuss who is to do household jobs. | discrete | numeric-36.0 | 681 | 1 | - |
| 202 | fad41v3 | Making decisions is a problem for our family. | discrete | numeric-37.0 | 681 | 1 | - |
| 203 | fad42v3 | Our family shows interest in each other only when they can get something out of | discrete | numeric-36.0 | 681 | 1 | - |
| 204 | fad43v3 | We are frank with each other. | discrete | numeric-36.0 | 681 | 1 | - |
| 205 | fad44v3 | We don't hold any rules or standards. | discrete | numeric-36.0 | 681 | 1 | - |
| 206 | fad45v3 | If people are asked to do something, then need reminding. | discrete | numeric-36.0 | 681 | 1 | - |
| 207 | fad46v3 | We are able to make decisions about how to solve problems. | discrete | numeric-36.0 | 681 | 1 | - |
| 208 | fad47v3 | If the rules are broken, we don't know what to expect. | discrete | numeric-37.0 | 681 | 1 | - |
| 209 | fad48v3 | Anything goes in our family. | discrete | numeric-36.0 | 681 | 1 | - |
| 210 | fad49v3 | We express tenderness. | discrete | numeric-36.0 | 681 | 1 | - |
| 211 | fad50v3 | We confront problems involving feelings. | discrete | numeric-36.0 | 491 | 191 | - |
| 212 | fad51v3 | We don't get along well together. | discrete | numeric-37.0 | 681 | 1 | - |

| File CFC_Lancet Global Health dataset 31 03 2026 | | | | | | | |
|---|-----------------------------|--|------------|--------------|-------|---------|----------|
| # | Name | Label | Type | Format | Valid | Invalid | Question |
| 213 | fad52v3 | We don't talk to each other when we are angry. | discrete | numeric-36.0 | 681 | 1 | - |
| 214 | fad53v3 | We are generally dissatisfied with the family duties assigned to us. | discrete | numeric-36.0 | 681 | 1 | - |
| 215 | fad54v3 | Even though we mean well, we intrude too much into each other's lives. | discrete | numeric-36.0 | 491 | 191 | - |
| 216 | fad55v3 | There are rules about dangerous situations. | discrete | numeric-36.0 | 681 | 1 | - |
| 217 | fad56v3 | We confide in each other. | discrete | numeric-37.0 | 681 | 1 | - |
| 218 | fad57v3 | We cry openly. | discrete | numeric-36.0 | 681 | 1 | - |
| 219 | fad58v3 | We don't have reasonable transport | continuous | numeric-9.0 | 681 | 1 | - |
| 220 | fad59v3 | When we don't like what someone has done, we tell them. | discrete | numeric-36.0 | 681 | 1 | - |
| 221 | fad60v3 | We try to think of different ways to solve problems. | discrete | numeric-36.0 | 491 | 191 | - |
| 222 | fadaffec .. | v3 FADAffectInvolv | continuous | numeric-9.0 | 681 | 1 | - |
| 223 | fadaffec .. | v3 FADAffectResp | continuous | numeric-9.0 | 681 | 1 | - |
| 224 | fadbehco .. | v3 FADBehCont | continuous | numeric-9.0 | 681 | 1 | - |
| 225 | fadcommu .. | v3 FADCommunication | continuous | numeric-9.0 | 681 | 1 | - |
| 226 | fadgenfa .. | v3 FADGenFamFunc | continuous | numeric-9.0 | 681 | 1 | - |
| 227 | fadprob .. | v3 FADProb_solv | continuous | numeric-9.0 | 491 | 191 | - |
| 228 | fadrolesv3 | v3 FADRoles | continuous | numeric-9.0 | 681 | 1 | - |
| 229 | fadcompl .. | v3 FADcomplete | discrete | numeric-10.0 | 681 | 1 | - |
| 230 | gad1_vv2 | v2 GAD1_V | discrete | numeric-45.0 | 682 | 0 | - |
| 231 | gad2_vv2 | v2 GAD2_V | discrete | numeric-45.0 | 681 | 1 | - |
| 232 | gad3_vv2 | v2 GAD3_V | discrete | numeric-45.0 | 682 | 0 | - |
| 233 | gad4_vv2 | v2 GAD4_V | discrete | numeric-45.0 | 682 | 0 | - |
| 234 | gad5_vv2 | v2 GAD5_V | discrete | numeric-45.0 | 682 | 0 | - |
| 235 | gad6_vv2 | v2 GAD6_V | discrete | numeric-45.0 | 682 | 0 | - |
| 236 | gad7_vv2 | v2 GAD7_V | discrete | numeric-45.0 | 682 | 0 | - |
| 237 | u_mh_4_h.. | v2 u_mh_4_how_difficult_wrk | discrete | numeric-52.0 | 576 | 106 | - |
| 238 | gad_summ .. | v2 GAD_summed | continuous | numeric-8.0 | 673 | 9 | - |
| 239 | gadtotal .. | - | continuous | numeric-9.0 | 682 | 0 | - |
| 240 | gadrisk_v2 | Anxiety risk score 10+ | discrete | numeric-9.0 | 682 | 0 | - |
| 241 | gad1_vv3 | v3 GAD1_V | discrete | numeric-45.0 | 681 | 1 | - |
| 242 | gad2_vv3 | v3 GAD2_V | discrete | numeric-45.0 | 682 | 0 | - |
| 243 | gad3_vv3 | v3 GAD3_V | discrete | numeric-45.0 | 682 | 0 | - |
| 244 | gad4_vv3 | v3 GAD4_V | discrete | numeric-45.0 | 682 | 0 | - |
| 245 | gad5_vv3 | v3 GAD5_V | discrete | numeric-45.0 | 682 | 0 | - |

| File CFC_Lancet Global Health dataset 31 03 2026 | | | | | | | |
|---|-----------------------------|--------------------------------|------------|--------------|-------|---------|----------|
| # | Name | Label | Type | Format | Valid | Invalid | Question |
| 246 | gad6_vv3 | v3 GAD6_V | discrete | numeric-45.0 | 682 | 0 | - |
| 247 | gad7_vv3 | v3 GAD7_V | discrete | numeric-45.0 | 682 | 0 | - |
| 248 | gad_summ_.. | v3 GAD_summed | continuous | numeric-8.0 | 637 | 45 | - |
| 249 | gadtotal_.. | - | continuous | numeric-9.0 | 682 | 0 | - |
| 250 | gadrisk_v3 | Anxiety risk score 10+ | discrete | numeric-9.0 | 682 | 0 | - |
| 251 | gad_change | - | discrete | numeric-9.0 | 682 | 0 | - |
| 252 | phq1_vv2 | v2 PHQ1_interest | discrete | numeric-50.0 | 682 | 0 | - |
| 253 | phq2_vv2 | v2 PHQ2_depressed | discrete | numeric-50.0 | 682 | 0 | - |
| 254 | phq3_vv2 | v2 PHQ3_sleep | discrete | numeric-50.0 | 682 | 0 | - |
| 255 | phq4_vv2 | v2 PHQ4_energy | discrete | numeric-50.0 | 682 | 0 | - |
| 256 | phq5_vv2 | v2 PHQ5_appetite | discrete | numeric-50.0 | 682 | 0 | - |
| 257 | phq6_vv2 | v2 PHQ6_failure | discrete | numeric-50.0 | 682 | 0 | - |
| 258 | phq7_vv2 | v2 PHQ7_concentrate | discrete | numeric-50.0 | 682 | 0 | - |
| 259 | phq8_vv2 | v2 PHQ8_restless | discrete | numeric-50.0 | 682 | 0 | - |
| 260 | phq9_vv2 | v2 PHQ9_tsh | discrete | numeric-50.0 | 682 | 0 | - |
| 261 | phqtotal_.. | v2 PHQtotal_V | continuous | numeric-8.0 | 674 | 8 | - |
| 262 | phqdiffi_.. | v2 PHQdifficult_V | discrete | numeric-52.0 | 591 | 91 | - |
| 263 | phqhelp_.. | v2 PHQhelp_V | discrete | numeric-8.0 | 117 | 565 | - |
| 264 | phq1_vv3 | v3 PHQ1_V | discrete | numeric-50.0 | 682 | 0 | - |
| 265 | phq2_vv3 | v3 PHQ2_V | discrete | numeric-50.0 | 682 | 0 | - |
| 266 | phq3_vv3 | v3 PHQ3_V | discrete | numeric-50.0 | 682 | 0 | - |
| 267 | phq4_vv3 | v3 PHQ4_V | discrete | numeric-50.0 | 682 | 0 | - |
| 268 | phq5_vv3 | v3 PHQ5_V | discrete | numeric-50.0 | 682 | 0 | - |
| 269 | phq6_vv3 | v3 PHQ6_V | discrete | numeric-50.0 | 682 | 0 | - |
| 270 | phq7_vv3 | v3 PHQ7_V | discrete | numeric-50.0 | 682 | 0 | - |
| 271 | phq8_vv3 | v3 PHQ8_V | discrete | numeric-50.0 | 682 | 0 | - |
| 272 | phq9_vv3 | v3 PHQ9_V | discrete | numeric-50.0 | 680 | 2 | - |
| 273 | phqtotal_.. | v3 PHQtotal_V | continuous | numeric-8.0 | 636 | 46 | - |
| 274 | phqdiffi_.. | v3 PHQdifficult_V | discrete | numeric-52.0 | 493 | 189 | - |
| 275 | u_mh_4_h_.. | v3 u_mh_4_how_difficult_wrk | discrete | numeric-52.0 | 492 | 190 | - |
| 276 | phqhelp_.. | v3 PHQhelp_V | discrete | numeric-8.0 | 45 | 637 | - |
| 277 | phqtotal_.. | - | continuous | numeric-9.0 | 682 | 0 | - |
| 278 | phqdep_r_.. | Depression risk score 10+ | discrete | numeric-9.0 | 682 | 0 | - |
| 279 | phqtotal_.. | - | continuous | numeric-9.0 | 682 | 0 | - |
| 280 | phqdep_r_.. | Depression risk score 10+ | discrete | numeric-9.0 | 682 | 0 | - |
| 281 | phq_change | - | continuous | numeric-9.0 | 682 | 0 | - |
| 282 | psi01_vv2 | v2 PSI01_V | discrete | numeric-17.0 | 650 | 32 | - |
| 283 | psi02_vv2 | v2 PSI02_V | discrete | numeric-17.0 | 647 | 35 | - |
| 284 | psi03_vv2 | v2 PSI03_V | discrete | numeric-17.0 | 648 | 34 | - |

| File CFC_Lancet Global Health dataset 31 03 2026 | | | | | | | |
|---|----------------------------|---------------------------|------------|--------------|-------|---------|----------|
| # | Name | Label | Type | Format | Valid | Invalid | Question |
| 285 | psi04_vv2 | v2 PSI04_V | discrete | numeric-17.0 | 647 | 35 | - |
| 286 | psi05_vv2 | v2 PSI05_V | discrete | numeric-17.0 | 647 | 35 | - |
| 287 | psi06_vv2 | v2 PSI06_V | discrete | numeric-17.0 | 647 | 35 | - |
| 288 | psi07_vv2 | v2 PSI07_V | discrete | numeric-17.0 | 647 | 35 | - |
| 289 | psi08_vv2 | v2 PSI08_V | discrete | numeric-17.0 | 645 | 37 | - |
| 290 | psi09_vv2 | v2 PSI09_V | discrete | numeric-17.0 | 647 | 35 | - |
| 291 | psi10_vv2 | v2 PSI10_V | discrete | numeric-17.0 | 647 | 35 | - |
| 292 | psi11_vv2 | v2 PSI11_V | discrete | numeric-17.0 | 647 | 35 | - |
| 293 | psi12_vv2 | v2 PSI12_V | discrete | numeric-17.0 | 647 | 35 | - |
| 294 | psi13_vv2 | v2 PSI13_V | discrete | numeric-17.0 | 646 | 36 | - |
| 295 | psi14_vv2 | v2 PSI14_V | discrete | numeric-17.0 | 643 | 39 | - |
| 296 | psi15_vv2 | v2 PSI15_V | discrete | numeric-17.0 | 645 | 37 | - |
| 297 | psi16_vv2 | v2 PSI16_V | discrete | numeric-17.0 | 645 | 37 | - |
| 298 | psi17_vv2 | v2 PSI17_V | discrete | numeric-17.0 | 645 | 37 | - |
| 299 | psi18_vv2 | v2 PSI18_V | discrete | numeric-17.0 | 646 | 36 | - |
| 300 | psi19_vv2 | v2 PSI19_V | discrete | numeric-17.0 | 645 | 37 | - |
| 301 | psi20_vv2 | v2 PSI20_V | discrete | numeric-17.0 | 644 | 38 | - |
| 302 | psi21_vv2 | v2 PSI21_V | discrete | numeric-17.0 | 644 | 38 | - |
| 303 | psi22_vv2 | v2 PSI22_V | discrete | numeric-17.0 | 646 | 36 | - |
| 304 | psi23_vv2 | v2 PSI23_V | discrete | numeric-17.0 | 645 | 37 | - |
| 305 | psi24_vv2 | v2 PSI24_V | discrete | numeric-17.0 | 643 | 39 | - |
| 306 | psi25_vv2 | v2 PSI25_V | discrete | numeric-17.0 | 645 | 37 | - |
| 307 | psi26_vv2 | v2 PSI26_V | discrete | numeric-17.0 | 645 | 37 | - |
| 308 | psi27_vv2 | v2 PSI27_V | discrete | numeric-17.0 | 644 | 38 | - |
| 309 | psi28_vv2 | v2 PSI28_V | discrete | numeric-17.0 | 645 | 37 | - |
| 310 | psi29_vv2 | v2 PSI29_V | discrete | numeric-17.0 | 645 | 37 | - |
| 311 | psi30_vv2 | v2 PSI30_V | discrete | numeric-17.0 | 645 | 37 | - |
| 312 | psi31_vv2 | v2 PSI31_V | discrete | numeric-17.0 | 644 | 38 | - |
| 313 | psi32_vv2 | v2 PSI32_V | discrete | numeric-17.0 | 645 | 37 | - |
| 314 | psi33_vv2 | v2 PSI33_V | discrete | numeric-17.0 | 645 | 37 | - |
| 315 | psi34_vv2 | v2 PSI34_V | discrete | numeric-17.0 | 605 | 77 | - |
| 316 | psi35_vv2 | v2 PSI35_V | discrete | numeric-17.0 | 641 | 41 | - |
| 317 | psi36_vv2 | v2 PSI36_V | discrete | numeric-17.0 | 602 | 80 | - |
| 318 | psidefre.. | v2 PSIDefRes_V | continuous | numeric-9.0 | 650 | 32 | - |
| 319 | psiparen.. | v2 PSIParentDis_Scale_V | continuous | numeric-9.0 | 650 | 32 | - |
| 320 | psiparen.. | v2 PSIParentChild_Scale_V | continuous | numeric-9.0 | 646 | 36 | - |
| 321 | psidiffc.. | v2 PSIDiffChild_Scale_V | continuous | numeric-9.0 | 648 | 34 | - |
| 322 | psitotal.. | v2 PSITotalStress_V | continuous | numeric-9.0 | 646 | 36 | - |
| 323 | psi01_vv3 | v3 PSI01_V | discrete | numeric-17.0 | 681 | 1 | - |

| File CFC_Lancet Global Health dataset 31 03 2026 | | | | | | | |
|---|-----------------------------|---------------------------|------------|--------------|-------|---------|----------|
| # | Name | Label | Type | Format | Valid | Invalid | Question |
| 324 | psi02_vv3 | v3 PSI02_V | discrete | numeric-17.0 | 681 | 1 | - |
| 325 | psi03_vv3 | v3 PSI03_V | discrete | numeric-17.0 | 681 | 1 | - |
| 326 | psi04_vv3 | v3 PSI04_V | discrete | numeric-17.0 | 681 | 1 | - |
| 327 | psi05_vv3 | v3 PSI05_V | discrete | numeric-17.0 | 681 | 1 | - |
| 328 | psi06_vv3 | v3 PSI06_V | discrete | numeric-17.0 | 681 | 1 | - |
| 329 | psi07_vv3 | v3 PSI07_V | discrete | numeric-17.0 | 681 | 1 | - |
| 330 | psi08_vv3 | v3 PSI08_V | discrete | numeric-17.0 | 681 | 1 | - |
| 331 | psi09_vv3 | v3 PSI09_V | discrete | numeric-17.0 | 680 | 2 | - |
| 332 | psi10_vv3 | v3 PSI10_V | discrete | numeric-17.0 | 677 | 5 | - |
| 333 | psi11_vv3 | v3 PSI11_V | discrete | numeric-17.0 | 681 | 1 | - |
| 334 | psi12_vv3 | v3 PSI12_V | discrete | numeric-17.0 | 681 | 1 | - |
| 335 | psi13_vv3 | v3 PSI13_V | discrete | numeric-17.0 | 681 | 1 | - |
| 336 | psi14_vv3 | v3 PSI14_V | discrete | numeric-17.0 | 681 | 1 | - |
| 337 | psi15_vv3 | v3 PSI15_V | discrete | numeric-17.0 | 681 | 1 | - |
| 338 | psi16_vv3 | v3 PSI16_V | discrete | numeric-17.0 | 681 | 1 | - |
| 339 | psi17_vv3 | v3 PSI17_V | discrete | numeric-17.0 | 681 | 1 | - |
| 340 | psi18_vv3 | v3 PSI18_V | discrete | numeric-17.0 | 681 | 1 | - |
| 341 | psi19_vv3 | v3 PSI19_V | discrete | numeric-17.0 | 680 | 2 | - |
| 342 | psi20_vv3 | v3 PSI20_V | discrete | numeric-17.0 | 680 | 2 | - |
| 343 | psi21_vv3 | v3 PSI21_V | discrete | numeric-17.0 | 681 | 1 | - |
| 344 | psi22_vv3 | v3 PSI22_V | discrete | numeric-17.0 | 680 | 2 | - |
| 345 | psi23_vv3 | v3 PSI23_V | discrete | numeric-17.0 | 680 | 2 | - |
| 346 | psi24_vv3 | v3 PSI24_V | discrete | numeric-17.0 | 681 | 1 | - |
| 347 | psi25_vv3 | v3 PSI25_V | discrete | numeric-17.0 | 679 | 3 | - |
| 348 | psi26_vv3 | v3 PSI26_V | discrete | numeric-17.0 | 680 | 2 | - |
| 349 | psi27_vv3 | v3 PSI27_V | discrete | numeric-17.0 | 680 | 2 | - |
| 350 | psi28_vv3 | v3 PSI28_V | discrete | numeric-17.0 | 681 | 1 | - |
| 351 | psi29_vv3 | v3 PSI29_V | discrete | numeric-17.0 | 681 | 1 | - |
| 352 | psi30_vv3 | v3 PSI30_V | discrete | numeric-17.0 | 681 | 1 | - |
| 353 | psi31_vv3 | v3 PSI31_V | discrete | numeric-17.0 | 679 | 3 | - |
| 354 | psi32_vv3 | v3 PSI32_V | discrete | numeric-17.0 | 680 | 2 | - |
| 355 | psi33_vv3 | v3 PSI33_V | discrete | numeric-17.0 | 679 | 3 | - |
| 356 | psi34_vv3 | v3 PSI34_V | discrete | numeric-17.0 | 507 | 175 | - |
| 357 | psi35_vv3 | v3 PSI35_V | discrete | numeric-17.0 | 676 | 6 | - |
| 358 | psi36_vv3 | v3 PSI36_V | discrete | numeric-17.0 | 628 | 54 | - |
| 359 | psidefre .. | v3 PSIDefRes_V | continuous | numeric-9.0 | 681 | 1 | - |
| 360 | psiparen .. | v3 PSIParentDis_Scale_V | continuous | numeric-9.0 | 681 | 1 | - |
| 361 | psiparen .. | v3 PSIParentChild_Scale_V | continuous | numeric-9.0 | 681 | 1 | - |
| 362 | psidiffc .. | v3 PSIDiffChild_Scale_V | continuous | numeric-9.0 | 681 | 1 | - |

| File CFC_Lancet Global Health dataset 31 03 2026 | | | | | | | |
|---|----------------------------|---|------------|--------------|-------|---------|----------|
| # | Name | Label | Type | Format | Valid | Invalid | Question |
| 363 | psitotal.. | v3 PSITotalStress_V | continuous | numeric-9.0 | 681 | 1 | - |
| 364 | gse1v2 | v2 GSE1 | discrete | numeric-37.0 | 682 | 0 | - |
| 365 | gse2v2 | v2 GSE2 | discrete | numeric-37.0 | 682 | 0 | - |
| 366 | gse3v2 | v2 GSE3 | discrete | numeric-37.0 | 682 | 0 | - |
| 367 | gse4v2 | v2 GSE4 | discrete | numeric-37.0 | 682 | 0 | - |
| 368 | gse5v2 | v2 GSE5 | discrete | numeric-37.0 | 682 | 0 | - |
| 369 | gse6v2 | v2 GSE6 | discrete | numeric-37.0 | 682 | 0 | - |
| 370 | gse7v2 | v2 GSE7 | discrete | numeric-37.0 | 682 | 0 | - |
| 371 | gse8v2 | v2 GSE8 | discrete | numeric-37.0 | 682 | 0 | - |
| 372 | gse9v2 | v2 GSE9 | discrete | numeric-37.0 | 682 | 0 | - |
| 373 | gse10v2 | v2 GSE10 | discrete | numeric-37.0 | 681 | 1 | - |
| 374 | gsehappy.. | v2 GSEhappy_rating | discrete | numeric-29.0 | 664 | 18 | - |
| 375 | gse1v3 | v3 GSE1 | discrete | numeric-37.0 | 681 | 1 | - |
| 376 | gse2v3 | v3 GSE2 | discrete | numeric-37.0 | 682 | 0 | - |
| 377 | gse3v3 | v3 GSE3 | discrete | numeric-37.0 | 682 | 0 | - |
| 378 | gse4v3 | v3 GSE4 | discrete | numeric-37.0 | 682 | 0 | - |
| 379 | gse5v3 | v3 GSE5 | discrete | numeric-37.0 | 682 | 0 | - |
| 380 | gse6v3 | v3 GSE6 | discrete | numeric-37.0 | 682 | 0 | - |
| 381 | gse7v3 | v3 GSE7 | discrete | numeric-37.0 | 682 | 0 | - |
| 382 | gse8v3 | v3 GSE8 | discrete | numeric-37.0 | 682 | 0 | - |
| 383 | gse9v3 | v3 GSE9 | discrete | numeric-37.0 | 682 | 0 | - |
| 384 | gse10v3 | v3 GSE10 | discrete | numeric-37.0 | 681 | 1 | - |
| 385 | gsehappy.. | v3 GSEhappy_rating | discrete | numeric-29.0 | 674 | 8 | - |
| 386 | ss_perso.. | There is a special person who is around when I am in need. | discrete | numeric-43.0 | 682 | 0 | - |
| 387 | ss_perso.. | There is a special person with whom I can share joys and sorrows. | discrete | numeric-52.0 | 492 | 190 | - |
| 388 | ss_famil.. | My family really tries to help me. | discrete | numeric-52.0 | 492 | 190 | - |
| 389 | ss_famil.. | I get the emotional help & support I need from my family. | discrete | numeric-43.0 | 682 | 0 | - |
| 390 | ss_perso.. | I have a special person who is a real source of comfort to me. | discrete | numeric-43.0 | 682 | 0 | - |
| 391 | ss_frien.. | My friends really try to help me. | discrete | numeric-52.0 | 492 | 190 | - |
| 392 | ss_frien.. | I can count on my friends when things go wrong. | discrete | numeric-43.0 | 682 | 0 | - |
| 393 | ss_famil.. | I can talk about my problems with my family. | discrete | numeric-52.0 | 492 | 190 | - |

| File CFC_Lancet Global Health dataset 31 03 2026 | | | | | | | |
|---|----------------------------|---|----------|--------------|-------|---------|----------|
| # | Name | Label | Type | Format | Valid | Invalid | Question |
| 394 | ss_frien.. | I have friends with whom I can share my joys and sorrows. | discrete | numeric-52.0 | 492 | 190 | - |
| 395 | ss_perso.. | There is a special person in my life who cares about my feelings. | discrete | numeric-52.0 | 492 | 190 | - |
| 396 | ss_famil.. | My family is willing to help me make decisions. | discrete | numeric-52.0 | 492 | 190 | - |
| 397 | ss_frien.. | I can talk about my problems with my friends | discrete | numeric-52.0 | 491 | 191 | - |
| 398 | ss_perso.. | There is a special person who is around when I am in need. | discrete | numeric-43.0 | 682 | 0 | - |
| 399 | ss_perso.. | There is a special person with whom I can share joys and sorrows. | discrete | numeric-52.0 | 492 | 190 | - |
| 400 | ss_famil.. | My family really tries to help me. | discrete | numeric-52.0 | 492 | 190 | - |
| 401 | ss_famil.. | I get the emotional help & support I need from my family. | discrete | numeric-43.0 | 682 | 0 | - |
| 402 | ss_perso.. | I have a special person who is a real source of comfort to me. | discrete | numeric-43.0 | 681 | 1 | - |
| 403 | ss_frien.. | My friends really try to help me. | discrete | numeric-52.0 | 492 | 190 | - |
| 404 | ss_frien.. | I can count on my friends when things go wrong. | discrete | numeric-43.0 | 681 | 1 | - |
| 405 | ss_famil.. | I can talk about my problems with my family. | discrete | numeric-52.0 | 492 | 190 | - |
| 406 | ss_frien.. | I have friends with whom I can share my joys and sorrows. | discrete | numeric-52.0 | 492 | 190 | - |
| 407 | ss_perso.. | There is a special person in my life who cares about my feelings. | discrete | numeric-52.0 | 492 | 190 | - |
| 408 | ss_famil.. | My family is willing to help me make decisions. | discrete | numeric-52.0 | 492 | 190 | - |
| 409 | ss_frien.. | I can talk about my problems with my friends | discrete | numeric-52.0 | 492 | 190 | - |
| 410 | stress_k.. | v2 SL1 | discrete | numeric-8.0 | 635 | 47 | - |
| 411 | stress_c.. | v2 SL2 | discrete | numeric-8.0 | 635 | 47 | - |
| 412 | stress_d.. | v2 SL3 | discrete | numeric-8.0 | 635 | 47 | - |
| 413 | stress_b.. | v2 SL4 | discrete | numeric-8.0 | 635 | 47 | - |
| 414 | stress_i.. | v2 SL5 | discrete | numeric-8.0 | 635 | 47 | - |
| 415 | stress_d.. | v2 SL6 | discrete | numeric-8.0 | 635 | 47 | - |
| 416 | stress_d.. | v2 SL7 | discrete | numeric-8.0 | 635 | 47 | - |
| 417 | stress_a.. | v2 SL8 | discrete | numeric-8.0 | 635 | 47 | - |
| 418 | stress_b.. | v2 SL9 | discrete | numeric-8.0 | 635 | 47 | - |
| 419 | stress_b.. | v2 SL10 | discrete | numeric-8.0 | 635 | 47 | - |

| File CFC_Lancet Global Health dataset 31 03 2026 | | | | | | | |
|---|------------------------------|--|----------|---------------|-------|---------|----------|
| # | Name | Label | Type | Format | Valid | Invalid | Question |
| 420 | stress_f_.. | v2 SL11 | discrete | numeric-8.0 | 635 | 47 | - |
| 421 | sl12v2 | v2 SL12 | discrete | numeric-8.0 | 505 | 177 | - |
| 422 | sl12_text_.. | v2 SL12_text | discrete | character-127 | 240 | - | - |
| 423 | stress_k_.. | v3 SL1 | discrete | numeric-8.0 | 635 | 47 | - |
| 424 | stress_c_.. | v3 SL2 | discrete | numeric-8.0 | 634 | 48 | - |
| 425 | stress_d_.. | v3 SL3 | discrete | numeric-8.0 | 635 | 47 | - |
| 426 | stress_b_.. | v3 SL4 | discrete | numeric-8.0 | 635 | 47 | - |
| 427 | stress_i_.. | v3 SL5 | discrete | numeric-8.0 | 635 | 47 | - |
| 428 | stress_d_.. | v3 SL6 | discrete | numeric-8.0 | 635 | 47 | - |
| 429 | stress_d_.. | v3 SL7 | discrete | numeric-8.0 | 635 | 47 | - |
| 430 | stress_a_.. | v3 SL8 | discrete | numeric-8.0 | 635 | 47 | - |
| 431 | stress_b_.. | v3 SL9 | discrete | numeric-8.0 | 635 | 47 | - |
| 432 | stress_b_.. | v3 SL10 | discrete | numeric-8.0 | 634 | 48 | - |
| 433 | stress_f_.. | v3 SL11 | discrete | numeric-8.0 | 634 | 48 | - |
| 434 | sl12v3 | v3 SL12 | discrete | numeric-8.0 | 504 | 178 | - |
| 435 | sl12_text_.. | v3 SL12_text | discrete | character-107 | 202 | - | - |
| 436 | pr1v2 | v2 PR1 | discrete | numeric-19.0 | 680 | 2 | - |
| 437 | pr2v2 | v2 PR2 | discrete | numeric-19.0 | 680 | 2 | - |
| 438 | pr3v2 | v2 PR3 | discrete | numeric-19.0 | 680 | 2 | - |
| 439 | pr4v2 | v2 PR4 | discrete | numeric-24.0 | 490 | 192 | - |
| 440 | pr5v2 | v2 PR5 | discrete | numeric-24.0 | 490 | 192 | - |
| 441 | pr1v3 | v3 PR1 | discrete | numeric-19.0 | 680 | 2 | - |
| 442 | pr2v3 | v3 PR2 | discrete | numeric-19.0 | 680 | 2 | - |
| 443 | pr3v3 | v3 PR3 | discrete | numeric-19.0 | 680 | 2 | - |
| 444 | pr4v3 | v3 PR4 | discrete | numeric-24.0 | 490 | 192 | - |
| 445 | pr5v3 | v3 PR5 | discrete | numeric-24.0 | 490 | 192 | - |
| 446 | skills_c_.. | CFC helped me to establish a confidante relationship with a counsellor | discrete | numeric-31.0 | 682 | 0 | - |
| 447 | skills_s_.. | CFC helped me to identify the sources of stress in my life | discrete | numeric-31.0 | 682 | 0 | - |
| 448 | skills_e_.. | CFC helped me to name and be aware of my emotions | discrete | numeric-31.0 | 682 | 0 | - |
| 449 | skills_s_.. | CFC helped me to speak about my emotions to others | discrete | numeric-31.0 | 682 | 0 | - |
| 450 | skills_c_.. | CFC helped understand ways to calm myself when I feel stressed | discrete | numeric-31.0 | 682 | 0 | - |
| 451 | skills_p_.. | CFC helped me to understand how to problem solve difficult situations | discrete | numeric-31.0 | 682 | 0 | - |

| File CFC_Lancet Global Health dataset 31 03 2026 | | | | | | | |
|---|----------------------------|--|----------|--------------|-------|---------|----------|
| # | Name | Label | Type | Format | Valid | Invalid | Question |
| 452 | skills_c.. | CFC helped me to understand how to resolve conflicts within my relationships | discrete | numeric-31.0 | 682 | 0 | - |
| 453 | skills_r.. | CFC helped me to establish daily routines | discrete | numeric-31.0 | 681 | 1 | - |
| 454 | skills_s.. | CFC helped me to practice self-care on a regular basis (e.g. once per week) | discrete | numeric-31.0 | 682 | 0 | - |
| 455 | skills_r.. | CFC helped me to identify the support and resources available to me | discrete | numeric-31.0 | 682 | 0 | - |
| 456 | confidan.. | v3 u_prr_1_rem | discrete | numeric-8.0 | 682 | 0 | - |
| 457 | confidan.. | v3 u_prr_1_rate | discrete | numeric-8.0 | 551 | 131 | - |
| 458 | confidan.. | v3 u_prr_1_learn | discrete | numeric-8.0 | 550 | 132 | - |
| 459 | confidan.. | v3 u_prr_1_learn_yes | discrete | numeric-17.0 | 456 | 226 | - |
| 460 | bucket_r.. | v3 u_prr_2_rem | discrete | numeric-8.0 | 681 | 1 | - |
| 461 | bucket_r.. | v3 u_prr_2_rate | discrete | numeric-8.0 | 564 | 118 | - |
| 462 | bucket_a.. | v3 u_prr_2_learn | discrete | numeric-8.0 | 563 | 119 | - |
| 463 | bucket_i.. | v3 u_prr_2_learn_yes | discrete | numeric-17.0 | 461 | 221 | - |
| 464 | anpm_rec.. | v3 u_prr_3_rem | discrete | numeric-8.0 | 681 | 1 | - |
| 465 | anpm_rate | v3 u_prr_3_rate | discrete | numeric-8.0 | 565 | 117 | - |
| 466 | anpm_apply | v3 u_prr_3_learn | discrete | numeric-8.0 | 564 | 118 | - |
| 467 | anpm_imp.. | v3 u_prr_3_learn_yes | discrete | numeric-17.0 | 422 | 260 | - |
| 468 | map_recall | v3 u_prr_4_rem | discrete | numeric-8.0 | 552 | 130 | - |
| 469 | map_rate | v3 u_prr_4_rate | discrete | numeric-8.0 | 445 | 237 | - |
| 470 | map_apply | v3 u_prr_4_learn | discrete | numeric-8.0 | 443 | 239 | - |
| 471 | map_impact | v3 u_prr_4_learn_yes | discrete | numeric-17.0 | 320 | 362 | - |
| 472 | basket_r.. | v3 u_prr_5_rem | discrete | numeric-8.0 | 682 | 0 | - |
| 473 | basket_r.. | v3 u_prr_5_rate | discrete | numeric-8.0 | 571 | 111 | - |
| 474 | basket_a.. | v3 u_prr_5_learn | discrete | numeric-8.0 | 571 | 111 | - |
| 475 | basket_i.. | v3 u_prr_5_learn_yes | discrete | numeric-17.0 | 523 | 159 | - |
| 476 | coping_r.. | v3 u_prr_6_rem | discrete | numeric-8.0 | 635 | 47 | - |
| 477 | coping_r.. | v3 u_prr_6_rate | discrete | numeric-8.0 | 555 | 127 | - |
| 478 | coping_a.. | v3 u_prr_6_learn | discrete | numeric-8.0 | 553 | 129 | - |
| 479 | coping_i.. | v3 u_prr_6_learn_yes | discrete | numeric-17.0 | 485 | 197 | - |
| 480 | routine.. | v3 u_prr_7_rem | discrete | numeric-8.0 | 636 | 46 | - |
| 481 | routine.. | v3 u_prr_7_rate | discrete | numeric-8.0 | 575 | 107 | - |
| 482 | routine.. | v3 u_prr_7_learn | discrete | numeric-8.0 | 575 | 107 | - |
| 483 | routine.. | v3 u_prr_7_learn_yes | discrete | numeric-17.0 | 534 | 148 | - |
| 484 | blanket.. | v3 u_prr_8_rem | discrete | numeric-8.0 | 636 | 46 | - |
| 485 | blanket.. | v3 u_prr_8_rate | discrete | numeric-8.0 | 540 | 142 | - |
| 486 | blanket.. | v3 u_prr_8_learn | discrete | numeric-8.0 | 540 | 142 | - |

| File CFC_Lancet Global Health dataset 31 03 2026 | | | | | | | |
|---|-----------------------------|--|----------|--------------|-------|---------|----------|
| # | Name | Label | Type | Format | Valid | Invalid | Question |
| 487 | blanket_.. | v3 u_prr_8_learn_yes | discrete | numeric-17.0 | 479 | 203 | - |
| 488 | preg_car_.. | v3 u_prr_9_rem | discrete | numeric-8.0 | 506 | 176 | - |
| 489 | preg_car_.. | v3 u_prr_9_rate | discrete | numeric-8.0 | 384 | 298 | - |
| 490 | preg_car_.. | v3 u_prr_9_learn | discrete | numeric-8.0 | 384 | 298 | - |
| 491 | preg_car_.. | v3 u_prr_9_learn_yes | discrete | numeric-17.0 | 249 | 433 | - |
| 492 | post_car_.. | v3 u_prr_10_rem | discrete | numeric-8.0 | 506 | 176 | - |
| 493 | post_car_.. | v3 u_prr_10_rate | discrete | numeric-8.0 | 387 | 295 | - |
| 494 | post_car_.. | v3 u_prr_10_learn | discrete | numeric-8.0 | 386 | 296 | - |
| 495 | post_car_.. | v3 u_prr_10_learn_yes | discrete | numeric-17.0 | 307 | 375 | - |
| 496 | fetal_ca_.. | v3 u_prr_11_rem | discrete | numeric-8.0 | 506 | 176 | - |
| 497 | fetal_ca_.. | v3 u_prr_11_rate | discrete | numeric-8.0 | 382 | 300 | - |
| 498 | fetal_ca_.. | v3 u_prr_11_learn | discrete | numeric-8.0 | 382 | 300 | - |
| 499 | fetal_ca_.. | v3 u_prr_11_learn_yes | discrete | numeric-17.0 | 250 | 432 | - |
| 500 | healthy_.. | v3 u_prr_12_rem | discrete | numeric-8.0 | 635 | 47 | - |
| 501 | healthy_.. | v3 u_prr_12_rate | discrete | numeric-8.0 | 594 | 88 | - |
| 502 | healthy_.. | v3 u_prr_12_learn | discrete | numeric-8.0 | 593 | 89 | - |
| 503 | healthy_.. | v3 u_prr_12_learn_yes | discrete | numeric-17.0 | 522 | 160 | - |
| 504 | cg_card_.. | v3 u_prr_13_rem | discrete | numeric-8.0 | 636 | 46 | - |
| 505 | cg_card_.. | v3 u_prr_13_rate | discrete | numeric-8.0 | 563 | 119 | - |
| 506 | cg_card_.. | v3 u_prr_13_learn | discrete | numeric-8.0 | 562 | 120 | - |
| 507 | cg_card_.. | v3 u_prr_13_learn_yes | discrete | numeric-17.0 | 478 | 204 | - |
| 508 | child_ca_.. | v3 u_prr_14_rem | discrete | numeric-8.0 | 504 | 178 | - |
| 509 | child_ca_.. | v3 u_prr_14_rate | discrete | numeric-8.0 | 440 | 242 | - |
| 510 | child_ca_.. | v3 u_prr_14_learn | discrete | numeric-8.0 | 440 | 242 | - |
| 511 | child_ca_.. | v3 u_prr_14_learn_yes | discrete | numeric-17.0 | 385 | 297 | - |
| 512 | u_pc_dat_.. | v3 u_pc_date | discrete | character-11 | 530 | - | - |
| 513 | u_pc_1v3 | Has CFC helped you with coping with your emotions? | discrete | numeric-49.0 | 682 | 0 | - |
| 514 | u_pc_2v3 | Has CFC helped you feel better about yourself (increased self-esteem)? | discrete | numeric-49.0 | 682 | 0 | - |
| 515 | u_pc_3v3 | Has CFC helped you in dealing with practical day to day issues | discrete | numeric-49.0 | 682 | 0 | - |
| 516 | u_pc_4v3 | Has CFC helped you with being able to feel relaxed? | discrete | numeric-49.0 | 681 | 1 | - |
| 517 | u_pc_5v3 | Has CFC helped you to cope with stressful situations? | discrete | numeric-49.0 | 682 | 0 | - |
| 518 | u_pc_6v3 | Has CFC helped you with your relationship with your partner? | discrete | numeric-49.0 | 680 | 2 | - |
| 519 | u_pc_7v3 | Has CFC helped you with your relationship with other people besides your partner | discrete | numeric-49.0 | 681 | 1 | - |

| File CFC_Lancet Global Health dataset 31 03 2026 | | | | | | | |
|---|----------------------------|---|------------|---------------|-------|---------|----------|
| # | Name | Label | Type | Format | Valid | Invalid | Question |
| 520 | u_pc_8v3 | Has CFC has helped you with your relationship with your child? | discrete | numeric-49.0 | 681 | 1 | - |
| 521 | u_pc_9v3 | Has CFC helped your partner or family's relationship with your child? | discrete | numeric-49.0 | 678 | 4 | - |
| 522 | u_pc_10v3 | Has CFC helped you with understanding your child's communication and needs? | discrete | numeric-49.0 | 680 | 2 | - |
| 523 | percepti.. | v3 perception_of_cfc_in_v_0 | discrete | numeric-10.0 | 523 | 159 | - |
| 524 | u_uc_1v3 | v3 u_uc_1 | discrete | numeric-8.0 | 682 | 0 | - |
| 525 | u_uc_2v3 | v3 u_uc_2 | discrete | numeric-8.0 | 636 | 46 | - |
| 526 | u_uc_3v3 | v3 u_uc_3 | discrete | numeric-8.0 | 635 | 47 | - |
| 527 | u_uc_4v3 | v3 u_uc_4 | discrete | numeric-8.0 | 635 | 47 | - |
| 528 | u_uc_5v3 | v3 u_uc_5 | discrete | numeric-8.0 | 636 | 46 | - |
| 529 | u_uc_5_n.. | v3 u_uc_5_no | discrete | character-163 | 110 | - | - |
| 530 | dobv1 | v1 dob | continuous | numeric-10.0 | 190 | 492 | - |
| 531 | gfdate | v2 GFdate | discrete | character-11 | 542 | - | - |
| 532 | u_prr_4_.. | v2 u_prr_4_learn_no | discrete | character-4 | 14 | 0 | - |
| 533 | u_mh_8_d.. | v2 u_mh_8_date | discrete | character-11 | 680 | - | - |
| 534 | psycholo.. | v2 psychological_constr_v_0 | discrete | numeric-10.0 | 47 | 635 | - |
| 535 | parentin.. | v2 parenting_stress_ind_v_1 | discrete | numeric-10.0 | 43 | 639 | - |
| 536 | totalfad.. | v2 totalFADProb_solv | continuous | numeric-9.0 | 682 | 0 | - |
| 537 | totalfad.. | v2 totalFADCommunication | continuous | numeric-9.0 | 682 | 0 | - |
| 538 | totalfad.. | v2 totalFADRoles | continuous | numeric-9.0 | 682 | 0 | - |
| 539 | totalfad.. | v2 totalFADAffectResp | continuous | numeric-9.0 | 682 | 0 | - |
| 540 | totalfad.. | v2 totalFADAffectInvolv | continuous | numeric-9.0 | 682 | 0 | - |
| 541 | totalfad.. | v2 totalFADBehCont | continuous | numeric-9.0 | 682 | 0 | - |
| 542 | totalfad.. | v2 totalFADGenFamFunc | continuous | numeric-9.0 | 682 | 0 | - |
| 543 | u_mh_8_r.. | v3 u_mh_8_res_assistant | discrete | character-30 | 682 | 0 | - |
| 544 | u_mh_8_d.. | v3 u_mh_8_date | discrete | character-11 | 681 | - | - |
| 545 | psycholo.. | v3 psychological_constr_v_4 | discrete | numeric-10.0 | 523 | 159 | - |
| 546 | psycholo.. | v3 psychological_constr_v_0 | discrete | numeric-10.0 | 47 | 635 | - |
| 547 | parentin.. | v3 parenting_stress_ind_v_1 | discrete | numeric-10.0 | 47 | 635 | - |
| 548 | percepti.. | v3 perception_of_cfc_in_v_4 | discrete | numeric-10.0 | 47 | 635 | - |
| 549 | unexpect.. | v3 unexpected_consequen_v_5 | discrete | numeric-10.0 | 47 | 635 | - |
| 550 | totalfad.. | v3 totalFADProb_solv | continuous | numeric-9.0 | 682 | 0 | - |
| 551 | totalfad.. | v3 totalFADCommunication | continuous | numeric-9.0 | 682 | 0 | - |
| 552 | totalfad.. | v3 totalFADRoles | continuous | numeric-9.0 | 682 | 0 | - |
| 553 | totalfad.. | v3 totalFADAffectResp | continuous | numeric-9.0 | 682 | 0 | - |
| 554 | totalfad.. | v3 totalFADAffectInvolv | continuous | numeric-9.0 | 682 | 0 | - |

| File CFC_Lancet Global Health dataset 31 03 2026 | | | | | | | |
|---|----------------------------|--------------------------|------------|--------------|-------|---------|----------|
| # | Name | Label | Type | Format | Valid | Invalid | Question |
| 555 | totalfad.. | v3 totalFADBehCont | continuous | numeric-9.0 | 682 | 0 | - |
| 556 | totalfad.. | v3 totalFADGenFamFunc | continuous | numeric-9.0 | 682 | 0 | - |
| 557 | u_il_sta.. | v4 u_il_start_time | continuous | numeric-11.0 | 127 | 555 | - |
| 558 | u_il_dat.. | v4 u_il_date | discrete | character-11 | 181 | - | - |
| 559 | u_il_flwv4 | v4 u_il_flw | discrete | character-16 | 181 | 0 | - |
| 560 | u_il_dat.. | v4 u_il_data_collector | discrete | character-23 | 181 | 0 | - |
| 561 | u_il_for.. | v4 u_il_format | discrete | numeric-10.0 | 181 | 501 | - |
| 562 | u_il_set.. | v4 u_il_setting | discrete | numeric-10.0 | 181 | 501 | - |
| 563 | u_il_set.. | v4 u_il_setting_other | discrete | character-11 | 3 | 0 | - |
| 564 | u_il_car.. | v4 u_il_caregiver___1 | discrete | numeric-9.0 | 182 | 500 | - |
| 565 | u_il_car.. | v4 u_il_caregiver___2 | discrete | numeric-9.0 | 182 | 500 | - |
| 566 | u_il_car.. | v4 u_il_caregiver___3 | discrete | numeric-9.0 | 182 | 500 | - |
| 567 | u_il_car.. | v4 u_il_caregiver___4 | discrete | numeric-9.0 | 182 | 500 | - |
| 568 | u_il_car.. | v4 u_il_caregiver___unk | discrete | numeric-9.0 | 182 | 500 | - |
| 569 | u_il_car.. | v4 u_il_caregiver___nask | discrete | numeric-9.0 | 182 | 500 | - |
| 570 | u_il_car.. | v4 u_il_caregiver___na | discrete | numeric-9.0 | 182 | 500 | - |
| 571 | u_il_car.. | v4 u_il_caregiver___oth | discrete | numeric-9.0 | 182 | 500 | - |
| 572 | u_il_age.. | v4 u_il_age_child | discrete | numeric-12.0 | 181 | 501 | - |
| 573 | u_il_tim.. | v4 u_il_time_visit | discrete | numeric-14.0 | 180 | 502 | - |
| 574 | u_il_tim.. | v4 u_il_time_cfc | discrete | numeric-14.0 | 180 | 502 | - |
| 575 | u_il_res.. | v4 u_il_resources___1 | discrete | numeric-9.0 | 182 | 500 | - |
| 576 | u_il_res.. | v4 u_il_resources___2 | discrete | numeric-9.0 | 182 | 500 | - |
| 577 | u_il_res.. | v4 u_il_resources___3 | discrete | numeric-9.0 | 182 | 500 | - |
| 578 | u_il_res.. | v4 u_il_resources___4 | discrete | numeric-9.0 | 182 | 500 | - |
| 579 | u_il_res.. | v4 u_il_resources___5 | discrete | numeric-9.0 | 182 | 500 | - |
| 580 | u_il_res.. | v4 u_il_resources___6 | discrete | numeric-9.0 | 182 | 500 | - |
| 581 | u_il_res.. | v4 u_il_resources___7 | discrete | numeric-9.0 | 182 | 500 | - |
| 582 | u_il_res.. | v4 u_il_resources___8 | discrete | numeric-9.0 | 182 | 500 | - |
| 583 | u_il_res.. | v4 u_il_resources___9 | discrete | numeric-9.0 | 182 | 500 | - |
| 584 | u_il_res.. | v4 u_il_resources___10 | discrete | numeric-9.0 | 182 | 500 | - |
| 585 | u_il_res.. | v4 u_il_resources___11 | discrete | numeric-9.0 | 182 | 500 | - |
| 586 | u_il_res.. | v4 u_il_resources___12 | discrete | numeric-9.0 | 182 | 500 | - |
| 587 | u_il_res.. | v4 u_il_resources___13 | discrete | numeric-9.0 | 182 | 500 | - |
| 588 | u_il_res.. | v4 u_il_resources___14 | discrete | numeric-9.0 | 182 | 500 | - |
| 589 | u_il_res.. | v4 u_il_resources___unk | discrete | numeric-9.0 | 182 | 500 | - |
| 590 | u_il_res.. | v4 u_il_resources___nask | discrete | numeric-9.0 | 182 | 500 | - |
| 591 | u_il_res.. | v4 u_il_resources___na | discrete | numeric-9.0 | 182 | 500 | - |
| 592 | u_il_res.. | v4 u_il_resources___oth | discrete | numeric-9.0 | 182 | 500 | - |
| 593 | u_il_end.. | v4 u_il_end_time | continuous | numeric-11.0 | 181 | 501 | - |

| File CFC_Lancet Global Health dataset 31 03 2026 | | | | | | | |
|---|-----------------------------|--------------------------------|------------|--------------|-------|---------|----------|
| # | Name | Label | Type | Format | Valid | Invalid | Question |
| 594 | implemen .. | v4 implementation_log_complete | discrete | numeric-10.0 | 181 | 501 | - |
| 595 | u_so_sta .. | v4 u_so_start_time | continuous | numeric-11.0 | 69 | 613 | - |
| 596 | u_so_dat .. | v4 u_so_date | discrete | character-11 | 69 | - | - |
| 597 | u_so_flwv4 | v4 u_so_flw | discrete | character-16 | 69 | 0 | - |
| 598 | u_so_obs .. | v4 u_so_observer | discrete | character-23 | 69 | 0 | - |
| 599 | u_so_gre .. | v4 u_so_greet | discrete | numeric-9.0 | 69 | 613 | - |
| 600 | u_so_rec .. | v4 u_so_recap | discrete | numeric-9.0 | 69 | 613 | - |
| 601 | u_so_int .. | v4 u_so_intro | discrete | numeric-9.0 | 68 | 614 | - |
| 602 | u_so_res .. | v4 u_so_respectful | discrete | numeric-9.0 | 68 | 614 | - |
| 603 | u_so_eye .. | v4 u_so_eye_contact | discrete | numeric-9.0 | 69 | 613 | - |
| 604 | u_so_lan .. | v4 u_so_language | discrete | numeric-9.0 | 69 | 613 | - |
| 605 | u_so_lis .. | v4 u_so_listens | discrete | numeric-9.0 | 69 | 613 | - |
| 606 | u_so_non .. | v4 u_so_non_verbal | discrete | numeric-9.0 | 69 | 613 | - |
| 607 | u_so_gos .. | v4 u_so_gossip | discrete | numeric-9.0 | 69 | 613 | - |
| 608 | u_so_acc .. | v4 u_so_accepting | discrete | numeric-9.0 | 69 | 613 | - |
| 609 | u_so_que .. | v4 u_so_questions_caregiver | discrete | numeric-9.0 | 69 | 613 | - |
| 610 | u_so_que .. | v4 u_so_questions_answer | discrete | numeric-9.0 | 69 | 613 | - |
| 611 | u_so_str .. | v4 u_so_stress_bucket | discrete | numeric-9.0 | 69 | 613 | - |
| 612 | u_so_map .. | v4 u_so_mapping | discrete | numeric-9.0 | 69 | 613 | - |
| 613 | u_so_anp .. | v4 u_so_anpm | discrete | numeric-9.0 | 69 | 613 | - |
| 614 | u_so_emo .. | v4 u_so_emotions_basket | discrete | numeric-9.0 | 69 | 613 | - |
| 615 | u_so_cop .. | v4 u_so_coping_strat | discrete | numeric-9.0 | 69 | 613 | - |
| 616 | u_so_dai .. | v4 u_so_daily_routines | discrete | numeric-9.0 | 69 | 613 | - |
| 617 | u_so_bla .. | v4 u_so_blanket | discrete | numeric-9.0 | 69 | 613 | - |
| 618 | u_so_che .. | v4 u_so_check | discrete | numeric-14.0 | 68 | 614 | - |
| 619 | u_so_sum .. | v4 u_so_summary | discrete | numeric-14.0 | 69 | 613 | - |
| 620 | u_so_act .. | v4 u_so_action_point | discrete | numeric-14.0 | 69 | 613 | - |
| 621 | u_so_act .. | v4 u_so_action_point2 | discrete | numeric-14.0 | 69 | 613 | - |
| 622 | u_so_sch .. | v4 u_so_schedule | discrete | numeric-14.0 | 68 | 614 | - |
| 623 | u_so_end .. | v4 u_so_end_time | continuous | numeric-11.0 | 69 | 613 | - |
| 624 | session .. | v4 session_observation__v_6 | discrete | numeric-10.0 | 70 | 612 | - |
| 625 | u_so_sta .. | v5 u_so_start_time | continuous | numeric-11.0 | 112 | 570 | - |
| 626 | u_so_dat .. | v5 u_so_date | discrete | character-11 | 112 | - | - |
| 627 | u_so_flwv5 | v5 u_so_flw | discrete | character-12 | 112 | 0 | - |
| 628 | u_so_obs .. | v5 u_so_observer | discrete | character-19 | 111 | 0 | - |
| 629 | u_so_gre .. | v5 u_so_greet | discrete | numeric-9.0 | 112 | 570 | - |
| 630 | u_so_rec .. | v5 u_so_recap | discrete | numeric-9.0 | 112 | 570 | - |
| 631 | u_so_int .. | v5 u_so_intro | discrete | numeric-9.0 | 112 | 570 | - |
| 632 | u_so_res .. | v5 u_so_respectful | discrete | numeric-9.0 | 112 | 570 | - |

| File CFC_Lancet Global Health dataset 31 03 2026 | | | | | | | |
|---|----------------------------|-----------------------------|------------|--------------|-------|---------|----------|
| # | Name | Label | Type | Format | Valid | Invalid | Question |
| 633 | u_so_eye.. | v5 u_so_eye_contact | discrete | numeric-9.0 | 112 | 570 | - |
| 634 | u_so_lan.. | v5 u_so_language | discrete | numeric-9.0 | 112 | 570 | - |
| 635 | u_so_lis.. | v5 u_so_listens | discrete | numeric-9.0 | 112 | 570 | - |
| 636 | u_so_non.. | v5 u_so_non_verbal | discrete | numeric-9.0 | 112 | 570 | - |
| 637 | u_so_gos.. | v5 u_so_gossip | discrete | numeric-9.0 | 112 | 570 | - |
| 638 | u_so_acc.. | v5 u_so_accepting | discrete | numeric-9.0 | 112 | 570 | - |
| 639 | u_so_que.. | v5 u_so_questions_caregiver | discrete | numeric-9.0 | 112 | 570 | - |
| 640 | u_so_que.. | v5 u_so_questions_answer | discrete | numeric-9.0 | 112 | 570 | - |
| 641 | u_so_str.. | v5 u_so_stress_bucket | discrete | numeric-9.0 | 112 | 570 | - |
| 642 | u_so_map.. | v5 u_so_mapping | discrete | numeric-9.0 | 112 | 570 | - |
| 643 | u_so_anp.. | v5 u_so_anpm | discrete | numeric-9.0 | 112 | 570 | - |
| 644 | u_so_emo.. | v5 u_so_emotions_basket | discrete | numeric-9.0 | 112 | 570 | - |
| 645 | u_so_cop.. | v5 u_so_coping_strat | discrete | numeric-9.0 | 112 | 570 | - |
| 646 | u_so_dai.. | v5 u_so_daily_routines | discrete | numeric-9.0 | 112 | 570 | - |
| 647 | u_so_bla.. | v5 u_so_blanket | discrete | numeric-9.0 | 112 | 570 | - |
| 648 | u_so_che.. | v5 u_so_check | discrete | numeric-14.0 | 112 | 570 | - |
| 649 | u_so_sum.. | v5 u_so_summary | discrete | numeric-14.0 | 112 | 570 | - |
| 650 | u_so_act.. | v5 u_so_action_point | discrete | numeric-14.0 | 112 | 570 | - |
| 651 | u_so_act.. | v5 u_so_action_point2 | discrete | numeric-14.0 | 112 | 570 | - |
| 652 | u_so_sch.. | v5 u_so_schedule | discrete | numeric-14.0 | 111 | 571 | - |
| 653 | u_so_end.. | v5 u_so_end_time | continuous | numeric-11.0 | 111 | 571 | - |
| 654 | session.. | v5 session_observation_v_7 | discrete | numeric-10.0 | 112 | 570 | - |
| 655 | u_il_sta.. | v6 u_il_start_time_v2 | continuous | numeric-11.0 | 112 | 570 | - |
| 656 | u_il_dat.. | v6 u_il_date_v2 | discrete | character-11 | 112 | - | - |
| 657 | u_il_flw.. | v6 u_il_flw_v2 | discrete | character-14 | 112 | 0 | - |
| 658 | u_il_dat.. | v6 u_il_data_collector_v2 | discrete | character-16 | 112 | 0 | - |
| 659 | u_il_for.. | v6 u_il_format_v2 | discrete | numeric-10.0 | 112 | 570 | - |
| 660 | u_il_set.. | v6 u_il_setting_v2 | discrete | numeric-10.0 | 112 | 570 | - |
| 661 | u_il_set.. | v6 u_il_setting_other_v2 | discrete | character-14 | 3 | 0 | - |
| 662 | u_il_car.. | v6 u_il_caregiver_v2__1 | discrete | numeric-9.0 | 112 | 570 | - |
| 663 | u_il_car.. | v6 u_il_caregiver_v2__2 | discrete | numeric-9.0 | 112 | 570 | - |
| 664 | u_il_car.. | v6 u_il_caregiver_v2__3 | discrete | numeric-9.0 | 112 | 570 | - |
| 665 | u_il_car.. | v6 u_il_caregiver_v2__4 | discrete | numeric-9.0 | 112 | 570 | - |
| 666 | u_il_car.. | v6 u_il_caregiver_v2__unk | discrete | numeric-9.0 | 112 | 570 | - |
| 667 | u_il_car.. | v6 u_il_caregiver_v2__nask | discrete | numeric-9.0 | 112 | 570 | - |
| 668 | u_il_car.. | v6 u_il_caregiver_v2__na | discrete | numeric-9.0 | 112 | 570 | - |
| 669 | u_il_car.. | v6 u_il_caregiver_v2__oth | discrete | numeric-9.0 | 112 | 570 | - |
| 670 | u_il_age.. | v6 u_il_age_child_v2 | discrete | numeric-12.0 | 111 | 571 | - |
| 671 | u_il_tim.. | v6 u_il_time_visit_v2 | discrete | numeric-14.0 | 112 | 570 | - |

| File CFC_Lancet Global Health dataset 31 03 2026 | | | | | | | |
|---|----------------------------|-----------------------------------|------------|--------------|-------|---------|----------|
| # | Name | Label | Type | Format | Valid | Invalid | Question |
| 672 | u_il_tim.. | v6 u_il_time_cfc_v2 | discrete | numeric-14.0 | 112 | 570 | - |
| 673 | u_il_res.. | v6 u_il_resources_v2__1 | discrete | numeric-9.0 | 112 | 570 | - |
| 674 | u_il_res.. | v6 u_il_resources_v2__2 | discrete | numeric-9.0 | 112 | 570 | - |
| 675 | u_il_res.. | v6 u_il_resources_v2__3 | discrete | numeric-9.0 | 112 | 570 | - |
| 676 | u_il_res.. | v6 u_il_resources_v2__4 | discrete | numeric-9.0 | 112 | 570 | - |
| 677 | u_il_res.. | v6 u_il_resources_v2__5 | discrete | numeric-9.0 | 112 | 570 | - |
| 678 | u_il_res.. | v6 u_il_resources_v2__6 | discrete | numeric-9.0 | 112 | 570 | - |
| 679 | u_il_res.. | v6 u_il_resources_v2__7 | discrete | numeric-9.0 | 112 | 570 | - |
| 680 | u_il_res.. | v6 u_il_resources_v2__8 | discrete | numeric-9.0 | 112 | 570 | - |
| 681 | u_il_res.. | v6 u_il_resources_v2__9 | discrete | numeric-9.0 | 112 | 570 | - |
| 682 | u_il_res.. | v6 u_il_resources_v2__10 | discrete | numeric-9.0 | 112 | 570 | - |
| 683 | u_il_res.. | v6 u_il_resources_v2__11 | discrete | numeric-9.0 | 112 | 570 | - |
| 684 | u_il_res.. | v6 u_il_resources_v2__12 | discrete | numeric-9.0 | 112 | 570 | - |
| 685 | u_il_res.. | v6 u_il_resources_v2__13 | discrete | numeric-9.0 | 112 | 570 | - |
| 686 | u_il_res.. | v6 u_il_resources_v2__14 | discrete | numeric-9.0 | 112 | 570 | - |
| 687 | u_il_res.. | v6 u_il_resources_v2__unk | discrete | numeric-9.0 | 112 | 570 | - |
| 688 | u_il_res.. | v6 u_il_resources_v2__nask | discrete | numeric-9.0 | 112 | 570 | - |
| 689 | u_il_res.. | v6 u_il_resources_v2__na | discrete | numeric-9.0 | 112 | 570 | - |
| 690 | u_il_res.. | v6 u_il_resources_v2__oth | discrete | numeric-9.0 | 112 | 570 | - |
| 691 | u_il_end.. | v6 u_il_end_time_v2 | continuous | numeric-11.0 | 112 | 570 | - |
| 692 | implemen.. | v6 implementation_log_2_comple | discrete | numeric-10.0 | 112 | 570 | - |
| 693 | partner.. | - | discrete | numeric-9.0 | 680 | 2 | - |
| 694 | partner.. | - | discrete | numeric-9.0 | 680 | 2 | - |
| 695 | partner.. | - | discrete | numeric-9.0 | 680 | 2 | - |
| 696 | partner.. | - | discrete | numeric-9.0 | 490 | 192 | - |
| 697 | partner.. | - | discrete | numeric-9.0 | 490 | 192 | - |
| 698 | partner.. | - | discrete | numeric-9.0 | 680 | 2 | - |
| 699 | partner.. | - | discrete | numeric-9.0 | 680 | 2 | - |
| 700 | partner.. | - | discrete | numeric-9.0 | 680 | 2 | - |
| 701 | partner.. | - | discrete | numeric-9.0 | 490 | 192 | - |
| 702 | partner.. | - | discrete | numeric-9.0 | 490 | 192 | - |
| 703 | sapas_to.. | - | discrete | numeric-9.0 | 682 | 0 | - |
| 704 | stress_v.. | - | discrete | numeric-9.0 | 682 | 0 | - |
| 705 | stress_v.. | - | discrete | numeric-9.0 | 682 | 0 | - |
| 706 | stress_v.. | - | discrete | numeric-9.0 | 682 | 0 | - |
| 707 | stress_v.. | - | discrete | numeric-9.0 | 682 | 0 | - |
| 708 | stress_v.. | - | discrete | numeric-9.0 | 682 | 0 | - |
| 709 | stress_v.. | - | discrete | numeric-9.0 | 682 | 0 | - |
| 710 | stress_v.. | - | discrete | numeric-9.0 | 682 | 0 | - |

| File CFC_Lancet Global Health dataset 31 03 2026 | | | | | | | |
|---|----------------------------|---|------------|--------------|-------|---------|----------|
| # | Name | Label | Type | Format | Valid | Invalid | Question |
| 711 | stress_v.. | - | discrete | numeric-9.0 | 682 | 0 | - |
| 712 | stress_v.. | - | discrete | numeric-9.0 | 682 | 0 | - |
| 713 | stress_v.. | - | discrete | numeric-9.0 | 682 | 0 | - |
| 714 | dep_cat_v2 | - | discrete | numeric-9.0 | 682 | 0 | - |
| 715 | dep_cat_v3 | - | discrete | numeric-9.0 | 682 | 0 | - |
| 716 | baseline | - | discrete | numeric-9.0 | 682 | 0 | - |
| 717 | endline | - | discrete | numeric-9.0 | 682 | 0 | - |
| 718 | analytic.. | - | discrete | numeric-9.0 | 682 | 0 | - |
| 719 | finances | - | discrete | numeric-25.0 | 675 | 7 | - |
| 720 | child_do.. | - | discrete | character-11 | 539 | - | - |
| 721 | c_age | - | discrete | numeric-9.0 | 537 | 145 | - |
| 722 | pregnancy | - | discrete | numeric-9.0 | 682 | 0 | - |
| 723 | c_age_cat | - | discrete | numeric-9.0 | 589 | 93 | - |
| 724 | cg_edu | RECODE of attend_school (v1 attend_school) | discrete | numeric-19.0 | 682 | 0 | - |
| 725 | cg_age | - | continuous | numeric-9.0 | 658 | 24 | - |
| 726 | cg_age_cat | RECODE of cg_age | discrete | numeric-9.0 | 658 | 24 | - |
| 727 | followup | - | discrete | numeric-9.0 | 528 | 154 | - |
| 728 | gse_tota.. | - | continuous | numeric-9.0 | 682 | 0 | - |
| 729 | gse_tota.. | - | continuous | numeric-9.0 | 682 | 0 | - |
| 730 | ss_totalv2 | - | continuous | numeric-9.0 | 682 | 0 | - |
| 731 | ss_totalv3 | - | continuous | numeric-9.0 | 682 | 0 | - |

Variables Description

Dataset contains 731 variable(s)

File : CFC_Lancet Global Health dataset 31 03 2026

pid: Personal identifier

Information [Type= continuous] [Format=numeric] [Range= 5-5060] [Missing=*]

Statistics [NW/ W] [Valid=682 /-] [Invalid=0 /-] [Mean=2161.485 /-] [StdDev=1658.102 /-]

u_id: v1 u_id

Information [Type= discrete] [Format=character] [Missing=*]

Statistics [NW/ W] [Valid=682 /-] [Invalid=0 /-]

site: v1 site

Information [Type= discrete] [Format=character] [Missing=*]

Statistics [NW/ W] [Valid=682 /-] [Invalid=0 /-]

relate_child

Information [Type= discrete] [Format=numeric] [Range= 1-5] [Missing=*]

Statistics [NW/ W] [Valid=682 /-] [Invalid=0 /-]

| Value | Label | Cases | Percentage |
|-------|---------------------|-------|------------|
| 1 | mother/pregnant | 644 | 94.4% |
| 2 | father | 14 | 2.1% |
| 3 | related caregiver | 20 | 2.9% |
| 4 | unrelated caregiver | 4 | 0.6% |
| 5 | other | 0 | |

Warning: these figures indicate the number of cases found in the data file. They cannot be interpreted as summary statistics of the population of interest.

relationship_status

Information [Type= discrete] [Format=numeric] [Range= 0-2] [Missing=*]

Statistics [NW/ W] [Valid=602 /-] [Invalid=80 /-]

| Value | Label | Cases | Percentage |
|---------|--------------------|-------|------------|
| 0 | single | 94 | 15.6% |
| 1 | casual partnership | 33 | 5.5% |
| 2 | married/cohabiting | 475 | 78.9% |
| Sysmiss | | 80 | |

Warning: these figures indicate the number of cases found in the data file. They cannot be interpreted as summary statistics of the population of interest.

attend_school: v1 attend_school

Information [Type= continuous] [Format=numeric] [Range= 0-25] [Missing=*]

Statistics [NW/ W] [Valid=682 /-] [Invalid=0 /-] [Mean=7.1 /-] [StdDev=5.685 /-]

cg_dob: v1 cg_dob

Information [Type= discrete] [Format=character] [Missing=*]

Statistics [NW/ W] [Valid=667 /-]

cg_gender: v1 cg_gender

Information [Type= discrete] [Format=numeric] [Range= 1-4] [Missing=*]

Statistics [NW/ W] [Valid=682 /-] [Invalid=0 /-]

| Value | Label | Cases | Percentage |
|-------|-----------------|-------|------------|
| 1 | Male/Masculino | 26 | 3.8% |
| 2 | Female/Feminino | 653 | 95.7% |

File : CFC_Lancet Global Health dataset 31 03 2026

cg_gender: v1 cg_gender

| Value | Label | Cases | Percentage |
|-------|---|-------|------------|
| 3 | Other/Outro | 0 | |
| 4 | Prefer not the say/Prefiro nÃ£o responder | 3 | 0.4% |

Warning: these figures indicate the number of cases found in the data file. They cannot be interpreted as summary statistics of the population of interest.

child_disability: v1 child_disability

| | |
|---------------------------|--|
| Information | [Type= discrete] [Format=numeric] [Range= 0-1] [Missing=*] |
| Statistics [NW/ W] | [Valid=604 /-] [Invalid=78 /-] |

| Value | Label | Cases | Percentage |
|---------|---------|-------|------------|
| 0 | No/NÃ£o | 589 | 97.5% |
| 1 | Yes/Sim | 15 | 2.5% |
| Sysmiss | | 78 | |

Warning: these figures indicate the number of cases found in the data file. They cannot be interpreted as summary statistics of the population of interest.

child_dob: v1 child_dob

| | |
|---------------------------|---|
| Information | [Type= discrete] [Format=character] [Missing=*] |
| Statistics [NW/ W] | [Valid=624 /-] [Invalid=0 /-] |

child_gender: v1 child_gender

| | |
|---------------------------|--|
| Information | [Type= discrete] [Format=numeric] [Range= 1-4] [Missing=*] |
| Statistics [NW/ W] | [Valid=609 /-] [Invalid=73 /-] |

| Value | Label | Cases | Percentage |
|---------|---------------------------------------|-------|------------|
| 1 | Male/Masculino | 270 | 44.3% |
| 2 | Female/Feminino | 281 | 46.1% |
| 3 | Other/Outro | 36 | 5.9% |
| 4 | Prefer not the say/Prefiro nÃ£o dizer | 22 | 3.6% |
| Sysmiss | | 73 | |

Warning: these figures indicate the number of cases found in the data file. They cannot be interpreted as summary statistics of the population of interest.

country_of: v1 country_of

| | |
|---------------------------|---|
| Information | [Type= discrete] [Format=character] [Missing=*] |
| Statistics [NW/ W] | [Valid=682 /-] [Invalid=0 /-] |

employed: v1 curr_employed

| | |
|---------------------------|--|
| Information | [Type= discrete] [Format=numeric] [Range= 0-1] [Missing=*] |
| Statistics [NW/ W] | [Valid=682 /-] [Invalid=0 /-] |

| Value | Label | Cases | Percentage |
|-------|---------|-------|------------|
| 0 | No/NÃ£o | 484 | 71.0% |
| 1 | Yes/Sim | 198 | 29.0% |

Warning: these figures indicate the number of cases found in the data file. They cannot be interpreted as summary statistics of the population of interest.

caregiver_information_complete: v1 caregiver_information_complete

| | |
|---------------------------|--|
| Information | [Type= discrete] [Format=numeric] [Range= 0-2] [Missing=*] |
| Statistics [NW/ W] | [Valid=682 /-] [Invalid=0 /-] |

| Value | Label | Cases | Percentage |
|-------|------------|-------|------------|
| 0 | Incomplete | 15 | 2.2% |

File : CFC_Lancet Global Health dataset 31 03 2026

caregiver_information_complete: v1 caregiver_information_complete

| Value | Label | Cases | Percentage |
|-------|------------|-------|------------|
| 1 | Unverified | 90 | 13.2% |
| 2 | Complete | 577 | 84.6% |

Warning: these figures indicate the number of cases found in the data file. They cannot be interpreted as summary statistics of the population of interest.

end_time_complete: v1 end_time_complete

| | |
|---------------------------|--|
| Information | [Type= discrete] [Format=numeric] [Range= 0-2] [Missing=*] |
| Statistics [NW/ W] | [Valid=1 /-] [Invalid=681 /-] |

| Value | Label | Cases | Percentage |
|---------|------------|-------|------------|
| 0 | Incomplete | 1 | 100.0% |
| 1 | Unverified | 0 | |
| 2 | Complete | 0 | |
| Sysmiss | | 681 | |

Warning: these figures indicate the number of cases found in the data file. They cannot be interpreted as summary statistics of the population of interest.

father_alive: v1 father_alive

| | |
|---------------------------|--|
| Information | [Type= discrete] [Format=numeric] [Range= 0-1] [Missing=*] |
| Statistics [NW/ W] | [Valid=630 /-] [Invalid=52 /-] |

| Value | Label | Cases | Percentage |
|---------|---------|-------|------------|
| 0 | No/NÃ£o | 14 | 2.2% |
| 1 | Yes/Sim | 616 | 97.8% |
| Sysmiss | | 52 | |

Warning: these figures indicate the number of cases found in the data file. They cannot be interpreted as summary statistics of the population of interest.

father_dob: v1 father_dob

| | |
|---------------------------|---|
| Information | [Type= discrete] [Format=character] [Missing=*] |
| Statistics [NW/ W] | [Valid=622 /-] [Invalid=0 /-] |

father_financial_sprt: v1 father_financial_sprt

| | |
|---------------------------|--|
| Information | [Type= discrete] [Format=numeric] [Range= 0-1] [Missing=*] |
| Statistics [NW/ W] | [Valid=626 /-] [Invalid=56 /-] |

| Value | Label | Cases | Percentage |
|---------|---------|-------|------------|
| 0 | No/NÃ£o | 84 | 13.4% |
| 1 | Yes/Sim | 542 | 86.6% |
| Sysmiss | | 56 | |

Warning: these figures indicate the number of cases found in the data file. They cannot be interpreted as summary statistics of the population of interest.

father_same_home: v1 father_same_home

| | |
|---------------------------|--|
| Information | [Type= discrete] [Format=numeric] [Range= 0-1] [Missing=*] |
| Statistics [NW/ W] | [Valid=629 /-] [Invalid=53 /-] |

| Value | Label | Cases | Percentage |
|---------|---------|-------|------------|
| 0 | No/NÃ£o | 156 | 24.8% |
| 1 | Yes/Sim | 473 | 75.2% |
| Sysmiss | | 53 | |

Warning: these figures indicate the number of cases found in the data file. They cannot be interpreted as summary statistics of the population of interest.

File : CFC_Lancet Global Health dataset 31 03 2026

visit_child: v1 visit_child

Information [Type= discrete] [Format=numeric] [Range= 1-3] [Missing=*]

Statistics [NW/ W] [Valid=155 /-] [Invalid=527 /-]

| Value | Label | Cases | Percentage |
|---------|---|-------|------------|
| 1 | No/Não | 63 | 40.6% |
| 2 | Frequently visits (weekly/monthly)/Visita frequentemente (semanalmente/mensalmente) | 75 | 48.4% |
| 3 | Infrequently visits (biannually or annually)/visita de forma irregular (2 vezes ao ano, anualmente) | 17 | 11.0% |
| Sysmiss | | 527 | |

Warning: these figures indicate the number of cases found in the data file. They cannot be interpreted as summary statistics of the population of interest.

nationality: v1 nationality

Information [Type= discrete] [Format=numeric] [Range= 2-2] [Missing=*]

Statistics [NW/ W] [Valid=190 /-] [Invalid=492 /-]

nationality_oth: v1 nationality_oth

Information [Type= discrete] [Format=character] [Missing=*]

Statistics [NW/ W] [Valid=209 /-] [Invalid=0 /-]

relationship_oth: v1 relationship_oth

Information [Type= discrete] [Format=character] [Missing=*]

Statistics [NW/ W] [Valid=212 /-] [Invalid=0 /-]

tert_lvl_train: v1 tert_lvl_train

Information [Type= discrete] [Format=numeric] [Range= 1-4] [Missing=*]

Statistics [NW/ W] [Valid=682 /-] [Invalid=0 /-]

| Value | Label | Cases | Percentage |
|-------|--|-------|------------|
| 1 | None/Nenhuma | 627 | 91.9% |
| 2 | Diploma/Diploma | 14 | 2.1% |
| 3 | Undergraduate degree/Diploma de Graduação | 28 | 4.1% |
| 4 | Postgraduate degree/Diploma de Pós-Graduação | 13 | 1.9% |

Warning: these figures indicate the number of cases found in the data file. They cannot be interpreted as summary statistics of the population of interest.

tracking_information_complete: v1 tracking_information_complete

Information [Type= discrete] [Format=numeric] [Range= 0-2] [Missing=*]

Statistics [NW/ W] [Valid=682 /-] [Invalid=0 /-]

| Value | Label | Cases | Percentage |
|-------|------------|-------|------------|
| 0 | Incomplete | 0 | |
| 1 | Unverified | 6 | 0.9% |
| 2 | Complete | 676 | 99.1% |

Warning: these figures indicate the number of cases found in the data file. They cannot be interpreted as summary statistics of the population of interest.

se_care_child: v1 u_se_care_child

Information [Type= discrete] [Format=numeric] [Range= 0-1] [Missing=*]

Statistics [NW/ W] [Valid=667 /-] [Invalid=15 /-]

| Value | Label | Cases | Percentage |
|-------|--------|-------|------------|
| 0 | No/Não | 381 | 57.1% |

File : CFC_Lancet Global Health dataset 31 03 2026

se_care_child: v1 u_se_care_child

| Value | Label | Cases | Percentage |
|---------|---------|-------|------------|
| 1 | Yes/Sim | 286 | 42.9% |
| Sysmiss | | 15 | |

Warning: these figures indicate the number of cases found in the data file. They cannot be interpreted as summary statistics of the population of interest.

se_care_child_age: v1 u_se_care_child_age

| | |
|---------------------------|--|
| Information | [Type= discrete] [Format=numeric] [Range= 1-6] [Missing=*] |
| Statistics [NW/ W] | [Valid=286 /-] [Invalid=396 /-] |

| Value | Label | Cases | Percentage |
|---------|------------------|-------|------------|
| 1 | < 18 years/anos | 41 | 14.3% |
| 2 | 18-25 years/anos | 21 | 7.3% |
| 3 | 26-40 years/anos | 81 | 28.3% |
| 5 | 41-60 years/anos | 93 | 32.5% |
| 6 | >60 years/anos | 50 | 17.5% |
| Sysmiss | | 396 | |

Warning: these figures indicate the number of cases found in the data file. They cannot be interpreted as summary statistics of the population of interest.

se_care_child_who: v1 u_se_care_child_who

| | |
|---------------------------|--|
| Information | [Type= discrete] [Format=numeric] [Range= 1-3] [Missing=*] |
| Statistics [NW/ W] | [Valid=288 /-] [Invalid=394 /-] |

| Value | Label | Cases | Percentage |
|---------|---------------------------------|-------|------------|
| 1 | Family member/ Familiar | 282 | 97.9% |
| 2 | Non-family member/NÃ£o familiar | 6 | 2.1% |
| 3 | Paid care/BabÃ¡i | 0 | |
| Sysmiss | | 394 | |

Warning: these figures indicate the number of cases found in the data file. They cannot be interpreted as summary statistics of the population of interest.

socio_economic_complete: v1 socio_economic_complete

| | |
|---------------------------|--|
| Information | [Type= discrete] [Format=numeric] [Range= 0-2] [Missing=*] |
| Statistics [NW/ W] | [Valid=682 /-] [Invalid=0 /-] |

| Value | Label | Cases | Percentage |
|-------|------------|-------|------------|
| 0 | Incomplete | 1 | 0.1% |
| 1 | Unverified | 6 | 0.9% |
| 2 | Complete | 675 | 99.0% |

Warning: these figures indicate the number of cases found in the data file. They cannot be interpreted as summary statistics of the population of interest.

se_class_finance: v1 u_se_class_finance

| | |
|---------------------------|---|
| Information | [Type= discrete] [Format=numeric] [Range= 1-8888] [Missing=*] |
| Statistics [NW/ W] | [Valid=682 /-] [Invalid=0 /-] |

| Value | Label | Cases | Percentage |
|-------|---|-------|------------|
| 1 | Very comfortable/Muito confortÃ¡vel | 9 | 1.3% |
| 2 | Comfortable/ConfortÃ¡vel | 140 | 20.5% |
| 3 | Just getting by/Capaz apenas de pagar as contas | 335 | 49.1% |
| 4 | Poor/Ruim | 142 | 20.8% |
| 5 | Extremely poor/Extremamente ruim | 49 | 7.2% |
| 7777 | Dont know/NÃ£o sei | 3 | 0.4% |

File : CFC_Lancet Global Health dataset 31 03 2026

se_class_finance: v1 u_se_class_finance

| Value | Label | Cases | Percentage |
|-------|--------------------------------|-------|------------|
| 8888 | Refused/Prefere nÃ£o responder | 4 | 0.6% |

Warning: these figures indicate the number of cases found in the data file. They cannot be interpreted as summary statistics of the population of interest.

se_main_provider: v1 u_se_main_provider

| | |
|---------------------------|---|
| Information | [Type= discrete] [Format=numeric] [Range= 1-8888] [Missing=*] |
| Statistics [NW/ W] | [Valid=682 /-] [Invalid=0 /-] |

| Value | Label | Cases | Percentage |
|-------|--|-------|------------|
| 1 | Myself (caregiver)/Eu (cuidador/a) | 171 | 25.1% |
| 2 | Other household member/Outro membro do nÃ£o familiar | 474 | 69.5% |
| 3 | Non-household member/Outra pessoa que nÃ£o vive na residÃªncia | 6 | 0.9% |
| 4 | | 28 | 4.1% |
| 8888 | Refused to answer/Prefere nÃ£o responder | 3 | 0.4% |

Warning: these figures indicate the number of cases found in the data file. They cannot be interpreted as summary statistics of the population of interest.

income_employ_regular: v1 u_se_cg_type_income__1

| | |
|---------------------------|--|
| Information | [Type= discrete] [Format=numeric] [Range= 0-1] [Missing=*] |
| Statistics [NW/ W] | [Valid=682 /-] [Invalid=0 /-] |

| Value | Label | Cases | Percentage |
|-------|-----------|-------|------------|
| 0 | Unchecked | 548 | 80.4% |
| 1 | Checked | 134 | 19.6% |

Warning: these figures indicate the number of cases found in the data file. They cannot be interpreted as summary statistics of the population of interest.

income_employ_irreg: v1 u_se_cg_type_income__2

| | |
|---------------------------|--|
| Information | [Type= discrete] [Format=numeric] [Range= 0-1] [Missing=*] |
| Statistics [NW/ W] | [Valid=682 /-] [Invalid=0 /-] |

| Value | Label | Cases | Percentage |
|-------|-----------|-------|------------|
| 0 | Unchecked | 504 | 73.9% |
| 1 | Checked | 178 | 26.1% |

Warning: these figures indicate the number of cases found in the data file. They cannot be interpreted as summary statistics of the population of interest.

income_employ_home: v1 u_se_cg_type_income__3

| | |
|---------------------------|--|
| Information | [Type= discrete] [Format=numeric] [Range= 0-1] [Missing=*] |
| Statistics [NW/ W] | [Valid=682 /-] [Invalid=0 /-] |

| Value | Label | Cases | Percentage |
|-------|-----------|-------|------------|
| 0 | Unchecked | 646 | 94.7% |
| 1 | Checked | 36 | 5.3% |

Warning: these figures indicate the number of cases found in the data file. They cannot be interpreted as summary statistics of the population of interest.

income_farm: v1 u_se_cg_type_income__4

| | |
|---------------------------|--|
| Information | [Type= discrete] [Format=numeric] [Range= 0-1] [Missing=*] |
| Statistics [NW/ W] | [Valid=682 /-] [Invalid=0 /-] |

| Value | Label | Cases | Percentage |
|-------|-----------|-------|------------|
| 0 | Unchecked | 306 | 44.9% |
| 1 | Checked | 376 | 55.1% |

Warning: these figures indicate the number of cases found in the data file. They cannot be interpreted as summary statistics of the population of interest.

File : CFC_Lancet Global Health dataset 31 03 2026

income_grant: v1 u_se_cg_type_income__5

Information [Type= discrete] [Format=numeric] [Range= 0-1] [Missing=*]

Statistics [NW/ W] [Valid=682 /-] [Invalid=0 /-]

| Value | Label | Cases | Percentage |
|-------|-----------|-------|------------|
| 0 | Unchecked | 625 | 91.6% |
| 1 | Checked | 57 | 8.4% |

Warning: these figures indicate the number of cases found in the data file. They cannot be interpreted as summary statistics of the population of interest.

income_other: v1 u_se_cg_type_income__6

Information [Type= discrete] [Format=numeric] [Range= 0-1] [Missing=*]

Statistics [NW/ W] [Valid=682 /-] [Invalid=0 /-]

| Value | Label | Cases | Percentage |
|-------|-----------|-------|------------|
| 0 | Unchecked | 619 | 90.8% |
| 1 | Checked | 63 | 9.2% |

Warning: these figures indicate the number of cases found in the data file. They cannot be interpreted as summary statistics of the population of interest.

income_sources

Information [Type= discrete] [Format=numeric] [Range= 0-3] [Missing=*]

Statistics [NW/ W] [Valid=682 /-] [Invalid=0 /-]

se_is_households: v1 u_se_is_households

Information [Type= discrete] [Format=numeric] [Range= 0-1] [Missing=*]

Statistics [NW/ W] [Valid=682 /-] [Invalid=0 /-]

| Value | Label | Cases | Percentage |
|-------|---------|-------|------------|
| 0 | No/NÃ£o | 398 | 58.4% |
| 1 | Yes/Sim | 284 | 41.6% |

Warning: these figures indicate the number of cases found in the data file. They cannot be interpreted as summary statistics of the population of interest.

se_no_food_chld_2wks: v1 u_se_no_food_chld_2wks

Information [Type= discrete] [Format=numeric] [Range= 0-7777] [Missing=*]

Statistics [NW/ W] [Valid=665 /-] [Invalid=17 /-]

| Value | Label | Cases | Percentage |
|---------|---------------------|-------|------------|
| 0 | No/NÃ£o | 519 | 78.0% |
| 1 | Yes/Sim | 146 | 22.0% |
| 7777 | Dont know/NÃ£o sabe | 0 | |
| Sysmiss | | 17 | |

Warning: these figures indicate the number of cases found in the data file. They cannot be interpreted as summary statistics of the population of interest.

se_no_food_chld_every: v1 u_se_no_food_chld_every

Information [Type= discrete] [Format=numeric] [Range= 0-7777] [Missing=*]

Statistics [NW/ W] [Valid=153 /-] [Invalid=529 /-]

| Value | Label | Cases | Percentage |
|---------|---------------------|-------|------------|
| 0 | No/NÃ£o | 76 | 49.7% |
| 1 | Yes/Sim | 76 | 49.7% |
| 7777 | Dont know/NÃ£o sabe | 1 | 0.7% |
| Sysmiss | | 529 | |

Warning: these figures indicate the number of cases found in the data file. They cannot be interpreted as summary statistics of the population of interest.

File : CFC_Lancet Global Health dataset 31 03 2026

se_no_food_self_2wks: v1 u_se_no_food_self_2wks

Information [Type= discrete] [Format=numeric] [Range= 0-7777] [Missing=*]

Statistics [NW/ W] [Valid=682 /-] [Invalid=0 /-]

| Value | Label | Cases | Percentage |
|-------|---------------------|-------|------------|
| 0 | No/NÃ£o | 453 | 66.4% |
| 1 | Yes/Sim | 229 | 33.6% |
| 7777 | Dont know/NÃ£o sabe | 0 | |

Warning: these figures indicate the number of cases found in the data file. They cannot be interpreted as summary statistics of the population of interest.

se_no_food_self_every: v1 u_se_no_food_self_every

Information [Type= discrete] [Format=numeric] [Range= 0-7777] [Missing=*]

Statistics [NW/ W] [Valid=235 /-] [Invalid=447 /-]

| Value | Label | Cases | Percentage |
|---------|---------------------|-------|------------|
| 0 | No/NÃ£o | 101 | 43.0% |
| 1 | Yes/Sim | 134 | 57.0% |
| 7777 | Dont know/NÃ£o sabe | 0 | |
| Sysmiss | | 447 | |

Warning: these figures indicate the number of cases found in the data file. They cannot be interpreted as summary statistics of the population of interest.

se_num_adults: v1 u_se_num_adults

Information [Type= continuous] [Format=numeric] [Range= 0-31] [Missing=*]

Statistics [NW/ W] [Valid=682 /-] [Invalid=0 /-] [Mean=2.988 /-] [StdDev=2.582 /-]

se_num_children: v1 u_se_num_children

Information [Type= continuous] [Format=numeric] [Range= 0-21] [Missing=*]

Statistics [NW/ W] [Valid=679 /-] [Invalid=3 /-] [Mean=2.838 /-] [StdDev=2.137 /-]

se_num_households: v1 u_se_num_households

Information [Type= continuous] [Format=numeric] [Range= 1-100] [Missing=*]

Statistics [NW/ W] [Valid=287 /-] [Invalid=395 /-] [Mean=4.589 /-] [StdDev=9.76 /-]

se_bed: asset

Information [Type= discrete] [Format=numeric] [Range= 0-7777] [Missing=*]

Statistics [NW/ W] [Valid=681 /-] [Invalid=1 /-]

| Value | Label | Cases | Percentage |
|---------|---------------------|-------|------------|
| 0 | No/NÃ£o | 239 | 35.1% |
| 1 | Yes/Sim | 442 | 64.9% |
| 7777 | Dont know/NÃ£o sabe | 0 | |
| Sysmiss | | 1 | |

Warning: these figures indicate the number of cases found in the data file. They cannot be interpreted as summary statistics of the population of interest.

se_bicycle: asset

Information [Type= discrete] [Format=numeric] [Range= 0-7777] [Missing=*]

Statistics [NW/ W] [Valid=681 /-] [Invalid=1 /-]

| Value | Label | Cases | Percentage |
|-------|---------|-------|------------|
| 0 | No/NÃ£o | 530 | 77.8% |
| 1 | Yes/Sim | 150 | 22.0% |

File : CFC_Lancet Global Health dataset 31 03 2026

se_bicycle: asset

| Value | Label | Cases | Percentage |
|---------|---------------------|-------|------------|
| 7777 | Dont know/NÃ£o sabe | 1 | 0.1% |
| Sysmiss | | 1 | |

Warning: these figures indicate the number of cases found in the data file. They cannot be interpreted as summary statistics of the population of interest.

se_block_maker: asset

| | |
|---------------------------|---|
| Information | [Type= discrete] [Format=numeric] [Range= 0-7777] [Missing=*] |
| Statistics [NW/ W] | [Valid=491 /-] [Invalid=191 /-] |

| Value | Label | Cases | Percentage |
|---------|-------------------|-------|------------|
| 0 | No/Hoya | 453 | 92.3% |
| 1 | Yes/Yego | 36 | 7.3% |
| 7777 | Dont know/Simbizi | 2 | 0.4% |
| Sysmiss | | 191 | |

Warning: these figures indicate the number of cases found in the data file. They cannot be interpreted as summary statistics of the population of interest.

se_car_battery: asset

| | |
|---------------------------|---|
| Information | [Type= discrete] [Format=numeric] [Range= 0-7777] [Missing=*] |
| Statistics [NW/ W] | [Valid=681 /-] [Invalid=1 /-] |

| Value | Label | Cases | Percentage |
|---------|---------------------|-------|------------|
| 0 | No/NÃ£o | 629 | 92.4% |
| 1 | Yes/Sim | 51 | 7.5% |
| 7777 | Dont know/NÃ£o sabe | 1 | 0.1% |
| Sysmiss | | 1 | |

Warning: these figures indicate the number of cases found in the data file. They cannot be interpreted as summary statistics of the population of interest.

| # se_cattle: asset | | | |
|--|---|--------------|-------------------|
| Information | [Type= discrete] [Format=numeric] [Range= 0-7777] [Missing=*] | | |
| Statistics [NW/ W] | [Valid=681 /-] [Invalid=1 /-] | | |
| Value | Label | Cases | Percentage |
| 0 | No/NÃ£o | 512 | 75.2% |
| 1 | Yes/Sim | 165 | 24.2% |
| 7777 | Dont know/NÃ£o sabe | 4 | 0.6% |
| Sysmiss | | 1 | |
| <i>Warning: these figures indicate the number of cases found in the data file. They cannot be interpreted as summary statistics of the population of interest.</i> | | | |
| # se_cell_phone: asset | | | |
| Information | [Type= discrete] [Format=numeric] [Range= 0-7777] [Missing=*] | | |
| Statistics [NW/ W] | [Valid=681 /-] [Invalid=1 /-] | | |
| Value | Label | Cases | Percentage |
| 0 | No/NÃ£o | 128 | 18.8% |
| 1 | Yes/Sim | 553 | 81.2% |
| 7777 | Dont know/NÃ£o sabe | 0 | |
| Sysmiss | | 1 | |
| <i>Warning: these figures indicate the number of cases found in the data file. They cannot be interpreted as summary statistics of the population of interest.</i> | | | |
| # se_computer: asset | | | |
| Information | [Type= discrete] [Format=numeric] [Range= 0-7777] [Missing=*] | | |
| Statistics [NW/ W] | [Valid=681 /-] [Invalid=1 /-] | | |
| Value | Label | Cases | Percentage |
| 0 | No/NÃ£o | 624 | 91.6% |
| 1 | Yes/Sim | 56 | 8.2% |
| 7777 | Dont know/NÃ£o sabe | 1 | 0.1% |
| Sysmiss | | 1 | |
| <i>Warning: these figures indicate the number of cases found in the data file. They cannot be interpreted as summary statistics of the population of interest.</i> | | | |
| # se_elec_stove: asset | | | |
| Information | [Type= discrete] [Format=numeric] [Range= 0-7777] [Missing=*] | | |
| Statistics [NW/ W] | [Valid=681 /-] [Invalid=1 /-] | | |
| Value | Label | Cases | Percentage |
| 0 | No/NÃ£o | 479 | 70.3% |
| 1 | Yes/Sim | 200 | 29.4% |
| 7777 | Dont know/NÃ£o sabe | 2 | 0.3% |
| Sysmiss | | 1 | |
| <i>Warning: these figures indicate the number of cases found in the data file. They cannot be interpreted as summary statistics of the population of interest.</i> | | | |
| # se_fridge: asset | | | |
| Information | [Type= discrete] [Format=numeric] [Range= 0-7777] [Missing=*] | | |
| Statistics [NW/ W] | [Valid=681 /-] [Invalid=1 /-] | | |
| Value | Label | Cases | Percentage |
| 0 | No/NÃ£o | 401 | 58.9% |
| 1 | Yes/Sim | 280 | 41.1% |
| 7777 | Dont know/NÃ£o sabe | 0 | |
| Sysmiss | | 1 | |

| # se_fridge: asset | | | |
|--|---------------------|---|-------------------|
| <i>Warning: these figures indicate the number of cases found in the data file. They cannot be interpreted as summary statistics of the population of interest.</i> | | | |
| # se_gas_cooker: asset | | | |
| Information | | [Type= discrete] [Format=numeric] [Range= 0-7777] [Missing=*] | |
| Statistics [NW/ W] | | [Valid=491 /-] [Invalid=191 /-] | |
| Value | Label | Cases | Percentage |
| 0 | No/Hoya | 401 | 81.7% |
| 1 | Yes/Yego | 89 | 18.1% |
| 7777 | Dont know/Simbizi | 1 | 0.2% |
| Sysmiss | | 191 | |
| <i>Warning: these figures indicate the number of cases found in the data file. They cannot be interpreted as summary statistics of the population of interest.</i> | | | |
| # se_gas_stove: asset | | | |
| Information | | [Type= discrete] [Format=numeric] [Range= 0-7777] [Missing=*] | |
| Statistics [NW/ W] | | [Valid=491 /-] [Invalid=191 /-] | |
| Value | Label | Cases | Percentage |
| 0 | No/Hoya | 436 | 88.8% |
| 1 | Yes/Yego | 55 | 11.2% |
| 7777 | Dont know/Simbizi | 0 | |
| Sysmiss | | 191 | |
| <i>Warning: these figures indicate the number of cases found in the data file. They cannot be interpreted as summary statistics of the population of interest.</i> | | | |
| # se_hoe: asset | | | |
| Information | | [Type= discrete] [Format=numeric] [Range= 0-7777] [Missing=*] | |
| Statistics [NW/ W] | | [Valid=681 /-] [Invalid=1 /-] | |
| Value | Label | Cases | Percentage |
| 0 | No/Nã£o | 195 | 28.6% |
| 1 | Yes/Sim | 485 | 71.2% |
| 7777 | Dont know/Nã£o sabe | 1 | 0.1% |
| Sysmiss | | 1 | |
| <i>Warning: these figures indicate the number of cases found in the data file. They cannot be interpreted as summary statistics of the population of interest.</i> | | | |
| # se_home_telephone: asset | | | |
| Information | | [Type= discrete] [Format=numeric] [Range= 0-7777] [Missing=*] | |
| Statistics [NW/ W] | | [Valid=680 /-] [Invalid=2 /-] | |
| Value | Label | Cases | Percentage |
| 0 | No/Nã£o | 624 | 91.8% |
| 1 | Yes/Sim | 52 | 7.6% |
| 7777 | Dont know/Nã£o sabe | 4 | 0.6% |
| Sysmiss | | 2 | |
| <i>Warning: these figures indicate the number of cases found in the data file. They cannot be interpreted as summary statistics of the population of interest.</i> | | | |
| # se_hot_plate: asset | | | |
| Information | | [Type= discrete] [Format=numeric] [Range= 0-7777] [Missing=*] | |
| Statistics [NW/ W] | | [Valid=491 /-] [Invalid=191 /-] | |
| Value | Label | Cases | Percentage |
| 0 | No/Hoya | 460 | 93.7% |
| 1 | Yes/Yego | 29 | 5.9% |

| # se_hot_plate: asset | | | |
|--|---|--------------|-------------------|
| Value | Label | Cases | Percentage |
| 7777 | Dont know/Simbizi | 2 | 0.4% |
| Sysmiss | | 191 | |
| <i>Warning: these figures indicate the number of cases found in the data file. They cannot be interpreted as summary statistics of the population of interest.</i> | | | |
| # se_kettle: asset | | | |
| Information | [Type= discrete] [Format=numeric] [Range= 0-7777] [Missing=*] | | |
| Statistics [NW/ W] | [Valid=491 /-] [Invalid=191 /-] | | |
| Value | Label | Cases | Percentage |
| 0 | No/Hoya | 386 | 78.6% |
| 1 | Yes/Yego | 103 | 21.0% |
| 7777 | Dont know/Simbizi | 2 | 0.4% |
| Sysmiss | | 191 | |
| <i>Warning: these figures indicate the number of cases found in the data file. They cannot be interpreted as summary statistics of the population of interest.</i> | | | |
| # se_livestock: asset | | | |
| Information | [Type= discrete] [Format=numeric] [Range= 0-7777] [Missing=*] | | |
| Statistics [NW/ W] | [Valid=681 /-] [Invalid=1 /-] | | |
| Value | Label | Cases | Percentage |
| 0 | No/NÃ£o | 428 | 62.8% |
| 1 | Yes/Sim | 253 | 37.2% |
| 7777 | Dont know/NÃ£o sabe | 0 | |
| Sysmiss | | 1 | |
| <i>Warning: these figures indicate the number of cases found in the data file. They cannot be interpreted as summary statistics of the population of interest.</i> | | | |
| # se_lorry: asset | | | |
| Information | [Type= discrete] [Format=numeric] [Range= 0-7777] [Missing=*] | | |
| Statistics [NW/ W] | [Valid=681 /-] [Invalid=1 /-] | | |
| Value | Label | Cases | Percentage |
| 0 | No/NÃ£o | 657 | 96.5% |
| 1 | Yes/Sim | 22 | 3.2% |
| 7777 | Dont know/NÃ£o sabe | 2 | 0.3% |
| Sysmiss | | 1 | |
| <i>Warning: these figures indicate the number of cases found in the data file. They cannot be interpreted as summary statistics of the population of interest.</i> | | | |
| # se_microwave: asset | | | |
| Information | [Type= discrete] [Format=numeric] [Range= 0-7777] [Missing=*] | | |
| Statistics [NW/ W] | [Valid=681 /-] [Invalid=1 /-] | | |
| Value | Label | Cases | Percentage |
| 0 | No/NÃ£o | 634 | 93.1% |
| 1 | Yes/Sim | 45 | 6.6% |
| 7777 | Dont know/NÃ£o sabe | 2 | 0.3% |
| Sysmiss | | 1 | |
| <i>Warning: these figures indicate the number of cases found in the data file. They cannot be interpreted as summary statistics of the population of interest.</i> | | | |
| # se_radio: asset | | | |
| Information | [Type= discrete] [Format=numeric] [Range= 0-7777] [Missing=*] | | |
| Statistics [NW/ W] | [Valid=681 /-] [Invalid=1 /-] | | |

| # se_radio: asset | | | |
|--|---|-------|------------|
| Value | Label | Cases | Percentage |
| 0 | No/NÃ£o | 514 | 75.5% |
| 1 | Yes/Sim | 167 | 24.5% |
| 7777 | Dont know/NÃ£o sabe | 0 | |
| Sysmiss | | 1 | |
| <i>Warning: these figures indicate the number of cases found in the data file. They cannot be interpreted as summary statistics of the population of interest.</i> | | | |
| # se_satellite_tv: asset | | | |
| Information | [Type= discrete] [Format=numeric] [Range= 0-7777] [Missing=*] | | |
| Statistics [NW/ W] | [Valid=681 /-] [Invalid=1 /-] | | |
| Value | Label | Cases | Percentage |
| 0 | No/NÃ£o | 527 | 77.4% |
| 1 | Yes/Sim | 152 | 22.3% |
| 7777 | Dont know/NÃ£o sabe | 2 | 0.3% |
| Sysmiss | | 1 | |
| <i>Warning: these figures indicate the number of cases found in the data file. They cannot be interpreted as summary statistics of the population of interest.</i> | | | |
| # se_sewing_machine: asset | | | |
| Information | [Type= discrete] [Format=numeric] [Range= 0-7777] [Missing=*] | | |
| Statistics [NW/ W] | [Valid=681 /-] [Invalid=1 /-] | | |
| Value | Label | Cases | Percentage |
| 0 | No/NÃ£o | 651 | 95.6% |
| 1 | Yes/Sim | 28 | 4.1% |
| 7777 | Dont know/NÃ£o sabe | 2 | 0.3% |
| Sysmiss | | 1 | |
| <i>Warning: these figures indicate the number of cases found in the data file. They cannot be interpreted as summary statistics of the population of interest.</i> | | | |
| # se_sofa: asset | | | |
| Information | [Type= discrete] [Format=numeric] [Range= 0-7777] [Missing=*] | | |
| Statistics [NW/ W] | [Valid=681 /-] [Invalid=1 /-] | | |
| Value | Label | Cases | Percentage |
| 0 | No/NÃ£o | 517 | 75.9% |
| 1 | Yes/Sim | 161 | 23.6% |
| 7777 | Dont know/NÃ£o sabe | 3 | 0.4% |
| Sysmiss | | 1 | |
| <i>Warning: these figures indicate the number of cases found in the data file. They cannot be interpreted as summary statistics of the population of interest.</i> | | | |
| # se_tablechairs: asset | | | |
| Information | [Type= discrete] [Format=numeric] [Range= 0-7777] [Missing=*] | | |
| Statistics [NW/ W] | [Valid=681 /-] [Invalid=1 /-] | | |
| Value | Label | Cases | Percentage |
| 0 | No/NÃ£o | 306 | 44.9% |
| 1 | Yes/Sim | 375 | 55.1% |
| 7777 | Dont know/NÃ£o sabe | 0 | |
| Sysmiss | | 1 | |
| <i>Warning: these figures indicate the number of cases found in the data file. They cannot be interpreted as summary statistics of the population of interest.</i> | | | |

| # se_television: asset | | | |
|--|---------------------|---|-------------------|
| Information | | [Type= discrete] [Format=numeric] [Range= 0-7777] [Missing=*] | |
| Statistics [NW/ W] | | [Valid=681 /-] [Invalid=1 /-] | |
| Value | Label | Cases | Percentage |
| 0 | No/NÃ£o | 389 | 57.1% |
| 1 | Yes/Sim | 292 | 42.9% |
| 7777 | Dont know/NÃ£o sabe | 0 | |
| Sysmiss | | 1 | |
| <i>Warning: these figures indicate the number of cases found in the data file. They cannot be interpreted as summary statistics of the population of interest.</i> | | | |
| # se_vehicle: asset | | | |
| Information | | [Type= discrete] [Format=numeric] [Range= 0-7777] [Missing=*] | |
| Statistics [NW/ W] | | [Valid=681 /-] [Invalid=1 /-] | |
| Value | Label | Cases | Percentage |
| 0 | No/NÃ£o | 529 | 77.7% |
| 1 | Yes/Sim | 151 | 22.2% |
| 7777 | Dont know/NÃ£o sabe | 1 | 0.1% |
| Sysmiss | | 1 | |
| <i>Warning: these figures indicate the number of cases found in the data file. They cannot be interpreted as summary statistics of the population of interest.</i> | | | |
| # se_video_recorder: asset | | | |
| Information | | [Type= discrete] [Format=numeric] [Range= 0-7777] [Missing=*] | |
| Statistics [NW/ W] | | [Valid=680 /-] [Invalid=2 /-] | |
| Value | Label | Cases | Percentage |
| 0 | No/NÃ£o | 627 | 92.2% |
| 1 | Yes/Sim | 52 | 7.6% |
| 7777 | Dont know/NÃ£o sabe | 1 | 0.1% |
| Sysmiss | | 2 | |
| <i>Warning: these figures indicate the number of cases found in the data file. They cannot be interpreted as summary statistics of the population of interest.</i> | | | |
| # se_washing_machine: asset | | | |
| Information | | [Type= discrete] [Format=numeric] [Range= 0-7777] [Missing=*] | |
| Statistics [NW/ W] | | [Valid=681 /-] [Invalid=1 /-] | |
| Value | Label | Cases | Percentage |
| 0 | No/NÃ£o | 590 | 86.6% |
| 1 | Yes/Sim | 90 | 13.2% |
| 7777 | Dont know/NÃ£o sabe | 1 | 0.1% |
| Sysmiss | | 1 | |
| <i>Warning: these figures indicate the number of cases found in the data file. They cannot be interpreted as summary statistics of the population of interest.</i> | | | |
| # se_wheelbarrow: asset | | | |
| Information | | [Type= discrete] [Format=numeric] [Range= 0-7777] [Missing=*] | |
| Statistics [NW/ W] | | [Valid=681 /-] [Invalid=1 /-] | |
| Value | Label | Cases | Percentage |
| 0 | No/NÃ£o | 624 | 91.6% |
| 1 | Yes/Sim | 54 | 7.9% |
| 7777 | Dont know/NÃ£o sabe | 3 | 0.4% |
| Sysmiss | | 1 | |

se_wheelbarrow: asset

Warning: these figures indicate the number of cases found in the data file. They cannot be interpreted as summary statistics of the population of interest.

gfhealth_int_time: Past 4 wks time phys/emot health interfered social activities

Information [Type= discrete] [Format=numeric] [Range= 1-5] [Missing=*]

Statistics [NW/ W] [Valid=682 /-] [Invalid=0 /-]

| Value | Label | Cases | Percentage |
|-------|---|-------|------------|
| 1 | All of the time/O tempo tod | 33 | 4.8% |
| 2 | Most of the time/A maior parte do tempo | 78 | 11.4% |
| 3 | Some of the time/Algumas vezes | 148 | 21.7% |
| 4 | A little of the time/Poucas vezes | 143 | 21.0% |
| 5 | None of the time/Nunca | 280 | 41.1% |

Warning: these figures indicate the number of cases found in the data file. They cannot be interpreted as summary statistics of the population of interest.

gfcut_work_actv2: Past 4 wks cut time on work other activities

Information [Type= discrete] [Format=numeric] [Range= 0-1] [Missing=*]

Statistics [NW/ W] [Valid=457 /-] [Invalid=225 /-]

| Value | Label | Cases | Percentage |
|---------|----------|-------|------------|
| 0 | No/Hoya | 192 | 42.0% |
| 1 | Yes/Yego | 265 | 58.0% |
| Sysmiss | | 225 | |

Warning: these figures indicate the number of cases found in the data file. They cannot be interpreted as summary statistics of the population of interest.

gfaccomp_lessv2: Past 4 wks accomplished less than you would like

Information [Type= discrete] [Format=numeric] [Range= 0-1] [Missing=*]

Statistics [NW/ W] [Valid=492 /-] [Invalid=190 /-]

| Value | Label | Cases | Percentage |
|---------|----------|-------|------------|
| 0 | No/Hoya | 213 | 43.3% |
| 1 | Yes/Yego | 279 | 56.7% |
| Sysmiss | | 190 | |

Warning: these figures indicate the number of cases found in the data file. They cannot be interpreted as summary statistics of the population of interest.

gfcareful_actv2: Past 4 wks didn't do work or other activities as carefully as usual

Information [Type= discrete] [Format=numeric] [Range= 0-1] [Missing=*]

Statistics [NW/ W] [Valid=457 /-] [Invalid=225 /-]

| Value | Label | Cases | Percentage |
|---------|----------|-------|------------|
| 0 | No/Hoya | 191 | 41.8% |
| 1 | Yes/Yego | 266 | 58.2% |
| Sysmiss | | 225 | |

Warning: these figures indicate the number of cases found in the data file. They cannot be interpreted as summary statistics of the population of interest.

gfhealth_int_extv2: Past 4 wks phys/emot health interfered social activities

Information [Type= discrete] [Format=numeric] [Range= 1-5] [Missing=*]

Statistics [NW/ W] [Valid=492 /-] [Invalid=190 /-]

| Value | Label | Cases | Percentage |
|-------|--|-------|------------|
| 1 | Not at all/Nta narimwe | 185 | 37.6% |
| 2 | Slightly/Buhoro | 119 | 24.2% |
| 3 | Moderately/Mu buryo bushyize mu gaciro | 97 | 19.7% |
| 4 | Quite a bit/Byoroheje | 57 | 11.6% |

| # gfhealth_int_extv2: Past 4 wks phys/emot health interfered social activities | | | |
|--|--|--------------|-------------------|
| Value | Label | Cases | Percentage |
| 5 | Extremely/Birakabije | 34 | 6.9% |
| Sysmiss | | 190 | |
| <i>Warning: these figures indicate the number of cases found in the data file. They cannot be interpreted as summary statistics of the population of interest.</i> | | | |
| # gfhealthv2: In general, would you say your health is | | | |
| Information | [Type= discrete] [Format=numeric] [Range= 1-5] [Missing=*] | | |
| Statistics [NW/ W] | [Valid=492 /-] [Invalid=190 /-] | | |
| Value | Label | Cases | Percentage |
| 1 | Excellent/Neza buhebuje | 44 | 8.9% |
| 2 | Very good/Neza cyane | 114 | 23.2% |
| 3 | Good/Neza | 175 | 35.6% |
| 4 | Fair/Nabi | 126 | 25.6% |
| 5 | Poor/Nabi cyane | 33 | 6.7% |
| Sysmiss | | 190 | |
| <i>Warning: these figures indicate the number of cases found in the data file. They cannot be interpreted as summary statistics of the population of interest.</i> | | | |
| # gfeasier_sickv2: I seem to get sick a little easier than other people | | | |
| Information | [Type= discrete] [Format=numeric] [Range= 1-5] [Missing=*] | | |
| Statistics [NW/ W] | [Valid=492 /-] [Invalid=190 /-] | | |
| Value | Label | Cases | Percentage |
| 1 | Definitely true/Rwose ni ukuri | 32 | 6.5% |
| 2 | Mostly true/Ahanini ni ukuri | 123 | 25.0% |
| 3 | Dont know/Simbizi | 31 | 6.3% |
| 4 | Mostly false/Ahanini ni ibinyoma | 186 | 37.8% |
| 5 | Definitely false/Rwose ni ibinyoma | 120 | 24.4% |
| Sysmiss | | 190 | |
| <i>Warning: these figures indicate the number of cases found in the data file. They cannot be interpreted as summary statistics of the population of interest.</i> | | | |
| # gfhealth_anyv2: I am as healthy as anybody I know | | | |
| Information | [Type= discrete] [Format=numeric] [Range= 1-5] [Missing=*] | | |
| Statistics [NW/ W] | [Valid=492 /-] [Invalid=190 /-] | | |
| Value | Label | Cases | Percentage |
| 1 | Definitely true/Rwose ni ukuri | 79 | 16.1% |
| 2 | Mostly true/Ahanini ni ukuri | 225 | 45.7% |
| 3 | Dont know/Simbizi | 39 | 7.9% |
| 4 | Mostly false/Ahanini ni ibinyoma | 123 | 25.0% |
| 5 | Definitely false/Rwose ni ibinyoma | 26 | 5.3% |
| Sysmiss | | 190 | |
| <i>Warning: these figures indicate the number of cases found in the data file. They cannot be interpreted as summary statistics of the population of interest.</i> | | | |
| # gfhlt_h_worsev2: I expect my health to get worse | | | |
| Information | [Type= discrete] [Format=numeric] [Range= 1-5] [Missing=*] | | |
| Statistics [NW/ W] | [Valid=492 /-] [Invalid=190 /-] | | |
| Value | Label | Cases | Percentage |
| 1 | Definitely true/Rwose ni ukuri | 18 | 3.7% |
| 2 | Mostly true/Ahanini ni ukuri | 97 | 19.7% |

| # gflhth_worsev2: I expect my health to get worse | | | |
|--|------------------------------------|--|------------|
| Value | Label | Cases | Percentage |
| 3 | Dont know/Simbizi | 101 | 20.5% |
| 4 | Mostly false/Ahanini ni ibinyoma | 169 | 34.3% |
| 5 | Definitely false/Rwose ni ibinyoma | 107 | 21.7% |
| Sysmiss | | 190 | |
| <i>Warning: these figures indicate the number of cases found in the data file. They cannot be interpreted as summary statistics of the population of interest.</i> | | | |
| # gflhth_excellentv2: My health is excellent | | | |
| Information | | [Type= discrete] [Format=numeric] [Range= 1-5] [Missing=*] | |
| Statistics [NW/ W] | | [Valid=492 /-] [Invalid=190 /-] | |
| Value | Label | Cases | Percentage |
| 1 | Definitely true/Rwose ni ukuri | 76 | 15.4% |
| 2 | Mostly true/Ahanini ni ukuri | 217 | 44.1% |
| 3 | Dont know/Simbizi | 33 | 6.7% |
| 4 | Mostly false/Ahanini ni ibinyoma | 125 | 25.4% |
| 5 | Definitely false/Rwose ni ibinyoma | 41 | 8.3% |
| Sysmiss | | 190 | |
| <i>Warning: these figures indicate the number of cases found in the data file. They cannot be interpreted as summary statistics of the population of interest.</i> | | | |
| # gf_happyv2: v2 gf_happy | | | |
| Information | | [Type= discrete] [Format=numeric] [Range= 1-3] [Missing=*] | |
| Statistics [NW/ W] | | [Valid=48 /-] [Invalid=634 /-] | |
| Value | Label | Cases | Percentage |
| 1 | Dont know / Simbizi | 3 | 6.2% |
| 2 | Refuse / Yanze gusubiza | 1 | 2.1% |
| 3 | Not applicable / Ntibijanye | 44 | 91.7% |
| Sysmiss | | 634 | |
| <i>Warning: these figures indicate the number of cases found in the data file. They cannot be interpreted as summary statistics of the population of interest.</i> | | | |
| # sp1_friends: Do you have difficulty making and keeping friends? | | | |
| Information | | [Type= discrete] [Format=numeric] [Range= 0-1] [Missing=*] | |
| Statistics [NW/ W] | | [Valid=681 /-] [Invalid=1 /-] | |
| Value | Label | Cases | Percentage |
| 0 | No/ NÃ£o | 498 | 73.1% |
| 1 | Yes/Sim | 183 | 26.9% |
| Sysmiss | | 1 | |
| <i>Warning: these figures indicate the number of cases found in the data file. They cannot be interpreted as summary statistics of the population of interest.</i> | | | |
| # sp2_loner: Would you normally describe yourself as a loner? | | | |
| Information | | [Type= discrete] [Format=numeric] [Range= 0-1] [Missing=*] | |
| Statistics [NW/ W] | | [Valid=682 /-] [Invalid=0 /-] | |
| Value | Label | Cases | Percentage |
| 0 | No/ NÃ£o | 529 | 77.6% |
| 1 | Yes/Sim | 153 | 22.4% |
| <i>Warning: these figures indicate the number of cases found in the data file. They cannot be interpreted as summary statistics of the population of interest.</i> | | | |
| # sp3_trust: In general, do you trust other people? | | | |
| Information | | [Type= discrete] [Format=numeric] [Range= 0-1] [Missing=*] | |

| # sp3_trust: In general, do you trust other people? | | | |
|--|--------------|--|-------------------|
| Statistics [NW/ W] | | [Valid=682 /-] [Invalid=0 /-] | |
| Value | Label | Cases | Percentage |
| 0 | No/ NÃ£o | 380 | 55.7% |
| 1 | Yes/Sim | 302 | 44.3% |
| <i>Warning: these figures indicate the number of cases found in the data file. They cannot be interpreted as summary statistics of the population of interest.</i> | | | |
| # sp4_temper: Do you normally lose your temper easily? | | | |
| Information | | [Type= discrete] [Format=numeric] [Range= 0-1] [Missing=*] | |
| Statistics [NW/ W] | | [Valid=682 /-] [Invalid=0 /-] | |
| Value | Label | Cases | Percentage |
| 0 | No/ NÃ£o | 398 | 58.4% |
| 1 | Yes/Sim | 284 | 41.6% |
| <i>Warning: these figures indicate the number of cases found in the data file. They cannot be interpreted as summary statistics of the population of interest.</i> | | | |
| # sp5_impulsive: Are you normally an impulsive sort of person? | | | |
| Information | | [Type= discrete] [Format=numeric] [Range= 0-1] [Missing=*] | |
| Statistics [NW/ W] | | [Valid=682 /-] [Invalid=0 /-] | |
| Value | Label | Cases | Percentage |
| 0 | No/ NÃ£o | 538 | 78.9% |
| 1 | Yes/Sim | 144 | 21.1% |
| <i>Warning: these figures indicate the number of cases found in the data file. They cannot be interpreted as summary statistics of the population of interest.</i> | | | |
| # sp6_worrier: Are you normally a worrier? | | | |
| Information | | [Type= discrete] [Format=numeric] [Range= 0-1] [Missing=*] | |
| Statistics [NW/ W] | | [Valid=682 /-] [Invalid=0 /-] | |
| Value | Label | Cases | Percentage |
| 0 | No/ NÃ£o | 201 | 29.5% |
| 1 | Yes/Sim | 481 | 70.5% |
| <i>Warning: these figures indicate the number of cases found in the data file. They cannot be interpreted as summary statistics of the population of interest.</i> | | | |
| # sp7_depend: In general, do you depend on others a lot? | | | |
| Information | | [Type= discrete] [Format=numeric] [Range= 0-1] [Missing=*] | |
| Statistics [NW/ W] | | [Valid=682 /-] [Invalid=0 /-] | |
| Value | Label | Cases | Percentage |
| 0 | No/ NÃ£o | 446 | 65.4% |
| 1 | Yes/Sim | 236 | 34.6% |
| <i>Warning: these figures indicate the number of cases found in the data file. They cannot be interpreted as summary statistics of the population of interest.</i> | | | |
| # sp8_perfectionist: In general, are you a perfectionist? | | | |
| Information | | [Type= discrete] [Format=numeric] [Range= 0-1] [Missing=*] | |
| Statistics [NW/ W] | | [Valid=682 /-] [Invalid=0 /-] | |
| Value | Label | Cases | Percentage |
| 0 | No/ NÃ£o | 379 | 55.6% |
| 1 | Yes/Sim | 303 | 44.4% |
| <i>Warning: these figures indicate the number of cases found in the data file. They cannot be interpreted as summary statistics of the population of interest.</i> | | | |
| # fad01v2: Planning family activities is difficult because we misunderstand each other. | | | |
| Information | | [Type= discrete] [Format=numeric] [Range= 1-4] [Missing=*] | |

fad01v2: Planning family activities is difficult because we misunderstand each other.

Statistics [NW/ W] [Valid=677 /-] [Invalid=5 /-]

| Value | Label | Cases | Percentage |
|---------|--------------------------------------|-------|------------|
| 1 | Strongly agree/Ndabyemera cyane | 87 | 12.9% |
| 2 | Agree/Ndabyemera | 287 | 42.4% |
| 3 | Disagree/Simbyemera | 261 | 38.6% |
| 4 | Strongly disagree/Simbyemera na gato | 42 | 6.2% |
| Sysmiss | | 5 | |

Warning: these figures indicate the number of cases found in the data file. They cannot be interpreted as summary statistics of the population of interest.

fad02v2: We resolve most everyday problems around the house

Information [Type= discrete] [Format=numeric] [Range= 1-4] [Missing=*]

Statistics [NW/ W] [Valid=491 /-] [Invalid=191 /-]

fad03v2: When someone is upset the others know why.

Information [Type= discrete] [Format=numeric] [Range= 1-4] [Missing=*]

Statistics [NW/ W] [Valid=681 /-] [Invalid=1 /-]

| Value | Label | Cases | Percentage |
|---------|--------------------------------------|-------|------------|
| 1 | Strongly agree/Ndabyemera cyane | 90 | 13.2% |
| 2 | Agree/Ndabyemera | 349 | 51.2% |
| 3 | Disagree/Simbyemera | 214 | 31.4% |
| 4 | Strongly disagree/Simbyemera na gato | 28 | 4.1% |
| Sysmiss | | 1 | |

Warning: these figures indicate the number of cases found in the data file. They cannot be interpreted as summary statistics of the population of interest.

fad04v2: We you ask someone to do something, you have to check that they did it.

Information [Type= discrete] [Format=numeric] [Range= 1-4] [Missing=*]

Statistics [NW/ W] [Valid=681 /-] [Invalid=1 /-]

| Value | Label | Cases | Percentage |
|---------|--------------------------------------|-------|------------|
| 1 | Strongly agree/Ndabyemera cyane | 28 | 4.1% |
| 2 | Agree/Ndabyemera | 207 | 30.4% |
| 3 | Disagree/Simbyemera | 384 | 56.4% |
| 4 | Strongly disagree/Simbyemera na gato | 62 | 9.1% |
| Sysmiss | | 1 | |

Warning: these figures indicate the number of cases found in the data file. They cannot be interpreted as summary statistics of the population of interest.

fad05v2: If someone is in trouble, the others become too involved

Information [Type= discrete] [Format=numeric] [Range= 1-4] [Missing=*]

Statistics [NW/ W] [Valid=681 /-] [Invalid=1 /-]

| Value | Label | Cases | Percentage |
|---------|--------------------------------------|-------|------------|
| 1 | Strongly agree/Ndabyemera cyane | 26 | 3.8% |
| 1.5 | | 13 | 1.9% |
| 2 | Agree/Ndabyemera | 195 | 28.6% |
| 2.5 | | 66 | 9.7% |
| 3 | Disagree/Simbyemera | 304 | 44.6% |
| 3.5 | | 4 | 0.6% |
| 4 | Strongly disagree/Simbyemera na gato | 73 | 10.7% |
| Sysmiss | | 1 | |

fad05v2: If someone is in trouble, the others become too involved

Warning: these figures indicate the number of cases found in the data file. They cannot be interpreted as summary statistics of the population of interest.

fad06v2: In time of crisis we can turn to each other for support.

Information [Type= discrete] [Format=numeric] [Range= 1-4] [Missing=*]

Statistics [NW/ W] [Valid=677 /-] [Invalid=5 /-]

| Value | Label | Cases | Percentage |
|---------|---------------------------------------|-------|------------|
| 1 | Strongly agree/Concordo fortemente | 142 | 21.0% |
| 2 | Agree/Concordo | 443 | 65.4% |
| 3 | Disagree/Discordo | 82 | 12.1% |
| 4 | Strongly disagree/Discordo fortemente | 10 | 1.5% |
| Sysmiss | | 5 | |

Warning: these figures indicate the number of cases found in the data file. They cannot be interpreted as summary statistics of the population of interest.

















fad07v2: We don't know what to do when an emergency comes up.

Information [Type= discrete] [Format=numeric] [Range= 1-4] [Missing=*]

Statistics [NW/ W] [Valid=679 /-] [Invalid=3 /-]

| Value | Label | Cases | Percentage |
|---------|--------------------------------------|-------|------------|
| 1 | Strongly agree/Ndabyemera cyane | 69 | 10.2% |
| 2 | Agree/Ndabyemera | 355 | 52.3% |
| 3 | Disagree/Simbyemera | 239 | 35.2% |
| 4 | Strongly disagree/Simbyemera na gato | 16 | 2.4% |
| Sysmiss | | 3 | |

Warning: these figures indicate the number of cases found in the data file. They cannot be interpreted as summary statistics of the population of interest.

| # fad08v2: We sometimes run out of things that we need | | | |
|--|---|--------------|---|
| Information | [Type= continuous] [Format=numeric] [Range= 1-4] [Missing=*] | | |
| Statistics [NW/ W] | [Valid=681 /-] [Invalid=1 /-] [Mean=2.641 /-] [StdDev=0.592 /-] | | |
| # fad09v2: We are reluctant to show our affection for each other. | | | |
| Information | [Type= discrete] [Format=numeric] [Range= 1-4] [Missing=*] | | |
| Statistics [NW/ W] | [Valid=680 /-] [Invalid=2 /-] | | |
| Value | Label | Cases | Percentage |
| 1 | Strongly agree/Ndabyemera cyane | 82 |  12.1% |
| 2 | Agree/Ndabyemera | 338 |  49.7% |
| 3 | Disagree/Simbyemera | 228 |  33.5% |
| 4 | Strongly disagree/Simbyemera na gato | 32 |  4.7% |
| Sysmiss | | 2 | |
| <i>Warning: these figures indicate the number of cases found in the data file. They cannot be interpreted as summary statistics of the population of interest.</i> | | | |
| # fad10v2: We make sure members meet their family responsibilities. | | | |
| Information | [Type= discrete] [Format=numeric] [Range= 1-4] [Missing=*] | | |
| Statistics [NW/ W] | [Valid=681 /-] [Invalid=1 /-] | | |
| Value | Label | Cases | Percentage |
| 1 | Strongly agree/Ndabyemera cyane | 86 |  12.6% |
| 2 | Agree/Ndabyemera | 415 |  60.9% |
| 3 | Disagree/Simbyemera | 166 |  24.4% |
| 4 | Strongly disagree/Simbyemera na gato | 14 |  2.1% |
| Sysmiss | | 1 | |
| <i>Warning: these figures indicate the number of cases found in the data file. They cannot be interpreted as summary statistics of the population of interest.</i> | | | |
| # fad11v2: We cannot talk to each other about sadness we feel. | | | |
| Information | [Type= discrete] [Format=numeric] [Range= 1-4] [Missing=*] | | |
| Statistics [NW/ W] | [Valid=677 /-] [Invalid=5 /-] | | |
| Value | Label | Cases | Percentage |
| 1 | Strongly agree/Ndabyemera cyane | 61 |  9.0% |
| 2 | Agree/Ndabyemera | 317 |  46.8% |
| 3 | Disagree/Simbyemera | 263 |  38.8% |
| 4 | Strongly disagree/Simbyemera na gato | 36 |  5.3% |
| Sysmiss | | 5 | |
| <i>Warning: these figures indicate the number of cases found in the data file. They cannot be interpreted as summary statistics of the population of interest.</i> | | | |
| # fad12v2: We usually act on our decisions regarding problems. | | | |
| Information | [Type= discrete] [Format=numeric] [Range= 1-4] [Missing=*] | | |
| Statistics [NW/ W] | [Valid=491 /-] [Invalid=191 /-] | | |
| Value | Label | Cases | Percentage |
| 1 | Strongly agree/Ndabyemera cyane | 96 |  19.6% |
| 2 | Agree/Ndabyemera | 333 |  67.8% |
| 3 | Disagree/Simbyemera | 51 |  10.4% |
| 4 | Strongly disagree/Simbyemera na gato | 11 |  2.2% |
| Sysmiss | | 191 | |
| <i>Warning: these figures indicate the number of cases found in the data file. They cannot be interpreted as summary statistics of the population of interest.</i> | | | |

| # fad13v2: You only get the interest of others when something is important to them. | | | |
|--|---------------------------------------|--|-------------------|
| Information | | [Type= discrete] [Format=numeric] [Range= 1-4] [Missing=*] | |
| Statistics [NW/ W] | | [Valid=681 /-] [Invalid=1 /-] | |
| Value | Label | Cases | Percentage |
| 1 | Strongly agree/Ndabyemera cyane | 60 | 8.8% |
| 1.5 | | 13 | 1.9% |
| 2 | Agree/Ndabyemera | 306 | 44.9% |
| 2.5 | | 66 | 9.7% |
| 3 | Disagree/Simbyemera | 205 | 30.1% |
| 3.5 | | 4 | 0.6% |
| 4 | Strongly disagree/Simbyemera na gato | 27 | 4.0% |
| Sysmiss | | 1 | |
| <i>Warning: these figures indicate the number of cases found in the data file. They cannot be interpreted as summary statistics of the population of interest.</i> | | | |
| # fad14v2: You can't tell how a person is feeling from what they are saying. | | | |
| Information | | [Type= discrete] [Format=numeric] [Range= 1-4] [Missing=*] | |
| Statistics [NW/ W] | | [Valid=681 /-] [Invalid=1 /-] | |
| Value | Label | Cases | Percentage |
| 1 | Strongly agree/Concordo fortemente | 59 | 8.7% |
| 2 | Agree/Concordo | 253 | 37.2% |
| 3 | Disagree/Discordo | 314 | 46.1% |
| 4 | Strongly disagree/Discordo fortemente | 55 | 8.1% |
| Sysmiss | | 1 | |
| <i>Warning: these figures indicate the number of cases found in the data file. They cannot be interpreted as summary statistics of the population of interest.</i> | | | |
| # fad15v2: Family tasks don't get spread around enough. | | | |
| Information | | [Type= discrete] [Format=numeric] [Range= 1-4] [Missing=*] | |
| Statistics [NW/ W] | | [Valid=681 /-] [Invalid=1 /-] | |
| Value | Label | Cases | Percentage |
| 1 | Strongly agree/Concordo fortemente | 47 | 6.9% |
| 2 | Agree/Concordo | 310 | 45.5% |
| 3 | Disagree/Discordo | 279 | 41.0% |
| 4 | Strongly disagree/Discordo fortemente | 45 | 6.6% |
| Sysmiss | | 1 | |
| <i>Warning: these figures indicate the number of cases found in the data file. They cannot be interpreted as summary statistics of the population of interest.</i> | | | |
| # fad16v2: Individuals are accepted for what they are. | | | |
| Information | | [Type= discrete] [Format=numeric] [Range= 1-4] [Missing=*] | |
| Statistics [NW/ W] | | [Valid=677 /-] [Invalid=5 /-] | |
| Value | Label | Cases | Percentage |
| 1 | Strongly agree/Ndabyemera cyane | 94 | 13.9% |
| 2 | Agree/Ndabyemera | 469 | 69.3% |
| 3 | Disagree/Simbyemera | 108 | 16.0% |
| 4 | Strongly disagree/Simbyemera na gato | 6 | 0.9% |
| Sysmiss | | 5 | |
| <i>Warning: these figures indicate the number of cases found in the data file. They cannot be interpreted as summary statistics of the population of interest.</i> | | | |

fad17v2: You can easily get away with breaking the rules.**Information** [Type= discrete] [Format=numeric] [Range= 1-4] [Missing=*]**Statistics [NW/ W]** [Valid=679 /-] [Invalid=3 /-]

| Value | Label | Cases | Percentage |
|---------|--------------------------------------|-------|------------|
| 1 | Strongly agree/Ndabyemera cyane | 69 | 10.2% |
| 2 | Agree/Ndabyemera | 420 | 61.9% |
| 3 | Disagree/Simbyemera | 182 | 26.8% |
| 4 | Strongly disagree/Simbyemera na gato | 8 | 1.2% |
| Sysmiss | | 3 | |

*Warning: these figures indicate the number of cases found in the data file. They cannot be interpreted as summary statistics of the population of interest.***# fad18v2: People come right out and say things instead of hinting at them.****Information** [Type= discrete] [Format=numeric] [Range= 1-4] [Missing=*]**Statistics [NW/ W]** [Valid=681 /-] [Invalid=1 /-]

| Value | Label | Cases | Percentage |
|---------|--------------------------------------|-------|------------|
| 1 | Strongly agree/Ndabyemera cyane | 93 | 13.7% |
| 2 | Agree/Ndabyemera | 367 | 53.9% |
| 3 | Disagree/Simbyemera | 196 | 28.8% |
| 4 | Strongly disagree/Simbyemera na gato | 25 | 3.7% |
| Sysmiss | | 1 | |

*Warning: these figures indicate the number of cases found in the data file. They cannot be interpreted as summary statistics of the population of interest.***# fad19v2: Some of us just don't respond emotionally.****Information** [Type= discrete] [Format=numeric] [Range= 1-4] [Missing=*]**Statistics [NW/ W]** [Valid=680 /-] [Invalid=2 /-]

| Value | Label | Cases | Percentage |
|---------|---------------------------------------|-------|------------|
| 1 | Strongly agree/Concordo fortemente | 54 | 7.9% |
| 2 | Agree/Concordo | 307 | 45.1% |
| 3 | Disagree/Discordo | 283 | 41.6% |
| 4 | Strongly disagree/Discordo fortemente | 36 | 5.3% |
| Sysmiss | | 2 | |

*Warning: these figures indicate the number of cases found in the data file. They cannot be interpreted as summary statistics of the population of interest.***# fad20v2: We know what to do in an emergency.****Information** [Type= discrete] [Format=numeric] [Range= 1-4] [Missing=*]**Statistics [NW/ W]** [Valid=679 /-] [Invalid=3 /-]

| Value | Label | Cases | Percentage |
|---------|---------------------------------------|-------|------------|
| 1 | Strongly agree/Concordo fortemente | 83 | 12.2% |
| 2 | Agree/Concordo | 406 | 59.8% |
| 3 | Disagree/Discordo | 172 | 25.3% |
| 4 | Strongly disagree/Discordo fortemente | 18 | 2.7% |
| Sysmiss | | 3 | |

*Warning: these figures indicate the number of cases found in the data file. They cannot be interpreted as summary statistics of the population of interest.***# fad21v2: We avoid discussing our fears and concerns.****Information** [Type= discrete] [Format=numeric] [Range= 1-4] [Missing=*]**Statistics [NW/ W]** [Valid=677 /-] [Invalid=5 /-]

fad21v2: We avoid discussing our fears and concerns.

| Value | Label | Cases | Percentage |
|---------|--------------------------------------|-------|------------|
| 1 | Strongly agree/Ndabyemera cyane | 49 | 7.2% |
| 2 | Agree/Ndabyemera | 290 | 42.8% |
| 3 | Disagree/Simbyemera | 296 | 43.7% |
| 4 | Strongly disagree/Simbyemera na gato | 42 | 6.2% |
| Sysmiss | | 5 | |

Warning: these figures indicate the number of cases found in the data file. They cannot be interpreted as summary statistics of the population of interest.

fad22v2: It is difficult to talk to each other about tender feelings

| | |
|---------------------------|---|
| Information | [Type= continuous] [Format=numeric] [Range= 1-4] [Missing=*] |
| Statistics [NW/ W] | [Valid=681 /-] [Invalid=1 /-] [Mean=2.822 /-] [StdDev=0.609 /-] |

fad23v2: We have trouble meeting our bills.

| | |
|---------------------------|--|
| Information | [Type= discrete] [Format=numeric] [Range= 1-4] [Missing=*] |
| Statistics [NW/ W] | [Valid=681 /-] [Invalid=1 /-] |

| Value | Label | Cases | Percentage |
|---------|--------------------------------------|-------|------------|
| 1 | Strongly agree/Ndabyemera cyane | 70 | 10.3% |
| 2 | Agree/Ndabyemera | 269 | 39.5% |
| 3 | Disagree/Simbyemera | 262 | 38.5% |
| 4 | Strongly disagree/Simbyemera na gato | 80 | 11.7% |
| Sysmiss | | 1 | |

Warning: these figures indicate the number of cases found in the data file. They cannot be interpreted as summary statistics of the population of interest.

fad24v2: After our family tries to solve a problem, we usually discuss whether it worked

| | |
|---------------------------|--|
| Information | [Type= discrete] [Format=numeric] [Range= 1-4] [Missing=*] |
| Statistics [NW/ W] | [Valid=491 /-] [Invalid=191 /-] |

| Value | Label | Cases | Percentage |
|---------|--------------------------------------|-------|------------|
| 1 | Strongly agree/Ndabyemera cyane | 91 | 18.5% |
| 2 | Agree/Ndabyemera | 324 | 66.0% |
| 3 | Disagree/Simbyemera | 68 | 13.8% |
| 4 | Strongly disagree/Simbyemera na gato | 8 | 1.6% |
| Sysmiss | | 191 | |

Warning: these figures indicate the number of cases found in the data file. They cannot be interpreted as summary statistics of the population of interest.

fad25v2: We are too self centered.

| | |
|---------------------------|--|
| Information | [Type= discrete] [Format=numeric] [Range= 1-4] [Missing=*] |
| Statistics [NW/ W] | [Valid=681 /-] [Invalid=1 /-] |

| Value | Label | Cases | Percentage |
|---------|---------------------------------------|-------|------------|
| 1 | Strongly agree/Concordo fortemente | 117 | 17.2% |
| 2 | Agree/Concordo | 402 | 59.0% |
| 3 | Disagree/Discordo | 141 | 20.7% |
| 4 | Strongly disagree/Discordo fortemente | 21 | 3.1% |
| Sysmiss | | 1 | |

Warning: these figures indicate the number of cases found in the data file. They cannot be interpreted as summary statistics of the population of interest.

fad26v2: We can express feelings to each other.

| | |
|---------------------------|--|
| Information | [Type= discrete] [Format=numeric] [Range= 1-4] [Missing=*] |
| Statistics [NW/ W] | [Valid=677 /-] [Invalid=5 /-] |

| # fad26v2: We can express feelings to each other. | | | |
|--|---|-------|------------|
| Value | Label | Cases | Percentage |
| 1 | Strongly agree/Concordo fortemente | 96 | 14.2% |
| 2 | Agree/Concordo | 458 | 67.7% |
| 3 | Disagree/Discordo | 112 | 16.5% |
| 4 | Strongly disagree/Discordo fortemente | 11 | 1.6% |
| Sysmiss | | 5 | |
| <i>Warning: these figures indicate the number of cases found in the data file. They cannot be interpreted as summary statistics of the population of interest.</i> | | | |
| # fad27v2: We have no clear expectations about toilet habits. | | | |
| Information | [Type= discrete] [Format=numeric] [Range= 1-4] [Missing=*] | | |
| Statistics [NW/ W] | [Valid=679 /-] [Invalid=3 /-] | | |
| Value | Label | Cases | Percentage |
| 1 | Strongly agree/Concordo fortemente | 116 | 17.1% |
| 2 | Agree/Concordo | 380 | 56.0% |
| 3 | Disagree/Discordo | 156 | 23.0% |
| 4 | Strongly disagree/Discordo fortemente | 27 | 4.0% |
| Sysmiss | | 3 | |
| <i>Warning: these figures indicate the number of cases found in the data file. They cannot be interpreted as summary statistics of the population of interest.</i> | | | |
| # fad28v2: We don't show our love for each other. | | | |
| Information | [Type= discrete] [Format=numeric] [Range= 1-4] [Missing=*] | | |
| Statistics [NW/ W] | [Valid=680 /-] [Invalid=2 /-] | | |
| Value | Label | Cases | Percentage |
| 1 | Strongly agree/Ndabyemera cyane | 98 | 14.4% |
| 2 | Agree/Ndabyemera | 366 | 53.8% |
| 3 | Disagree/Simbyemera | 188 | 27.6% |
| 4 | Strongly disagree/Simbyemera na gato | 28 | 4.1% |
| Sysmiss | | 2 | |
| <i>Warning: these figures indicate the number of cases found in the data file. They cannot be interpreted as summary statistics of the population of interest.</i> | | | |
| # fad29v2: We talk to people directly rahter than through go-betweens | | | |
| Information | [Type= continuous] [Format=numeric] [Range= 1-4] [Missing=*] | | |
| Statistics [NW/ W] | [Valid=681 /-] [Invalid=1 /-] [Mean=2.178 /-] [StdDev=0.609 /-] | | |
| # fad30v2: Each of us has particular duties and responsibilities | | | |
| Information | [Type= continuous] [Format=numeric] [Range= 1-4] [Missing=*] | | |
| Statistics [NW/ W] | [Valid=681 /-] [Invalid=1 /-] [Mean=2.359 /-] [StdDev=0.592 /-] | | |
| # fad31v2: There are lots of bad feelings in the family. | | | |
| Information | [Type= discrete] [Format=numeric] [Range= 1-4] [Missing=*] | | |
| Statistics [NW/ W] | [Valid=677 /-] [Invalid=5 /-] | | |
| Value | Label | Cases | Percentage |
| 1 | Strongly agree/Ndabyemera cyane | 112 | 16.5% |
| 2 | Agree/Ndabyemera | 306 | 45.2% |
| 3 | Disagree/Simbyemera | 225 | 33.2% |
| 4 | Strongly disagree/Simbyemera na gato | 34 | 5.0% |
| Sysmiss | | 5 | |
| <i>Warning: these figures indicate the number of cases found in the data file. They cannot be interpreted as summary statistics of the population of interest.</i> | | | |

| # fad32v2: We have rules about hitting people. | | | |
|--|--------------------------------------|---|-------------------|
| Information | | [Type= discrete] [Format=numeric] [Range= 1-4] [Missing=*] | |
| Statistics [NW/ W] | | [Valid=679 /-] [Invalid=3 /-] | |
| Value | Label | Cases | Percentage |
| 1 | Strongly agree/Ndabyemera cyane | 58 | 8.5% |
| 2 | Agree/Ndabyemera | 242 | 35.6% |
| 3 | Disagree/Simbyemera | 331 | 48.7% |
| 4 | Strongly disagree/Simbyemera na gato | 48 | 7.1% |
| Sysmiss | | 3 | |
| <i>Warning: these figures indicate the number of cases found in the data file. They cannot be interpreted as summary statistics of the population of interest.</i> | | | |
| # fad33v2: We get involved with each other only when something interests us. | | | |
| Information | | [Type= discrete] [Format=numeric] [Range= 1-4] [Missing=*] | |
| Statistics [NW/ W] | | [Valid=681 /-] [Invalid=1 /-] | |
| Value | Label | Cases | Percentage |
| 1 | Strongly agree/Ndabyemera cyane | 79 | 11.6% |
| 1.5 | | 13 | 1.9% |
| 2 | Agree/Ndabyemera | 306 | 44.9% |
| 2.5 | | 66 | 9.7% |
| 3 | Disagree/Simbyemera | 196 | 28.8% |
| 3.5 | | 4 | 0.6% |
| 4 | Strongly disagree/Simbyemera na gato | 17 | 2.5% |
| Sysmiss | | 1 | |
| <i>Warning: these figures indicate the number of cases found in the data file. They cannot be interpreted as summary statistics of the population of interest.</i> | | | |
| # fad34v2: There's little time to explore personal interests. | | | |
| Information | | [Type= discrete] [Format=numeric] [Range= 1-4] [Missing=*] | |
| Statistics [NW/ W] | | [Valid=681 /-] [Invalid=1 /-] | |
| Value | Label | Cases | Percentage |
| 1 | Strongly agree/Ndabyemera cyane | 32 | 4.7% |
| 2 | Agree/Ndabyemera | 283 | 41.6% |
| 3 | Disagree/Simbyemera | 299 | 43.9% |
| 4 | Strongly disagree/Simbyemera na gato | 67 | 9.8% |
| Sysmiss | | 1 | |
| <i>Warning: these figures indicate the number of cases found in the data file. They cannot be interpreted as summary statistics of the population of interest.</i> | | | |
| # fad35v2: We don't often say what we mean | | | |
| Information | | [Type= continuous] [Format=numeric] [Range= 1-4] [Missing=*] | |
| Statistics [NW/ W] | | [Valid=681 /-] [Invalid=1 /-] [Mean=2.822 /-] [StdDev=0.609 /-] | |
| # fad36v2: We feel accepted for what we are. | | | |
| Information | | [Type= discrete] [Format=numeric] [Range= 1-4] [Missing=*] | |
| Statistics [NW/ W] | | [Valid=677 /-] [Invalid=5 /-] | |
| Value | Label | Cases | Percentage |
| 1 | Strongly agree/Ndabyemera cyane | 94 | 13.9% |
| 2 | Agree/Ndabyemera | 476 | 70.3% |
| 3 | Disagree/Simbyemera | 100 | 14.8% |
| 4 | Strongly disagree/Simbyemera na gato | 7 | 1.0% |

| # fad36v2: We feel accepted for what we are. | | | |
|--|--|--------------|-------------------|
| Value | Label | Cases | Percentage |
| Sysmiss | | 5 | |
| <i>Warning: these figures indicate the number of cases found in the data file. They cannot be interpreted as summary statistics of the population of interest.</i> | | | |
| # fad37v2: We show interest in each other only when they can get something out of it person | | | |
| Information | [Type= discrete] [Format=numeric] [Range= 1-4] [Missing=*] | | |
| Statistics [NW/ W] | [Valid=681 /-] [Invalid=1 /-] | | |
| Value | Label | Cases | Percentage |
| 1 | Strongly agree/Ndabyemera cyane | 84 | 12.3% |
| 1.5 | | 13 | 1.9% |
| 2 | Agree/Ndabyemera | 331 | 48.6% |
| 2.5 | | 66 | 9.7% |
| 3 | Disagree/Simbyemera | 172 | 25.3% |
| 3.5 | | 4 | 0.6% |
| 4 | Strongly disagree/Simbyemera na gato | 11 | 1.6% |
| Sysmiss | | 1 | |
| <i>Warning: these figures indicate the number of cases found in the data file. They cannot be interpreted as summary statistics of the population of interest.</i> | | | |
| # fad38v2: We resolve most emotional upsets that come up. | | | |
| Information | [Type= discrete] [Format=numeric] [Range= 1-4] [Missing=*] | | |
| Statistics [NW/ W] | [Valid=491 /-] [Invalid=191 /-] | | |
| Value | Label | Cases | Percentage |
| 1 | Strongly agree/Ndabyemera cyane | 72 | 14.7% |
| 2 | Agree/Ndabyemera | 319 | 65.0% |
| 3 | Disagree/Simbyemera | 83 | 16.9% |
| 4 | Strongly disagree/Simbyemera na gato | 17 | 3.5% |
| Sysmiss | | 191 | |
| <i>Warning: these figures indicate the number of cases found in the data file. They cannot be interpreted as summary statistics of the population of interest.</i> | | | |
| # fad39v2: Tenderness takes second place to other things in our family. | | | |
| Information | [Type= discrete] [Format=numeric] [Range= 1-4] [Missing=*] | | |
| Statistics [NW/ W] | [Valid=680 /-] [Invalid=2 /-] | | |
| Value | Label | Cases | Percentage |
| 1 | Strongly agree/Ndabyemera cyane | 72 | 10.6% |
| 2 | Agree/Ndabyemera | 280 | 41.2% |
| 3 | Disagree/Simbyemera | 295 | 43.4% |
| 4 | Strongly disagree/Simbyemera na gato | 33 | 4.9% |
| Sysmiss | | 2 | |
| <i>Warning: these figures indicate the number of cases found in the data file. They cannot be interpreted as summary statistics of the population of interest.</i> | | | |
| # fad40v2: We discuss who is to do household jobs. | | | |
| Information | [Type= discrete] [Format=numeric] [Range= 1-4] [Missing=*] | | |
| Statistics [NW/ W] | [Valid=681 /-] [Invalid=1 /-] | | |
| Value | Label | Cases | Percentage |
| 1 | Strongly agree/Ndabyemera cyane | 73 | 10.7% |
| 2 | Agree/Ndabyemera | 362 | 53.2% |
| 3 | Disagree/Simbyemera | 217 | 31.9% |

fad40v2: We discuss who is to do household jobs.

| Value | Label | Cases | Percentage |
|---------|--------------------------------------|-------|------------|
| 4 | Strongly disagree/Simbyemera na gato | 29 | 4.3% |
| Sysmiss | | 1 | |

Warning: these figures indicate the number of cases found in the data file. They cannot be interpreted as summary statistics of the population of interest.

fad41v2: Making decisions is a problem for our family.

| | |
|---------------------------|--|
| Information | [Type= discrete] [Format=numeric] [Range= 1-4] [Missing=*] |
| Statistics [NW/ W] | [Valid=677 /-] [Invalid=5 /-] |

| Value | Label | Cases | Percentage |
|---------|---------------------------------------|-------|------------|
| 1 | Strongly agree/Concordo fortemente | 90 | 13.3% |
| 2 | Agree/Concordo | 404 | 59.7% |
| 3 | Disagree/Discordo | 166 | 24.5% |
| 4 | Strongly disagree/Discordo fortemente | 17 | 2.5% |
| Sysmiss | | 5 | |

Warning: these figures indicate the number of cases found in the data file. They cannot be interpreted as summary statistics of the population of interest.

fad42v2: Our family shows interest in each other only when they can get something out of

| | |
|---------------------------|--|
| Information | [Type= discrete] [Format=numeric] [Range= 1-4] [Missing=*] |
| Statistics [NW/ W] | [Valid=681 /-] [Invalid=1 /-] |

| Value | Label | Cases | Percentage |
|---------|--------------------------------------|-------|------------|
| 1 | Strongly agree/Ndabyemera cyane | 88 | 12.9% |
| 1.5 | | 13 | 1.9% |
| 2 | Agree/Ndabyemera | 319 | 46.8% |
| 2.5 | | 66 | 9.7% |
| 3 | Disagree/Simbyemera | 175 | 25.7% |
| 3.5 | | 4 | 0.6% |
| 4 | Strongly disagree/Simbyemera na gato | 16 | 2.3% |
| Sysmiss | | 1 | |

Warning: these figures indicate the number of cases found in the data file. They cannot be interpreted as summary statistics of the population of interest.

fad43v2: We are frank with each other.

| | |
|---------------------------|--|
| Information | [Type= discrete] [Format=numeric] [Range= 1-4] [Missing=*] |
| Statistics [NW/ W] | [Valid=681 /-] [Invalid=1 /-] |

| Value | Label | Cases | Percentage |
|---------|--------------------------------------|-------|------------|
| 1 | Strongly agree/Ndabyemera cyane | 138 | 20.3% |
| 2 | Agree/Ndabyemera | 352 | 51.7% |
| 3 | Disagree/Simbyemera | 173 | 25.4% |
| 4 | Strongly disagree/Simbyemera na gato | 18 | 2.6% |
| Sysmiss | | 1 | |

Warning: these figures indicate the number of cases found in the data file. They cannot be interpreted as summary statistics of the population of interest.

fad44v2: We don't hold any rules or standards.

| | |
|---------------------------|--|
| Information | [Type= discrete] [Format=numeric] [Range= 1-4] [Missing=*] |
| Statistics [NW/ W] | [Valid=679 /-] [Invalid=3 /-] |

| Value | Label | Cases | Percentage |
|-------|---------------------------------|-------|------------|
| 1 | Strongly agree/Ndabyemera cyane | 69 | 10.2% |
| 2 | Agree/Ndabyemera | 408 | 60.1% |

fad44v2: We don't hold any rules or standards.

| Value | Label | Cases | Percentage |
|---------|--------------------------------------|-------|------------|
| 3 | Disagree/Simbyemera | 192 | 28.3% |
| 4 | Strongly disagree/Simbyemera na gato | 10 | 1.5% |
| Sysmiss | | 3 | |

Warning: these figures indicate the number of cases found in the data file. They cannot be interpreted as summary statistics of the population of interest.

fad45v2: If people are asked to do something, then need reminding.

| | |
|---------------------------|--|
| Information | [Type= discrete] [Format=numeric] [Range= 1-4] [Missing=*] |
| Statistics [NW/ W] | [Valid=681 /-] [Invalid=1 /-] |

| Value | Label | Cases | Percentage |
|---------|--------------------------------------|-------|------------|
| 1 | Strongly agree/Ndabyemera cyane | 34 | 5.0% |
| 2 | Agree/Ndabyemera | 243 | 35.7% |
| 3 | Disagree/Simbyemera | 347 | 51.0% |
| 4 | Strongly disagree/Simbyemera na gato | 57 | 8.4% |
| Sysmiss | | 1 | |

Warning: these figures indicate the number of cases found in the data file. They cannot be interpreted as summary statistics of the population of interest.

fad46v2: We are able to make decisions about how to solve problems.

| | |
|---------------------------|--|
| Information | [Type= discrete] [Format=numeric] [Range= 1-4] [Missing=*] |
| Statistics [NW/ W] | [Valid=677 /-] [Invalid=5 /-] |

| Value | Label | Cases | Percentage |
|---------|--------------------------------------|-------|------------|
| 1 | Strongly agree/Ndabyemera cyane | 79 | 11.7% |
| 2 | Agree/Ndabyemera | 458 | 67.7% |
| 3 | Disagree/Simbyemera | 128 | 18.9% |
| 4 | Strongly disagree/Simbyemera na gato | 12 | 1.8% |
| Sysmiss | | 5 | |

Warning: these figures indicate the number of cases found in the data file. They cannot be interpreted as summary statistics of the population of interest.

fad47v2: If the rules are broken, we don't know what to expect.

| | |
|---------------------------|--|
| Information | [Type= discrete] [Format=numeric] [Range= 1-4] [Missing=*] |
| Statistics [NW/ W] | [Valid=679 /-] [Invalid=3 /-] |

| Value | Label | Cases | Percentage |
|---------|---------------------------------------|-------|------------|
| 1 | Strongly agree/Concordo fortemente | 57 | 8.4% |
| 2 | Agree/Concordo | 386 | 56.8% |
| 3 | Disagree/Discordo | 227 | 33.4% |
| 4 | Strongly disagree/Discordo fortemente | 9 | 1.3% |
| Sysmiss | | 3 | |

Warning: these figures indicate the number of cases found in the data file. They cannot be interpreted as summary statistics of the population of interest.

fad48v2: Anything goes in our family.

| | |
|---------------------------|--|
| Information | [Type= discrete] [Format=numeric] [Range= 1-4] [Missing=*] |
| Statistics [NW/ W] | [Valid=679 /-] [Invalid=3 /-] |

| Value | Label | Cases | Percentage |
|-------|--------------------------------------|-------|------------|
| 1 | Strongly agree/Ndabyemera cyane | 71 | 10.5% |
| 2 | Agree/Ndabyemera | 340 | 50.1% |
| 3 | Disagree/Simbyemera | 252 | 37.1% |
| 4 | Strongly disagree/Simbyemera na gato | 16 | 2.4% |

| # fad48v2: Anything goes in our family. | | | |
|--|--|-------|------------|
| Value | Label | Cases | Percentage |
| Sysmiss | | 3 | |
| <i>Warning: these figures indicate the number of cases found in the data file. They cannot be interpreted as summary statistics of the population of interest.</i> | | | |
| # fad49v2: We express tenderness. | | | |
| Information | [Type= discrete] [Format=numeric] [Range= 1-4] [Missing=*] | | |
| Statistics [NW/ W] | [Valid=680 /-] [Invalid=2 /-] | | |
| Value | Label | Cases | Percentage |
| 1 | Strongly agree/Ndabyemera cyane | 75 | 11.0% |
| 2 | Agree/Ndabyemera | 386 | 56.8% |
| 3 | Disagree/Simbyemera | 190 | 27.9% |
| 4 | Strongly disagree/Simbyemera na gato | 29 | 4.3% |
| Sysmiss | | 2 | |
| <i>Warning: these figures indicate the number of cases found in the data file. They cannot be interpreted as summary statistics of the population of interest.</i> | | | |
| # fad50v2: We confront problems involving feelings. | | | |
| Information | [Type= discrete] [Format=numeric] [Range= 1-4] [Missing=*] | | |
| Statistics [NW/ W] | [Valid=491 /-] [Invalid=191 /-] | | |
| Value | Label | Cases | Percentage |
| 1 | Strongly agree/Ndabyemera cyane | 74 | 15.1% |
| 2 | Agree/Ndabyemera | 320 | 65.2% |
| 3 | Disagree/Simbyemera | 82 | 16.7% |
| 4 | Strongly disagree/Simbyemera na gato | 15 | 3.1% |
| Sysmiss | | 191 | |
| <i>Warning: these figures indicate the number of cases found in the data file. They cannot be interpreted as summary statistics of the population of interest.</i> | | | |
| # fad51v2: We don't get along well together. | | | |
| Information | [Type= discrete] [Format=numeric] [Range= 1-4] [Missing=*] | | |
| Statistics [NW/ W] | [Valid=677 /-] [Invalid=5 /-] | | |
| Value | Label | Cases | Percentage |
| 1 | Strongly agree/Concordo fortemente | 133 | 19.6% |
| 2 | Agree/Concordo | 409 | 60.4% |
| 3 | Disagree/Discordo | 117 | 17.3% |
| 4 | Strongly disagree/Discordo fortemente | 18 | 2.7% |
| Sysmiss | | 5 | |
| <i>Warning: these figures indicate the number of cases found in the data file. They cannot be interpreted as summary statistics of the population of interest.</i> | | | |
| # fad52v2: We don't talk to each other when we are angry. | | | |
| Information | [Type= discrete] [Format=numeric] [Range= 1-4] [Missing=*] | | |
| Statistics [NW/ W] | [Valid=681 /-] [Invalid=1 /-] | | |
| Value | Label | Cases | Percentage |
| 1 | Strongly agree/Ndabyemera cyane | 67 | 9.8% |
| 2 | Agree/Ndabyemera | 281 | 41.3% |
| 3 | Disagree/Simbyemera | 277 | 40.7% |
| 4 | Strongly disagree/Simbyemera na gato | 56 | 8.2% |
| Sysmiss | | 1 | |
| <i>Warning: these figures indicate the number of cases found in the data file. They cannot be interpreted as summary statistics of the population of interest.</i> | | | |

fad53v2: We are generally dissatisfied with the family duties assigned to us.

| | |
|---------------------------|--|
| Information | [Type= discrete] [Format=numeric] [Range= 1-4] [Missing=*] |
| Statistics [NW/ W] | [Valid=681 /-] [Invalid=1 /-] |

| Value | Label | Cases | Percentage |
|---------|--------------------------------------|-------|------------|
| 1 | Strongly agree/Ndabyemera cyane | 59 | 8.7% |
| 2 | Agree/Ndabyemera | 382 | 56.1% |
| 3 | Disagree/Simbyemera | 208 | 30.5% |
| 4 | Strongly disagree/Simbyemera na gato | 32 | 4.7% |
| Sysmiss | | 1 | |

Warning: these figures indicate the number of cases found in the data file. They cannot be interpreted as summary statistics of the population of interest.

fad54v2: Even though we mean well, we intrude too much into each other's lives.

| | |
|---------------------------|--|
| Information | [Type= discrete] [Format=numeric] [Range= 1-4] [Missing=*] |
| Statistics [NW/ W] | [Valid=489 /-] [Invalid=193 /-] |

| Value | Label | Cases | Percentage |
|---------|--------------------------------------|-------|------------|
| 1 | Strongly agree/Ndabyemera cyane | 49 | 10.0% |
| 2 | Agree/Ndabyemera | 239 | 48.9% |
| 3 | Disagree/Simbyemera | 184 | 37.6% |
| 4 | Strongly disagree/Simbyemera na gato | 17 | 3.5% |
| Sysmiss | | 193 | |

Warning: these figures indicate the number of cases found in the data file. They cannot be interpreted as summary statistics of the population of interest.

fad55v2: There are rules about dangerous situations.

| | |
|---------------------------|--|
| Information | [Type= discrete] [Format=numeric] [Range= 1-4] [Missing=*] |
| Statistics [NW/ W] | [Valid=679 /-] [Invalid=3 /-] |

| Value | Label | Cases | Percentage |
|---------|--------------------------------------|-------|------------|
| 1 | Strongly agree/Ndabyemera cyane | 42 | 6.2% |
| 2 | Agree/Ndabyemera | 297 | 43.7% |
| 3 | Disagree/Simbyemera | 313 | 46.1% |
| 4 | Strongly disagree/Simbyemera na gato | 27 | 4.0% |
| Sysmiss | | 3 | |

Warning: these figures indicate the number of cases found in the data file. They cannot be interpreted as summary statistics of the population of interest.

fad56v2: We confide in each other.

| | |
|---------------------------|--|
| Information | [Type= discrete] [Format=numeric] [Range= 1-4] [Missing=*] |
| Statistics [NW/ W] | [Valid=677 /-] [Invalid=5 /-] |

| Value | Label | Cases | Percentage |
|---------|---------------------------------------|-------|------------|
| 1 | Strongly agree/Concordo fortemente | 122 | 18.0% |
| 2 | Agree/Concordo | 426 | 62.9% |
| 3 | Disagree/Discordo | 105 | 15.5% |
| 4 | Strongly disagree/Discordo fortemente | 24 | 3.5% |
| Sysmiss | | 5 | |

Warning: these figures indicate the number of cases found in the data file. They cannot be interpreted as summary statistics of the population of interest.

fad57v2: We cry openly.

| | |
|---------------------------|--|
| Information | [Type= discrete] [Format=numeric] [Range= 1-4] [Missing=*] |
| Statistics [NW/ W] | [Valid=680 /-] [Invalid=2 /-] |

fad57v2: We cry openly.

| Value | Label | Cases | Percentage |
|---------|--------------------------------------|-------|------------|
| 1 | Strongly agree/Ndabyemera cyane | 75 | 11.0% |
| 2 | Agree/Ndabyemera | 287 | 42.2% |
| 3 | Disagree/Simbyemera | 279 | 41.0% |
| 4 | Strongly disagree/Simbyemera na gato | 39 | 5.7% |
| Sysmiss | | 2 | |

Warning: these figures indicate the number of cases found in the data file. They cannot be interpreted as summary statistics of the population of interest.

| # fad58v2: We don't have reasonable transport | | | |
|--|--|--------------|-------------------|
| Information | [Type= continuous] [Format=numeric] [Range= 1-4] [Missing=*] | | |
| Statistics [NW/ W] | [Valid=681 /-] [Invalid=1 /-] [Mean=2.641 /-] [StdDev=0.592 /-] | | |
| # fad59v2: When we don't like what someone has done, we tell them. | | | |
| Information | [Type= discrete] [Format=numeric] [Range= 1-4] [Missing=*] | | |
| Statistics [NW/ W] | [Valid=681 /-] [Invalid=1 /-] | | |
| Value | Label | Cases | Percentage |
| 1 | Strongly agree/Ndabyemera cyane | 125 | 18.4% |
| 2 | Agree/Ndabyemera | 399 | 58.6% |
| 3 | Disagree/Simbyemera | 138 | 20.3% |
| 4 | Strongly disagree/Simbyemera na gato | 19 | 2.8% |
| Sysmiss | | 1 | |
| <i>Warning: these figures indicate the number of cases found in the data file. They cannot be interpreted as summary statistics of the population of interest.</i> | | | |
| # fad60v2: We try to think of different ways to solve problems. | | | |
| Information | [Type= discrete] [Format=numeric] [Range= 1-4] [Missing=*] | | |
| Statistics [NW/ W] | [Valid=491 /-] [Invalid=191 /-] | | |
| Value | Label | Cases | Percentage |
| 1 | Strongly agree/Ndabyemera cyane | 105 | 21.4% |
| 2 | Agree/Ndabyemera | 329 | 67.0% |
| 3 | Disagree/Simbyemera | 49 | 10.0% |
| 4 | Strongly disagree/Simbyemera na gato | 8 | 1.6% |
| Sysmiss | | 191 | |
| <i>Warning: these figures indicate the number of cases found in the data file. They cannot be interpreted as summary statistics of the population of interest.</i> | | | |
| # fadaffectedinvolv2: v2 FADAffectedInvolv | | | |
| Information | [Type= continuous] [Format=numeric] [Range= 1-4] [Missing=*] | | |
| Statistics [NW/ W] | [Valid=681 /-] [Invalid=1 /-] [Mean=2.326 /-] [StdDev=0.504 /-] | | |
| # fadaffectedresp2: v2 FADAffectedResp | | | |
| Information | [Type= continuous] [Format=numeric] [Range= 1-3.66666674613953] [Missing=*] | | |
| Statistics [NW/ W] | [Valid=680 /-] [Invalid=2 /-] [Mean=2.343 /-] [StdDev=0.442 /-] | | |
| # fadbehcontv2: v2 FADBehCont | | | |
| Information | [Type= continuous] [Format=numeric] [Range= 1-3.22222232818604] [Missing=*] | | |
| Statistics [NW/ W] | [Valid=679 /-] [Invalid=3 /-] [Mean=2.293 /-] [StdDev=0.376 /-] | | |
| # fadcommunicationv2: v2 FADCommunication | | | |
| Information | [Type= continuous] [Format=numeric] [Range= 1.66666662693024-3.16666674613953] [Missing=*] | | |
| Statistics [NW/ W] | [Valid=681 /-] [Invalid=1 /-] [Mean=2.389 /-] [StdDev=0.22 /-] | | |
| # fadgenfamfuncv2: v2 FADGenFamFunc | | | |
| Information | [Type= continuous] [Format=numeric] [Range= 1-3.25] [Missing=*] | | |
| Statistics [NW/ W] | [Valid=677 /-] [Invalid=5 /-] [Mean=2.163 /-] [StdDev=0.389 /-] | | |
| # fadprob_solvv2: v2 FADProb_solv | | | |
| Information | [Type= continuous] [Format=numeric] [Range= 1-4] [Missing=*] | | |
| Statistics [NW/ W] | [Valid=491 /-] [Invalid=191 /-] [Mean=2 /-] [StdDev=0.493 /-] | | |

| # fadrolesv2: v2 FADRoles | | | |
|--|--|--------------|-------------------|
| Information | [Type= continuous] [Format=numeric] [Range= 1.27272725105286-3.18181824684143] [Missing=*] | | |
| Statistics [NW/ W] | [Valid=681 /-] [Invalid=1 /-] [Mean=2.484 /-] [StdDev=0.308 /-] | | |
| # fadcompletev2: v2 FADcomplete | | | |
| Information | [Type= discrete] [Format=numeric] [Range= 0-2] [Missing=*] | | |
| Statistics [NW/ W] | [Valid=681 /-] [Invalid=1 /-] | | |
| Value | Label | Cases | Percentage |
| 0 | Incomplete | 1 | 0.1% |
| 1 | Unverified | 5 | 0.7% |
| 2 | Complete | 675 | 99.1% |
| Sysmiss | | 1 | |
| <i>Warning: these figures indicate the number of cases found in the data file. They cannot be interpreted as summary statistics of the population of interest.</i> | | | |
| # fad01v3: Planning family activities is difficult because we misunderstand each other. | | | |
| Information | [Type= discrete] [Format=numeric] [Range= 1-4] [Missing=*] | | |
| Statistics [NW/ W] | [Valid=681 /-] [Invalid=1 /-] | | |
| Value | Label | Cases | Percentage |
| 1 | Strongly agree/Ndabyemera cyane | 89 | 13.1% |
| 2 | Agree/Ndabyemera | 302 | 44.3% |
| 3 | Disagree/Simbyemera | 248 | 36.4% |
| 4 | Strongly disagree/Simbyemera na gato | 42 | 6.2% |
| Sysmiss | | 1 | |
| <i>Warning: these figures indicate the number of cases found in the data file. They cannot be interpreted as summary statistics of the population of interest.</i> | | | |
| # fad02v3: We resolve most everyday problems around the house | | | |
| Information | [Type= discrete] [Format=numeric] [Range= 1-4] [Missing=*] | | |
| Statistics [NW/ W] | [Valid=491 /-] [Invalid=191 /-] | | |
| Value | Label | Cases | Percentage |
| 1 | Strongly agree/Ndabyemera cyane | 81 | 11.9% |
| 2 | Agree/Ndabyemera | 378 | 55.5% |
| 3 | Disagree/Simbyemera | 182 | 26.7% |
| 4 | Strongly disagree/Simbyemera na gato | 40 | 5.9% |
| Sysmiss | | 1 | |
| <i>Warning: these figures indicate the number of cases found in the data file. They cannot be interpreted as summary statistics of the population of interest.</i> | | | |
| # fad03v3: When someone is upset the others know why. | | | |
| Information | [Type= discrete] [Format=numeric] [Range= 1-4] [Missing=*] | | |
| Statistics [NW/ W] | [Valid=681 /-] [Invalid=1 /-] | | |
| Value | Label | Cases | Percentage |
| 1 | Strongly agree/Ndabyemera cyane | 55 | 8.1% |
| 2 | Agree/Ndabyemera | 224 | 32.9% |
| 3 | Disagree/Simbyemera | 356 | 52.3% |
| 4 | Strongly disagree/Simbyemera na gato | 46 | 6.8% |
| Sysmiss | | 1 | |
| <i>Warning: these figures indicate the number of cases found in the data file. They cannot be interpreted as summary statistics of the population of interest.</i> | | | |
| # fad04v3: We you ask someone to do something, you have to check that they did it. | | | |
| Information | [Type= discrete] [Format=numeric] [Range= 1-4] [Missing=*] | | |
| Statistics [NW/ W] | [Valid=681 /-] [Invalid=1 /-] | | |
| Value | Label | Cases | Percentage |
| 1 | Strongly agree/Ndabyemera cyane | 55 | 8.1% |
| 2 | Agree/Ndabyemera | 224 | 32.9% |
| 3 | Disagree/Simbyemera | 356 | 52.3% |
| 4 | Strongly disagree/Simbyemera na gato | 46 | 6.8% |
| Sysmiss | | 1 | |
| <i>Warning: these figures indicate the number of cases found in the data file. They cannot be interpreted as summary statistics of the population of interest.</i> | | | |

fad04v3: We you ask someone to do something, you have to check that they did it.

| Value | Label | Cases | Percentage |
|---------|-------|-------|------------|
| Sysmiss | | 1 | |

Warning: these figures indicate the number of cases found in the data file. They cannot be interpreted as summary statistics of the population of interest.

fad05v3: If someone is in trouble, the others become too involved

| | |
|---------------------------|--|
| Information | [Type= discrete] [Format=numeric] [Range= 1-4] [Missing=*] |
| Statistics [NW/ W] | [Valid=681 /-] [Invalid=1 /-] |

| Value | Label | Cases | Percentage |
|---------|--------------------------------------|-------|------------|
| 1 | Strongly agree/Ndabyemera cyane | 48 | 7.0% |
| 1.5 | | 10 | 1.5% |
| 2 | Agree/Ndabyemera | 206 | 30.2% |
| 2.5 | | 60 | 8.8% |
| 3 | Disagree/Simbyemera | 318 | 46.7% |
| 3.5 | | 4 | 0.6% |
| 4 | Strongly disagree/Simbyemera na gato | 35 | 5.1% |
| Sysmiss | | 1 | |

Warning: these figures indicate the number of cases found in the data file. They cannot be interpreted as summary statistics of the population of interest.

fad06v3: In time of crisis we can turn to each other for support.

| | |
|---------------------------|--|
| Information | [Type= discrete] [Format=numeric] [Range= 1-4] [Missing=*] |
| Statistics [NW/ W] | [Valid=681 /-] [Invalid=1 /-] |

| Value | Label | Cases | Percentage |
|---------|---------------------------------------|-------|------------|
| 1 | Strongly agree/Concordo fortemente | 158 | 23.2% |
| 2 | Agree/Concordo | 447 | 65.6% |
| 3 | Disagree/Discordo | 57 | 8.4% |
| 4 | Strongly disagree/Discordo fortemente | 19 | 2.8% |
| Sysmiss | | 1 | |

Warning: these figures indicate the number of cases found in the data file. They cannot be interpreted as summary statistics of the population of interest.

fad07v3: We don't know what to do when an emergency comes up.

| | |
|---------------------------|--|
| Information | [Type= discrete] [Format=numeric] [Range= 1-4] [Missing=*] |
| Statistics [NW/ W] | [Valid=681 /-] [Invalid=1 /-] |

| Value | Label | Cases | Percentage |
|---------|--------------------------------------|-------|------------|
| 1 | Strongly agree/Ndabyemera cyane | 106 | 15.6% |
| 2 | Agree/Ndabyemera | 415 | 60.9% |
| 3 | Disagree/Simbyemera | 151 | 22.2% |
| 4 | Strongly disagree/Simbyemera na gato | 9 | 1.3% |
| Sysmiss | | 1 | |

Warning: these figures indicate the number of cases found in the data file. They cannot be interpreted as summary statistics of the population of interest.

fad08v3: We sometimes run out of things that we need

| | |
|---------------------------|---|
| Information | [Type= continuous] [Format=numeric] [Range= 1-4] [Missing=*] |
| Statistics [NW/ W] | [Valid=681 /-] [Invalid=1 /-] [Mean=2.537 /-] [StdDev=0.638 /-] |

fad09v3: We are reluctant to show our affection for each other.

| | |
|---------------------------|--|
| Information | [Type= discrete] [Format=numeric] [Range= 1-4] [Missing=*] |
| Statistics [NW/ W] | [Valid=681 /-] [Invalid=1 /-] |

| # fad09v3: We are reluctant to show our affection for each other. | | | |
|--|--------------------------------------|--|------------|
| Value | Label | Cases | Percentage |
| 1 | Strongly agree/Ndabyemera cyane | 112 | 16.4% |
| 2 | Agree/Ndabyemera | 392 | 57.6% |
| 3 | Disagree/Simbyemera | 167 | 24.5% |
| 4 | Strongly disagree/Simbyemera na gato | 10 | 1.5% |
| Sysmiss | | 1 | |
| <i>Warning: these figures indicate the number of cases found in the data file. They cannot be interpreted as summary statistics of the population of interest.</i> | | | |
| # fad10v3: We make sure members meet their family responsibilities. | | | |
| Information | | [Type= discrete] [Format=numeric] [Range= 1-4] [Missing=*] | |
| Statistics [NW/ W] | | [Valid=681 /-] [Invalid=1 /-] | |
| Value | Label | Cases | Percentage |
| 1 | Strongly agree/Ndabyemera cyane | 84 | 12.3% |
| 2 | Agree/Ndabyemera | 397 | 58.3% |
| 3 | Disagree/Simbyemera | 163 | 23.9% |
| 4 | Strongly disagree/Simbyemera na gato | 37 | 5.4% |
| Sysmiss | | 1 | |
| <i>Warning: these figures indicate the number of cases found in the data file. They cannot be interpreted as summary statistics of the population of interest.</i> | | | |
| # fad11v3: We cannot talk to each other about sadness we feel. | | | |
| Information | | [Type= discrete] [Format=numeric] [Range= 1-4] [Missing=*] | |
| Statistics [NW/ W] | | [Valid=681 /-] [Invalid=1 /-] | |
| Value | Label | Cases | Percentage |
| 1 | Strongly agree/Ndabyemera cyane | 65 | 9.5% |
| 2 | Agree/Ndabyemera | 331 | 48.6% |
| 2.5 | | 1 | 0.1% |
| 3 | Disagree/Simbyemera | 242 | 35.5% |
| 4 | Strongly disagree/Simbyemera na gato | 42 | 6.2% |
| Sysmiss | | 1 | |
| <i>Warning: these figures indicate the number of cases found in the data file. They cannot be interpreted as summary statistics of the population of interest.</i> | | | |
| # fad12v3: We usually act on our decisions regarding problems. | | | |
| Information | | [Type= discrete] [Format=numeric] [Range= 1-4] [Missing=*] | |
| Statistics [NW/ W] | | [Valid=491 /-] [Invalid=191 /-] | |
| Value | Label | Cases | Percentage |
| 1 | Strongly agree/Ndabyemera cyane | 105 | 21.4% |
| 2 | Agree/Ndabyemera | 346 | 70.5% |
| 3 | Disagree/Simbyemera | 32 | 6.5% |
| 4 | Strongly disagree/Simbyemera na gato | 8 | 1.6% |
| Sysmiss | | 191 | |
| <i>Warning: these figures indicate the number of cases found in the data file. They cannot be interpreted as summary statistics of the population of interest.</i> | | | |
| # fad13v3: You only get the interest of others when something is important to them. | | | |
| Information | | [Type= discrete] [Format=numeric] [Range= 1-4] [Missing=*] | |
| Statistics [NW/ W] | | [Valid=681 /-] [Invalid=1 /-] | |
| Value | Label | Cases | Percentage |
| 1 | Strongly agree/Ndabyemera cyane | 89 | 13.1% |

| # fad13v3: You only get the interest of others when something is important to them. | | | |
|--|--|-------|------------|
| Value | Label | Cases | Percentage |
| 1.5 | | 10 | 1.5% |
| 2 | Agree/Ndabyemera | 332 | 48.8% |
| 2.5 | | 60 | 8.8% |
| 3 | Disagree/Simbyemera | 169 | 24.8% |
| 3.5 | | 4 | 0.6% |
| 4 | Strongly disagree/Simbyemera na gato | 17 | 2.5% |
| Sysmiss | | 1 | |
| <i>Warning: these figures indicate the number of cases found in the data file. They cannot be interpreted as summary statistics of the population of interest.</i> | | | |
| # fad14v3: You can't tell how a person is feeling from what they are saying. | | | |
| Information | [Type= discrete] [Format=numeric] [Range= 1-4] [Missing=*] | | |
| Statistics [NW/ W] | [Valid=681 /-] [Invalid=1 /-] | | |
| Value | Label | Cases | Percentage |
| 1 | Strongly agree/Concordo fortemente | 74 | 10.9% |
| 2 | Agree/Concordo | 267 | 39.2% |
| 3 | Disagree/Discordo | 297 | 43.6% |
| 4 | Strongly disagree/Discordo fortemente | 43 | 6.3% |
| Sysmiss | | 1 | |
| <i>Warning: these figures indicate the number of cases found in the data file. They cannot be interpreted as summary statistics of the population of interest.</i> | | | |
| # fad15v3: Family tasks don't get spread around enough. | | | |
| Information | [Type= discrete] [Format=numeric] [Range= 1-4] [Missing=*] | | |
| Statistics [NW/ W] | [Valid=681 /-] [Invalid=1 /-] | | |
| Value | Label | Cases | Percentage |
| 1 | Strongly agree/Concordo fortemente | 65 | 9.5% |
| 2 | Agree/Concordo | 321 | 47.1% |
| 3 | Disagree/Discordo | 257 | 37.7% |
| 4 | Strongly disagree/Discordo fortemente | 38 | 5.6% |
| Sysmiss | | 1 | |
| <i>Warning: these figures indicate the number of cases found in the data file. They cannot be interpreted as summary statistics of the population of interest.</i> | | | |
| # fad16v3: Individuals are accepted for what they are. | | | |
| Information | [Type= discrete] [Format=numeric] [Range= 1-4] [Missing=*] | | |
| Statistics [NW/ W] | [Valid=681 /-] [Invalid=1 /-] | | |
| Value | Label | Cases | Percentage |
| 1 | Strongly agree/Ndabyemera cyane | 112 | 16.4% |
| 2 | Agree/Ndabyemera | 471 | 69.2% |
| 2.5 | | 1 | 0.1% |
| 3 | Disagree/Simbyemera | 88 | 12.9% |
| 4 | Strongly disagree/Simbyemera na gato | 9 | 1.3% |
| Sysmiss | | 1 | |
| <i>Warning: these figures indicate the number of cases found in the data file. They cannot be interpreted as summary statistics of the population of interest.</i> | | | |
| # fad17v3: You can easily get away with breaking the rules. | | | |
| Information | [Type= discrete] [Format=numeric] [Range= 1-4] [Missing=*] | | |
| Statistics [NW/ W] | [Valid=681 /-] [Invalid=1 /-] | | |

| # fad17v3: You can easily get away with breaking the rules. | | | |
|--|--|--------------|-------------------|
| Value | Label | Cases | Percentage |
| 1 | Strongly agree/Ndabyemera cyane | 121 | 17.8% |
| 2 | Agree/Ndabyemera | 444 | 65.2% |
| 3 | Disagree/Simbyemera | 108 | 15.9% |
| 4 | Strongly disagree/Simbyemera na gato | 8 | 1.2% |
| Sysmiss | | 1 | |
| <i>Warning: these figures indicate the number of cases found in the data file. They cannot be interpreted as summary statistics of the population of interest.</i> | | | |
| # fad18v3: People come right out and say things instead of hinting at them. | | | |
| Information | [Type= discrete] [Format=numeric] [Range= 1-4] [Missing=*] | | |
| Statistics [NW/ W] | [Valid=681 /-] [Invalid=1 /-] | | |
| Value | Label | Cases | Percentage |
| 1 | Strongly agree/Ndabyemera cyane | 77 | 11.3% |
| 2 | Agree/Ndabyemera | 372 | 54.6% |
| 3 | Disagree/Simbyemera | 180 | 26.4% |
| 4 | Strongly disagree/Simbyemera na gato | 52 | 7.6% |
| Sysmiss | | 1 | |
| <i>Warning: these figures indicate the number of cases found in the data file. They cannot be interpreted as summary statistics of the population of interest.</i> | | | |
| # fad19v3: Some of us just don't respond emotionally. | | | |
| Information | [Type= discrete] [Format=numeric] [Range= 1-4] [Missing=*] | | |
| Statistics [NW/ W] | [Valid=681 /-] [Invalid=1 /-] | | |
| Value | Label | Cases | Percentage |
| 1 | Strongly agree/Concordo fortemente | 84 | 12.3% |
| 2 | Agree/Concordo | 334 | 49.0% |
| 3 | Disagree/Discordo | 245 | 36.0% |
| 4 | Strongly disagree/Discordo fortemente | 18 | 2.6% |
| Sysmiss | | 1 | |
| <i>Warning: these figures indicate the number of cases found in the data file. They cannot be interpreted as summary statistics of the population of interest.</i> | | | |
| # fad20v3: We know what to do in an emergency. | | | |
| Information | [Type= discrete] [Format=numeric] [Range= 1-4] [Missing=*] | | |
| Statistics [NW/ W] | [Valid=681 /-] [Invalid=1 /-] | | |
| Value | Label | Cases | Percentage |
| 1 | Strongly agree/Concordo fortemente | 102 | 15.0% |
| 2 | Agree/Concordo | 474 | 69.6% |
| 3 | Disagree/Discordo | 95 | 14.0% |
| 4 | Strongly disagree/Discordo fortemente | 10 | 1.5% |
| Sysmiss | | 1 | |
| <i>Warning: these figures indicate the number of cases found in the data file. They cannot be interpreted as summary statistics of the population of interest.</i> | | | |
| # fad21v3: We avoid discussing our fears and concerns. | | | |
| Information | [Type= discrete] [Format=numeric] [Range= 1-4] [Missing=*] | | |
| Statistics [NW/ W] | [Valid=681 /-] [Invalid=1 /-] | | |
| Value | Label | Cases | Percentage |
| 1 | Strongly agree/Ndabyemera cyane | 59 | 8.7% |
| 2 | Agree/Ndabyemera | 317 | 46.5% |

fad21v3: We avoid discussing our fears and concerns.

| Value | Label | Cases | Percentage |
|---------|--------------------------------------|-------|------------|
| 2.5 | | 1 | 0.1% |
| 3 | Disagree/Simbyemera | 265 | 38.9% |
| 4 | Strongly disagree/Simbyemera na gato | 39 | 5.7% |
| Sysmiss | | 1 | |

Warning: these figures indicate the number of cases found in the data file. They cannot be interpreted as summary statistics of the population of interest.

fad22v3: It is difficult to talk to each other about tender feelings

| | |
|---------------------------|---|
| Information | [Type= continuous] [Format=numeric] [Range= 1-4] [Missing=*] |
| Statistics [NW/ W] | [Valid=681 /-] [Invalid=1 /-] [Mean=2.771 /-] [StdDev=0.643 /-] |

fad23v3: We have trouble meeting our bills.

| | |
|---------------------------|--|
| Information | [Type= discrete] [Format=numeric] [Range= 1-4] [Missing=*] |
| Statistics [NW/ W] | [Valid=681 /-] [Invalid=1 /-] |

| Value | Label | Cases | Percentage |
|---------|--------------------------------------|-------|------------|
| 1 | Strongly agree/Ndabyemera cyane | 100 | 14.7% |
| 2 | Agree/Ndabyemera | 240 | 35.2% |
| 3 | Disagree/Simbyemera | 280 | 41.1% |
| 4 | Strongly disagree/Simbyemera na gato | 61 | 9.0% |
| Sysmiss | | 1 | |

Warning: these figures indicate the number of cases found in the data file. They cannot be interpreted as summary statistics of the population of interest.

fad24v3: After our family tries to solve a problem, we usually discuss whether it worked

| | |
|---------------------------|--|
| Information | [Type= discrete] [Format=numeric] [Range= 1-4] [Missing=*] |
| Statistics [NW/ W] | [Valid=491 /-] [Invalid=191 /-] |

| Value | Label | Cases | Percentage |
|---------|--------------------------------------|-------|------------|
| 1 | Strongly agree/Ndabyemera cyane | 96 | 19.6% |
| 2 | Agree/Ndabyemera | 341 | 69.5% |
| 3 | Disagree/Simbyemera | 45 | 9.2% |
| 4 | Strongly disagree/Simbyemera na gato | 9 | 1.8% |
| Sysmiss | | 191 | |

Warning: these figures indicate the number of cases found in the data file. They cannot be interpreted as summary statistics of the population of interest.

fad25v3: We are too self centered.

| | |
|---------------------------|--|
| Information | [Type= discrete] [Format=numeric] [Range= 1-4] [Missing=*] |
| Statistics [NW/ W] | [Valid=681 /-] [Invalid=1 /-] |

| Value | Label | Cases | Percentage |
|---------|---------------------------------------|-------|------------|
| 1 | Strongly agree/Concordo fortemente | 150 | 22.0% |
| 2 | Agree/Concordo | 398 | 58.4% |
| 3 | Disagree/Discordo | 110 | 16.2% |
| 4 | Strongly disagree/Discordo fortemente | 23 | 3.4% |
| Sysmiss | | 1 | |

Warning: these figures indicate the number of cases found in the data file. They cannot be interpreted as summary statistics of the population of interest.

fad26v3: We can express feelings to each other.

| | |
|---------------------------|--|
| Information | [Type= discrete] [Format=numeric] [Range= 1-4] [Missing=*] |
| Statistics [NW/ W] | [Valid=681 /-] [Invalid=1 /-] |

| # fad26v3: We can express feelings to each other. | | | |
|--|---|-------|------------|
| Value | Label | Cases | Percentage |
| 1 | Strongly agree/Concordo fortemente | 120 | 17.6% |
| 2 | Agree/Concordo | 470 | 69.0% |
| 2.5 | | 1 | 0.1% |
| 3 | Disagree/Discordo | 78 | 11.5% |
| 4 | Strongly disagree/Discordo fortemente | 12 | 1.8% |
| Sysmiss | | 1 | |
| <i>Warning: these figures indicate the number of cases found in the data file. They cannot be interpreted as summary statistics of the population of interest.</i> | | | |
| # fad27v3: We have no clear expectations about toilet habits. | | | |
| Information | [Type= discrete] [Format=numeric] [Range= 1-4] [Missing=*] | | |
| Statistics [NW/ W] | [Valid=681 /-] [Invalid=1 /-] | | |
| Value | Label | Cases | Percentage |
| 1 | Strongly agree/Concordo fortemente | 180 | 26.4% |
| 2 | Agree/Concordo | 404 | 59.3% |
| 3 | Disagree/Discordo | 93 | 13.7% |
| 4 | Strongly disagree/Discordo fortemente | 4 | 0.6% |
| Sysmiss | | 1 | |
| <i>Warning: these figures indicate the number of cases found in the data file. They cannot be interpreted as summary statistics of the population of interest.</i> | | | |
| # fad28v3: We don't show our love for each other. | | | |
| Information | [Type= discrete] [Format=numeric] [Range= 1-4] [Missing=*] | | |
| Statistics [NW/ W] | [Valid=681 /-] [Invalid=1 /-] | | |
| Value | Label | Cases | Percentage |
| 1 | Strongly agree/Ndabyemera cyane | 121 | 17.8% |
| 2 | Agree/Ndabyemera | 394 | 57.9% |
| 3 | Disagree/Simbyemera | 154 | 22.6% |
| 4 | Strongly disagree/Simbyemera na gato | 12 | 1.8% |
| Sysmiss | | 1 | |
| <i>Warning: these figures indicate the number of cases found in the data file. They cannot be interpreted as summary statistics of the population of interest.</i> | | | |
| # fad29v3: We talk to people directly rather than through go-betweens | | | |
| Information | [Type= continuous] [Format=numeric] [Range= 1-4] [Missing=*] | | |
| Statistics [NW/ W] | [Valid=681 /-] [Invalid=1 /-] [Mean=2.229 /-] [StdDev=0.643 /-] | | |
| # fad30v3: Each of us has particular duties and responsibilities | | | |
| Information | [Type= continuous] [Format=numeric] [Range= 1-4] [Missing=*] | | |
| Statistics [NW/ W] | [Valid=681 /-] [Invalid=1 /-] [Mean=2.463 /-] [StdDev=0.638 /-] | | |
| # fad31v3: There are lots of bad feelings in the family. | | | |
| Information | [Type= discrete] [Format=numeric] [Range= 1-4] [Missing=*] | | |
| Statistics [NW/ W] | [Valid=681 /-] [Invalid=1 /-] | | |
| Value | Label | Cases | Percentage |
| 1 | Strongly agree/Ndabyemera cyane | 94 | 13.8% |
| 2 | Agree/Ndabyemera | 338 | 49.6% |
| 2.5 | | 1 | 0.1% |
| 3 | Disagree/Simbyemera | 202 | 29.7% |

fad31v3: There are lots of bad feelings in the family.

| Value | Label | Cases | Percentage |
|---------|--------------------------------------|-------|------------|
| 4 | Strongly disagree/Simbyemera na gato | 46 | 6.8% |
| Sysmiss | | 1 | |

Warning: these figures indicate the number of cases found in the data file. They cannot be interpreted as summary statistics of the population of interest.

fad32v3: We have rules about hitting people.

| | |
|---------------------------|--|
| Information | [Type= discrete] [Format=numeric] [Range= 1-4] [Missing=*] |
| Statistics [NW/ W] | [Valid=681 /-] [Invalid=1 /-] |

| Value | Label | Cases | Percentage |
|---------|--------------------------------------|-------|------------|
| 1 | Strongly agree/Ndabyemera cyane | 51 | 7.5% |
| 2 | Agree/Ndabyemera | 260 | 38.2% |
| 3 | Disagree/Simbyemera | 284 | 41.7% |
| 4 | Strongly disagree/Simbyemera na gato | 86 | 12.6% |
| Sysmiss | | 1 | |

Warning: these figures indicate the number of cases found in the data file. They cannot be interpreted as summary statistics of the population of interest.

fad33v3: We get involved with each other only when something interests us.

| | |
|---------------------------|--|
| Information | [Type= discrete] [Format=numeric] [Range= 1-4] [Missing=*] |
| Statistics [NW/ W] | [Valid=681 /-] [Invalid=1 /-] |

| Value | Label | Cases | Percentage |
|---------|--------------------------------------|-------|------------|
| 1 | Strongly agree/Ndabyemera cyane | 103 | 15.1% |
| 1.5 | | 10 | 1.5% |
| 2 | Agree/Ndabyemera | 334 | 49.0% |
| 2.5 | | 60 | 8.8% |
| 3 | Disagree/Simbyemera | 153 | 22.5% |
| 3.5 | | 4 | 0.6% |
| 4 | Strongly disagree/Simbyemera na gato | 17 | 2.5% |
| Sysmiss | | 1 | |

Warning: these figures indicate the number of cases found in the data file. They cannot be interpreted as summary statistics of the population of interest.

fad34v3: There's little time to explore personal interests.

| | |
|---------------------------|--|
| Information | [Type= discrete] [Format=numeric] [Range= 1-4] [Missing=*] |
| Statistics [NW/ W] | [Valid=681 /-] [Invalid=1 /-] |

| Value | Label | Cases | Percentage |
|---------|--------------------------------------|-------|------------|
| 1 | Strongly agree/Ndabyemera cyane | 75 | 11.0% |
| 2 | Agree/Ndabyemera | 317 | 46.5% |
| 3 | Disagree/Simbyemera | 254 | 37.3% |
| 4 | Strongly disagree/Simbyemera na gato | 35 | 5.1% |
| Sysmiss | | 1 | |

Warning: these figures indicate the number of cases found in the data file. They cannot be interpreted as summary statistics of the population of interest.

fad35v3: We don't often say what we mean

| | |
|---------------------------|---|
| Information | [Type= continuous] [Format=numeric] [Range= 1-4] [Missing=*] |
| Statistics [NW/ W] | [Valid=681 /-] [Invalid=1 /-] [Mean=2.771 /-] [StdDev=0.643 /-] |

fad36v3: We feel accepted for what we are.

| | |
|---------------------------|--|
| Information | [Type= discrete] [Format=numeric] [Range= 1-4] [Missing=*] |
| Statistics [NW/ W] | [Valid=681 /-] [Invalid=1 /-] |

| # fad36v3: We feel accepted for what we are. | | | |
|--|--|--------------|-------------------|
| Value | Label | Cases | Percentage |
| 1 | Strongly agree/Ndabyemera cyane | 122 | 17.9% |
| 2 | Agree/Ndabyemera | 469 | 68.9% |
| 2.5 | | 1 | 0.1% |
| 3 | Disagree/Simbyemera | 77 | 11.3% |
| 4 | Strongly disagree/Simbyemera na gato | 12 | 1.8% |
| Sysmiss | | 1 | |
| <i>Warning: these figures indicate the number of cases found in the data file. They cannot be interpreted as summary statistics of the population of interest.</i> | | | |
| # fad37v3: We show interest in each other only when they can get something out of it person | | | |
| Information | [Type= discrete] [Format=numeric] [Range= 1-4] [Missing=*] | | |
| Statistics [NW/ W] | [Valid=681 /-] [Invalid=1 /-] | | |
| Value | Label | Cases | Percentage |
| 1 | Strongly agree/Ndabyemera cyane | 104 | 15.3% |
| 1.5 | | 10 | 1.5% |
| 2 | Agree/Ndabyemera | 356 | 52.3% |
| 2.5 | | 60 | 8.8% |
| 3 | Disagree/Simbyemera | 129 | 18.9% |
| 3.5 | | 4 | 0.6% |
| 4 | Strongly disagree/Simbyemera na gato | 18 | 2.6% |
| Sysmiss | | 1 | |
| <i>Warning: these figures indicate the number of cases found in the data file. They cannot be interpreted as summary statistics of the population of interest.</i> | | | |
| # fad38v3: We resolve most emotional upsets that come up. | | | |
| Information | [Type= discrete] [Format=numeric] [Range= 1-4] [Missing=*] | | |
| Statistics [NW/ W] | [Valid=491 /-] [Invalid=191 /-] | | |
| Value | Label | Cases | Percentage |
| 1 | Strongly agree/Ndabyemera cyane | 93 | 18.9% |
| 2 | Agree/Ndabyemera | 331 | 67.4% |
| 3 | Disagree/Simbyemera | 58 | 11.8% |
| 4 | Strongly disagree/Simbyemera na gato | 9 | 1.8% |
| Sysmiss | | 191 | |
| <i>Warning: these figures indicate the number of cases found in the data file. They cannot be interpreted as summary statistics of the population of interest.</i> | | | |
| # fad39v3: Tenderness takes second place to other things in our family. | | | |
| Information | [Type= discrete] [Format=numeric] [Range= 1-4] [Missing=*] | | |
| Statistics [NW/ W] | [Valid=681 /-] [Invalid=1 /-] | | |
| Value | Label | Cases | Percentage |
| 1 | Strongly agree/Ndabyemera cyane | 91 | 13.4% |
| 2 | Agree/Ndabyemera | 305 | 44.8% |
| 3 | Disagree/Simbyemera | 269 | 39.5% |
| 4 | Strongly disagree/Simbyemera na gato | 16 | 2.3% |
| Sysmiss | | 1 | |
| <i>Warning: these figures indicate the number of cases found in the data file. They cannot be interpreted as summary statistics of the population of interest.</i> | | | |

| # fad40v3: We discuss who is to do household jobs. | | | |
|--|--|--------------|-------------------|
| Information | [Type= discrete] [Format=numeric] [Range= 1-4] [Missing=*] | | |
| Statistics [NW/ W] | [Valid=681 /-] [Invalid=1 /-] | | |
| Value | Label | Cases | Percentage |
| 1 | Strongly agree/Ndabyemera cyane | 62 | 9.1% |
| 2 | Agree/Ndabyemera | 386 | 56.7% |
| 3 | Disagree/Simbyemera | 191 | 28.0% |
| 4 | Strongly disagree/Simbyemera na gato | 42 | 6.2% |
| Sysmiss | | 1 | |
| <i>Warning: these figures indicate the number of cases found in the data file. They cannot be interpreted as summary statistics of the population of interest.</i> | | | |
| # fad41v3: Making decisions is a problem for our family. | | | |
| Information | [Type= discrete] [Format=numeric] [Range= 1-4] [Missing=*] | | |
| Statistics [NW/ W] | [Valid=681 /-] [Invalid=1 /-] | | |
| Value | Label | Cases | Percentage |
| 1 | Strongly agree/Concordo fortemente | 110 | 16.2% |
| 2 | Agree/Concordo | 434 | 63.7% |
| 2.5 | | 1 | 0.1% |
| 3 | Disagree/Discordo | 121 | 17.8% |
| 4 | Strongly disagree/Discordo fortemente | 15 | 2.2% |
| Sysmiss | | 1 | |
| <i>Warning: these figures indicate the number of cases found in the data file. They cannot be interpreted as summary statistics of the population of interest.</i> | | | |
| # fad42v3: Our family shows interest in each other only when they can get something out of | | | |
| Information | [Type= discrete] [Format=numeric] [Range= 1-4] [Missing=*] | | |
| Statistics [NW/ W] | [Valid=681 /-] [Invalid=1 /-] | | |
| Value | Label | Cases | Percentage |
| 1 | Strongly agree/Ndabyemera cyane | 108 | 15.9% |
| 1.5 | | 10 | 1.5% |
| 2 | Agree/Ndabyemera | 348 | 51.1% |
| 2.5 | | 60 | 8.8% |
| 3 | Disagree/Simbyemera | 132 | 19.4% |
| 3.5 | | 4 | 0.6% |
| 4 | Strongly disagree/Simbyemera na gato | 19 | 2.8% |
| Sysmiss | | 1 | |
| <i>Warning: these figures indicate the number of cases found in the data file. They cannot be interpreted as summary statistics of the population of interest.</i> | | | |
| # fad43v3: We are frank with each other. | | | |
| Information | [Type= discrete] [Format=numeric] [Range= 1-4] [Missing=*] | | |
| Statistics [NW/ W] | [Valid=681 /-] [Invalid=1 /-] | | |
| Value | Label | Cases | Percentage |
| 1 | Strongly agree/Ndabyemera cyane | 115 | 16.9% |
| 2 | Agree/Ndabyemera | 395 | 58.0% |
| 3 | Disagree/Simbyemera | 132 | 19.4% |
| 4 | Strongly disagree/Simbyemera na gato | 39 | 5.7% |
| Sysmiss | | 1 | |
| <i>Warning: these figures indicate the number of cases found in the data file. They cannot be interpreted as summary statistics of the population of interest.</i> | | | |

fad44v3: We don't hold any rules or standards.**Information** [Type= discrete] [Format=numeric] [Range= 1-4] [Missing=*]**Statistics [NW/ W]** [Valid=681 /-] [Invalid=1 /-]

| Value | Label | Cases | Percentage |
|---------|--------------------------------------|-------|------------|
| 1 | Strongly agree/Ndabyemera cyane | 120 | 17.6% |
| 2 | Agree/Ndabyemera | 430 | 63.1% |
| 3 | Disagree/Simbyemera | 124 | 18.2% |
| 4 | Strongly disagree/Simbyemera na gato | 7 | 1.0% |
| Sysmiss | | 1 | |

*Warning: these figures indicate the number of cases found in the data file. They cannot be interpreted as summary statistics of the population of interest.***# fad45v3: If people are asked to do something, then need reminding.****Information** [Type= discrete] [Format=numeric] [Range= 1-4] [Missing=*]**Statistics [NW/ W]** [Valid=681 /-] [Invalid=1 /-]

| Value | Label | Cases | Percentage |
|---------|--------------------------------------|-------|------------|
| 1 | Strongly agree/Ndabyemera cyane | 53 | 7.8% |
| 2 | Agree/Ndabyemera | 266 | 39.1% |
| 3 | Disagree/Simbyemera | 323 | 47.4% |
| 4 | Strongly disagree/Simbyemera na gato | 39 | 5.7% |
| Sysmiss | | 1 | |

*Warning: these figures indicate the number of cases found in the data file. They cannot be interpreted as summary statistics of the population of interest.***# fad46v3: We are able to make decisions about how to solve problems.****Information** [Type= discrete] [Format=numeric] [Range= 1-4] [Missing=*]**Statistics [NW/ W]** [Valid=681 /-] [Invalid=1 /-]

| Value | Label | Cases | Percentage |
|---------|--------------------------------------|-------|------------|
| 1 | Strongly agree/Ndabyemera cyane | 95 | 14.0% |
| 2 | Agree/Ndabyemera | 486 | 71.4% |
| 2.5 | | 1 | 0.1% |
| 3 | Disagree/Simbyemera | 85 | 12.5% |
| 4 | Strongly disagree/Simbyemera na gato | 14 | 2.1% |
| Sysmiss | | 1 | |

*Warning: these figures indicate the number of cases found in the data file. They cannot be interpreted as summary statistics of the population of interest.***# fad47v3: If the rules are broken, we don't know what to expect.****Information** [Type= discrete] [Format=numeric] [Range= 1-4] [Missing=*]**Statistics [NW/ W]** [Valid=681 /-] [Invalid=1 /-]

| Value | Label | Cases | Percentage |
|---------|---------------------------------------|-------|------------|
| 1 | Strongly agree/Concordo fortemente | 103 | 15.1% |
| 2 | Agree/Concordo | 451 | 66.2% |
| 3 | Disagree/Discordo | 116 | 17.0% |
| 4 | Strongly disagree/Discordo fortemente | 11 | 1.6% |
| Sysmiss | | 1 | |

*Warning: these figures indicate the number of cases found in the data file. They cannot be interpreted as summary statistics of the population of interest.***# fad48v3: Anything goes in our family.****Information** [Type= discrete] [Format=numeric] [Range= 1-4] [Missing=*]**Statistics [NW/ W]** [Valid=681 /-] [Invalid=1 /-]

| # fad48v3: Anything goes in our family. | | | |
|--|--|--------------|-------------------|
| Value | Label | Cases | Percentage |
| 1 | Strongly agree/Ndabyemera cyane | 109 | 16.0% |
| 2 | Agree/Ndabyemera | 329 | 48.3% |
| 3 | Disagree/Simbyemera | 218 | 32.0% |
| 4 | Strongly disagree/Simbyemera na gato | 25 | 3.7% |
| Sysmiss | | 1 | |
| <i>Warning: these figures indicate the number of cases found in the data file. They cannot be interpreted as summary statistics of the population of interest.</i> | | | |
| # fad49v3: We express tenderness. | | | |
| Information | [Type= discrete] [Format=numeric] [Range= 1-4] [Missing=*] | | |
| Statistics [NW/ W] | [Valid=681 /-] [Invalid=1 /-] | | |
| Value | Label | Cases | Percentage |
| 1 | Strongly agree/Ndabyemera cyane | 78 | 11.5% |
| 2 | Agree/Ndabyemera | 389 | 57.1% |
| 3 | Disagree/Simbyemera | 174 | 25.6% |
| 4 | Strongly disagree/Simbyemera na gato | 40 | 5.9% |
| Sysmiss | | 1 | |
| <i>Warning: these figures indicate the number of cases found in the data file. They cannot be interpreted as summary statistics of the population of interest.</i> | | | |
| # fad50v3: We confront problems involving feelings. | | | |
| Information | [Type= discrete] [Format=numeric] [Range= 1-4] [Missing=*] | | |
| Statistics [NW/ W] | [Valid=491 /-] [Invalid=191 /-] | | |
| Value | Label | Cases | Percentage |
| 1 | Strongly agree/Ndabyemera cyane | 92 | 18.7% |
| 2 | Agree/Ndabyemera | 332 | 67.6% |
| 3 | Disagree/Simbyemera | 59 | 12.0% |
| 4 | Strongly disagree/Simbyemera na gato | 8 | 1.6% |
| Sysmiss | | 191 | |
| <i>Warning: these figures indicate the number of cases found in the data file. They cannot be interpreted as summary statistics of the population of interest.</i> | | | |
| # fad51v3: We don't get along well together. | | | |
| Information | [Type= discrete] [Format=numeric] [Range= 1-4] [Missing=*] | | |
| Statistics [NW/ W] | [Valid=681 /-] [Invalid=1 /-] | | |
| Value | Label | Cases | Percentage |
| 1 | Strongly agree/Concordo fortemente | 135 | 19.8% |
| 2 | Agree/Concordo | 438 | 64.3% |
| 2.5 | | 1 | 0.1% |
| 3 | Disagree/Discordo | 89 | 13.1% |
| 4 | Strongly disagree/Discordo fortemente | 18 | 2.6% |
| Sysmiss | | 1 | |
| <i>Warning: these figures indicate the number of cases found in the data file. They cannot be interpreted as summary statistics of the population of interest.</i> | | | |
| # fad52v3: We don't talk to each other when we are angry. | | | |
| Information | [Type= discrete] [Format=numeric] [Range= 1-4] [Missing=*] | | |
| Statistics [NW/ W] | [Valid=681 /-] [Invalid=1 /-] | | |
| Value | Label | Cases | Percentage |
| 1 | Strongly agree/Ndabyemera cyane | 79 | 11.6% |

| # fad52v3: We don't talk to each other when we are angry. | | | |
|--|--|--------------|-------------------|
| Value | Label | Cases | Percentage |
| 2 | Agree/Ndabyemera | 296 | 43.5% |
| 3 | Disagree/Simbyemera | 261 | 38.3% |
| 4 | Strongly disagree/Simbyemera na gato | 45 | 6.6% |
| Sysmiss | | 1 | |
| <i>Warning: these figures indicate the number of cases found in the data file. They cannot be interpreted as summary statistics of the population of interest.</i> | | | |
| # fad53v3: We are generally dissatisfied with the family duties assigned to us. | | | |
| Information | [Type= discrete] [Format=numeric] [Range= 1-4] [Missing=*] | | |
| Statistics [NW/ W] | [Valid=681 /-] [Invalid=1 /-] | | |
| Value | Label | Cases | Percentage |
| 1 | Strongly agree/Ndabyemera cyane | 76 | 11.2% |
| 2 | Agree/Ndabyemera | 407 | 59.8% |
| 3 | Disagree/Simbyemera | 168 | 24.7% |
| 4 | Strongly disagree/Simbyemera na gato | 30 | 4.4% |
| Sysmiss | | 1 | |
| <i>Warning: these figures indicate the number of cases found in the data file. They cannot be interpreted as summary statistics of the population of interest.</i> | | | |
| # fad54v3: Even though we mean well, we intrude too much into each other's lives. | | | |
| Information | [Type= discrete] [Format=numeric] [Range= 1-4] [Missing=*] | | |
| Statistics [NW/ W] | [Valid=491 /-] [Invalid=191 /-] | | |
| Value | Label | Cases | Percentage |
| 1 | Strongly agree/Ndabyemera cyane | 70 | 14.3% |
| 2 | Agree/Ndabyemera | 257 | 52.3% |
| 3 | Disagree/Simbyemera | 154 | 31.4% |
| 4 | Strongly disagree/Simbyemera na gato | 10 | 2.0% |
| Sysmiss | | 191 | |
| <i>Warning: these figures indicate the number of cases found in the data file. They cannot be interpreted as summary statistics of the population of interest.</i> | | | |
| # fad55v3: There are rules about dangerous situations. | | | |
| Information | [Type= discrete] [Format=numeric] [Range= 1-4] [Missing=*] | | |
| Statistics [NW/ W] | [Valid=681 /-] [Invalid=1 /-] | | |
| Value | Label | Cases | Percentage |
| 1 | Strongly agree/Ndabyemera cyane | 43 | 6.3% |
| 2 | Agree/Ndabyemera | 311 | 45.7% |
| 3 | Disagree/Simbyemera | 282 | 41.4% |
| 4 | Strongly disagree/Simbyemera na gato | 45 | 6.6% |
| Sysmiss | | 1 | |
| <i>Warning: these figures indicate the number of cases found in the data file. They cannot be interpreted as summary statistics of the population of interest.</i> | | | |
| # fad56v3: We confide in each other. | | | |
| Information | [Type= discrete] [Format=numeric] [Range= 1-4] [Missing=*] | | |
| Statistics [NW/ W] | [Valid=681 /-] [Invalid=1 /-] | | |
| Value | Label | Cases | Percentage |
| 1 | Strongly agree/Concordo fortemente | 129 | 18.9% |
| 2 | Agree/Concordo | 433 | 63.6% |
| 2.5 | | 1 | 0.1% |

| # fad56v3: We confide in each other. | | | |
|--|---|-------|------------|
| Value | Label | Cases | Percentage |
| 3 | Disagree/Discordo | 92 | 13.5% |
| 4 | Strongly disagree/Discordo fortemente | 26 | 3.8% |
| Sysmiss | | 1 | |
| <i>Warning: these figures indicate the number of cases found in the data file. They cannot be interpreted as summary statistics of the population of interest.</i> | | | |
| # fad57v3: We cry openly. | | | |
| Information | [Type= discrete] [Format=numeric] [Range= 1-4] [Missing=*] | | |
| Statistics [NW/ W] | [Valid=681 /-] [Invalid=1 /-] | | |
| Value | Label | Cases | Percentage |
| 1 | Strongly agree/Ndabyemera cyane | 54 | 7.9% |
| 2 | Agree/Ndabyemera | 301 | 44.2% |
| 3 | Disagree/Simbyemera | 279 | 41.0% |
| 4 | Strongly disagree/Simbyemera na gato | 47 | 6.9% |
| Sysmiss | | 1 | |
| <i>Warning: these figures indicate the number of cases found in the data file. They cannot be interpreted as summary statistics of the population of interest.</i> | | | |
| # fad58v3: We don't have reasonable transport | | | |
| Information | [Type= continuous] [Format=numeric] [Range= 1-4] [Missing=*] | | |
| Statistics [NW/ W] | [Valid=681 /-] [Invalid=1 /-] [Mean=2.537 /-] [StdDev=0.638 /-] | | |
| # fad59v3: When we don't like what someone has done, we tell them. | | | |
| Information | [Type= discrete] [Format=numeric] [Range= 1-4] [Missing=*] | | |
| Statistics [NW/ W] | [Valid=681 /-] [Invalid=1 /-] | | |
| Value | Label | Cases | Percentage |
| 1 | Strongly agree/Ndabyemera cyane | 93 | 13.7% |
| 2 | Agree/Ndabyemera | 429 | 63.0% |
| 3 | Disagree/Simbyemera | 120 | 17.6% |
| 4 | Strongly disagree/Simbyemera na gato | 39 | 5.7% |
| Sysmiss | | 1 | |
| <i>Warning: these figures indicate the number of cases found in the data file. They cannot be interpreted as summary statistics of the population of interest.</i> | | | |
| # fad60v3: We try to think of different ways to solve problems. | | | |
| Information | [Type= discrete] [Format=numeric] [Range= 1-4] [Missing=*] | | |
| Statistics [NW/ W] | [Valid=491 /-] [Invalid=191 /-] | | |
| Value | Label | Cases | Percentage |
| 1 | Strongly agree/Ndabyemera cyane | 109 | 22.2% |
| 2 | Agree/Ndabyemera | 339 | 69.0% |
| 3 | Disagree/Simbyemera | 40 | 8.1% |
| 4 | Strongly disagree/Simbyemera na gato | 3 | 0.6% |
| Sysmiss | | 191 | |
| <i>Warning: these figures indicate the number of cases found in the data file. They cannot be interpreted as summary statistics of the population of interest.</i> | | | |
| # fadaffectinvolv3: v3 FADAffectInvolv | | | |
| Information | [Type= continuous] [Format=numeric] [Range= 1-4] [Missing=*] | | |
| Statistics [NW/ W] | [Valid=681 /-] [Invalid=1 /-] [Mean=2.229 /-] [StdDev=0.55 /-] | | |
| # fadaffectrespv3: v3 FADAffectResp | | | |
| Information | [Type= continuous] [Format=numeric] [Range= 1-3.66666674613953] [Missing=*] | | |

| # fadaffectedrespv3: v3 FADAffectResp | | | |
|--|--|-------|------------|
| Statistics [NW/ W] | [Valid=681 /-] [Invalid=1 /-] [Mean=2.253 /-] [StdDev=0.413 /-] | | |
| # fadbehcontv3: v3 FADBehCont | | | |
| Information | [Type= continuous] [Format=numeric] [Range= 1-3.1111116409302] [Missing=*] | | |
| Statistics [NW/ W] | [Valid=681 /-] [Invalid=1 /-] [Mean=2.154 /-] [StdDev=0.349 /-] | | |
| # fadcommunicationv3: v3 FADCommunication | | | |
| Information | [Type= continuous] [Format=numeric] [Range= 1.66666662693024-2.94444441795349] [Missing=*] | | |
| Statistics [NW/ W] | [Valid=681 /-] [Invalid=1 /-] [Mean=2.388 /-] [StdDev=0.216 /-] | | |
| # fadgenfamfuncv3: v3 FADGenFamFunc | | | |
| Information | [Type= continuous] [Format=numeric] [Range= 1-3.66666674613953] [Missing=*] | | |
| Statistics [NW/ W] | [Valid=681 /-] [Invalid=1 /-] [Mean=2.116 /-] [StdDev=0.389 /-] | | |
| # fadprob_solvv3: v3 FADProb_solv | | | |
| Information | [Type= continuous] [Format=numeric] [Range= 1-4] [Missing=*] | | |
| Statistics [NW/ W] | [Valid=491 /-] [Invalid=191 /-] [Mean=1.922 /-] [StdDev=0.486 /-] | | |
| # fadrolesv3: v3 FADRoles | | | |
| Information | [Type= continuous] [Format=numeric] [Range= 1.27272725105286-3.27272725105286] [Missing=*] | | |
| Statistics [NW/ W] | [Valid=681 /-] [Invalid=1 /-] [Mean=2.417 /-] [StdDev=0.316 /-] | | |
| # fadcompletev3: v3 FADcomplete | | | |
| Information | [Type= discrete] [Format=numeric] [Range= 0-2] [Missing=*] | | |
| Statistics [NW/ W] | [Valid=681 /-] [Invalid=1 /-] | | |
| Value | Label | Cases | Percentage |
| 0 | Incomplete | 0 | |
| 1 | Unverified | 63 | 9.3% |
| 2 | Complete | 618 | 90.7% |
| Sysmiss | | 1 | |
| <i>Warning: these figures indicate the number of cases found in the data file. They cannot be interpreted as summary statistics of the population of interest.</i> | | | |
| # gad1_vv2: v2 GAD1_V | | | |
| Information | [Type= discrete] [Format=numeric] [Range= 0-3] [Missing=*] | | |
| Statistics [NW/ W] | [Valid=682 /-] [Invalid=0 /-] | | |
| Value | Label | Cases | Percentage |
| 0 | Not at all/Nenhum dia | 312 | 45.7% |
| 1 | Several days/Alguns dias | 301 | 44.1% |
| 2 | Over half the days/Em mais da metade dos dias | 42 | 6.2% |
| 3 | Nearly every day/Quase todo o dia | 27 | 4.0% |
| <i>Warning: these figures indicate the number of cases found in the data file. They cannot be interpreted as summary statistics of the population of interest.</i> | | | |
| # gad2_vv2: v2 GAD2_V | | | |
| Information | [Type= discrete] [Format=numeric] [Range= 0-3] [Missing=*] | | |
| Statistics [NW/ W] | [Valid=681 /-] [Invalid=1 /-] | | |
| Value | Label | Cases | Percentage |
| 0 | Not at all/Nenhum dia | 335 | 49.2% |
| 1 | Several days/Alguns dias | 263 | 38.6% |
| 2 | Over half the days/Em mais da metade dos dias | 51 | 7.5% |

| # gad2_vv2: v2 GAD2_V | | | |
|--|--|--------------|-------------------|
| Value | Label | Cases | Percentage |
| 3 | Nearly every day/Quase todo o dia | 32 | 4.7% |
| Sysmiss | | 1 | |
| <i>Warning: these figures indicate the number of cases found in the data file. They cannot be interpreted as summary statistics of the population of interest.</i> | | | |
| # gad3_vv2: v2 GAD3_V | | | |
| Information | [Type= discrete] [Format=numeric] [Range= 0-3] [Missing=*] | | |
| Statistics [NW/ W] | [Valid=682 /-] [Invalid=0 /-] | | |
| Value | Label | Cases | Percentage |
| 0 | Not at all/Nenhum dia | 233 | 34.2% |
| 1 | Several days/Alguns dias | 345 | 50.6% |
| 2 | Over half the days/Em mais da metade dos dias | 61 | 8.9% |
| 3 | Nearly every day/Quase todo o dia | 43 | 6.3% |
| <i>Warning: these figures indicate the number of cases found in the data file. They cannot be interpreted as summary statistics of the population of interest.</i> | | | |
| # gad4_vv2: v2 GAD4_V | | | |
| Information | [Type= discrete] [Format=numeric] [Range= 0-3] [Missing=*] | | |
| Statistics [NW/ W] | [Valid=682 /-] [Invalid=0 /-] | | |
| Value | Label | Cases | Percentage |
| 0 | Not at all/Nenhum dia | 368 | 54.0% |
| 1 | Several days/Alguns dias | 221 | 32.4% |
| 2 | Over half the days/Em mais da metade dos dias | 48 | 7.0% |
| 3 | Nearly every day/Quase todo o dia | 45 | 6.6% |
| <i>Warning: these figures indicate the number of cases found in the data file. They cannot be interpreted as summary statistics of the population of interest.</i> | | | |
| # gad5_vv2: v2 GAD5_V | | | |
| Information | [Type= discrete] [Format=numeric] [Range= 0-3] [Missing=*] | | |
| Statistics [NW/ W] | [Valid=682 /-] [Invalid=0 /-] | | |
| Value | Label | Cases | Percentage |
| 0 | Not at all/Nenhum dia | 450 | 66.0% |
| 1 | Several days/Alguns dias | 162 | 23.8% |
| 2 | Over half the days/Em mais da metade dos dias | 40 | 5.9% |
| 3 | Nearly every day/Quase todo o dia | 30 | 4.4% |
| <i>Warning: these figures indicate the number of cases found in the data file. They cannot be interpreted as summary statistics of the population of interest.</i> | | | |
| # gad6_vv2: v2 GAD6_V | | | |
| Information | [Type= discrete] [Format=numeric] [Range= 0-3] [Missing=*] | | |
| Statistics [NW/ W] | [Valid=682 /-] [Invalid=0 /-] | | |
| Value | Label | Cases | Percentage |
| 0 | Not at all/Nenhum dia | 327 | 47.9% |
| 1 | Several days/Alguns dias | 284 | 41.6% |
| 2 | Over half the days/Em mais da metade dos dias | 44 | 6.5% |
| 3 | Nearly every day/Quase todo o dia | 27 | 4.0% |
| <i>Warning: these figures indicate the number of cases found in the data file. They cannot be interpreted as summary statistics of the population of interest.</i> | | | |
| # gad7_vv2: v2 GAD7_V | | | |
| Information | [Type= discrete] [Format=numeric] [Range= 0-3] [Missing=*] | | |
| Statistics [NW/ W] | [Valid=682 /-] [Invalid=0 /-] | | |

gad7_vv2: v2 GAD7_V

| Value | Label | Cases | Percentage |
|-------|---|-------|------------|
| 0 | Not at all/Nenhum dia | 323 | 47.4% |
| 1 | Several days/Alguns dias | 279 | 40.9% |
| 2 | Over half the days/Em mais da metade dos dias | 49 | 7.2% |
| 3 | Nearly every day/Quase todo o dia | 31 | 4.5% |

Warning: these figures indicate the number of cases found in the data file. They cannot be interpreted as summary statistics of the population of interest.

u_mh_4_how_difficult_wrkv2: v2 u_mh_4_how_difficult_wrk

| | |
|---------------------------|--|
| Information | [Type= discrete] [Format=numeric] [Range= 0-3] [Missing=*] |
| Statistics [NW/ W] | [Valid=576 /-] [Invalid=106 /-] |

| Value | Label | Cases | Percentage |
|---------|---|-------|------------|
| 0 | Not Difficult At All/Não dificultou de forma alguma | 198 | 34.4% |
| 1 | Somewhat Difficult/Dificultou um pouco | 291 | 50.5% |
| 2 | Very Difficult/Dificultou muito | 81 | 14.1% |
| 3 | Extremely Difficult/Dificultou extremamente | 6 | 1.0% |
| Sysmiss | | 106 | |

Warning: these figures indicate the number of cases found in the data file. They cannot be interpreted as summary statistics of the population of interest.

gad_summedv2: v2 GAD_summed

| | |
|---------------------------|---|
| Information | [Type= continuous] [Format=numeric] [Range= 0-21] [Missing=*] |
| Statistics [NW/ W] | [Valid=673 /-] [Invalid=9 /-] [Mean=4.741 /-] [StdDev=4.059 /-] |

gadttotal_v2

| | |
|---------------------------|---|
| Information | [Type= continuous] [Format=numeric] [Range= 0-21] [Missing=*] |
| Statistics [NW/ W] | [Valid=682 /-] [Invalid=0 /-] [Mean=4.736 /-] [StdDev=4.078 /-] |

gadrisk_v2: Anxiety risk score 10+

| | |
|---------------------------|--|
| Information | [Type= discrete] [Format=numeric] [Range= 0-1] [Missing=*] |
| Statistics [NW/ W] | [Valid=682 /-] [Invalid=0 /-] |

gad1_vv3: v3 GAD1_V

| | |
|---------------------------|--|
| Information | [Type= discrete] [Format=numeric] [Range= 0-3] [Missing=*] |
| Statistics [NW/ W] | [Valid=681 /-] [Invalid=1 /-] |

| Value | Label | Cases | Percentage |
|---------|---|-------|------------|
| 0 | Not at all/Nenhum dia | 415 | 60.9% |
| 1 | Several days/Alguns dias | 209 | 30.7% |
| 2 | Over half the days/Em mais da metade dos dias | 42 | 6.2% |
| 3 | Nearly every day/Quase todo o dia | 15 | 2.2% |
| Sysmiss | | 1 | |

Warning: these figures indicate the number of cases found in the data file. They cannot be interpreted as summary statistics of the population of interest.

gad2_vv3: v3 GAD2_V

| | |
|---------------------------|--|
| Information | [Type= discrete] [Format=numeric] [Range= 0-3] [Missing=*] |
| Statistics [NW/ W] | [Valid=682 /-] [Invalid=0 /-] |

| Value | Label | Cases | Percentage |
|-------|---|-------|------------|
| 0 | Not at all/Nenhum dia | 422 | 61.9% |
| 1 | Several days/Alguns dias | 202 | 29.6% |
| 2 | Over half the days/Em mais da metade dos dias | 37 | 5.4% |

| # gad2_vv3: v3 GAD2_V | | | |
|--|--|--------------|-------------------|
| Value | Label | Cases | Percentage |
| 3 | Nearly every day/Quase todo o dia | 21 | 3.1% |
| <i>Warning: these figures indicate the number of cases found in the data file. They cannot be interpreted as summary statistics of the population of interest.</i> | | | |
| # gad3_vv3: v3 GAD3_V | | | |
| Information | [Type= discrete] [Format=numeric] [Range= 0-3] [Missing=*] | | |
| Statistics [NW/ W] | [Valid=682 /-] [Invalid=0 /-] | | |
| Value | Label | Cases | Percentage |
| 0 | Not at all/Nenhum dia | 350 | 51.3% |
| 1 | Several days/Alguns dias | 267 | 39.1% |
| 2 | Over half the days/Em mais da metade dos dias | 42 | 6.2% |
| 3 | Nearly every day/Quase todo o dia | 23 | 3.4% |
| <i>Warning: these figures indicate the number of cases found in the data file. They cannot be interpreted as summary statistics of the population of interest.</i> | | | |
| # gad4_vv3: v3 GAD4_V | | | |
| Information | [Type= discrete] [Format=numeric] [Range= 0-3] [Missing=*] | | |
| Statistics [NW/ W] | [Valid=682 /-] [Invalid=0 /-] | | |
| Value | Label | Cases | Percentage |
| 0 | Not at all/Nenhum dia | 449 | 65.8% |
| 1 | Several days/Alguns dias | 177 | 26.0% |
| 2 | Over half the days/Em mais da metade dos dias | 32 | 4.7% |
| 3 | Nearly every day/Quase todo o dia | 24 | 3.5% |
| <i>Warning: these figures indicate the number of cases found in the data file. They cannot be interpreted as summary statistics of the population of interest.</i> | | | |
| # gad5_vv3: v3 GAD5_V | | | |
| Information | [Type= discrete] [Format=numeric] [Range= 0-3] [Missing=*] | | |
| Statistics [NW/ W] | [Valid=682 /-] [Invalid=0 /-] | | |
| Value | Label | Cases | Percentage |
| 0 | Not at all/Nenhum dia | 556 | 81.5% |
| 1 | Several days/Alguns dias | 92 | 13.5% |
| 2 | Over half the days/Em mais da metade dos dias | 22 | 3.2% |
| 3 | Nearly every day/Quase todo o dia | 12 | 1.8% |
| <i>Warning: these figures indicate the number of cases found in the data file. They cannot be interpreted as summary statistics of the population of interest.</i> | | | |
| # gad6_vv3: v3 GAD6_V | | | |
| Information | [Type= discrete] [Format=numeric] [Range= 0-3] [Missing=*] | | |
| Statistics [NW/ W] | [Valid=682 /-] [Invalid=0 /-] | | |
| Value | Label | Cases | Percentage |
| 0 | Not at all/Nenhum dia | 408 | 59.8% |
| 1 | Several days/Alguns dias | 223 | 32.7% |
| 2 | Over half the days/Em mais da metade dos dias | 37 | 5.4% |
| 3 | Nearly every day/Quase todo o dia | 14 | 2.1% |
| <i>Warning: these figures indicate the number of cases found in the data file. They cannot be interpreted as summary statistics of the population of interest.</i> | | | |
| # gad7_vv3: v3 GAD7_V | | | |
| Information | [Type= discrete] [Format=numeric] [Range= 0-3] [Missing=*] | | |
| Statistics [NW/ W] | [Valid=682 /-] [Invalid=0 /-] | | |

gad7_vv3: v3 GAD7_V

| Value | Label | Cases | Percentage |
|-------|---|-------|------------|
| 0 | Not at all/Nenhum dia | 430 | 63.0% |
| 1 | Several days/Alguns dias | 197 | 28.9% |
| 2 | Over half the days/Em mais da metade dos dias | 40 | 5.9% |
| 3 | Nearly every day/Quase todo o dia | 15 | 2.2% |

Warning: these figures indicate the number of cases found in the data file. They cannot be interpreted as summary statistics of the population of interest.

gad_summedv3: v3 GAD_summed






| | |
|---------------------------|--|
| Information | [Type= continuous] [Format=numeric] [Range= 0-21] [Missing=*] |
| Statistics [NW/ W] | [Valid=637 /-] [Invalid=45 /-] [Mean=3.433 /-] [StdDev=3.763 /-] |

gadttotal_v3

| | |
|---------------------------|---|
| Information | [Type= continuous] [Format=numeric] [Range= 0-21] [Missing=*] |
| Statistics [NW/ W] | [Valid=682 /-] [Invalid=0 /-] [Mean=3.289 /-] [StdDev=3.708 /-] |

gadrisk_v3: Anxiety risk score 10+

| | |
|---------------------------|--|
| Information | [Type= discrete] [Format=numeric] [Range= 0-1] [Missing=*] |
| Statistics [NW/ W] | [Valid=682 /-] [Invalid=0 /-] |

| # gad_change | | | |
|--|---|--------------|---|
| Information | [Type= discrete] [Format=numeric] [Range= -1-1] [Missing=*] | | |
| Statistics [NW/ W] | [Valid=682 /-] [Invalid=0 /-] | | |
| # phq1_vv2: v2 PHQ1_interest | | | |
| Information | [Type= discrete] [Format=numeric] [Range= 0-3] [Missing=*] | | |
| Statistics [NW/ W] | [Valid=682 /-] [Invalid=0 /-] | | |
| Value | Label | Cases | Percentage |
| 0 | Not at all/Nenhum dia | 300 |  44.0% |
| 1 | Several days/Alguns dias | 291 |  42.7% |
| 2 | More than half the days/Em mais da metade dos dias | 55 |  8.1% |
| 3 | Nearly every day/Quase todo o dia | 36 |  5.3% |
| <i>Warning: these figures indicate the number of cases found in the data file. They cannot be interpreted as summary statistics of the population of interest.</i> | | | |
| # phq2_vv2: v2 PHQ2_depressed | | | |
| Information | [Type= discrete] [Format=numeric] [Range= 0-3] [Missing=*] | | |
| Statistics [NW/ W] | [Valid=682 /-] [Invalid=0 /-] | | |
| Value | Label | Cases | Percentage |
| 0 | Not at all/Nenhum dia | 324 |  47.5% |
| 1 | Several days/Alguns dias | 261 |  38.3% |
| 2 | More than half the days/Em mais da metade dos dias | 62 |  9.1% |
| 3 | Nearly every day/Quase todo o dia | 35 |  5.1% |
| <i>Warning: these figures indicate the number of cases found in the data file. They cannot be interpreted as summary statistics of the population of interest.</i> | | | |
| # phq3_vv2: v2 PHQ3_sleep | | | |
| Information | [Type= discrete] [Format=numeric] [Range= 0-3] [Missing=*] | | |
| Statistics [NW/ W] | [Valid=682 /-] [Invalid=0 /-] | | |
| Value | Label | Cases | Percentage |
| 0 | Not at all/Nenhum dia | 342 |  50.1% |
| 1 | Several days/Alguns dias | 234 |  34.3% |
| 2 | More than half the days/Em mais da metade dos dias | 55 |  8.1% |
| 3 | Nearly every day/Quase todo o dia | 51 |  7.5% |
| <i>Warning: these figures indicate the number of cases found in the data file. They cannot be interpreted as summary statistics of the population of interest.</i> | | | |
| # phq4_vv2: v2 PHQ4_energy | | | |
| Information | [Type= discrete] [Format=numeric] [Range= 0-3] [Missing=*] | | |
| Statistics [NW/ W] | [Valid=682 /-] [Invalid=0 /-] | | |
| Value | Label | Cases | Percentage |
| 0 | Not at all/Nenhum dia | 197 |  28.9% |
| 1 | Several days/Alguns dias | 356 |  52.2% |
| 2 | More than half the days/Em mais da metade dos dias | 74 |  10.9% |
| 3 | Nearly every day/Quase todo o dia | 55 |  8.1% |
| <i>Warning: these figures indicate the number of cases found in the data file. They cannot be interpreted as summary statistics of the population of interest.</i> | | | |
| # phq5_vv2: v2 PHQ5_appetite | | | |
| Information | [Type= discrete] [Format=numeric] [Range= 0-3] [Missing=*] | | |
| Statistics [NW/ W] | [Valid=682 /-] [Invalid=0 /-] | | |

| # phq5_vv2: v2 PHQ5_appetite | | | |
|--|--|--------------|-------------------|
| Value | Label | Cases | Percentage |
| 0 | Not at all/Nenhum dia | 333 | 48.8% |
| 1 | Several days/Alguns dias | 248 | 36.4% |
| 2 | More than half the days/Em mais da metade dos dias | 55 | 8.1% |
| 3 | Nearly every day/Quase todo o dia | 46 | 6.7% |
| <i>Warning: these figures indicate the number of cases found in the data file. They cannot be interpreted as summary statistics of the population of interest.</i> | | | |
| # phq6_vv2: v2 PHQ6_failure | | | |
| Information | [Type= discrete] [Format=numeric] [Range= 0-3] [Missing=*] | | |
| Statistics [NW/ W] | [Valid=682 /-] [Invalid=0 /-] | | |
| Value | Label | Cases | Percentage |
| 0 | Not at all/Nenhum dia | 403 | 59.1% |
| 1 | Several days/Alguns dias | 196 | 28.7% |
| 2 | More than half the days/Em mais da metade dos dias | 51 | 7.5% |
| 3 | Nearly every day/Quase todo o dia | 32 | 4.7% |
| <i>Warning: these figures indicate the number of cases found in the data file. They cannot be interpreted as summary statistics of the population of interest.</i> | | | |
| # phq7_vv2: v2 PHQ7_concentrate | | | |
| Information | [Type= discrete] [Format=numeric] [Range= 0-3] [Missing=*] | | |
| Statistics [NW/ W] | [Valid=682 /-] [Invalid=0 /-] | | |
| Value | Label | Cases | Percentage |
| 0 | Not at all/Nenhum dia | 465 | 68.2% |
| 1 | Several days/Alguns dias | 150 | 22.0% |
| 2 | More than half the days/Em mais da metade dos dias | 28 | 4.1% |
| 3 | Nearly every day/Quase todo o dia | 39 | 5.7% |
| <i>Warning: these figures indicate the number of cases found in the data file. They cannot be interpreted as summary statistics of the population of interest.</i> | | | |
| # phq8_vv2: v2 PHQ8_restless | | | |
| Information | [Type= discrete] [Format=numeric] [Range= 0-3] [Missing=*] | | |
| Statistics [NW/ W] | [Valid=682 /-] [Invalid=0 /-] | | |
| Value | Label | Cases | Percentage |
| 0 | Not at all/Nenhum dia | 465 | 68.2% |
| 1 | Several days/Alguns dias | 153 | 22.4% |
| 2 | More than half the days/Em mais da metade dos dias | 40 | 5.9% |
| 3 | Nearly every day/Quase todo o dia | 24 | 3.5% |
| <i>Warning: these figures indicate the number of cases found in the data file. They cannot be interpreted as summary statistics of the population of interest.</i> | | | |
| # phq9_vv2: v2 PHQ9_tsh | | | |
| Information | [Type= discrete] [Format=numeric] [Range= 0-3] [Missing=*] | | |
| Statistics [NW/ W] | [Valid=682 /-] [Invalid=0 /-] | | |
| Value | Label | Cases | Percentage |
| 0 | Not at all/Nenhum dia | 540 | 79.2% |
| 1 | Several days/Alguns dias | 113 | 16.6% |
| 2 | More than half the days/Em mais da metade dos dias | 21 | 3.1% |
| 3 | Nearly every day/Quase todo o dia | 8 | 1.2% |
| <i>Warning: these figures indicate the number of cases found in the data file. They cannot be interpreted as summary statistics of the population of interest.</i> | | | |

| # phqtotal_vv2: v2 PHQtotal_V | | | |
|--|--|---|------------|
| Information | | [Type= continuous] [Format=numeric] [Range= 0-27] [Missing=*] | |
| Statistics [NW/ W] | | [Valid=674 /-] [Invalid=8 /-] [Mean=5.687 /-] [StdDev=4.758 /-] | |
| # phqdifficult_vv2: v2 PHQdifficult_V | | | |
| Information | | [Type= discrete] [Format=numeric] [Range= 0-3] [Missing=*] | |
| Statistics [NW/ W] | | [Valid=591 /-] [Invalid=91 /-] | |
| Value | Label | Cases | Percentage |
| 0 | Not Difficult At All/Não difícutou de forma alguma | 208 | 35.2% |
| 1 | Somewhat Difficult/Difícutou um pouco | 280 | 47.4% |
| 2 | Very Difficult/Difícutou muito | 90 | 15.2% |
| 3 | Extremely Difficult/Difícutou extremamente | 13 | 2.2% |
| Sysmiss | | 91 | |
| <i>Warning: these figures indicate the number of cases found in the data file. They cannot be interpreted as summary statistics of the population of interest.</i> | | | |
| # phqhelp_vv2: v2 PHQhelp_V | | | |
| Information | | [Type= discrete] [Format=numeric] [Range= 0-1] [Missing=*] | |
| Statistics [NW/ W] | | [Valid=117 /-] [Invalid=565 /-] | |
| Value | Label | Cases | Percentage |
| 0 | No/Não | 14 | 12.0% |
| 1 | Yes/Sim | 103 | 88.0% |
| Sysmiss | | 565 | |
| <i>Warning: these figures indicate the number of cases found in the data file. They cannot be interpreted as summary statistics of the population of interest.</i> | | | |
| # phq1_vv3: v3 PHQ1_V | | | |
| Information | | [Type= discrete] [Format=numeric] [Range= 0-3] [Missing=*] | |
| Statistics [NW/ W] | | [Valid=682 /-] [Invalid=0 /-] | |
| Value | Label | Cases | Percentage |
| 0 | Not at all/Nenhum dia | 434 | 63.6% |
| 1 | Several days/Alguns dias | 190 | 27.9% |
| 2 | More than half the days/Em mais da metade dos dias | 38 | 5.6% |
| 3 | Nearly every day/Quase todo o dia | 20 | 2.9% |
| <i>Warning: these figures indicate the number of cases found in the data file. They cannot be interpreted as summary statistics of the population of interest.</i> | | | |
| # phq2_vv3: v3 PHQ2_V | | | |
| Information | | [Type= discrete] [Format=numeric] [Range= 0-3] [Missing=*] | |
| Statistics [NW/ W] | | [Valid=682 /-] [Invalid=0 /-] | |
| Value | Label | Cases | Percentage |
| 0 | Not at all/Nenhum dia | 427 | 62.6% |
| 1 | Several days/Alguns dias | 200 | 29.3% |
| 2 | More than half the days/Em mais da metade dos dias | 40 | 5.9% |
| 3 | Nearly every day/Quase todo o dia | 15 | 2.2% |
| <i>Warning: these figures indicate the number of cases found in the data file. They cannot be interpreted as summary statistics of the population of interest.</i> | | | |
| # phq3_vv3: v3 PHQ3_V | | | |
| Information | | [Type= discrete] [Format=numeric] [Range= 0-3] [Missing=*] | |
| Statistics [NW/ W] | | [Valid=682 /-] [Invalid=0 /-] | |

phq3_vv3: v3 PHQ3_V

| Value | Label | Cases | Percentage |
|-------|--|-------|------------|
| 0 | Not at all/Nenhum dia | 445 | 65.2% |
| 1 | Several days/Alguns dias | 177 | 26.0% |
| 2 | More than half the days/Em mais da metade dos dias | 39 | 5.7% |
| 3 | Nearly every day/Quase todo o dia | 21 | 3.1% |

Warning: these figures indicate the number of cases found in the data file. They cannot be interpreted as summary statistics of the population of interest.

phq4_vv3: v3 PHQ4_V

| | |
|---------------------------|--|
| Information | [Type= discrete] [Format=numeric] [Range= 0-3] [Missing=*] |
| Statistics [NW/ W] | [Valid=682 /-] [Invalid=0 /-] |

| Value | Label | Cases | Percentage |
|-------|--|-------|------------|
| 0 | Not at all/Nenhum dia | 328 | 48.1% |
| 1 | Several days/Alguns dias | 268 | 39.3% |
| 2 | More than half the days/Em mais da metade dos dias | 61 | 8.9% |
| 3 | Nearly every day/Quase todo o dia | 25 | 3.7% |

Warning: these figures indicate the number of cases found in the data file. They cannot be interpreted as summary statistics of the population of interest.

phq5_vv3: v3 PHQ5_V

| | |
|---------------------------|--|
| Information | [Type= discrete] [Format=numeric] [Range= 0-3] [Missing=*] |
| Statistics [NW/ W] | [Valid=682 /-] [Invalid=0 /-] |

| Value | Label | Cases | Percentage |
|-------|--|-------|------------|
| 0 | Not at all/Nenhum dia | 436 | 63.9% |
| 1 | Several days/Alguns dias | 181 | 26.5% |
| 2 | More than half the days/Em mais da metade dos dias | 48 | 7.0% |
| 3 | Nearly every day/Quase todo o dia | 17 | 2.5% |

Warning: these figures indicate the number of cases found in the data file. They cannot be interpreted as summary statistics of the population of interest.

phq6_vv3: v3 PHQ6_V

| | |
|---------------------------|--|
| Information | [Type= discrete] [Format=numeric] [Range= 0-3] [Missing=*] |
| Statistics [NW/ W] | [Valid=682 /-] [Invalid=0 /-] |

| Value | Label | Cases | Percentage |
|-------|--|-------|------------|
| 0 | Not at all/Nenhum dia | 526 | 77.1% |
| 1 | Several days/Alguns dias | 111 | 16.3% |
| 2 | More than half the days/Em mais da metade dos dias | 34 | 5.0% |
| 3 | Nearly every day/Quase todo o dia | 11 | 1.6% |

Warning: these figures indicate the number of cases found in the data file. They cannot be interpreted as summary statistics of the population of interest.

phq7_vv3: v3 PHQ7_V

| | |
|---------------------------|--|
| Information | [Type= discrete] [Format=numeric] [Range= 0-3] [Missing=*] |
| Statistics [NW/ W] | [Valid=682 /-] [Invalid=0 /-] |

| Value | Label | Cases | Percentage |
|-------|--|-------|------------|
| 0 | Not at all/Nenhum dia | 567 | 83.1% |
| 1 | Several days/Alguns dias | 94 | 13.8% |
| 2 | More than half the days/Em mais da metade dos dias | 8 | 1.2% |
| 3 | Nearly every day/Quase todo o dia | 13 | 1.9% |

Warning: these figures indicate the number of cases found in the data file. They cannot be interpreted as summary statistics of the population of interest.

| # phq8_vv3: v3 PHQ8_V | | | |
|--|---|--|------------|
| Information | | [Type= discrete] [Format=numeric] [Range= 0-3] [Missing=*] | |
| Statistics [NW/ W] | | [Valid=682 /-] [Invalid=0 /-] | |
| Value | Label | Cases | Percentage |
| 0 | Not at all/Nenhum dia | 583 | 85.5% |
| 1 | Several days/Alguns dias | 80 | 11.7% |
| 2 | More than half the days/Em mais da metade dos dias | 11 | 1.6% |
| 3 | Nearly every day/Quase todo o dia | 8 | 1.2% |
| <i>Warning: these figures indicate the number of cases found in the data file. They cannot be interpreted as summary statistics of the population of interest.</i> | | | |
| # phq9_vv3: v3 PHQ9_V | | | |
| Information | | [Type= discrete] [Format=numeric] [Range= 0-3] [Missing=*] | |
| Statistics [NW/ W] | | [Valid=680 /-] [Invalid=2 /-] | |
| Value | Label | Cases | Percentage |
| 0 | Not at all/Nenhum dia | 632 | 92.9% |
| 1 | Several days/Alguns dias | 36 | 5.3% |
| 2 | More than half the days/Em mais da metade dos dias | 9 | 1.3% |
| 3 | Nearly every day/Quase todo o dia | 3 | 0.4% |
| Sysmiss | | 2 | |
| <i>Warning: these figures indicate the number of cases found in the data file. They cannot be interpreted as summary statistics of the population of interest.</i> | | | |
| # phqtotal_vv3: v3 PHQtotal_V | | | |
| Information | | [Type= continuous] [Format=numeric] [Range= 0-25] [Missing=*] | |
| Statistics [NW/ W] | | [Valid=636 /-] [Invalid=46 /-] [Mean=3.516 /-] [StdDev=3.824 /-] | |
| # phqdifficult_vv3: v3 PHQdifficult_V | | | |
| Information | | [Type= discrete] [Format=numeric] [Range= 0-3] [Missing=*] | |
| Statistics [NW/ W] | | [Valid=493 /-] [Invalid=189 /-] | |
| Value | Label | Cases | Percentage |
| 0 | Not Difficult At All/Não difícultou de forma alguma | 189 | 38.3% |
| 1 | Somewhat Difficult/Difícultou um pouco | 245 | 49.7% |
| 2 | Very Difficult/Difícultou muito | 46 | 9.3% |
| 3 | Extremely Difficult/Difícultou extremamente | 13 | 2.6% |
| Sysmiss | | 189 | |
| <i>Warning: these figures indicate the number of cases found in the data file. They cannot be interpreted as summary statistics of the population of interest.</i> | | | |
| # u_mh_4_how_difficult_wrkv3: v3 u_mh_4_how_difficult_wrk | | | |
| Information | | [Type= discrete] [Format=numeric] [Range= 0-3] [Missing=*] | |
| Statistics [NW/ W] | | [Valid=492 /-] [Invalid=190 /-] | |
| Value | Label | Cases | Percentage |
| 0 | Not Difficult At All/Não difícultou de forma alguma | 182 | 37.0% |
| 1 | Somewhat Difficult/Difícultou um pouco | 247 | 50.2% |
| 2 | Very Difficult/Difícultou muito | 52 | 10.6% |
| 3 | Extremely Difficult/Difícultou extremamente | 11 | 2.2% |
| Sysmiss | | 190 | |
| <i>Warning: these figures indicate the number of cases found in the data file. They cannot be interpreted as summary statistics of the population of interest.</i> | | | |
| # phqhelp_vv3: v3 PHQhelp_V | | | |
| Information | | [Type= discrete] [Format=numeric] [Range= 0-1] [Missing=*] | |

| # phqhelp_vv3: v3 PHQhelp_V | | | |
|--|-------------------|--|-------------------|
| Statistics [NW/ W] | | [Valid=45 /-] [Invalid=637 /-] | |
| Value | Label | Cases | Percentage |
| 0 | No/Nã | 8 | 17.8% |
| 1 | Yes/Sim | 37 | 82.2% |
| Sysmiss | | 637 | |
| <i>Warning: these figures indicate the number of cases found in the data file. They cannot be interpreted as summary statistics of the population of interest.</i> | | | |
| # phqtotal_v2 | | | |
| Information | | [Type= continuous] [Format=numeric] [Range= 0-27] [Missing=*] | |
| Statistics [NW/ W] | | [Valid=682 /-] [Invalid=0 /-] [Mean=5.663 /-] [StdDev=4.746 /-] | |
| # phqdep_risk_v2: Depression risk score 10+ | | | |
| Information | | [Type= discrete] [Format=numeric] [Range= 0-1] [Missing=*] | |
| Statistics [NW/ W] | | [Valid=682 /-] [Invalid=0 /-] | |
| # phqtotal_v3 | | | |
| Information | | [Type= continuous] [Format=numeric] [Range= 0-25] [Missing=*] | |
| Statistics [NW/ W] | | [Valid=682 /-] [Invalid=0 /-] [Mean=3.39 /-] [StdDev=3.846 /-] | |
| # phqdep_risk_v3: Depression risk score 10+ | | | |
| Information | | [Type= discrete] [Format=numeric] [Range= 0-1] [Missing=*] | |
| Statistics [NW/ W] | | [Valid=682 /-] [Invalid=0 /-] | |
| # phq_change | | | |
| Information | | [Type= continuous] [Format=numeric] [Range= -21-21] [Missing=*] | |
| Statistics [NW/ W] | | [Valid=682 /-] [Invalid=0 /-] [Mean=-2.273 /-] [StdDev=4.967 /-] | |
| # psi01_vv2: v2 PSI01_V | | | |
| Information | | [Type= discrete] [Format=numeric] [Range= 1-5] [Missing=*] | |
| Statistics [NW/ W] | | [Valid=650 /-] [Invalid=32 /-] | |
| Value | Label | Cases | Percentage |
| 1 | Strongly agree | 61 | 9.4% |
| 2 | Agree | 255 | 39.2% |
| 3 | Not sure | 41 | 6.3% |
| 4 | Disagree | 250 | 38.5% |
| 5 | Strongly disagree | 43 | 6.6% |
| Sysmiss | | 32 | |
| <i>Warning: these figures indicate the number of cases found in the data file. They cannot be interpreted as summary statistics of the population of interest.</i> | | | |
| # psi02_vv2: v2 PSI02_V | | | |
| Information | | [Type= discrete] [Format=numeric] [Range= 1-5] [Missing=*] | |
| Statistics [NW/ W] | | [Valid=647 /-] [Invalid=35 /-] | |
| Value | Label | Cases | Percentage |
| 1 | Strongly agree | 41 | 6.3% |
| 2 | Agree | 150 | 23.2% |
| 3 | Not sure | 45 | 7.0% |
| 4 | Disagree | 309 | 47.8% |
| 5 | Strongly disagree | 102 | 15.8% |

| # psi02_vv2: v2 PSI02_V | | | |
|--|-------------------|--|------------|
| Value | Label | Cases | Percentage |
| Sysmiss | | 35 | |
| <i>Warning: these figures indicate the number of cases found in the data file. They cannot be interpreted as summary statistics of the population of interest.</i> | | | |
| # psi03_vv2: v2 PSI03_V | | | |
| Information | | [Type= discrete] [Format=numeric] [Range= 1-5] [Missing=*] | |
| Statistics [NW/ W] | | [Valid=648 /-] [Invalid=34 /-] | |
| Value | Label | Cases | Percentage |
| 1 | Strongly agree | 68 | 10.5% |
| 2 | Agree | 221 | 34.1% |
| 3 | Not sure | 42 | 6.5% |
| 4 | Disagree | 242 | 37.3% |
| 5 | Strongly disagree | 75 | 11.6% |
| Sysmiss | | 34 | |
| <i>Warning: these figures indicate the number of cases found in the data file. They cannot be interpreted as summary statistics of the population of interest.</i> | | | |
| # psi04_vv2: v2 PSI04_V | | | |
| Information | | [Type= discrete] [Format=numeric] [Range= 1-5] [Missing=*] | |
| Statistics [NW/ W] | | [Valid=647 /-] [Invalid=35 /-] | |
| Value | Label | Cases | Percentage |
| 1 | Strongly agree | 41 | 6.3% |
| 2 | Agree | 255 | 39.4% |
| 3 | Not sure | 31 | 4.8% |
| 4 | Disagree | 242 | 37.4% |
| 5 | Strongly disagree | 78 | 12.1% |
| Sysmiss | | 35 | |
| <i>Warning: these figures indicate the number of cases found in the data file. They cannot be interpreted as summary statistics of the population of interest.</i> | | | |
| # psi05_vv2: v2 PSI05_V | | | |
| Information | | [Type= discrete] [Format=numeric] [Range= 1-5] [Missing=*] | |
| Statistics [NW/ W] | | [Valid=647 /-] [Invalid=35 /-] | |
| Value | Label | Cases | Percentage |
| 1 | Strongly agree | 45 | 7.0% |
| 2 | Agree | 254 | 39.3% |
| 3 | Not sure | 33 | 5.1% |
| 4 | Disagree | 237 | 36.6% |
| 5 | Strongly disagree | 78 | 12.1% |
| Sysmiss | | 35 | |
| <i>Warning: these figures indicate the number of cases found in the data file. They cannot be interpreted as summary statistics of the population of interest.</i> | | | |
| # psi06_vv2: v2 PSI06_V | | | |
| Information | | [Type= discrete] [Format=numeric] [Range= 1-5] [Missing=*] | |
| Statistics [NW/ W] | | [Valid=647 /-] [Invalid=35 /-] | |
| Value | Label | Cases | Percentage |
| 1 | Strongly agree | 76 | 11.7% |
| 2 | Agree | 302 | 46.7% |
| 3 | Not sure | 71 | 11.0% |

| # psi06_vv2: v2 PSI06_V | | | |
|--|--|--------------|-------------------|
| Value | Label | Cases | Percentage |
| 4 | Disagree | 147 | 22.7% |
| 5 | Strongly disagree | 51 | 7.9% |
| Sysmiss | | 35 | |
| <i>Warning: these figures indicate the number of cases found in the data file. They cannot be interpreted as summary statistics of the population of interest.</i> | | | |
| # psi07_vv2: v2 PSI07_V | | | |
| Information | [Type= discrete] [Format=numeric] [Range= 1-5] [Missing=*] | | |
| Statistics [NW/ W] | [Valid=647 /-] [Invalid=35 /-] | | |
| Value | Label | Cases | Percentage |
| 1 | Strongly agree | 36 | 5.6% |
| 2 | Agree | 175 | 27.0% |
| 3 | Not sure | 32 | 4.9% |
| 4 | Disagree | 332 | 51.3% |
| 5 | Strongly disagree | 72 | 11.1% |
| Sysmiss | | 35 | |
| <i>Warning: these figures indicate the number of cases found in the data file. They cannot be interpreted as summary statistics of the population of interest.</i> | | | |
| # psi08_vv2: v2 PSI08_V | | | |
| Information | [Type= discrete] [Format=numeric] [Range= 1-5] [Missing=*] | | |
| Statistics [NW/ W] | [Valid=645 /-] [Invalid=37 /-] | | |
| Value | Label | Cases | Percentage |
| 1 | Strongly agree | 136 | 21.1% |
| 2 | Agree | 344 | 53.3% |
| 3 | Not sure | 39 | 6.0% |
| 4 | Disagree | 90 | 14.0% |
| 5 | Strongly disagree | 36 | 5.6% |
| Sysmiss | | 37 | |
| <i>Warning: these figures indicate the number of cases found in the data file. They cannot be interpreted as summary statistics of the population of interest.</i> | | | |
| # psi09_vv2: v2 PSI09_V | | | |
| Information | [Type= discrete] [Format=numeric] [Range= 1-5] [Missing=*] | | |
| Statistics [NW/ W] | [Valid=647 /-] [Invalid=35 /-] | | |
| Value | Label | Cases | Percentage |
| 1 | Strongly agree | 99 | 15.3% |
| 2 | Agree | 352 | 54.4% |
| 3 | Not sure | 24 | 3.7% |
| 4 | Disagree | 147 | 22.7% |
| 5 | Strongly disagree | 25 | 3.9% |
| Sysmiss | | 35 | |
| <i>Warning: these figures indicate the number of cases found in the data file. They cannot be interpreted as summary statistics of the population of interest.</i> | | | |
| # psi10_vv2: v2 PSI10_V | | | |
| Information | [Type= discrete] [Format=numeric] [Range= 1-5] [Missing=*] | | |
| Statistics [NW/ W] | [Valid=647 /-] [Invalid=35 /-] | | |
| Value | Label | Cases | Percentage |
| 1 | Strongly agree | 79 | 12.2% |

| # psi10_vv2: v2 PSII0_V | | | |
|--|-------------------|--|------------|
| Value | Label | Cases | Percentage |
| 2 | Agree | 293 | 45.3% |
| 3 | Not sure | 69 | 10.7% |
| 4 | Disagree | 170 | 26.3% |
| 5 | Strongly disagree | 36 | 5.6% |
| Sysmiss | | 35 | |
| <i>Warning: these figures indicate the number of cases found in the data file. They cannot be interpreted as summary statistics of the population of interest.</i> | | | |
| # psi11_vv2: v2 PSII1_V | | | |
| Information | | [Type= discrete] [Format=numeric] [Range= 1-5] [Missing=*] | |
| Statistics [NW/ W] | | [Valid=647 /-] [Invalid=35 /-] | |
| Value | Label | Cases | Percentage |
| 1 | Strongly agree | 66 | 10.2% |
| 2 | Agree | 298 | 46.1% |
| 3 | Not sure | 36 | 5.6% |
| 4 | Disagree | 212 | 32.8% |
| 5 | Strongly disagree | 35 | 5.4% |
| Sysmiss | | 35 | |
| <i>Warning: these figures indicate the number of cases found in the data file. They cannot be interpreted as summary statistics of the population of interest.</i> | | | |
| # psi12_vv2: v2 PSII2_V | | | |
| Information | | [Type= discrete] [Format=numeric] [Range= 1-5] [Missing=*] | |
| Statistics [NW/ W] | | [Valid=647 /-] [Invalid=35 /-] | |
| Value | Label | Cases | Percentage |
| 1 | Strongly agree | 60 | 9.3% |
| 2 | Agree | 245 | 37.9% |
| 3 | Not sure | 28 | 4.3% |
| 4 | Disagree | 263 | 40.6% |
| 5 | Strongly disagree | 51 | 7.9% |
| Sysmiss | | 35 | |
| <i>Warning: these figures indicate the number of cases found in the data file. They cannot be interpreted as summary statistics of the population of interest.</i> | | | |
| # psi13_vv2: v2 PSII3_V | | | |
| Information | | [Type= discrete] [Format=numeric] [Range= 1-5] [Missing=*] | |
| Statistics [NW/ W] | | [Valid=646 /-] [Invalid=36 /-] | |
| Value | Label | Cases | Percentage |
| 1 | Strongly agree | 103 | 15.9% |
| 2 | Agree | 314 | 48.6% |
| 3 | Not sure | 56 | 8.7% |
| 4 | Disagree | 141 | 21.8% |
| 5 | Strongly disagree | 32 | 5.0% |
| Sysmiss | | 36 | |
| <i>Warning: these figures indicate the number of cases found in the data file. They cannot be interpreted as summary statistics of the population of interest.</i> | | | |
| # psi14_vv2: v2 PSII4_V | | | |
| Information | | [Type= discrete] [Format=numeric] [Range= 1-5] [Missing=*] | |
| Statistics [NW/ W] | | [Valid=643 /-] [Invalid=39 /-] | |

| # psi14_vv2: v2 PSI14_V | | | |
|--|-------------------|--|------------|
| Value | Label | Cases | Percentage |
| 1 | Strongly agree | 201 | 31.3% |
| 2 | Agree | 350 | 54.4% |
| 3 | Not sure | 43 | 6.7% |
| 4 | Disagree | 42 | 6.5% |
| 5 | Strongly disagree | 7 | 1.1% |
| Sysmiss | | 39 | |
| <i>Warning: these figures indicate the number of cases found in the data file. They cannot be interpreted as summary statistics of the population of interest.</i> | | | |
| # psi15_vv2: v2 PSI15_V | | | |
| Information | | [Type= discrete] [Format=numeric] [Range= 1-5] [Missing=*] | |
| Statistics [NW/ W] | | [Valid=645 /-] [Invalid=37 /-] | |
| Value | Label | Cases | Percentage |
| 1 | Strongly agree | 136 | 21.1% |
| 2 | Agree | 321 | 49.8% |
| 3 | Not sure | 51 | 7.9% |
| 4 | Disagree | 102 | 15.8% |
| 5 | Strongly disagree | 35 | 5.4% |
| Sysmiss | | 37 | |
| <i>Warning: these figures indicate the number of cases found in the data file. They cannot be interpreted as summary statistics of the population of interest.</i> | | | |
| # psi16_vv2: v2 PSI16_V | | | |
| Information | | [Type= discrete] [Format=numeric] [Range= 1-5] [Missing=*] | |
| Statistics [NW/ W] | | [Valid=645 /-] [Invalid=37 /-] | |
| Value | Label | Cases | Percentage |
| 1 | Strongly agree | 141 | 21.9% |
| 2 | Agree | 320 | 49.6% |
| 3 | Not sure | 74 | 11.5% |
| 4 | Disagree | 94 | 14.6% |
| 5 | Strongly disagree | 16 | 2.5% |
| Sysmiss | | 37 | |
| <i>Warning: these figures indicate the number of cases found in the data file. They cannot be interpreted as summary statistics of the population of interest.</i> | | | |
| # psi17_vv2: v2 PSI17_V | | | |
| Information | | [Type= discrete] [Format=numeric] [Range= 1-5] [Missing=*] | |
| Statistics [NW/ W] | | [Valid=645 /-] [Invalid=37 /-] | |
| Value | Label | Cases | Percentage |
| 1 | Strongly agree | 151 | 23.4% |
| 2 | Agree | 373 | 57.8% |
| 3 | Not sure | 48 | 7.4% |
| 4 | Disagree | 53 | 8.2% |
| 5 | Strongly disagree | 20 | 3.1% |
| Sysmiss | | 37 | |
| <i>Warning: these figures indicate the number of cases found in the data file. They cannot be interpreted as summary statistics of the population of interest.</i> | | | |
| # psi18_vv2: v2 PSI18_V | | | |
| Information | | [Type= discrete] [Format=numeric] [Range= 1-5] [Missing=*] | |

psi18_vv2: v2 PSI18_V

Statistics [NW/ W] [Valid=646 /-] [Invalid=36 /-]

| Value | Label | Cases | Percentage |
|---------|-------------------|-------|------------|
| 1 | Strongly agree | 138 | 21.4% |
| 2 | Agree | 336 | 52.0% |
| 3 | Not sure | 82 | 12.7% |
| 4 | Disagree | 76 | 11.8% |
| 5 | Strongly disagree | 14 | 2.2% |
| Sysmiss | | 36 | |

Warning: these figures indicate the number of cases found in the data file. They cannot be interpreted as summary statistics of the population of interest.

psi19_vv2: v2 PSI19_V

Information [Type= discrete] [Format=numeric] [Range= 1-5] [Missing=*]





















Statistics [NW/ W] [Valid=645 /-] [Invalid=37 /-]

| Value | Label | Cases | Percentage |
|---------|-------------------|-------|------------|
| 1 | Strongly agree | 136 | 21.1% |
| 2 | Agree | 390 | 60.5% |
| 3 | Not sure | 59 | 9.1% |
| 4 | Disagree | 50 | 7.8% |
| 5 | Strongly disagree | 10 | 1.6% |
| Sysmiss | | 37 | |

Warning: these figures indicate the number of cases found in the data file. They cannot be interpreted as summary statistics of the population of interest.

| # psi20_vv2: v2 PSI20_V | | | |
|--|-------------------|--|------------|
| Information | | [Type= discrete] [Format=numeric] [Range= 1-5] [Missing=*] | |
| Statistics [NW/ W] | | [Valid=644 /-] [Invalid=38 /-] | |
| Value | Label | Cases | Percentage |
| 1 | Strongly agree | 110 | 17.1% |
| 2 | Agree | 365 | 56.7% |
| 3 | Not sure | 69 | 10.7% |
| 4 | Disagree | 86 | 13.4% |
| 5 | Strongly disagree | 14 | 2.2% |
| Sysmiss | | 38 | |
| <i>Warning: these figures indicate the number of cases found in the data file. They cannot be interpreted as summary statistics of the population of interest.</i> | | | |
| # psi21_vv2: v2 PSI21_V | | | |
| Information | | [Type= discrete] [Format=numeric] [Range= 1-5] [Missing=*] | |
| Statistics [NW/ W] | | [Valid=644 /-] [Invalid=38 /-] | |
| Value | Label | Cases | Percentage |
| 1 | Strongly agree | 99 | 15.4% |
| 2 | Agree | 344 | 53.4% |
| 3 | Not sure | 68 | 10.6% |
| 4 | Disagree | 113 | 17.5% |
| 5 | Strongly disagree | 20 | 3.1% |
| Sysmiss | | 38 | |
| <i>Warning: these figures indicate the number of cases found in the data file. They cannot be interpreted as summary statistics of the population of interest.</i> | | | |
| # psi22_vv2: v2 PSI22_V | | | |
| Information | | [Type= discrete] [Format=numeric] [Range= 1-5] [Missing=*] | |
| Statistics [NW/ W] | | [Valid=646 /-] [Invalid=36 /-] | |
| Value | Label | Cases | Percentage |
| 1 | Strongly agree | 155 | 24.0% |
| 2 | Agree | 301 | 46.6% |
| 3 | Not sure | 51 | 7.9% |
| 4 | Disagree | 118 | 18.3% |
| 5 | Strongly disagree | 21 | 3.3% |
| Sysmiss | | 36 | |
| <i>Warning: these figures indicate the number of cases found in the data file. They cannot be interpreted as summary statistics of the population of interest.</i> | | | |
| # psi23_vv2: v2 PSI23_V | | | |
| Information | | [Type= discrete] [Format=numeric] [Range= 1-5] [Missing=*] | |
| Statistics [NW/ W] | | [Valid=645 /-] [Invalid=37 /-] | |
| Value | Label | Cases | Percentage |
| 1 | Strongly agree | 115 | 17.8% |
| 2 | Agree | 298 | 46.2% |
| 3 | Not sure | 58 | 9.0% |
| 4 | Disagree | 165 | 25.6% |
| 5 | Strongly disagree | 9 | 1.4% |
| Sysmiss | | 37 | |
| <i>Warning: these figures indicate the number of cases found in the data file. They cannot be interpreted as summary statistics of the population of interest.</i> | | | |

| # psi24_vv2: v2 PSI24_V | | | |
|--|-------------------|--|-------------------|
| Information | | [Type= discrete] [Format=numeric] [Range= 1-5] [Missing=*] | |
| Statistics [NW/ W] | | [Valid=643 /-] [Invalid=39 /-] | |
| Value | Label | Cases | Percentage |
| 1 | Strongly agree | 93 | 14.5% |
| 2 | Agree | 339 | 52.7% |
| 3 | Not sure | 43 | 6.7% |
| 4 | Disagree | 143 | 22.2% |
| 5 | Strongly disagree | 25 | 3.9% |
| Sysmiss | | 39 | |
| <i>Warning: these figures indicate the number of cases found in the data file. They cannot be interpreted as summary statistics of the population of interest.</i> | | | |
| # psi25_vv2: v2 PSI25_V | | | |
| Information | | [Type= discrete] [Format=numeric] [Range= 1-5] [Missing=*] | |
| Statistics [NW/ W] | | [Valid=645 /-] [Invalid=37 /-] | |
| Value | Label | Cases | Percentage |
| 1 | Strongly agree | 133 | 20.6% |
| 2 | Agree | 353 | 54.7% |
| 3 | Not sure | 45 | 7.0% |
| 4 | Disagree | 100 | 15.5% |
| 5 | Strongly disagree | 14 | 2.2% |
| Sysmiss | | 37 | |
| <i>Warning: these figures indicate the number of cases found in the data file. They cannot be interpreted as summary statistics of the population of interest.</i> | | | |
| # psi26_vv2: v2 PSI26_V | | | |
| Information | | [Type= discrete] [Format=numeric] [Range= 1-5] [Missing=*] | |
| Statistics [NW/ W] | | [Valid=645 /-] [Invalid=37 /-] | |
| Value | Label | Cases | Percentage |
| 1 | Strongly agree | 118 | 18.3% |
| 2 | Agree | 340 | 52.7% |
| 3 | Not sure | 49 | 7.6% |
| 4 | Disagree | 121 | 18.8% |
| 5 | Strongly disagree | 17 | 2.6% |
| Sysmiss | | 37 | |
| <i>Warning: these figures indicate the number of cases found in the data file. They cannot be interpreted as summary statistics of the population of interest.</i> | | | |
| # psi27_vv2: v2 PSI27_V | | | |
| Information | | [Type= discrete] [Format=numeric] [Range= 1-5] [Missing=*] | |
| Statistics [NW/ W] | | [Valid=644 /-] [Invalid=38 /-] | |
| Value | Label | Cases | Percentage |
| 1 | Strongly agree | 113 | 17.5% |
| 2 | Agree | 307 | 47.7% |
| 3 | Not sure | 47 | 7.3% |
| 4 | Disagree | 172 | 26.7% |
| 5 | Strongly disagree | 5 | 0.8% |
| Sysmiss | | 38 | |
| <i>Warning: these figures indicate the number of cases found in the data file. They cannot be interpreted as summary statistics of the population of interest.</i> | | | |

| # psi28_vv2: v2 PSI28_V | | | |
|--|-------------------|--|---|
| Information | | [Type= discrete] [Format=numeric] [Range= 1-5] [Missing=*] | |
| Statistics [NW/ W] | | [Valid=645 /-] [Invalid=37 /-] | |
| Value | Label | Cases | Percentage |
| 1 | Strongly agree | 83 |  12.9% |
| 2 | Agree | 281 |  43.6% |
| 3 | Not sure | 56 |  8.7% |
| 4 | Disagree | 205 |  31.8% |
| 5 | Strongly disagree | 20 |  3.1% |
| Sysmiss | | 37 | |
| <i>Warning: these figures indicate the number of cases found in the data file. They cannot be interpreted as summary statistics of the population of interest.</i> | | | |
| # psi29_vv2: v2 PSI29_V | | | |
| Information | | [Type= discrete] [Format=numeric] [Range= 1-5] [Missing=*] | |
| Statistics [NW/ W] | | [Valid=645 /-] [Invalid=37 /-] | |
| Value | Label | Cases | Percentage |
| 1 | Strongly agree | 98 |  15.2% |
| 2 | Agree | 291 |  45.1% |
| 3 | Not sure | 56 |  8.7% |
| 4 | Disagree | 182 |  28.2% |
| 5 | Strongly disagree | 18 |  2.8% |
| Sysmiss | | 37 | |
| <i>Warning: these figures indicate the number of cases found in the data file. They cannot be interpreted as summary statistics of the population of interest.</i> | | | |
| # psi30_vv2: v2 PSI30_V | | | |
| Information | | [Type= discrete] [Format=numeric] [Range= 1-5] [Missing=*] | |
| Statistics [NW/ W] | | [Valid=645 /-] [Invalid=37 /-] | |
| Value | Label | Cases | Percentage |
| 1 | Strongly agree | 80 |  12.4% |
| 2 | Agree | 300 |  46.5% |
| 3 | Not sure | 60 |  9.3% |
| 4 | Disagree | 168 |  26.0% |
| 5 | Strongly disagree | 37 |  5.7% |
| Sysmiss | | 37 | |
| <i>Warning: these figures indicate the number of cases found in the data file. They cannot be interpreted as summary statistics of the population of interest.</i> | | | |
| # psi31_vv2: v2 PSI31_V | | | |
| Information | | [Type= discrete] [Format=numeric] [Range= 1-5] [Missing=*] | |
| Statistics [NW/ W] | | [Valid=644 /-] [Invalid=38 /-] | |
| Value | Label | Cases | Percentage |
| 1 | Strongly agree | 99 |  15.4% |
| 2 | Agree | 319 |  49.5% |
| 3 | Not sure | 46 |  7.1% |
| 4 | Disagree | 169 |  26.2% |
| 5 | Strongly disagree | 11 |  1.7% |
| Sysmiss | | 38 | |
| <i>Warning: these figures indicate the number of cases found in the data file. They cannot be interpreted as summary statistics of the population of interest.</i> | | | |

| # psi32_vv2: v2 PSI32_V | | | |
|--|--|-------|------------|
| Information | [Type= discrete] [Format=numeric] [Range= 1-5] [Missing=*] | | |
| Statistics [NW/ W] | [Valid=645 /-] [Invalid=37 /-] | | |
| Value | Label | Cases | Percentage |
| 1 | Strongly agree | 186 | 28.8% |
| 2 | Agree | 353 | 54.7% |
| 3 | Not sure | 41 | 6.4% |
| 4 | Disagree | 52 | 8.1% |
| 5 | Strongly disagree | 13 | 2.0% |
| Sysmiss | | 37 | |
| <i>Warning: these figures indicate the number of cases found in the data file. They cannot be interpreted as summary statistics of the population of interest.</i> | | | |
| # psi33_vv2: v2 PSI33_V | | | |
| Information | [Type= discrete] [Format=numeric] [Range= 1-5] [Missing=*] | | |
| Statistics [NW/ W] | [Valid=645 /-] [Invalid=37 /-] | | |
| Value | Label | Cases | Percentage |
| 1 | Strongly agree | 128 | 19.8% |
| 2 | Agree | 348 | 54.0% |
| 3 | Not sure | 42 | 6.5% |
| 4 | Disagree | 97 | 15.0% |
| 5 | Strongly disagree | 30 | 4.7% |
| Sysmiss | | 37 | |
| <i>Warning: these figures indicate the number of cases found in the data file. They cannot be interpreted as summary statistics of the population of interest.</i> | | | |
| # psi34_vv2: v2 PSI34_V | | | |
| Information | [Type= discrete] [Format=numeric] [Range= 1-5] [Missing=*] | | |
| Statistics [NW/ W] | [Valid=605 /-] [Invalid=77 /-] | | |
| Value | Label | Cases | Percentage |
| 1 | Strongly agree | 435 | 71.9% |
| 2 | Agree | 103 | 17.0% |
| 3 | Not sure | 42 | 6.9% |
| 4 | Disagree | 12 | 2.0% |
| 5 | Strongly disagree | 13 | 2.1% |
| Sysmiss | | 77 | |
| <i>Warning: these figures indicate the number of cases found in the data file. They cannot be interpreted as summary statistics of the population of interest.</i> | | | |
| # psi35_vv2: v2 PSI35_V | | | |
| Information | [Type= discrete] [Format=numeric] [Range= 1-5] [Missing=*] | | |
| Statistics [NW/ W] | [Valid=641 /-] [Invalid=41 /-] | | |
| Value | Label | Cases | Percentage |
| 1 | Strongly agree | 221 | 34.5% |
| 2 | Agree | 150 | 23.4% |
| 3 | Not sure | 223 | 34.8% |
| 4 | Disagree | 37 | 5.8% |
| 5 | Strongly disagree | 10 | 1.6% |
| Sysmiss | | 41 | |
| <i>Warning: these figures indicate the number of cases found in the data file. They cannot be interpreted as summary statistics of the population of interest.</i> | | | |

| # psi36_vv2: v2 PSI36_V | | | |
|--|--|--------------|-------------------|
| Information | [Type= discrete] [Format=numeric] [Range= 1-5] [Missing=*] | | |
| Statistics [NW/ W] | [Valid=602 /-] [Invalid=80 /-] | | |
| Value | Label | Cases | Percentage |
| 1 | Strongly agree | 107 | 17.8% |
| 2 | Agree | 223 | 37.0% |
| 3 | Not sure | 86 | 14.3% |
| 4 | Disagree | 147 | 24.4% |
| 5 | Strongly disagree | 39 | 6.5% |
| Sysmiss | | 80 | |
| <i>Warning: these figures indicate the number of cases found in the data file. They cannot be interpreted as summary statistics of the population of interest.</i> | | | |
| # psidefres_vv2: v2 PSIDefRes_V | | | |
| Information | [Type= continuous] [Format=numeric] [Range= 5-33] [Missing=*] | | |
| Statistics [NW/ W] | [Valid=650 /-] [Invalid=32 /-] [Mean=20.218 /-] [StdDev=5.344 /-] | | |
| # psiparentdis_scale_vv2: v2 PSIParentDis_Scale_V | | | |
| Information | [Type= continuous] [Format=numeric] [Range= 5-58] [Missing=*] | | |
| Statistics [NW/ W] | [Valid=650 /-] [Invalid=32 /-] [Mean=34.682 /-] [StdDev=8.892 /-] | | |
| # psiparentchild_scale_vv2: v2 PSIParentChild_Scale_V | | | |
| Information | [Type= continuous] [Format=numeric] [Range= 12-52] [Missing=*] | | |
| Statistics [NW/ W] | [Valid=646 /-] [Invalid=36 /-] [Mean=27.296 /-] [StdDev=7.981 /-] | | |
| # psidiffchild_scale_vv2: v2 PSIDiffChild_Scale_V | | | |
| Information | [Type= continuous] [Format=numeric] [Range= 5-55] [Missing=*] | | |
| Statistics [NW/ W] | [Valid=648 /-] [Invalid=34 /-] [Mean=27.622 /-] [StdDev=8.194 /-] | | |
| # psitotalstress_vv2: v2 PSITotalStress_V | | | |
| Information | [Type= continuous] [Format=numeric] [Range= 34-148] [Missing=*] | | |
| Statistics [NW/ W] | [Valid=646 /-] [Invalid=36 /-] [Mean=89.831 /-] [StdDev=20.748 /-] | | |
| # psi01_vv3: v3 PSI01_V | | | |
| Information | [Type= discrete] [Format=numeric] [Range= 1-5] [Missing=*] | | |
| Statistics [NW/ W] | [Valid=681 /-] [Invalid=1 /-] | | |
| Value | Label | Cases | Percentage |
| 1 | Strongly agree | 117 | 17.2% |
| 2 | Agree | 327 | 48.0% |
| 3 | Not sure | 41 | 6.0% |
| 4 | Disagree | 168 | 24.7% |
| 5 | Strongly disagree | 28 | 4.1% |
| Sysmiss | | 1 | |
| <i>Warning: these figures indicate the number of cases found in the data file. They cannot be interpreted as summary statistics of the population of interest.</i> | | | |
| # psi02_vv3: v3 PSI02_V | | | |
| Information | [Type= discrete] [Format=numeric] [Range= 1-5] [Missing=*] | | |
| Statistics [NW/ W] | [Valid=681 /-] [Invalid=1 /-] | | |
| Value | Label | Cases | Percentage |
| 1 | Strongly agree | 133 | 19.5% |

| # psi02_vv3: v3 PSI02_V | | | |
|--|-------------------|--|------------|
| Value | Label | Cases | Percentage |
| 2 | Agree | 275 | 40.4% |
| 3 | Not sure | 30 | 4.4% |
| 4 | Disagree | 188 | 27.6% |
| 5 | Strongly disagree | 55 | 8.1% |
| Sysmiss | | 1 | |
| <i>Warning: these figures indicate the number of cases found in the data file. They cannot be interpreted as summary statistics of the population of interest.</i> | | | |
| # psi03_vv3: v3 PSI03_V | | | |
| Information | | [Type= discrete] [Format=numeric] [Range= 1-5] [Missing=*] | |
| Statistics [NW/ W] | | [Valid=681 /-] [Invalid=1 /-] | |
| Value | Label | Cases | Percentage |
| 1 | Strongly agree | 166 | 24.4% |
| 2 | Agree | 303 | 44.5% |
| 3 | Not sure | 36 | 5.3% |
| 4 | Disagree | 155 | 22.8% |
| 5 | Strongly disagree | 21 | 3.1% |
| Sysmiss | | 1 | |
| <i>Warning: these figures indicate the number of cases found in the data file. They cannot be interpreted as summary statistics of the population of interest.</i> | | | |
| # psi04_vv3: v3 PSI04_V | | | |
| Information | | [Type= discrete] [Format=numeric] [Range= 1-5] [Missing=*] | |
| Statistics [NW/ W] | | [Valid=681 /-] [Invalid=1 /-] | |
| Value | Label | Cases | Percentage |
| 1 | Strongly agree | 134 | 19.7% |
| 2 | Agree | 336 | 49.3% |
| 3 | Not sure | 31 | 4.6% |
| 4 | Disagree | 154 | 22.6% |
| 5 | Strongly disagree | 26 | 3.8% |
| Sysmiss | | 1 | |
| <i>Warning: these figures indicate the number of cases found in the data file. They cannot be interpreted as summary statistics of the population of interest.</i> | | | |
| # psi05_vv3: v3 PSI05_V | | | |
| Information | | [Type= discrete] [Format=numeric] [Range= 1-5] [Missing=*] | |
| Statistics [NW/ W] | | [Valid=681 /-] [Invalid=1 /-] | |
| Value | Label | Cases | Percentage |
| 1 | Strongly agree | 141 | 20.7% |
| 2 | Agree | 354 | 52.0% |
| 3 | Not sure | 34 | 5.0% |
| 4 | Disagree | 135 | 19.8% |
| 5 | Strongly disagree | 17 | 2.5% |
| Sysmiss | | 1 | |
| <i>Warning: these figures indicate the number of cases found in the data file. They cannot be interpreted as summary statistics of the population of interest.</i> | | | |
| # psi06_vv3: v3 PSI06_V | | | |
| Information | | [Type= discrete] [Format=numeric] [Range= 1-5] [Missing=*] | |
| Statistics [NW/ W] | | [Valid=681 /-] [Invalid=1 /-] | |

| # psi06_vv3: v3 PSI06_V | | | |
|--|--|--------------|-------------------|
| Value | Label | Cases | Percentage |
| 1 | Strongly agree | 156 | 22.9% |
| 2 | Agree | 357 | 52.4% |
| 3 | Not sure | 54 | 7.9% |
| 4 | Disagree | 94 | 13.8% |
| 5 | Strongly disagree | 20 | 2.9% |
| Sysmiss | | 1 | |
| <i>Warning: these figures indicate the number of cases found in the data file. They cannot be interpreted as summary statistics of the population of interest.</i> | | | |
| # psi07_vv3: v3 PSI07_V | | | |
| Information | [Type= discrete] [Format=numeric] [Range= 1-5] [Missing=*] | | |
| Statistics [NW/ W] | [Valid=681 /-] [Invalid=1 /-] | | |
| Value | Label | Cases | Percentage |
| 1 | Strongly agree | 101 | 14.8% |
| 2 | Agree | 274 | 40.2% |
| 3 | Not sure | 37 | 5.4% |
| 4 | Disagree | 237 | 34.8% |
| 5 | Strongly disagree | 32 | 4.7% |
| Sysmiss | | 1 | |
| <i>Warning: these figures indicate the number of cases found in the data file. They cannot be interpreted as summary statistics of the population of interest.</i> | | | |
| # psi08_vv3: v3 PSI08_V | | | |
| Information | [Type= discrete] [Format=numeric] [Range= 1-5] [Missing=*] | | |
| Statistics [NW/ W] | [Valid=681 /-] [Invalid=1 /-] | | |
| Value | Label | Cases | Percentage |
| 1 | Strongly agree | 212 | 31.1% |
| 2 | Agree | 369 | 54.2% |
| 3 | Not sure | 34 | 5.0% |
| 4 | Disagree | 51 | 7.5% |
| 5 | Strongly disagree | 15 | 2.2% |
| Sysmiss | | 1 | |
| <i>Warning: these figures indicate the number of cases found in the data file. They cannot be interpreted as summary statistics of the population of interest.</i> | | | |
| # psi09_vv3: v3 PSI09_V | | | |
| Information | [Type= discrete] [Format=numeric] [Range= 1-5] [Missing=*] | | |
| Statistics [NW/ W] | [Valid=680 /-] [Invalid=2 /-] | | |
| Value | Label | Cases | Percentage |
| 1 | Strongly agree | 180 | 26.5% |
| 2 | Agree | 379 | 55.7% |
| 3 | Not sure | 25 | 3.7% |
| 4 | Disagree | 83 | 12.2% |
| 5 | Strongly disagree | 13 | 1.9% |
| Sysmiss | | 2 | |
| <i>Warning: these figures indicate the number of cases found in the data file. They cannot be interpreted as summary statistics of the population of interest.</i> | | | |
| # psi10_vv3: v3 PSI10_V | | | |
| Information | [Type= discrete] [Format=numeric] [Range= 1-5] [Missing=*] | | |

psi10_vv3: v3 PSII0_V

| | |
|---------------------------|-------------------------------|
| Statistics [NW/ W] | [Valid=677 /-] [Invalid=5 /-] |
|---------------------------|-------------------------------|

| Value | Label | Cases | Percentage |
|---------|-------------------|-------|------------|
| 1 | Strongly agree | 150 | 22.2% |
| 2 | Agree | 350 | 51.7% |
| 3 | Not sure | 48 | 7.1% |
| 4 | Disagree | 115 | 17.0% |
| 5 | Strongly disagree | 14 | 2.1% |
| Sysmiss | | 5 | |

Warning: these figures indicate the number of cases found in the data file. They cannot be interpreted as summary statistics of the population of interest.

psi11_vv3: v3 PSII1_V

| | |
|--------------------|--|
| Information | [Type= discrete] [Format=numeric] [Range= 1-5] [Missing=*] |
|--------------------|--|

| | |
|---------------------------|-------------------------------|
| Statistics [NW/ W] | [Valid=681 /-] [Invalid=1 /-] |
|---------------------------|-------------------------------|

| Value | Label | Cases | Percentage |
|---------|-------------------|-------|------------|
| 1 | Strongly agree | 133 | 19.5% |
| 2 | Agree | 379 | 55.7% |
| 3 | Not sure | 36 | 5.3% |
| 4 | Disagree | 121 | 17.8% |
| 5 | Strongly disagree | 12 | 1.8% |
| Sysmiss | | 1 | |

Warning: these figures indicate the number of cases found in the data file. They cannot be interpreted as summary statistics of the population of interest.

psi12_vv3: v3 PSII2_V

| | |
|--------------------|--|
| Information | [Type= discrete] [Format=numeric] [Range= 1-5] [Missing=*] |
|--------------------|--|

| | |
|---------------------------|-------------------------------|
| Statistics [NW/ W] | [Valid=681 /-] [Invalid=1 /-] |
|---------------------------|-------------------------------|

| Value | Label | Cases | Percentage |
|---------|-------------------|-------|------------|
| 1 | Strongly agree | 123 | 18.1% |
| 2 | Agree | 393 | 57.7% |
| 3 | Not sure | 28 | 4.1% |
| 4 | Disagree | 126 | 18.5% |
| 5 | Strongly disagree | 11 | 1.6% |
| Sysmiss | | 1 | |

Warning: these figures indicate the number of cases found in the data file. They cannot be interpreted as summary statistics of the population of interest.

psi13_vv3: v3 PSII3_V

| | |
|--------------------|--|
| Information | [Type= discrete] [Format=numeric] [Range= 1-5] [Missing=*] |
|--------------------|--|

| | |
|---------------------------|-------------------------------|
| Statistics [NW/ W] | [Valid=681 /-] [Invalid=1 /-] |
|---------------------------|-------------------------------|

| Value | Label | Cases | Percentage |
|---------|-------------------|-------|------------|
| 1 | Strongly agree | 148 | 21.7% |
| 2 | Agree | 382 | 56.1% |
| 3 | Not sure | 32 | 4.7% |
| 4 | Disagree | 105 | 15.4% |
| 5 | Strongly disagree | 14 | 2.1% |
| Sysmiss | | 1 | |

Warning: these figures indicate the number of cases found in the data file. They cannot be interpreted as summary statistics of the population of interest.

| # psi14_vv3: v3 PSI14_V | | | |
|--|--|--------------|-------------------|
| Information | [Type= discrete] [Format=numeric] [Range= 1-5] [Missing=*] | | |
| Statistics [NW/ W] | [Valid=681 /-] [Invalid=1 /-] | | |
| Value | Label | Cases | Percentage |
| 1 | Strongly agree | 255 | 37.4% |
| 2 | Agree | 371 | 54.5% |
| 3 | Not sure | 25 | 3.7% |
| 4 | Disagree | 25 | 3.7% |
| 5 | Strongly disagree | 5 | 0.7% |
| Sysmiss | | 1 | |
| <i>Warning: these figures indicate the number of cases found in the data file. They cannot be interpreted as summary statistics of the population of interest.</i> | | | |
| # psi15_vv3: v3 PSI15_V | | | |
| Information | [Type= discrete] [Format=numeric] [Range= 1-5] [Missing=*] | | |
| Statistics [NW/ W] | [Valid=681 /-] [Invalid=1 /-] | | |
| Value | Label | Cases | Percentage |
| 1 | Strongly agree | 176 | 25.8% |
| 2 | Agree | 384 | 56.4% |
| 3 | Not sure | 33 | 4.8% |
| 4 | Disagree | 74 | 10.9% |
| 5 | Strongly disagree | 14 | 2.1% |
| Sysmiss | | 1 | |
| <i>Warning: these figures indicate the number of cases found in the data file. They cannot be interpreted as summary statistics of the population of interest.</i> | | | |
| # psi16_vv3: v3 PSI16_V | | | |
| Information | [Type= discrete] [Format=numeric] [Range= 1-5] [Missing=*] | | |
| Statistics [NW/ W] | [Valid=681 /-] [Invalid=1 /-] | | |
| Value | Label | Cases | Percentage |
| 1 | Strongly agree | 201 | 29.5% |
| 2 | Agree | 374 | 54.9% |
| 3 | Not sure | 37 | 5.4% |
| 4 | Disagree | 60 | 8.8% |
| 5 | Strongly disagree | 9 | 1.3% |
| Sysmiss | | 1 | |
| <i>Warning: these figures indicate the number of cases found in the data file. They cannot be interpreted as summary statistics of the population of interest.</i> | | | |
| # psi17_vv3: v3 PSI17_V | | | |
| Information | [Type= discrete] [Format=numeric] [Range= 1-5] [Missing=*] | | |
| Statistics [NW/ W] | [Valid=681 /-] [Invalid=1 /-] | | |
| Value | Label | Cases | Percentage |
| 1 | Strongly agree | 222 | 32.6% |
| 2 | Agree | 395 | 58.0% |
| 3 | Not sure | 30 | 4.4% |
| 4 | Disagree | 30 | 4.4% |
| 5 | Strongly disagree | 4 | 0.6% |
| Sysmiss | | 1 | |
| <i>Warning: these figures indicate the number of cases found in the data file. They cannot be interpreted as summary statistics of the population of interest.</i> | | | |

| # psi18_vv3: v3 PSI18_V | | | |
|--|--|-------|------------|
| Information | [Type= discrete] [Format=numeric] [Range= 1-5] [Missing=*] | | |
| Statistics [NW/ W] | [Valid=681 /-] [Invalid=1 /-] | | |
| Value | Label | Cases | Percentage |
| 1 | Strongly agree | 174 | 25.6% |
| 2 | Agree | 409 | 60.1% |
| 3 | Not sure | 47 | 6.9% |
| 4 | Disagree | 48 | 7.0% |
| 5 | Strongly disagree | 3 | 0.4% |
| Sysmiss | | 1 | |
| <i>Warning: these figures indicate the number of cases found in the data file. They cannot be interpreted as summary statistics of the population of interest.</i> | | | |
| # psi19_vv3: v3 PSI19_V | | | |
| Information | [Type= discrete] [Format=numeric] [Range= 1-5] [Missing=*] | | |
| Statistics [NW/ W] | [Valid=680 /-] [Invalid=2 /-] | | |
| Value | Label | Cases | Percentage |
| 1 | Strongly agree | 192 | 28.2% |
| 2 | Agree | 424 | 62.4% |
| 3 | Not sure | 36 | 5.3% |
| 4 | Disagree | 25 | 3.7% |
| 5 | Strongly disagree | 3 | 0.4% |
| Sysmiss | | 2 | |
| <i>Warning: these figures indicate the number of cases found in the data file. They cannot be interpreted as summary statistics of the population of interest.</i> | | | |
| # psi20_vv3: v3 PSI20_V | | | |
| Information | [Type= discrete] [Format=numeric] [Range= 1-5] [Missing=*] | | |
| Statistics [NW/ W] | [Valid=680 /-] [Invalid=2 /-] | | |
| Value | Label | Cases | Percentage |
| 1 | Strongly agree | 179 | 26.3% |
| 2 | Agree | 429 | 63.1% |
| 3 | Not sure | 36 | 5.3% |
| 4 | Disagree | 33 | 4.9% |
| 5 | Strongly disagree | 3 | 0.4% |
| Sysmiss | | 2 | |
| <i>Warning: these figures indicate the number of cases found in the data file. They cannot be interpreted as summary statistics of the population of interest.</i> | | | |
| # psi21_vv3: v3 PSI21_V | | | |
| Information | [Type= discrete] [Format=numeric] [Range= 1-5] [Missing=*] | | |
| Statistics [NW/ W] | [Valid=681 /-] [Invalid=1 /-] | | |
| Value | Label | Cases | Percentage |
| 1 | Strongly agree | 148 | 21.7% |
| 2 | Agree | 398 | 58.4% |
| 3 | Not sure | 41 | 6.0% |
| 4 | Disagree | 92 | 13.5% |
| 5 | Strongly disagree | 2 | 0.3% |
| Sysmiss | | 1 | |
| <i>Warning: these figures indicate the number of cases found in the data file. They cannot be interpreted as summary statistics of the population of interest.</i> | | | |

| # psi22_vv3: v3 PSI22_V | | | |
|--|--|-------|------------|
| Information | [Type= discrete] [Format=numeric] [Range= 1-5] [Missing=*] | | |
| Statistics [NW/ W] | [Valid=680 /-] [Invalid=2 /-] | | |
| Value | Label | Cases | Percentage |
| 1 | Strongly agree | 200 | 29.4% |
| 2 | Agree | 357 | 52.5% |
| 3 | Not sure | 33 | 4.9% |
| 4 | Disagree | 66 | 9.7% |
| 5 | Strongly disagree | 24 | 3.5% |
| Sysmiss | | 2 | |
| <i>Warning: these figures indicate the number of cases found in the data file. They cannot be interpreted as summary statistics of the population of interest.</i> | | | |
| # psi23_vv3: v3 PSI23_V | | | |
| Information | [Type= discrete] [Format=numeric] [Range= 1-5] [Missing=*] | | |
| Statistics [NW/ W] | [Valid=680 /-] [Invalid=2 /-] | | |
| Value | Label | Cases | Percentage |
| 1 | Strongly agree | 154 | 22.6% |
| 2 | Agree | 359 | 52.8% |
| 3 | Not sure | 40 | 5.9% |
| 4 | Disagree | 115 | 16.9% |
| 5 | Strongly disagree | 12 | 1.8% |
| Sysmiss | | 2 | |
| <i>Warning: these figures indicate the number of cases found in the data file. They cannot be interpreted as summary statistics of the population of interest.</i> | | | |
| # psi24_vv3: v3 PSI24_V | | | |
| Information | [Type= discrete] [Format=numeric] [Range= 1-5] [Missing=*] | | |
| Statistics [NW/ W] | [Valid=681 /-] [Invalid=1 /-] | | |
| Value | Label | Cases | Percentage |
| 1 | Strongly agree | 141 | 20.7% |
| 2 | Agree | 408 | 59.9% |
| 3 | Not sure | 29 | 4.3% |
| 4 | Disagree | 97 | 14.2% |
| 5 | Strongly disagree | 6 | 0.9% |
| Sysmiss | | 1 | |
| <i>Warning: these figures indicate the number of cases found in the data file. They cannot be interpreted as summary statistics of the population of interest.</i> | | | |
| # psi25_vv3: v3 PSI25_V | | | |
| Information | [Type= discrete] [Format=numeric] [Range= 1-5] [Missing=*] | | |
| Statistics [NW/ W] | [Valid=679 /-] [Invalid=3 /-] | | |
| Value | Label | Cases | Percentage |
| 1 | Strongly agree | 156 | 23.0% |
| 2 | Agree | 409 | 60.2% |
| 3 | Not sure | 27 | 4.0% |
| 4 | Disagree | 83 | 12.2% |
| 5 | Strongly disagree | 4 | 0.6% |
| Sysmiss | | 3 | |
| <i>Warning: these figures indicate the number of cases found in the data file. They cannot be interpreted as summary statistics of the population of interest.</i> | | | |

| # psi26_vv3: v3 PSI26_V | | | |
|--|-------------------|--|------------|
| Information | | [Type= discrete] [Format=numeric] [Range= 1-5] [Missing=*] | |
| Statistics [NW/ W] | | [Valid=680 /-] [Invalid=2 /-] | |
| Value | Label | Cases | Percentage |
| 1 | Strongly agree | 148 | 21.8% |
| 2 | Agree | 402 | 59.1% |
| 3 | Not sure | 28 | 4.1% |
| 4 | Disagree | 96 | 14.1% |
| 5 | Strongly disagree | 6 | 0.9% |
| Sysmiss | | 2 | |
| <i>Warning: these figures indicate the number of cases found in the data file. They cannot be interpreted as summary statistics of the population of interest.</i> | | | |
| # psi27_vv3: v3 PSI27_V | | | |
| Information | | [Type= discrete] [Format=numeric] [Range= 1-5] [Missing=*] | |
| Statistics [NW/ W] | | [Valid=680 /-] [Invalid=2 /-] | |
| Value | Label | Cases | Percentage |
| 1 | Strongly agree | 127 | 18.7% |
| 2 | Agree | 388 | 57.1% |
| 3 | Not sure | 44 | 6.5% |
| 4 | Disagree | 115 | 16.9% |
| 5 | Strongly disagree | 6 | 0.9% |
| Sysmiss | | 2 | |
| <i>Warning: these figures indicate the number of cases found in the data file. They cannot be interpreted as summary statistics of the population of interest.</i> | | | |
| # psi28_vv3: v3 PSI28_V | | | |
| Information | | [Type= discrete] [Format=numeric] [Range= 1-5] [Missing=*] | |
| Statistics [NW/ W] | | [Valid=681 /-] [Invalid=1 /-] | |
| Value | Label | Cases | Percentage |
| 1 | Strongly agree | 112 | 16.4% |
| 2 | Agree | 359 | 52.7% |
| 3 | Not sure | 36 | 5.3% |
| 4 | Disagree | 155 | 22.8% |
| 5 | Strongly disagree | 19 | 2.8% |
| Sysmiss | | 1 | |
| <i>Warning: these figures indicate the number of cases found in the data file. They cannot be interpreted as summary statistics of the population of interest.</i> | | | |

| # psi29_vv3: v3 PSI29_V | | | |
|--|--|-------|------------|
| Information | [Type= discrete] [Format=numeric] [Range= 1-5] [Missing=*] | | |
| Statistics [NW/ W] | [Valid=681 /-] [Invalid=1 /-] | | |
| Value | Label | Cases | Percentage |
| 1 | Strongly agree | 118 | 17.3% |
| 2 | Agree | 382 | 56.1% |
| 3 | Not sure | 30 | 4.4% |
| 4 | Disagree | 142 | 20.9% |
| 5 | Strongly disagree | 9 | 1.3% |
| Sysmiss | | 1 | |
| <i>Warning: these figures indicate the number of cases found in the data file. They cannot be interpreted as summary statistics of the population of interest.</i> | | | |
| # psi30_vv3: v3 PSI30_V | | | |
| Information | [Type= discrete] [Format=numeric] [Range= 1-5] [Missing=*] | | |
| Statistics [NW/ W] | [Valid=681 /-] [Invalid=1 /-] | | |
| Value | Label | Cases | Percentage |
| 1 | Strongly agree | 128 | 18.8% |
| 2 | Agree | 392 | 57.6% |
| 3 | Not sure | 38 | 5.6% |
| 4 | Disagree | 105 | 15.4% |
| 5 | Strongly disagree | 18 | 2.6% |
| Sysmiss | | 1 | |
| <i>Warning: these figures indicate the number of cases found in the data file. They cannot be interpreted as summary statistics of the population of interest.</i> | | | |
| # psi31_vv3: v3 PSI31_V | | | |
| Information | [Type= discrete] [Format=numeric] [Range= 1-5] [Missing=*] | | |
| Statistics [NW/ W] | [Valid=679 /-] [Invalid=3 /-] | | |
| Value | Label | Cases | Percentage |
| 1 | Strongly agree | 111 | 16.3% |
| 2 | Agree | 414 | 61.0% |
| 3 | Not sure | 41 | 6.0% |
| 4 | Disagree | 103 | 15.2% |
| 5 | Strongly disagree | 10 | 1.5% |
| Sysmiss | | 3 | |
| <i>Warning: these figures indicate the number of cases found in the data file. They cannot be interpreted as summary statistics of the population of interest.</i> | | | |
| # psi32_vv3: v3 PSI32_V | | | |
| Information | [Type= discrete] [Format=numeric] [Range= 1-5] [Missing=*] | | |
| Statistics [NW/ W] | [Valid=680 /-] [Invalid=2 /-] | | |
| Value | Label | Cases | Percentage |
| 1 | Strongly agree | 207 | 30.4% |
| 2 | Agree | 405 | 59.6% |
| 3 | Not sure | 35 | 5.1% |
| 4 | Disagree | 30 | 4.4% |
| 5 | Strongly disagree | 3 | 0.4% |
| Sysmiss | | 2 | |
| <i>Warning: these figures indicate the number of cases found in the data file. They cannot be interpreted as summary statistics of the population of interest.</i> | | | |

| # psi33_vv3: v3 PSI33_V | | | |
|--|-------------------|--|------------|
| Information | | [Type= discrete] [Format=numeric] [Range= 1-5] [Missing=*] | |
| Statistics [NW/ W] | | [Valid=679 /-] [Invalid=3 /-] | |
| Value | Label | Cases | Percentage |
| 1 | Strongly agree | 178 | 26.2% |
| 2 | Agree | 380 | 56.0% |
| 3 | Not sure | 34 | 5.0% |
| 4 | Disagree | 71 | 10.5% |
| 5 | Strongly disagree | 16 | 2.4% |
| Sysmiss | | 3 | |
| <i>Warning: these figures indicate the number of cases found in the data file. They cannot be interpreted as summary statistics of the population of interest.</i> | | | |
| # psi34_vv3: v3 PSI34_V | | | |
| Information | | [Type= discrete] [Format=numeric] [Range= 1-5] [Missing=*] | |
| Statistics [NW/ W] | | [Valid=507 /-] [Invalid=175 /-] | |
| Value | Label | Cases | Percentage |
| 1 | Strongly agree | 349 | 68.8% |
| 2 | Agree | 76 | 15.0% |
| 3 | Not sure | 60 | 11.8% |
| 4 | Disagree | 20 | 3.9% |
| 5 | Strongly disagree | 2 | 0.4% |
| Sysmiss | | 175 | |
| <i>Warning: these figures indicate the number of cases found in the data file. They cannot be interpreted as summary statistics of the population of interest.</i> | | | |
| # psi35_vv3: v3 PSI35_V | | | |
| Information | | [Type= discrete] [Format=numeric] [Range= 1-5] [Missing=*] | |
| Statistics [NW/ W] | | [Valid=676 /-] [Invalid=6 /-] | |
| Value | Label | Cases | Percentage |
| 1 | Strongly agree | 254 | 37.6% |
| 2 | Agree | 196 | 29.0% |
| 3 | Not sure | 202 | 29.9% |
| 4 | Disagree | 21 | 3.1% |
| 5 | Strongly disagree | 3 | 0.4% |
| Sysmiss | | 6 | |
| <i>Warning: these figures indicate the number of cases found in the data file. They cannot be interpreted as summary statistics of the population of interest.</i> | | | |
| # psi36_vv3: v3 PSI36_V | | | |
| Information | | [Type= discrete] [Format=numeric] [Range= 1-5] [Missing=*] | |
| Statistics [NW/ W] | | [Valid=628 /-] [Invalid=54 /-] | |
| Value | Label | Cases | Percentage |
| 1 | Strongly agree | 102 | 16.2% |
| 2 | Agree | 295 | 47.0% |
| 3 | Not sure | 58 | 9.2% |
| 4 | Disagree | 142 | 22.6% |
| 5 | Strongly disagree | 31 | 4.9% |
| Sysmiss | | 54 | |
| <i>Warning: these figures indicate the number of cases found in the data file. They cannot be interpreted as summary statistics of the population of interest.</i> | | | |

| # psidres_vv3: v3 PSIDRes_V | | | |
|--|---|--------------|-------------------|
| Information | [Type= continuous] [Format=numeric] [Range= 7-35] [Missing=*] | | |
| Statistics [NW/ W] | [Valid=681 /-] [Invalid=1 /-] [Mean=16.539 /-] [StdDev=5.434 /-] | | |
| # psiparentdis_scale_vv3: v3 PSIParentDis_Scale_V | | | |
| Information | [Type= continuous] [Format=numeric] [Range= 12-60] [Missing=*] | | |
| Statistics [NW/ W] | [Valid=681 /-] [Invalid=1 /-] [Mean=28 /-] [StdDev=8.954 /-] | | |
| # psiparentchild_scale_vv3: v3 PSIParentChild_Scale_V | | | |
| Information | [Type= continuous] [Format=numeric] [Range= 12-50] [Missing=*] | | |
| Statistics [NW/ W] | [Valid=681 /-] [Invalid=1 /-] [Mean=24.085 /-] [StdDev=7.057 /-] | | |
| # psidiffchild_scale_vv3: v3 PSIDiffChild_Scale_V | | | |
| Information | [Type= continuous] [Format=numeric] [Range= 10-54] [Missing=*] | | |
| Statistics [NW/ W] | [Valid=681 /-] [Invalid=1 /-] [Mean=25.04 /-] [StdDev=7.409 /-] | | |
| # psitotalstress_vv3: v3 PSITotalStress_V | | | |
| Information | [Type= continuous] [Format=numeric] [Range= 34-152] [Missing=*] | | |
| Statistics [NW/ W] | [Valid=681 /-] [Invalid=1 /-] [Mean=77.125 /-] [StdDev=20.375 /-] | | |
| # gse1v2: v2 GSE1 | | | |
| Information | [Type= discrete] [Format=numeric] [Range= 1-4] [Missing=*] | | |
| Statistics [NW/ W] | [Valid=682 /-] [Invalid=0 /-] | | |
| Value | Label | Cases | Percentage |
| 1 | Not at all true/NÃ£o Ã© verdade | 61 | 8.9% |
| 2 | Hardly true/Difilmente Ã© verdade | 130 | 19.1% |
| 3 | Moderately true/Moderadamente verdade | 240 | 35.2% |
| 4 | Exactly true/Exatamente verdade | 251 | 36.8% |
| <i>Warning: these figures indicate the number of cases found in the data file. They cannot be interpreted as summary statistics of the population of interest.</i> | | | |
| # gse2v2: v2 GSE2 | | | |
| Information | [Type= discrete] [Format=numeric] [Range= 1-4] [Missing=*] | | |
| Statistics [NW/ W] | [Valid=682 /-] [Invalid=0 /-] | | |
| Value | Label | Cases | Percentage |
| 1 | Not at all true/NÃ£o Ã© verdade | 91 | 13.3% |
| 2 | Hardly true/Difilmente Ã© verdade | 152 | 22.3% |
| 3 | Moderately true/Moderadamente verdade | 271 | 39.7% |
| 4 | Exactly true/Exatamente verdade | 168 | 24.6% |
| <i>Warning: these figures indicate the number of cases found in the data file. They cannot be interpreted as summary statistics of the population of interest.</i> | | | |
| # gse3v2: v2 GSE3 | | | |
| Information | [Type= discrete] [Format=numeric] [Range= 1-4] [Missing=*] | | |
| Statistics [NW/ W] | [Valid=682 /-] [Invalid=0 /-] | | |
| Value | Label | Cases | Percentage |
| 1 | Not at all true/NÃ£o Ã© verdade | 80 | 11.7% |
| 2 | Hardly true/Difilmente Ã© verdade | 142 | 20.8% |
| 3 | Moderately true/Moderadamente verdade | 283 | 41.5% |
| 4 | Exactly true/Exatamente verdade | 177 | 26.0% |
| <i>Warning: these figures indicate the number of cases found in the data file. They cannot be interpreted as summary statistics of the population of interest.</i> | | | |

| # gse4v2: v2 GSE4 | | | |
|--|--|--------------|-------------------|
| Information | [Type= discrete] [Format=numeric] [Range= 1-4] [Missing=*] | | |
| Statistics [NW/ W] | [Valid=682 /-] [Invalid=0 /-] | | |
| Value | Label | Cases | Percentage |
| 1 | Not at all true/NÃ£o Ã© verdade | 81 | 11.9% |
| 2 | Hardly true/Difilmente Ã© verdade | 163 | 23.9% |
| 3 | Moderately true/Moderadamente verdade | 243 | 35.6% |
| 4 | Exactly true/Exatamente verdade | 195 | 28.6% |
| <i>Warning: these figures indicate the number of cases found in the data file. They cannot be interpreted as summary statistics of the population of interest.</i> | | | |
| # gse5v2: v2 GSE5 | | | |
| Information | [Type= discrete] [Format=numeric] [Range= 1-4] [Missing=*] | | |
| Statistics [NW/ W] | [Valid=682 /-] [Invalid=0 /-] | | |
| Value | Label | Cases | Percentage |
| 1 | Not at all true/NÃ£o Ã© verdade | 83 | 12.2% |
| 2 | Hardly true/Difilmente Ã© verdade | 136 | 19.9% |
| 3 | Moderately true/Moderadamente verdade | 291 | 42.7% |
| 4 | Exactly true/Exatamente verdade | 172 | 25.2% |
| <i>Warning: these figures indicate the number of cases found in the data file. They cannot be interpreted as summary statistics of the population of interest.</i> | | | |
| # gse6v2: v2 GSE6 | | | |
| Information | [Type= discrete] [Format=numeric] [Range= 1-4] [Missing=*] | | |
| Statistics [NW/ W] | [Valid=682 /-] [Invalid=0 /-] | | |
| Value | Label | Cases | Percentage |
| 1 | Not at all true/NÃ£o Ã© verdade | 65 | 9.5% |
| 2 | Hardly true/Difilmente Ã© verdade | 123 | 18.0% |
| 3 | Moderately true/Moderadamente verdade | 296 | 43.4% |
| 4 | Exactly true/Exatamente verdade | 198 | 29.0% |
| <i>Warning: these figures indicate the number of cases found in the data file. They cannot be interpreted as summary statistics of the population of interest.</i> | | | |
| # gse7v2: v2 GSE7 | | | |
| Information | [Type= discrete] [Format=numeric] [Range= 1-4] [Missing=*] | | |
| Statistics [NW/ W] | [Valid=682 /-] [Invalid=0 /-] | | |
| Value | Label | Cases | Percentage |
| 1 | Not at all true/NÃ£o Ã© verdade | 67 | 9.8% |
| 2 | Hardly true/Difilmente Ã© verdade | 141 | 20.7% |
| 3 | Moderately true/Moderadamente verdade | 275 | 40.3% |
| 4 | Exactly true/Exatamente verdade | 199 | 29.2% |
| <i>Warning: these figures indicate the number of cases found in the data file. They cannot be interpreted as summary statistics of the population of interest.</i> | | | |
| # gse8v2: v2 GSE8 | | | |
| Information | [Type= discrete] [Format=numeric] [Range= 1-4] [Missing=*] | | |
| Statistics [NW/ W] | [Valid=682 /-] [Invalid=0 /-] | | |
| Value | Label | Cases | Percentage |
| 1 | Not at all true/NÃ£o Ã© verdade | 67 | 9.8% |
| 2 | Hardly true/Difilmente Ã© verdade | 134 | 19.6% |
| 3 | Moderately true/Moderadamente verdade | 292 | 42.8% |
| 4 | Exactly true/Exatamente verdade | 189 | 27.7% |

| # gse8v2: v2 GSE8 | | | |
|--|---|--------------|-------------------|
| <i>Warning: these figures indicate the number of cases found in the data file. They cannot be interpreted as summary statistics of the population of interest.</i> | | | |
| # gse9v2: v2 GSE9 | | | |
| Information | [Type= discrete] [Format=numeric] [Range= 1-4] [Missing=*] | | |
| Statistics [NW/ W] | [Valid=682 /-] [Invalid=0 /-] | | |
| Value | Label | Cases | Percentage |
| 1 | Not at all true/NÃ£o Ã© verdade | 41 | 6.0% |
| 2 | Hardly true/Difilmente Ã© verdade | 123 | 18.0% |
| 3 | Moderately true/Moderadamente verdade | 294 | 43.1% |
| 4 | Exactly true/Exatamente verdade | 224 | 32.8% |
| <i>Warning: these figures indicate the number of cases found in the data file. They cannot be interpreted as summary statistics of the population of interest.</i> | | | |
| # gse10v2: v2 GSE10 | | | |
| Information | [Type= discrete] [Format=numeric] [Range= 1-4] [Missing=*] | | |
| Statistics [NW/ W] | [Valid=681 /-] [Invalid=1 /-] | | |
| Value | Label | Cases | Percentage |
| 1 | Not at all true/NÃ£o Ã© verdade | 123 | 18.1% |
| 2 | Hardly true/Difilmente Ã© verdade | 156 | 22.9% |
| 3 | Moderately true/Moderadamente verdade | 267 | 39.2% |
| 4 | Exactly true/Exatamente verdade | 135 | 19.8% |
| Sysmiss | | 1 | |
| <i>Warning: these figures indicate the number of cases found in the data file. They cannot be interpreted as summary statistics of the population of interest.</i> | | | |
| # gsehappv2: v2 GSEhappy_rating | | | |
| Information | [Type= discrete] [Format=numeric] [Range= 1-9999] [Missing=*] | | |
| Statistics [NW/ W] | [Valid=664 /-] [Invalid=18 /-] | | |
| Value | Label | Cases | Percentage |
| 1 | 1 | 33 | 5.0% |
| 2 | 2 | 60 | 9.0% |
| 3 | 3 | 195 | 29.4% |
| 4 | 4 | 186 | 28.0% |
| 5 | 5 | 190 | 28.6% |
| 7777 | Dont know/NÃ£o sabe | 0 | |
| 8888 | Refuse/Prefer nÃ£o responder | 0 | |
| 9999 | Not applicable | 0 | |
| Sysmiss | | 18 | |
| <i>Warning: these figures indicate the number of cases found in the data file. They cannot be interpreted as summary statistics of the population of interest.</i> | | | |
| # gse1v3: v3 GSE1 | | | |
| Information | [Type= discrete] [Format=numeric] [Range= 1-4] [Missing=*] | | |
| Statistics [NW/ W] | [Valid=681 /-] [Invalid=1 /-] | | |
| Value | Label | Cases | Percentage |
| 1 | Not at all true/NÃ£o Ã© verdade | 38 | 5.6% |
| 2 | Hardly true/Difilmente Ã© verdade | 70 | 10.3% |
| 3 | Moderately true/Moderadamente verdade | 245 | 36.0% |
| 4 | Exactly true/Exatamente verdade | 328 | 48.2% |
| Sysmiss | | 1 | |
| <i>Warning: these figures indicate the number of cases found in the data file. They cannot be interpreted as summary statistics of the population of interest.</i> | | | |

| # gse2v3: v3 GSE2 | | | |
|--|--|--------------|-------------------|
| Information | [Type= discrete] [Format=numeric] [Range= 1-4] [Missing=*] | | |
| Statistics [NW/ W] | [Valid=682 /-] [Invalid=0 /-] | | |
| Value | Label | Cases | Percentage |
| 1 | Not at all true/NÃ£o Ã© verdade | 53 | 7.8% |
| 2 | Hardly true/Difilmente Ã© verdade | 103 | 15.1% |
| 3 | Moderately true/Moderadamente verdade | 266 | 39.0% |
| 4 | Exactly true/Exatamente verdade | 260 | 38.1% |
| <i>Warning: these figures indicate the number of cases found in the data file. They cannot be interpreted as summary statistics of the population of interest.</i> | | | |
| # gse3v3: v3 GSE3 | | | |
| Information | [Type= discrete] [Format=numeric] [Range= 1-4] [Missing=*] | | |
| Statistics [NW/ W] | [Valid=682 /-] [Invalid=0 /-] | | |
| Value | Label | Cases | Percentage |
| 1 | Not at all true/NÃ£o Ã© verdade | 45 | 6.6% |
| 2 | Hardly true/Difilmente Ã© verdade | 104 | 15.2% |
| 3 | Moderately true/Moderadamente verdade | 276 | 40.5% |
| 4 | Exactly true/Exatamente verdade | 257 | 37.7% |
| <i>Warning: these figures indicate the number of cases found in the data file. They cannot be interpreted as summary statistics of the population of interest.</i> | | | |
| # gse4v3: v3 GSE4 | | | |
| Information | [Type= discrete] [Format=numeric] [Range= 1-4] [Missing=*] | | |
| Statistics [NW/ W] | [Valid=682 /-] [Invalid=0 /-] | | |
| Value | Label | Cases | Percentage |
| 1 | Not at all true/NÃ£o Ã© verdade | 62 | 9.1% |
| 2 | Hardly true/Difilmente Ã© verdade | 112 | 16.4% |
| 3 | Moderately true/Moderadamente verdade | 255 | 37.4% |
| 4 | Exactly true/Exatamente verdade | 253 | 37.1% |
| <i>Warning: these figures indicate the number of cases found in the data file. They cannot be interpreted as summary statistics of the population of interest.</i> | | | |
| # gse5v3: v3 GSE5 | | | |
| Information | [Type= discrete] [Format=numeric] [Range= 1-4] [Missing=*] | | |
| Statistics [NW/ W] | [Valid=682 /-] [Invalid=0 /-] | | |
| Value | Label | Cases | Percentage |
| 1 | Not at all true/NÃ£o Ã© verdade | 56 | 8.2% |
| 2 | Hardly true/Difilmente Ã© verdade | 113 | 16.6% |
| 3 | Moderately true/Moderadamente verdade | 267 | 39.1% |
| 4 | Exactly true/Exatamente verdade | 246 | 36.1% |
| <i>Warning: these figures indicate the number of cases found in the data file. They cannot be interpreted as summary statistics of the population of interest.</i> | | | |
| # gse6v3: v3 GSE6 | | | |
| Information | [Type= discrete] [Format=numeric] [Range= 1-4] [Missing=*] | | |
| Statistics [NW/ W] | [Valid=682 /-] [Invalid=0 /-] | | |
| Value | Label | Cases | Percentage |
| 1 | Not at all true/NÃ£o Ã© verdade | 43 | 6.3% |
| 2 | Hardly true/Difilmente Ã© verdade | 83 | 12.2% |
| 3 | Moderately true/Moderadamente verdade | 239 | 35.0% |
| 4 | Exactly true/Exatamente verdade | 317 | 46.5% |

| # gse6v3: v3 GSE6 | | | |
|--|---|--------------|-------------------|
| <i>Warning: these figures indicate the number of cases found in the data file. They cannot be interpreted as summary statistics of the population of interest.</i> | | | |
| # gse7v3: v3 GSE7 | | | |
| Information | [Type= discrete] [Format=numeric] [Range= 1-4] [Missing=*] | | |
| Statistics [NW/ W] | [Valid=682 /-] [Invalid=0 /-] | | |
| Value | Label | Cases | Percentage |
| 1 | Not at all true/NÃ£o Ã© verdade | 35 | 5.1% |
| 2 | Hardly true/Difilmente Ã© verdade | 93 | 13.6% |
| 3 | Moderately true/Moderadamente verdade | 271 | 39.7% |
| 4 | Exactly true/Exatamente verdade | 283 | 41.5% |
| <i>Warning: these figures indicate the number of cases found in the data file. They cannot be interpreted as summary statistics of the population of interest.</i> | | | |
| # gse8v3: v3 GSE8 | | | |
| Information | [Type= discrete] [Format=numeric] [Range= 1-4] [Missing=*] | | |
| Statistics [NW/ W] | [Valid=682 /-] [Invalid=0 /-] | | |
| Value | Label | Cases | Percentage |
| 1 | Not at all true/NÃ£o Ã© verdade | 42 | 6.2% |
| 2 | Hardly true/Difilmente Ã© verdade | 94 | 13.8% |
| 3 | Moderately true/Moderadamente verdade | 271 | 39.7% |
| 4 | Exactly true/Exatamente verdade | 275 | 40.3% |
| <i>Warning: these figures indicate the number of cases found in the data file. They cannot be interpreted as summary statistics of the population of interest.</i> | | | |
| # gse9v3: v3 GSE9 | | | |
| Information | [Type= discrete] [Format=numeric] [Range= 1-4] [Missing=*] | | |
| Statistics [NW/ W] | [Valid=682 /-] [Invalid=0 /-] | | |
| Value | Label | Cases | Percentage |
| 1 | Not at all true/NÃ£o Ã© verdade | 35 | 5.1% |
| 2 | Hardly true/Difilmente Ã© verdade | 76 | 11.1% |
| 3 | Moderately true/Moderadamente verdade | 281 | 41.2% |
| 4 | Exactly true/Exatamente verdade | 290 | 42.5% |
| <i>Warning: these figures indicate the number of cases found in the data file. They cannot be interpreted as summary statistics of the population of interest.</i> | | | |
| # gse10v3: v3 GSE10 | | | |
| Information | [Type= discrete] [Format=numeric] [Range= 1-4] [Missing=*] | | |
| Statistics [NW/ W] | [Valid=681 /-] [Invalid=1 /-] | | |
| Value | Label | Cases | Percentage |
| 1 | Not at all true/NÃ£o Ã© verdade | 60 | 8.8% |
| 2 | Hardly true/Difilmente Ã© verdade | 119 | 17.5% |
| 3 | Moderately true/Moderadamente verdade | 276 | 40.5% |
| 4 | Exactly true/Exatamente verdade | 226 | 33.2% |
| Sysmiss | | 1 | |
| <i>Warning: these figures indicate the number of cases found in the data file. They cannot be interpreted as summary statistics of the population of interest.</i> | | | |
| # gsehappy_ratingv3: v3 GSEhappy_rating | | | |
| Information | [Type= discrete] [Format=numeric] [Range= 1-9999] [Missing=*] | | |
| Statistics [NW/ W] | [Valid=674 /-] [Invalid=8 /-] | | |
| Value | Label | Cases | Percentage |
| 1 | 1 | 4 | 0.6% |

| # gsehappy_ratingv3: v3 GSEhappy_rating | | | |
|--|------------------------------|-------|------------|
| Value | Label | Cases | Percentage |
| 2 | 2 | 26 | 3.9% |
| 3 | 3 | 166 | 24.6% |
| 4 | 4 | 222 | 32.9% |
| 5 | 5 | 256 | 38.0% |
| 7777 | Dont know/NÃ£o sabe | 0 | |
| 8888 | Refuse/Prefer nÃ£o responder | 0 | |
| 9999 | Not applicable | 0 | |
| Sysmiss | | 8 | |

Warning: these figures indicate the number of cases found in the data file. They cannot be interpreted as summary statistics of the population of interest.

ss_person_there2: There is a special person who is around when I am in need.

| | |
|---------------------------|--|
| Information | [Type= discrete] [Format=numeric] [Range= 1-7] [Missing=*] |
| Statistics [NW/ W] | [Valid=682 /-] [Invalid=0 /-] |

| Value | Label | Cases | Percentage |
|-------|---|-------|------------|
| 1 | Very strongly disagree/ Discorda totalmente | 15 | 2.2% |
| 2 | Strongly disagree/ Discordo fortemente | 66 | 9.7% |
| 3 | Mildly disagree/ Discordo parcialmente | 25 | 3.7% |
| 4 | Neutral/ Sou neutro/a | 21 | 3.1% |
| 5 | Mildly agree/ Concordo parcialmente | 135 | 19.8% |
| 6 | Strongly agree/ Concordo fortemente | 293 | 43.0% |
| 7 | Very strongly agree/ Concordo totalmente | 127 | 18.6% |

Warning: these figures indicate the number of cases found in the data file. They cannot be interpreted as summary statistics of the population of interest.

ss_person_share2: There is a special person with whom I can share joys and sorrows.

| | |
|---------------------------|--|
| Information | [Type= discrete] [Format=numeric] [Range= 1-7] [Missing=*] |
| Statistics [NW/ W] | [Valid=492 /-] [Invalid=190 /-] |

| Value | Label | Cases | Percentage |
|---------|--|-------|------------|
| 1 | Very strongly disagree/Ndabihakana cyane ntana rimwe | 10 | 2.0% |
| 2 | Strongly disagree/Ndabihakana | 39 | 7.9% |
| 3 | Mildly disagree/Ndabihakana gake | 20 | 4.1% |
| 4 | Neutral/Ndifashe sinabihakana sinanabyemeza | 25 | 5.1% |
| 5 | Mildly agree/Ndabyemera gake | 102 | 20.7% |
| 6 | Strongly agree/Ndabyemera | 212 | 43.1% |
| 7 | Very strongly agree/Ndabyemera cyane | 84 | 17.1% |
| Sysmiss | | 190 | |

Warning: these figures indicate the number of cases found in the data file. They cannot be interpreted as summary statistics of the population of interest.

ss_family_help2: My family really tries to help me.

| | |
|---------------------------|--|
| Information | [Type= discrete] [Format=numeric] [Range= 1-7] [Missing=*] |
| Statistics [NW/ W] | [Valid=492 /-] [Invalid=190 /-] |

| Value | Label | Cases | Percentage |
|-------|--|-------|------------|
| 1 | Very strongly disagree/Ndabihakana cyane ntana rimwe | 15 | 3.0% |
| 2 | Strongly disagree/Ndabihakana | 54 | 11.0% |
| 3 | Mildly disagree/Ndabihakana gake | 22 | 4.5% |
| 4 | Neutral/Ndifashe sinabihakana sinanabyemeza | 37 | 7.5% |
| 5 | Mildly agree/Ndabyemera gake | 120 | 24.4% |

| # ss_family_help2: My family really tries to help me. | | | |
|--|--|-------|------------|
| Value | Label | Cases | Percentage |
| 6 | Strongly agree/Ndabyemera | 189 | 38.4% |
| 7 | Very strongly agree/Ndabyemera cyane | 55 | 11.2% |
| Sysmiss | | 190 | |
| <i>Warning: these figures indicate the number of cases found in the data file. They cannot be interpreted as summary statistics of the population of interest.</i> | | | |
| # ss_family_support2: I get the emotional help & support I need from my family. | | | |
| Information | [Type= discrete] [Format=numeric] [Range= 1-7] [Missing=*] | | |
| Statistics [NW/ W] | [Valid=682 /-] [Invalid=0 /-] | | |
| Value | Label | Cases | Percentage |
| 1 | Very strongly disagree/ Discorda totalmente | 25 | 3.7% |
| 2 | Strongly disagree/ Discordo fortemente | 63 | 9.2% |
| 3 | Mildly disagree/ Discordo parcialmente | 36 | 5.3% |
| 4 | Neutral/ Sou neutro/a | 38 | 5.6% |
| 5 | Mildly agree/ Concordo parcialmente | 164 | 24.0% |
| 6 | Strongly agree/ Concordo fortemente | 253 | 37.1% |
| 7 | Very strongly agree/ Concordo totalmente | 103 | 15.1% |
| <i>Warning: these figures indicate the number of cases found in the data file. They cannot be interpreted as summary statistics of the population of interest.</i> | | | |
| # ss_person_comfort2: I have a special person who is a real source of comfort to me. | | | |
| Information | [Type= discrete] [Format=numeric] [Range= 1-7] [Missing=*] | | |
| Statistics [NW/ W] | [Valid=682 /-] [Invalid=0 /-] | | |
| Value | Label | Cases | Percentage |
| 1 | Very strongly disagree/ Discorda totalmente | 8 | 1.2% |
| 2 | Strongly disagree/ Discordo fortemente | 51 | 7.5% |
| 3 | Mildly disagree/ Discordo parcialmente | 30 | 4.4% |
| 4 | Neutral/ Sou neutro/a | 31 | 4.5% |
| 5 | Mildly agree/ Concordo parcialmente | 138 | 20.2% |
| 6 | Strongly agree/ Concordo fortemente | 298 | 43.7% |
| 7 | Very strongly agree/ Concordo totalmente | 126 | 18.5% |
| <i>Warning: these figures indicate the number of cases found in the data file. They cannot be interpreted as summary statistics of the population of interest.</i> | | | |
| # ss_friends_help2: My friends really try to help me. | | | |
| Information | [Type= discrete] [Format=numeric] [Range= 1-7] [Missing=*] | | |
| Statistics [NW/ W] | [Valid=492 /-] [Invalid=190 /-] | | |
| Value | Label | Cases | Percentage |
| 1 | Very strongly disagree/Ndabihakana cyane ntana rimwe | 10 | 2.0% |
| 2 | Strongly disagree/Ndabihakana | 60 | 12.2% |
| 3 | Mildly disagree/Ndabihakana gake | 48 | 9.8% |
| 4 | Neutral/Ndifashe sinabihakana sinanabyemeza | 49 | 10.0% |
| 5 | Mildly agree/Ndabyemera gake | 167 | 33.9% |
| 6 | Strongly agree/Ndabyemera | 116 | 23.6% |
| 7 | Very strongly agree/Ndabyemera cyane | 42 | 8.5% |
| Sysmiss | | 190 | |
| <i>Warning: these figures indicate the number of cases found in the data file. They cannot be interpreted as summary statistics of the population of interest.</i> | | | |
| # ss_friends_wrong2: I can count on my friends when things go wrong. | | | |
| Information | [Type= discrete] [Format=numeric] [Range= 1-7] [Missing=*] | | |

| # ss_friends_wrong2: I can count on my friends when things go wrong. | | | |
|--|--|--|-------------------|
| Statistics [NW/ W] | | [Valid=682 /-] [Invalid=0 /-] | |
| Value | Label | Cases | Percentage |
| 1 | Very strongly disagree/ Discorda totalmente | 37 | 5.4% |
| 2 | Strongly disagree/ Discordo fortemente | 120 | 17.6% |
| 3 | Mildly disagree/ Discordo parcialmente | 88 | 12.9% |
| 4 | Neutral/ Sou neutro/a | 48 | 7.0% |
| 5 | Mildly agree/ Concordo parcialmente | 199 | 29.2% |
| 6 | Strongly agree/ Concordo fortemente | 140 | 20.5% |
| 7 | Very strongly agree/ Concordo totalmente | 50 | 7.3% |
| <i>Warning: these figures indicate the number of cases found in the data file. They cannot be interpreted as summary statistics of the population of interest.</i> | | | |
| # ss_family_prob2: I can talk about my problems with my family. | | | |
| Information | | [Type= discrete] [Format=numeric] [Range= 1-7] [Missing=*] | |
| Statistics [NW/ W] | | [Valid=492 /-] [Invalid=190 /-] | |
| Value | Label | Cases | Percentage |
| 1 | Very strongly disagree/Ndabihakana cyane ntana rimwe | 13 | 2.6% |
| 2 | Strongly disagree/Ndabihakana | 30 | 6.1% |
| 3 | Mildly disagree/Ndabihakana gake | 23 | 4.7% |
| 4 | Neutral/Ndifashe sinabihakana sinanabyemeza | 28 | 5.7% |
| 5 | Mildly agree/Ndabyemera gake | 138 | 28.0% |
| 6 | Strongly agree/Ndabyemera | 201 | 40.9% |
| 7 | Very strongly agree/Ndabyemera cyane | 59 | 12.0% |
| Sysmiss | | 190 | |
| <i>Warning: these figures indicate the number of cases found in the data file. They cannot be interpreted as summary statistics of the population of interest.</i> | | | |
| # ss_friends_share2: I have friends with whom I can share my joys and sorrows. | | | |
| Information | | [Type= discrete] [Format=numeric] [Range= 1-7] [Missing=*] | |
| Statistics [NW/ W] | | [Valid=492 /-] [Invalid=190 /-] | |
| Value | Label | Cases | Percentage |
| 1 | Very strongly disagree/Ndabihakana cyane ntana rimwe | 8 | 1.6% |
| 2 | Strongly disagree/Ndabihakana | 43 | 8.7% |
| 3 | Mildly disagree/Ndabihakana gake | 32 | 6.5% |
| 4 | Neutral/Ndifashe sinabihakana sinanabyemeza | 40 | 8.1% |
| 5 | Mildly agree/Ndabyemera gake | 165 | 33.5% |
| 6 | Strongly agree/Ndabyemera | 143 | 29.1% |
| 7 | Very strongly agree/Ndabyemera cyane | 61 | 12.4% |
| Sysmiss | | 190 | |
| <i>Warning: these figures indicate the number of cases found in the data file. They cannot be interpreted as summary statistics of the population of interest.</i> | | | |
| # ss_person_feelings2: There is a special person in my life who cares about my feelings. | | | |
| Information | | [Type= discrete] [Format=numeric] [Range= 1-7] [Missing=*] | |
| Statistics [NW/ W] | | [Valid=492 /-] [Invalid=190 /-] | |
| Value | Label | Cases | Percentage |
| 1 | Very strongly disagree/Ndabihakana cyane ntana rimwe | 14 | 2.8% |
| 2 | Strongly disagree/Ndabihakana | 35 | 7.1% |
| 3 | Mildly disagree/Ndabihakana gake | 16 | 3.3% |
| 4 | Neutral/Ndifashe sinabihakana sinanabyemeza | 31 | 6.3% |

| # ss_person_feelings2: There is a special person in my life who cares about my feelings. | | | |
|--|--|--|------------|
| Value | Label | Cases | Percentage |
| 5 | Mildly agree/Ndabyemera gake | 115 | 23.4% |
| 6 | Strongly agree/Ndabyemera | 195 | 39.6% |
| 7 | Very strongly agree/Ndabyemera cyane | 86 | 17.5% |
| Sysmiss | | 190 | |
| <i>Warning: these figures indicate the number of cases found in the data file. They cannot be interpreted as summary statistics of the population of interest.</i> | | | |
| # ss_family_decisions2: My family is willing to help me make decisions. | | | |
| Information | | [Type= discrete] [Format=numeric] [Range= 1-7] [Missing=*] | |
| Statistics [NW/ W] | | [Valid=492 /-] [Invalid=190 /-] | |
| Value | Label | Cases | Percentage |
| 1 | Very strongly disagree/Ndabihakana cyane ntana rimwe | 15 | 3.0% |
| 2 | Strongly disagree/Ndabihakana | 55 | 11.2% |
| 3 | Mildly disagree/Ndabihakana gake | 21 | 4.3% |
| 4 | Neutral/Ndifashe sinabihakana sinanabyemeza | 32 | 6.5% |
| 5 | Mildly agree/Ndabyemera gake | 142 | 28.9% |
| 6 | Strongly agree/Ndabyemera | 171 | 34.8% |
| 7 | Very strongly agree/Ndabyemera cyane | 56 | 11.4% |
| Sysmiss | | 190 | |
| <i>Warning: these figures indicate the number of cases found in the data file. They cannot be interpreted as summary statistics of the population of interest.</i> | | | |
| # ss_friends_talk2: I can talk about my problems with my friends | | | |
| Information | | [Type= discrete] [Format=numeric] [Range= 1-7] [Missing=*] | |
| Statistics [NW/ W] | | [Valid=491 /-] [Invalid=191 /-] | |
| Value | Label | Cases | Percentage |
| 1 | Very strongly disagree/Ndabihakana cyane ntana rimwe | 13 | 2.6% |
| 2 | Strongly disagree/Ndabihakana | 49 | 10.0% |
| 3 | Mildly disagree/Ndabihakana gake | 32 | 6.5% |
| 4 | Neutral/Ndifashe sinabihakana sinanabyemeza | 28 | 5.7% |
| 5 | Mildly agree/Ndabyemera gake | 191 | 38.9% |
| 6 | Strongly agree/Ndabyemera | 126 | 25.7% |
| 7 | Very strongly agree/Ndabyemera cyane | 52 | 10.6% |
| Sysmiss | | 191 | |
| <i>Warning: these figures indicate the number of cases found in the data file. They cannot be interpreted as summary statistics of the population of interest.</i> | | | |
| # ss_person_there3: There is a special person who is around when I am in need. | | | |
| Information | | [Type= discrete] [Format=numeric] [Range= 1-7] [Missing=*] | |
| Statistics [NW/ W] | | [Valid=682 /-] [Invalid=0 /-] | |
| Value | Label | Cases | Percentage |
| 1 | Very strongly disagree/ Discorda totalmente | 8 | 1.2% |
| 2 | Strongly disagree/ Discordo fortemente | 20 | 2.9% |
| 3 | Mildly disagree/ Discordo parcialmente | 18 | 2.6% |
| 4 | Neutral/ Sou neutro/a | 14 | 2.1% |
| 5 | Mildly agree/ Concordo parcialmente | 87 | 12.8% |
| 6 | Strongly agree/ Concordo fortemente | 352 | 51.6% |
| 7 | Very strongly agree/ Concordo totalmente | 183 | 26.8% |
| <i>Warning: these figures indicate the number of cases found in the data file. They cannot be interpreted as summary statistics of the population of interest.</i> | | | |

ss_person_share3: There is a special person with whom I can share joys and sorrows.

| | | | |
|---------------------------|--|--------------|-------------------|
| Information | [Type= discrete] [Format=numeric] [Range= 1-7] [Missing=*] | | |
| Statistics [NW/ W] | [Valid=492 /-] [Invalid=190 /-] | | |
| Value | Label | Cases | Percentage |
| 1 | Very strongly disagree/Ndabihakana cyane ntana rimwe | 2 | 0.4% |
| 2 | Strongly disagree/Ndabihakana | 15 | 3.0% |
| 3 | Mildly disagree/Ndabihakana gake | 11 | 2.2% |
| 4 | Neutral/Ndifashe sinabihakana sinanabyemeza | 20 | 4.1% |
| 5 | Mildly agree/Ndabyemera gake | 84 | 17.1% |
| 6 | Strongly agree/Ndabyemera | 245 | 49.8% |
| 7 | Very strongly agree/Ndabyemera cyane | 115 | 23.4% |
| Sysmiss | | 190 | |

Warning: these figures indicate the number of cases found in the data file. They cannot be interpreted as summary statistics of the population of interest.

ss_family_help3: My family really tries to help me.

| | | | |
|---------------------------|--|--------------|-------------------|
| Information | [Type= discrete] [Format=numeric] [Range= 1-7] [Missing=*] | | |
| Statistics [NW/ W] | [Valid=492 /-] [Invalid=190 /-] | | |
| Value | Label | Cases | Percentage |
| 1 | Very strongly disagree/Ndabihakana cyane ntana rimwe | 10 | 2.0% |
| 2 | Strongly disagree/Ndabihakana | 41 | 8.3% |
| 3 | Mildly disagree/Ndabihakana gake | 11 | 2.2% |
| 4 | Neutral/Ndifashe sinabihakana sinanabyemeza | 23 | 4.7% |
| 5 | Mildly agree/Ndabyemera gake | 92 | 18.7% |
| 6 | Strongly agree/Ndabyemera | 251 | 51.0% |
| 7 | Very strongly agree/Ndabyemera cyane | 64 | 13.0% |
| Sysmiss | | 190 | |

Warning: these figures indicate the number of cases found in the data file. They cannot be interpreted as summary statistics of the population of interest.

| # ss_family_support3: I get the emotional help & support I need from my family. | | | |
|--|--|--|-------------------|
| Information | | [Type= discrete] [Format=numeric] [Range= 1-7] [Missing=*] | |
| Statistics [NW/ W] | | [Valid=682 /-] [Invalid=0 /-] | |
| Value | Label | Cases | Percentage |
| 1 | Very strongly disagree/ Discorda totalmente | 13 | 1.9% |
| 2 | Strongly disagree/ Discordo fortemente | 44 | 6.5% |
| 3 | Mildly disagree/ Discordo parzialmente | 18 | 2.6% |
| 4 | Neutral/ Sou neutro/a | 30 | 4.4% |
| 5 | Mildly agree/ Concordo parzialmente | 95 | 13.9% |
| 6 | Strongly agree/ Concordo fortemente | 357 | 52.3% |
| 7 | Very strongly agree/ Concordo totalmente | 125 | 18.3% |
| <i>Warning: these figures indicate the number of cases found in the data file. They cannot be interpreted as summary statistics of the population of interest.</i> | | | |
| # ss_person_comfort3: I have a special person who is a real source of comfort to me. | | | |
| Information | | [Type= discrete] [Format=numeric] [Range= 1-7] [Missing=*] | |
| Statistics [NW/ W] | | [Valid=681 /-] [Invalid=1 /-] | |
| Value | Label | Cases | Percentage |
| 1 | Very strongly disagree/ Discorda totalmente | 14 | 2.1% |
| 2 | Strongly disagree/ Discordo fortemente | 26 | 3.8% |
| 3 | Mildly disagree/ Discordo parzialmente | 16 | 2.3% |
| 4 | Neutral/ Sou neutro/a | 21 | 3.1% |
| 5 | Mildly agree/ Concordo parzialmente | 72 | 10.6% |
| 6 | Strongly agree/ Concordo fortemente | 356 | 52.3% |
| 7 | Very strongly agree/ Concordo totalmente | 176 | 25.8% |
| Sysmiss | | 1 | |
| <i>Warning: these figures indicate the number of cases found in the data file. They cannot be interpreted as summary statistics of the population of interest.</i> | | | |
| # ss_friends_help3: My friends really try to help me. | | | |
| Information | | [Type= discrete] [Format=numeric] [Range= 1-7] [Missing=*] | |
| Statistics [NW/ W] | | [Valid=492 /-] [Invalid=190 /-] | |
| Value | Label | Cases | Percentage |
| 1 | Very strongly disagree/Ndabihakana cyane ntana rimwe | 4 | 0.8% |
| 2 | Strongly disagree/Ndabihakana | 22 | 4.5% |
| 3 | Mildly disagree/Ndabihakana gake | 28 | 5.7% |
| 4 | Neutral/Ndifashe sinabihakana sinanabyemeza | 49 | 10.0% |
| 5 | Mildly agree/Ndabyemera gake | 146 | 29.7% |
| 6 | Strongly agree/Ndabyemera | 197 | 40.0% |
| 7 | Very strongly agree/Ndabyemera cyane | 46 | 9.3% |
| Sysmiss | | 190 | |
| <i>Warning: these figures indicate the number of cases found in the data file. They cannot be interpreted as summary statistics of the population of interest.</i> | | | |
| # ss_friends_wrong3: I can count on my friends when things go wrong. | | | |
| Information | | [Type= discrete] [Format=numeric] [Range= 1-7] [Missing=*] | |
| Statistics [NW/ W] | | [Valid=681 /-] [Invalid=1 /-] | |
| Value | Label | Cases | Percentage |
| 1 | Very strongly disagree/ Discorda totalmente | 45 | 6.6% |
| 2 | Strongly disagree/ Discordo fortemente | 62 | 9.1% |

| # ss_friends_wrong3: I can count on my friends when things go wrong. | | | |
|--|--|-------|------------|
| Value | Label | Cases | Percentage |
| 3 | Mildly disagree/ Discordo parcialmente | 61 | 9.0% |
| 4 | Neutral/ Sou neutro/a | 60 | 8.8% |
| 5 | Mildly agree/ Concordo parcialmente | 182 | 26.7% |
| 6 | Strongly agree/ Concordo fortemente | 220 | 32.3% |
| 7 | Very strongly agree/ Concordo totalmente | 51 | 7.5% |
| Sysmiss | | 1 | |
| <i>Warning: these figures indicate the number of cases found in the data file. They cannot be interpreted as summary statistics of the population of interest.</i> | | | |
| # ss_family_prob3: I can talk about my problems with my family. | | | |
| Information | [Type= discrete] [Format=numeric] [Range= 1-7] [Missing=*] | | |
| Statistics [NW/ W] | [Valid=492 /-] [Invalid=190 /-] | | |
| Value | Label | Cases | Percentage |
| 1 | Very strongly disagree/Ndabihakana cyane ntana rimwe | 5 | 1.0% |
| 2 | Strongly disagree/Ndabihakana | 24 | 4.9% |
| 3 | Mildly disagree/Ndabihakana gake | 16 | 3.3% |
| 4 | Neutral/Ndifashe sinabihakana sinanabyemeza | 17 | 3.5% |
| 5 | Mildly agree/Ndabyemera gake | 95 | 19.3% |
| 6 | Strongly agree/Ndabyemera | 269 | 54.7% |
| 7 | Very strongly agree/Ndabyemera cyane | 66 | 13.4% |
| Sysmiss | | 190 | |
| <i>Warning: these figures indicate the number of cases found in the data file. They cannot be interpreted as summary statistics of the population of interest.</i> | | | |
| # ss_friends_share3: I have friends with whom I can share my joys and sorrows. | | | |
| Information | [Type= discrete] [Format=numeric] [Range= 1-7] [Missing=*] | | |
| Statistics [NW/ W] | [Valid=492 /-] [Invalid=190 /-] | | |
| Value | Label | Cases | Percentage |
| 1 | Very strongly disagree/Ndabihakana cyane ntana rimwe | 4 | 0.8% |
| 2 | Strongly disagree/Ndabihakana | 14 | 2.8% |
| 3 | Mildly disagree/Ndabihakana gake | 22 | 4.5% |
| 4 | Neutral/Ndifashe sinabihakana sinanabyemeza | 39 | 7.9% |
| 5 | Mildly agree/Ndabyemera gake | 135 | 27.4% |
| 6 | Strongly agree/Ndabyemera | 226 | 45.9% |
| 7 | Very strongly agree/Ndabyemera cyane | 52 | 10.6% |
| Sysmiss | | 190 | |
| <i>Warning: these figures indicate the number of cases found in the data file. They cannot be interpreted as summary statistics of the population of interest.</i> | | | |
| # ss_person_feelings3: There is a special person in my life who cares about my feelings. | | | |
| Information | [Type= discrete] [Format=numeric] [Range= 1-7] [Missing=*] | | |
| Statistics [NW/ W] | [Valid=492 /-] [Invalid=190 /-] | | |
| Value | Label | Cases | Percentage |
| 1 | Very strongly disagree/Ndabihakana cyane ntana rimwe | 3 | 0.6% |
| 2 | Strongly disagree/Ndabihakana | 17 | 3.5% |
| 3 | Mildly disagree/Ndabihakana gake | 15 | 3.0% |
| 4 | Neutral/Ndifashe sinabihakana sinanabyemeza | 23 | 4.7% |
| 5 | Mildly agree/Ndabyemera gake | 71 | 14.4% |
| 6 | Strongly agree/Ndabyemera | 250 | 50.8% |

ss_person_feelings3: There is a special person in my life who cares about my feelings.

| Value | Label | Cases | Percentage |
|---------|--------------------------------------|-------|------------|
| 7 | Very strongly agree/Ndabyemera cyane | 113 | 23.0% |
| Sysmiss | | 190 | |

Warning: these figures indicate the number of cases found in the data file. They cannot be interpreted as summary statistics of the population of interest.

ss_family_decisions3: My family is willing to help me make decisions.

| | |
|---------------------------|--|
| Information | [Type= discrete] [Format=numeric] [Range= 1-7] [Missing=*] |
| Statistics [NW/ W] | [Valid=492 /-] [Invalid=190 /-] |

| Value | Label | Cases | Percentage |
|---------|--|-------|------------|
| 1 | Very strongly disagree/Ndabihakana cyane ntana rimwe | 9 | 1.8% |
| 2 | Strongly disagree/Ndabihakana | 28 | 5.7% |
| 3 | Mildly disagree/Ndabihakana gake | 19 | 3.9% |
| 4 | Neutral/Ndifashe sinabihakana sinanabyemeza | 25 | 5.1% |
| 5 | Mildly agree/Ndabyemera gake | 80 | 16.3% |
| 6 | Strongly agree/Ndabyemera | 272 | 55.3% |
| 7 | Very strongly agree/Ndabyemera cyane | 59 | 12.0% |
| Sysmiss | | 190 | |

Warning: these figures indicate the number of cases found in the data file. They cannot be interpreted as summary statistics of the population of interest.

ss_friends_talk3: I can talk about my problems with my friends

| | |
|---------------------------|--|
| Information | [Type= discrete] [Format=numeric] [Range= 1-7] [Missing=*] |
| Statistics [NW/ W] | [Valid=492 /-] [Invalid=190 /-] |

| Value | Label | Cases | Percentage |
|---------|--|-------|------------|
| 1 | Very strongly disagree/Ndabihakana cyane ntana rimwe | 5 | 1.0% |
| 2 | Strongly disagree/Ndabihakana | 18 | 3.7% |
| 3 | Mildly disagree/Ndabihakana gake | 23 | 4.7% |
| 4 | Neutral/Ndifashe sinabihakana sinanabyemeza | 35 | 7.1% |
| 5 | Mildly agree/Ndabyemera gake | 151 | 30.7% |
| 6 | Strongly agree/Ndabyemera | 207 | 42.1% |
| 7 | Very strongly agree/Ndabyemera cyane | 53 | 10.8% |
| Sysmiss | | 190 | |

Warning: these figures indicate the number of cases found in the data file. They cannot be interpreted as summary statistics of the population of interest.

stress_killedv2: v2 SL1

| | |
|---------------------------|--|
| Information | [Type= discrete] [Format=numeric] [Range= 0-1] [Missing=*] |
| Statistics [NW/ W] | [Valid=635 /-] [Invalid=47 /-] |

| Value | Label | Cases | Percentage |
|---------|---------|-------|------------|
| 0 | No/Nã£o | 561 | 88.3% |
| 1 | Yes/Sim | 74 | 11.7% |
| Sysmiss | | 47 | |

Warning: these figures indicate the number of cases found in the data file. They cannot be interpreted as summary statistics of the population of interest.

stress_crimev2: v2 SL2

| | |
|---------------------------|--|
| Information | [Type= discrete] [Format=numeric] [Range= 0-1] [Missing=*] |
| Statistics [NW/ W] | [Valid=635 /-] [Invalid=47 /-] |

| Value | Label | Cases | Percentage |
|-------|---------|-------|------------|
| 0 | No/Nã£o | 579 | 91.2% |

stress_crimev2: v2 SL2

| Value | Label | Cases | Percentage |
|--------|---------|-------|------------|
| 1 | Yes/Sim | 56 | 8.8% |
| 0 | No/NÃ£o | 47 | |
| System | | | |

Warning: these figures indicate the number of cases found in the data file. They cannot be interpreted as summary statistics of the population of interest.

stress_debtv2: v2 SL3

| | |
|---------------------------|--|
| Information | [Type= discrete] [Format=numeric] [Range= 0-1] [Missing=*] |
| Statistics [NW/ W] | [Valid=635 /-] [Invalid=47 /-] |

| Value | Label | Cases | Percentage |
|--------|---------|-------|------------|
| 0 | No/NÃ£o | 428 | 67.4% |
| 1 | Yes/Sim | 207 | 32.6% |
| System | | 47 | |

Warning: these figures indicate the number of cases found in the data file. They cannot be interpreted as summary statistics of the population of interest.

stress_basicsv2: v2 SL4

| | |
|---------------------------|--|
| Information | [Type= discrete] [Format=numeric] [Range= 0-1] [Missing=*] |
| Statistics [NW/ W] | [Valid=635 /-] [Invalid=47 /-] |

| Value | Label | Cases | Percentage |
|--------|---------|-------|------------|
| 0 | No/NÃ£o | 267 | 42.0% |
| 1 | Yes/Sim | 368 | 58.0% |
| System | | 47 | |

Warning: these figures indicate the number of cases found in the data file. They cannot be interpreted as summary statistics of the population of interest.

stress_illv2: v2 SL5

| | |
|---------------------------|--|
| Information | [Type= discrete] [Format=numeric] [Range= 0-1] [Missing=*] |
| Statistics [NW/ W] | [Valid=635 /-] [Invalid=47 /-] |

| Value | Label | Cases | Percentage |
|--------|---------|-------|------------|
| 0 | No/NÃ£o | 373 | 58.7% |
| 1 | Yes/Sim | 262 | 41.3% |
| System | | 47 | |

Warning: these figures indicate the number of cases found in the data file. They cannot be interpreted as summary statistics of the population of interest.

stress_diev2: v2 SL6

| | |
|---------------------------|--|
| Information | [Type= discrete] [Format=numeric] [Range= 0-1] [Missing=*] |
| Statistics [NW/ W] | [Valid=635 /-] [Invalid=47 /-] |

| Value | Label | Cases | Percentage |
|--------|---------|-------|------------|
| 0 | No/NÃ£o | 447 | 70.4% |
| 1 | Yes/Sim | 188 | 29.6% |
| System | | 47 | |

Warning: these figures indicate the number of cases found in the data file. They cannot be interpreted as summary statistics of the population of interest.

stress_disabilityv2: v2 SL7

| | |
|---------------------------|--|
| Information | [Type= discrete] [Format=numeric] [Range= 0-1] [Missing=*] |
| Statistics [NW/ W] | [Valid=635 /-] [Invalid=47 /-] |

| Value | Label | Cases | Percentage |
|-------|---------|-------|------------|
| 0 | No/NÃ£o | 450 | 70.9% |
| 1 | Yes/Sim | 185 | 29.1% |

| # stress_disabilityv2: v2 SL7 | | | |
|--|--|--------------|-------------------|
| Value | Label | Cases | Percentage |
| Sysmiss | | 47 | |
| <i>Warning: these figures indicate the number of cases found in the data file. They cannot be interpreted as summary statistics of the population of interest.</i> | | | |
| # stress_addictionv2: v2 SL8 | | | |
| Information | [Type= discrete] [Format=numeric] [Range= 0-1] [Missing=*] | | |
| Statistics [NW/ W] | [Valid=635 /-] [Invalid=47 /-] | | |
| Value | Label | Cases | Percentage |
| 0 | No/NÃ£o | 445 | 70.1% |
| 1 | Yes/Sim | 190 | 29.9% |
| Sysmiss | | 47 | |
| <i>Warning: these figures indicate the number of cases found in the data file. They cannot be interpreted as summary statistics of the population of interest.</i> | | | |
| # stress_breakupv2: v2 SL9 | | | |
| Information | [Type= discrete] [Format=numeric] [Range= 0-1] [Missing=*] | | |
| Statistics [NW/ W] | [Valid=635 /-] [Invalid=47 /-] | | |
| Value | Label | Cases | Percentage |
| 0 | No/NÃ£o | 521 | 82.0% |
| 1 | Yes/Sim | 114 | 18.0% |
| Sysmiss | | 47 | |
| <i>Warning: these figures indicate the number of cases found in the data file. They cannot be interpreted as summary statistics of the population of interest.</i> | | | |
| # stress_beatenv2: v2 SL10 | | | |
| Information | [Type= discrete] [Format=numeric] [Range= 0-1] [Missing=*] | | |
| Statistics [NW/ W] | [Valid=635 /-] [Invalid=47 /-] | | |
| Value | Label | Cases | Percentage |
| 0 | No/NÃ£o | 508 | 80.0% |
| 1 | Yes/Sim | 127 | 20.0% |
| Sysmiss | | 47 | |
| <i>Warning: these figures indicate the number of cases found in the data file. They cannot be interpreted as summary statistics of the population of interest.</i> | | | |
| # stress_fightv2: v2 SL11 | | | |
| Information | [Type= discrete] [Format=numeric] [Range= 0-1] [Missing=*] | | |
| Statistics [NW/ W] | [Valid=635 /-] [Invalid=47 /-] | | |
| Value | Label | Cases | Percentage |
| 0 | No/NÃ£o | 510 | 80.3% |
| 1 | Yes/Sim | 125 | 19.7% |
| Sysmiss | | 47 | |
| <i>Warning: these figures indicate the number of cases found in the data file. They cannot be interpreted as summary statistics of the population of interest.</i> | | | |
| # sl12v2: v2 SL12 | | | |
| Information | [Type= discrete] [Format=numeric] [Range= 0-1] [Missing=*] | | |
| Statistics [NW/ W] | [Valid=505 /-] [Invalid=177 /-] | | |
| Value | Label | Cases | Percentage |
| 0 | No/NÃ£o | 265 | 52.5% |
| 1 | Yes/Sim | 240 | 47.5% |
| Sysmiss | | 177 | |
| <i>Warning: these figures indicate the number of cases found in the data file. They cannot be interpreted as summary statistics of the population of interest.</i> | | | |

| # sl12_textv2: v2 SL12_text | | | |
|--|--|--------------|-------------------|
| Information | [Type= discrete] [Format=character] [Missing=*] | | |
| Statistics [NW/ W] | [Valid=240 /-] | | |
| # stress_killedv3: v3 SL1 | | | |
| Information | [Type= discrete] [Format=numeric] [Range= 0-1] [Missing=*] | | |
| Statistics [NW/ W] | [Valid=635 /-] [Invalid=47 /-] | | |
| Value | Label | Cases | Percentage |
| 0 | No/NÃ£o | 588 | 92.6% |
| 1 | Yes/Sim | 47 | 7.4% |
| Sysmiss | | 47 | |
| <i>Warning: these figures indicate the number of cases found in the data file. They cannot be interpreted as summary statistics of the population of interest.</i> | | | |
| # stress_crimev3: v3 SL2 | | | |
| Information | [Type= discrete] [Format=numeric] [Range= 0-1] [Missing=*] | | |
| Statistics [NW/ W] | [Valid=634 /-] [Invalid=48 /-] | | |
| Value | Label | Cases | Percentage |
| 0 | No/NÃ£o | 597 | 94.2% |
| 1 | Yes/Sim | 37 | 5.8% |
| Sysmiss | | 48 | |
| <i>Warning: these figures indicate the number of cases found in the data file. They cannot be interpreted as summary statistics of the population of interest.</i> | | | |
| # stress_debtv3: v3 SL3 | | | |
| Information | [Type= discrete] [Format=numeric] [Range= 0-1] [Missing=*] | | |
| Statistics [NW/ W] | [Valid=635 /-] [Invalid=47 /-] | | |
| Value | Label | Cases | Percentage |
| 0 | No/NÃ£o | 465 | 73.2% |
| 1 | Yes/Sim | 170 | 26.8% |
| Sysmiss | | 47 | |
| <i>Warning: these figures indicate the number of cases found in the data file. They cannot be interpreted as summary statistics of the population of interest.</i> | | | |
| # stress_basicsv3: v3 SL4 | | | |
| Information | [Type= discrete] [Format=numeric] [Range= 0-1] [Missing=*] | | |
| Statistics [NW/ W] | [Valid=635 /-] [Invalid=47 /-] | | |
| Value | Label | Cases | Percentage |
| 0 | No/NÃ£o | 319 | 50.2% |
| 1 | Yes/Sim | 316 | 49.8% |
| Sysmiss | | 47 | |
| <i>Warning: these figures indicate the number of cases found in the data file. They cannot be interpreted as summary statistics of the population of interest.</i> | | | |
| # stress_illv3: v3 SL5 | | | |
| Information | [Type= discrete] [Format=numeric] [Range= 0-1] [Missing=*] | | |
| Statistics [NW/ W] | [Valid=635 /-] [Invalid=47 /-] | | |
| Value | Label | Cases | Percentage |
| 0 | No/NÃ£o | 417 | 65.7% |
| 1 | Yes/Sim | 218 | 34.3% |
| Sysmiss | | 47 | |
| <i>Warning: these figures indicate the number of cases found in the data file. They cannot be interpreted as summary statistics of the population of interest.</i> | | | |

| # stress_diev3: v3 SL6 | | | |
|--|---------|--|------------|
| Information | | [Type= discrete] [Format=numeric] [Range= 0-1] [Missing=*] | |
| Statistics [NW/ W] | | [Valid=635 /-] [Invalid=47 /-] | |
| Value | Label | Cases | Percentage |
| 0 | No/NÃ£o | 474 | 74.6% |
| 1 | Yes/Sim | 161 | 25.4% |
| Sysmiss | | 47 | |
| <i>Warning: these figures indicate the number of cases found in the data file. They cannot be interpreted as summary statistics of the population of interest.</i> | | | |
| # stress_disabilityv3: v3 SL7 | | | |
| Information | | [Type= discrete] [Format=numeric] [Range= 0-1] [Missing=*] | |
| Statistics [NW/ W] | | [Valid=635 /-] [Invalid=47 /-] | |
| Value | Label | Cases | Percentage |
| 0 | No/NÃ£o | 491 | 77.3% |
| 1 | Yes/Sim | 144 | 22.7% |
| Sysmiss | | 47 | |
| <i>Warning: these figures indicate the number of cases found in the data file. They cannot be interpreted as summary statistics of the population of interest.</i> | | | |
| # stress_addictionv3: v3 SL8 | | | |
| Information | | [Type= discrete] [Format=numeric] [Range= 0-1] [Missing=*] | |
| Statistics [NW/ W] | | [Valid=635 /-] [Invalid=47 /-] | |
| Value | Label | Cases | Percentage |
| 0 | No/NÃ£o | 465 | 73.2% |
| 1 | Yes/Sim | 170 | 26.8% |
| Sysmiss | | 47 | |
| <i>Warning: these figures indicate the number of cases found in the data file. They cannot be interpreted as summary statistics of the population of interest.</i> | | | |
| # stress_breakupv3: v3 SL9 | | | |
| Information | | [Type= discrete] [Format=numeric] [Range= 0-1] [Missing=*] | |
| Statistics [NW/ W] | | [Valid=635 /-] [Invalid=47 /-] | |
| Value | Label | Cases | Percentage |
| 0 | No/NÃ£o | 554 | 87.2% |
| 1 | Yes/Sim | 81 | 12.8% |
| Sysmiss | | 47 | |
| <i>Warning: these figures indicate the number of cases found in the data file. They cannot be interpreted as summary statistics of the population of interest.</i> | | | |
| # stress_beatenv3: v3 SL10 | | | |
| Information | | [Type= discrete] [Format=numeric] [Range= 0-1] [Missing=*] | |
| Statistics [NW/ W] | | [Valid=634 /-] [Invalid=48 /-] | |
| Value | Label | Cases | Percentage |
| 0 | No/NÃ£o | 549 | 86.6% |
| 1 | Yes/Sim | 85 | 13.4% |
| Sysmiss | | 48 | |
| <i>Warning: these figures indicate the number of cases found in the data file. They cannot be interpreted as summary statistics of the population of interest.</i> | | | |
| # stress_fightv3: v3 SL11 | | | |
| Information | | [Type= discrete] [Format=numeric] [Range= 0-1] [Missing=*] | |
| Statistics [NW/ W] | | [Valid=634 /-] [Invalid=48 /-] | |

| # stress_fightv3: v3 SL11 | | | |
|--|--|--------------|-------------------|
| Value | Label | Cases | Percentage |
| 0 | No/NÃ£o | 554 | 87.4% |
| 1 | Yes/Sim | 80 | 12.6% |
| Sysmiss | | 48 | |
| <i>Warning: these figures indicate the number of cases found in the data file. They cannot be interpreted as summary statistics of the population of interest.</i> | | | |
| # sl12v3: v3 SL12 | | | |
| Information | [Type= discrete] [Format=numeric] [Range= 0-1] [Missing=*] | | |
| Statistics [NW/ W] | [Valid=504 /-] [Invalid=178 /-] | | |
| Value | Label | Cases | Percentage |
| 0 | No/NÃ£o | 301 | 59.7% |
| 1 | Yes/Sim | 203 | 40.3% |
| Sysmiss | | 178 | |
| <i>Warning: these figures indicate the number of cases found in the data file. They cannot be interpreted as summary statistics of the population of interest.</i> | | | |
| # sl12_textv3: v3 SL12_text | | | |
| Information | [Type= discrete] [Format=character] [Missing=*] | | |
| Statistics [NW/ W] | [Valid=202 /-] | | |
| # pr1v2: v2 PR1 | | | |
| Information | [Type= discrete] [Format=numeric] [Range= 0-2] [Missing=*] | | |
| Statistics [NW/ W] | [Valid=680 /-] [Invalid=2 /-] | | |
| Value | Label | Cases | Percentage |
| 0 | No/NÃ£o | 359 | 52.8% |
| 1 | Yes/Sim | 100 | 14.7% |
| 2 | Sometimes/Ã£s vezes | 221 | 32.5% |
| Sysmiss | | 2 | |
| <i>Warning: these figures indicate the number of cases found in the data file. They cannot be interpreted as summary statistics of the population of interest.</i> | | | |
| # pr2v2: v2 PR2 | | | |
| Information | [Type= discrete] [Format=numeric] [Range= 0-2] [Missing=*] | | |
| Statistics [NW/ W] | [Valid=680 /-] [Invalid=2 /-] | | |
| Value | Label | Cases | Percentage |
| 0 | No/NÃ£o | 121 | 17.8% |
| 1 | Yes/Sim | 475 | 69.9% |
| 2 | Sometimes/Ã£s vezes | 84 | 12.4% |
| Sysmiss | | 2 | |
| <i>Warning: these figures indicate the number of cases found in the data file. They cannot be interpreted as summary statistics of the population of interest.</i> | | | |
| # pr3v2: v2 PR3 | | | |
| Information | [Type= discrete] [Format=numeric] [Range= 0-2] [Missing=*] | | |
| Statistics [NW/ W] | [Valid=680 /-] [Invalid=2 /-] | | |
| Value | Label | Cases | Percentage |
| 0 | No/NÃ£o | 361 | 53.1% |
| 1 | Yes/Sim | 183 | 26.9% |
| 2 | Sometimes/Ã£s vezes | 136 | 20.0% |
| Sysmiss | | 2 | |
| <i>Warning: these figures indicate the number of cases found in the data file. They cannot be interpreted as summary statistics of the population of interest.</i> | | | |

| # pr4v2: v2 PR4 | | | |
|--|--|--------------|-------------------|
| Information | [Type= discrete] [Format=numeric] [Range= 0-2] [Missing=*] | | |
| Statistics [NW/ W] | [Valid=490 /-] [Invalid=192 /-] | | |
| Value | Label | Cases | Percentage |
| 0 | No/Hoya | 96 | 19.6% |
| 1 | Yes/Yego | 331 | 67.6% |
| 2 | Sometimes/Rimwe na rimwe | 63 | 12.9% |
| Sysmiss | | 192 | |
| <i>Warning: these figures indicate the number of cases found in the data file. They cannot be interpreted as summary statistics of the population of interest.</i> | | | |
| # pr5v2: v2 PR5 | | | |
| Information | [Type= discrete] [Format=numeric] [Range= 0-2] [Missing=*] | | |
| Statistics [NW/ W] | [Valid=490 /-] [Invalid=192 /-] | | |
| Value | Label | Cases | Percentage |
| 0 | No/Hoya | 100 | 20.4% |
| 1 | Yes/Yego | 337 | 68.8% |
| 2 | Sometimes/Rimwe na rimwe | 53 | 10.8% |
| Sysmiss | | 192 | |
| <i>Warning: these figures indicate the number of cases found in the data file. They cannot be interpreted as summary statistics of the population of interest.</i> | | | |
| # pr1v3: v3 PR1 | | | |
| Information | [Type= discrete] [Format=numeric] [Range= 0-2] [Missing=*] | | |
| Statistics [NW/ W] | [Valid=680 /-] [Invalid=2 /-] | | |
| Value | Label | Cases | Percentage |
| 0 | No/Nã£o | 413 | 60.7% |
| 1 | Yes/Sim | 64 | 9.4% |
| 2 | Sometimes/ã€s vezes | 203 | 29.9% |
| Sysmiss | | 2 | |
| <i>Warning: these figures indicate the number of cases found in the data file. They cannot be interpreted as summary statistics of the population of interest.</i> | | | |
| # pr2v3: v3 PR2 | | | |
| Information | [Type= discrete] [Format=numeric] [Range= 0-2] [Missing=*] | | |
| Statistics [NW/ W] | [Valid=680 /-] [Invalid=2 /-] | | |
| Value | Label | Cases | Percentage |
| 0 | No/Nã£o | 112 | 16.5% |
| 1 | Yes/Sim | 514 | 75.6% |
| 2 | Sometimes/ã€s vezes | 54 | 7.9% |
| Sysmiss | | 2 | |
| <i>Warning: these figures indicate the number of cases found in the data file. They cannot be interpreted as summary statistics of the population of interest.</i> | | | |
| # pr3v3: v3 PR3 | | | |
| Information | [Type= discrete] [Format=numeric] [Range= 0-2] [Missing=*] | | |
| Statistics [NW/ W] | [Valid=680 /-] [Invalid=2 /-] | | |
| Value | Label | Cases | Percentage |
| 0 | No/Nã£o | 404 | 59.4% |
| 1 | Yes/Sim | 145 | 21.3% |
| 2 | Sometimes/ã€s vezes | 131 | 19.3% |
| Sysmiss | | 2 | |

| # pr3v3: v3 PR3 | | | |
|--|--------------------------|--|-------------------|
| <i>Warning: these figures indicate the number of cases found in the data file. They cannot be interpreted as summary statistics of the population of interest.</i> | | | |
| # pr4v3: v3 PR4 | | | |
| Information | | [Type= discrete] [Format=numeric] [Range= 0-2] [Missing=*] | |
| Statistics [NW/ W] | | [Valid=490 /-] [Invalid=192 /-] | |
| Value | Label | Cases | Percentage |
| 0 | No/Hoya | 80 | 16.3% |
| 1 | Yes/Yego | 345 | 70.4% |
| 2 | Sometimes/Rimwe na rimwe | 65 | 13.3% |
| Sysmiss | | 192 | |
| <i>Warning: these figures indicate the number of cases found in the data file. They cannot be interpreted as summary statistics of the population of interest.</i> | | | |
| # pr5v3: v3 PR5 | | | |
| Information | | [Type= discrete] [Format=numeric] [Range= 0-2] [Missing=*] | |
| Statistics [NW/ W] | | [Valid=490 /-] [Invalid=192 /-] | |
| Value | Label | Cases | Percentage |
| 0 | No/Hoya | 73 | 14.9% |
| 1 | Yes/Yego | 365 | 74.5% |
| 2 | Sometimes/Rimwe na rimwe | 52 | 10.6% |
| Sysmiss | | 192 | |
| <i>Warning: these figures indicate the number of cases found in the data file. They cannot be interpreted as summary statistics of the population of interest.</i> | | | |
| # skills_confidante: CFC helped me to establish a confidante relationship with a counsellor | | | |
| Information | | [Type= discrete] [Format=numeric] [Range= 0-2] [Missing=*] | |
| Statistics [NW/ W] | | [Valid=682 /-] [Invalid=0 /-] | |
| Value | Label | Cases | Percentage |
| 0 | Not at all true | 25 | 3.7% |
| 1 | Somewhat true | 130 | 19.1% |
| 2 | Very true | 527 | 77.3% |
| <i>Warning: these figures indicate the number of cases found in the data file. They cannot be interpreted as summary statistics of the population of interest.</i> | | | |
| # skills_stress: CFC helped me to identify the sources of stress in my life | | | |
| Information | | [Type= discrete] [Format=numeric] [Range= 0-2] [Missing=*] | |
| Statistics [NW/ W] | | [Valid=682 /-] [Invalid=0 /-] | |
| Value | Label | Cases | Percentage |
| 0 | Not at all true | 36 | 5.3% |
| 1 | Somewhat true | 173 | 25.4% |
| 2 | Very true | 473 | 69.4% |
| <i>Warning: these figures indicate the number of cases found in the data file. They cannot be interpreted as summary statistics of the population of interest.</i> | | | |
| # skills_emotions: CFC helped me to name and be aware of my emotions | | | |
| Information | | [Type= discrete] [Format=numeric] [Range= 0-2] [Missing=*] | |
| Statistics [NW/ W] | | [Valid=682 /-] [Invalid=0 /-] | |
| Value | Label | Cases | Percentage |
| 0 | Not at all true | 38 | 5.6% |
| 1 | Somewhat true | 167 | 24.5% |
| 2 | Very true | 477 | 69.9% |
| <i>Warning: these figures indicate the number of cases found in the data file. They cannot be interpreted as summary statistics of the population of interest.</i> | | | |

| # skills_speak: CFC helped me to speak about my emotions to others | | | |
|--|-----------------|--|-------------------|
| Information | | [Type= discrete] [Format=numeric] [Range= 0-2] [Missing=*] | |
| Statistics [NW/ W] | | [Valid=682 /-] [Invalid=0 /-] | |
| Value | Label | Cases | Percentage |
| 0 | Not at all true | 46 | 6.7% |
| 1 | Somewhat true | 205 | 30.1% |
| 2 | Very true | 431 | 63.2% |
| <i>Warning: these figures indicate the number of cases found in the data file. They cannot be interpreted as summary statistics of the population of interest.</i> | | | |
| # skills_calm: CFC helped understand ways to calm myself when I feel stressed | | | |
| Information | | [Type= discrete] [Format=numeric] [Range= 0-2] [Missing=*] | |
| Statistics [NW/ W] | | [Valid=682 /-] [Invalid=0 /-] | |
| Value | Label | Cases | Percentage |
| 0 | Not at all true | 40 | 5.9% |
| 1 | Somewhat true | 176 | 25.8% |
| 2 | Very true | 466 | 68.3% |
| <i>Warning: these figures indicate the number of cases found in the data file. They cannot be interpreted as summary statistics of the population of interest.</i> | | | |

| # skills_problems: CFC helped me to understand how to problem solve difficult situations | | | |
|--|--|--------------|-------------------|
| Information | [Type= discrete] [Format=numeric] [Range= 0-2] [Missing=*] | | |
| Statistics [NW/ W] | [Valid=682 /-] [Invalid=0 /-] | | |
| Value | Label | Cases | Percentage |
| 0 | Not at all true | 33 | 4.8% |
| 1 | Somewhat true | 206 | 30.2% |
| 2 | Very true | 443 | 65.0% |
| <i>Warning: these figures indicate the number of cases found in the data file. They cannot be interpreted as summary statistics of the population of interest.</i> | | | |
| # skills_conflict: CFC helped me to understand how to resolve conflicts within my relationships | | | |
| Information | [Type= discrete] [Format=numeric] [Range= 0-2] [Missing=*] | | |
| Statistics [NW/ W] | [Valid=682 /-] [Invalid=0 /-] | | |
| Value | Label | Cases | Percentage |
| 0 | Not at all true | 41 | 6.0% |
| 1 | Somewhat true | 183 | 26.8% |
| 2 | Very true | 458 | 67.2% |
| <i>Warning: these figures indicate the number of cases found in the data file. They cannot be interpreted as summary statistics of the population of interest.</i> | | | |
| # skills_routine: CFC helped me to establish daily routines | | | |
| Information | [Type= discrete] [Format=numeric] [Range= 0-2] [Missing=*] | | |
| Statistics [NW/ W] | [Valid=681 /-] [Invalid=1 /-] | | |
| Value | Label | Cases | Percentage |
| 0 | Not at all true | 34 | 5.0% |
| 1 | Somewhat true | 156 | 22.9% |
| 2 | Very true | 491 | 72.1% |
| Systemmiss | | 1 | |
| <i>Warning: these figures indicate the number of cases found in the data file. They cannot be interpreted as summary statistics of the population of interest.</i> | | | |
| # skills_selfcare: CFC helped me to practice self-care on a regular basis (e.g. once per week) | | | |
| Information | [Type= discrete] [Format=numeric] [Range= 0-2] [Missing=*] | | |
| Statistics [NW/ W] | [Valid=682 /-] [Invalid=0 /-] | | |
| Value | Label | Cases | Percentage |
| 0 | Not at all true | 34 | 5.0% |
| 1 | Somewhat true | 194 | 28.4% |
| 2 | Very true | 454 | 66.6% |
| <i>Warning: these figures indicate the number of cases found in the data file. They cannot be interpreted as summary statistics of the population of interest.</i> | | | |
| # skills_resources: CFC helped me to identify the support and resources available to me | | | |
| Information | [Type= discrete] [Format=numeric] [Range= 0-2] [Missing=*] | | |
| Statistics [NW/ W] | [Valid=682 /-] [Invalid=0 /-] | | |
| Value | Label | Cases | Percentage |
| 0 | Not at all true | 29 | 4.3% |
| 1 | Somewhat true | 179 | 26.2% |
| 2 | Very true | 474 | 69.5% |
| <i>Warning: these figures indicate the number of cases found in the data file. They cannot be interpreted as summary statistics of the population of interest.</i> | | | |
| # confidante_recall: v3 u_prr_1_rem | | | |
| Information | [Type= discrete] [Format=numeric] [Range= 0-1] [Missing=*] | | |

| # confidante_recall: v3 u_prr_1_rem | | | |
|--|-------------------|---|-------------------|
| Statistics [NW/ W] | | [Valid=682 /-] [Invalid=0 /-] | |
| Value | Label | Cases | Percentage |
| 0 | No/NÃ£o | 194 | 28.4% |
| 1 | Yes/Sim | 488 | 71.6% |
| <i>Warning: these figures indicate the number of cases found in the data file. They cannot be interpreted as summary statistics of the population of interest.</i> | | | |
| # confidante_rate: v3 u_prr_1_rate | | | |
| Information | | [Type= discrete] [Format=numeric] [Range= 1-10] [Missing=*] | |
| Statistics [NW/ W] | | [Valid=551 /-] [Invalid=131 /-] | |
| Value | Label | Cases | Percentage |
| 1 | 1 | 87 | 15.8% |
| 2 | 2 | 3 | 0.5% |
| 3 | 3 | 5 | 0.9% |
| 4 | 4 | 13 | 2.4% |
| 5 | 5 | 41 | 7.4% |
| 6 | 6 | 74 | 13.4% |
| 7 | 7 | 85 | 15.4% |
| 8 | 8 | 82 | 14.9% |
| 9 | 9 | 87 | 15.8% |
| 10 | 10 | 74 | 13.4% |
| Sysmiss | | 131 | |
| <i>Warning: these figures indicate the number of cases found in the data file. They cannot be interpreted as summary statistics of the population of interest.</i> | | | |
| # confidante_apply: v3 u_prr_1_learn | | | |
| Information | | [Type= discrete] [Format=numeric] [Range= 0-1] [Missing=*] | |
| Statistics [NW/ W] | | [Valid=550 /-] [Invalid=132 /-] | |
| Value | Label | Cases | Percentage |
| 0 | No/NÃ£o | 94 | 17.1% |
| 1 | Yes/Sim | 456 | 82.9% |
| Sysmiss | | 132 | |
| <i>Warning: these figures indicate the number of cases found in the data file. They cannot be interpreted as summary statistics of the population of interest.</i> | | | |
| # confidante_impact: v3 u_prr_1_learn_yes | | | |
| Information | | [Type= discrete] [Format=numeric] [Range= 1-2] [Missing=*] | |
| Statistics [NW/ W] | | [Valid=456 /-] [Invalid=226 /-] | |
| Value | Label | Cases | Percentage |
| 1 | Positive/Positivo | 455 | 99.8% |
| 2 | Negative/Negativo | 1 | 0.2% |
| Sysmiss | | 226 | |
| <i>Warning: these figures indicate the number of cases found in the data file. They cannot be interpreted as summary statistics of the population of interest.</i> | | | |
| # bucket_recall: v3 u_prr_2_rem | | | |
| Information | | [Type= discrete] [Format=numeric] [Range= 0-1] [Missing=*] | |
| Statistics [NW/ W] | | [Valid=681 /-] [Invalid=1 /-] | |
| Value | Label | Cases | Percentage |
| 0 | No/NÃ£o | 174 | 25.6% |
| 1 | Yes/Sim | 507 | 74.4% |

| # bucket_recall: v3 u_prr_2_rem | | | |
|--|-------------------|---|------------|
| Value | Label | Cases | Percentage |
| Sysmiss | | 1 | |
| <i>Warning: these figures indicate the number of cases found in the data file. They cannot be interpreted as summary statistics of the population of interest.</i> | | | |
| # bucket_rate: v3 u_prr_2_rate | | | |
| Information | | [Type= discrete] [Format=numeric] [Range= 1-10] [Missing=*] | |
| Statistics [NW/ W] | | [Valid=564 /-] [Invalid=118 /-] | |
| Value | Label | Cases | Percentage |
| 1 | 1 | 93 | 16.5% |
| 2 | 2 | 2 | 0.4% |
| 3 | 3 | 3 | 0.5% |
| 4 | 4 | 7 | 1.2% |
| 5 | 5 | 46 | 8.2% |
| 6 | 6 | 66 | 11.7% |
| 7 | 7 | 69 | 12.2% |
| 8 | 8 | 111 | 19.7% |
| 9 | 9 | 91 | 16.1% |
| 10 | 10 | 76 | 13.5% |
| Sysmiss | | 118 | |
| <i>Warning: these figures indicate the number of cases found in the data file. They cannot be interpreted as summary statistics of the population of interest.</i> | | | |
| # bucket_apply: v3 u_prr_2_learn | | | |
| Information | | [Type= discrete] [Format=numeric] [Range= 0-1] [Missing=*] | |
| Statistics [NW/ W] | | [Valid=563 /-] [Invalid=119 /-] | |
| Value | Label | Cases | Percentage |
| 0 | No/Nã£o | 102 | 18.1% |
| 1 | Yes/Sim | 461 | 81.9% |
| Sysmiss | | 119 | |
| <i>Warning: these figures indicate the number of cases found in the data file. They cannot be interpreted as summary statistics of the population of interest.</i> | | | |
| # bucket_impact: v3 u_prr_2_learn_yes | | | |
| Information | | [Type= discrete] [Format=numeric] [Range= 1-2] [Missing=*] | |
| Statistics [NW/ W] | | [Valid=461 /-] [Invalid=221 /-] | |
| Value | Label | Cases | Percentage |
| 1 | Positive/Positivo | 460 | 99.8% |
| 2 | Negative/Negativo | 1 | 0.2% |
| Sysmiss | | 221 | |
| <i>Warning: these figures indicate the number of cases found in the data file. They cannot be interpreted as summary statistics of the population of interest.</i> | | | |
| # anpm_recall: v3 u_prr_3_rem | | | |
| Information | | [Type= discrete] [Format=numeric] [Range= 0-1] [Missing=*] | |
| Statistics [NW/ W] | | [Valid=681 /-] [Invalid=1 /-] | |
| Value | Label | Cases | Percentage |
| 0 | No/Nã£o | 260 | 38.2% |
| 1 | Yes/Sim | 421 | 61.8% |
| Sysmiss | | 1 | |
| <i>Warning: these figures indicate the number of cases found in the data file. They cannot be interpreted as summary statistics of the population of interest.</i> | | | |

| # anpm_rate: v3 u_prr_3_rate | | | |
|--|-------------------|---|------------|
| Information | | [Type= discrete] [Format=numeric] [Range= 1-10] [Missing=*] | |
| Statistics [NW/ W] | | [Valid=565 /-] [Invalid=117 /-] | |
| Value | Label | Cases | Percentage |
| 1 | 1 | 124 | 21.9% |
| 2 | 2 | 11 | 1.9% |
| 3 | 3 | 4 | 0.7% |
| 4 | 4 | 15 | 2.7% |
| 5 | 5 | 40 | 7.1% |
| 6 | 6 | 66 | 11.7% |
| 7 | 7 | 84 | 14.9% |
| 8 | 8 | 93 | 16.5% |
| 9 | 9 | 70 | 12.4% |
| 10 | 10 | 58 | 10.3% |
| Sysmiss | | 117 | |
| <i>Warning: these figures indicate the number of cases found in the data file. They cannot be interpreted as summary statistics of the population of interest.</i> | | | |
| # anpm_apply: v3 u_prr_3_learn | | | |
| Information | | [Type= discrete] [Format=numeric] [Range= 0-1] [Missing=*] | |
| Statistics [NW/ W] | | [Valid=564 /-] [Invalid=118 /-] | |
| Value | Label | Cases | Percentage |
| 0 | No/NÃ£o | 142 | 25.2% |
| 1 | Yes/Sim | 422 | 74.8% |
| Sysmiss | | 118 | |
| <i>Warning: these figures indicate the number of cases found in the data file. They cannot be interpreted as summary statistics of the population of interest.</i> | | | |
| # anpm_impact: v3 u_prr_3_learn_yes | | | |
| Information | | [Type= discrete] [Format=numeric] [Range= 1-2] [Missing=*] | |
| Statistics [NW/ W] | | [Valid=422 /-] [Invalid=260 /-] | |
| Value | Label | Cases | Percentage |
| 1 | Positive/Positivo | 422 | 100.0% |
| 2 | Negative/Negativo | 0 | |
| Sysmiss | | 260 | |
| <i>Warning: these figures indicate the number of cases found in the data file. They cannot be interpreted as summary statistics of the population of interest.</i> | | | |
| # map_recall: v3 u_prr_4_rem | | | |
| Information | | [Type= discrete] [Format=numeric] [Range= 0-1] [Missing=*] | |
| Statistics [NW/ W] | | [Valid=552 /-] [Invalid=130 /-] | |
| Value | Label | Cases | Percentage |
| 0 | No/NÃ£o | 232 | 42.0% |
| 1 | Yes/Sim | 320 | 58.0% |
| Sysmiss | | 130 | |
| <i>Warning: these figures indicate the number of cases found in the data file. They cannot be interpreted as summary statistics of the population of interest.</i> | | | |
| # map_rate: v3 u_prr_4_rate | | | |
| Information | | [Type= discrete] [Format=numeric] [Range= 1-10] [Missing=*] | |
| Statistics [NW/ W] | | [Valid=445 /-] [Invalid=237 /-] | |

map_rate: v3 u_prr_4_rate

| Value | Label | Cases | Percentage |
|---------|-------|-------|------------|
| 1 | 1 | 109 | 24.5% |
| 2 | 2 | 3 | 0.7% |
| 3 | 3 | 11 | 2.5% |
| 4 | 4 | 2 | 0.4% |
| 5 | 5 | 24 | 5.4% |
| 6 | 6 | 44 | 9.9% |
| 7 | 7 | 59 | 13.3% |
| 8 | 8 | 79 | 17.8% |
| 9 | 9 | 44 | 9.9% |
| 10 | 10 | 70 | 15.7% |
| Sysmiss | | 237 | |

Warning: these figures indicate the number of cases found in the data file. They cannot be interpreted as summary statistics of the population of interest.

map_apply: v3 u_prr_4_learn

| | |
|---------------------------|--|
| Information | [Type= discrete] [Format=numeric] [Range= 0-1] [Missing=*] |
| Statistics [NW/ W] | [Valid=443 /-] [Invalid=239 /-] |

| Value | Label | Cases | Percentage |
|---------|---------|-------|------------|
| 0 | No/NÃ£o | 122 | 27.5% |
| 1 | Yes/Sim | 321 | 72.5% |
| Sysmiss | | 239 | |

Warning: these figures indicate the number of cases found in the data file. They cannot be interpreted as summary statistics of the population of interest.

map_impact: v3 u_prr_4_learn_yes

| | |
|---------------------------|--|
| Information | [Type= discrete] [Format=numeric] [Range= 1-2] [Missing=*] |
| Statistics [NW/ W] | [Valid=320 /-] [Invalid=362 /-] |

| Value | Label | Cases | Percentage |
|---------|-------------------|-------|------------|
| 1 | Positive/Positivo | 318 | 99.4% |
| 2 | Negative/Negativo | 2 | 0.6% |
| Sysmiss | | 362 | |

Warning: these figures indicate the number of cases found in the data file. They cannot be interpreted as summary statistics of the population of interest.

basket_recall: v3 u_prr_5_rem

| | |
|---------------------------|--|
| Information | [Type= discrete] [Format=numeric] [Range= 0-1] [Missing=*] |
| Statistics [NW/ W] | [Valid=682 /-] [Invalid=0 /-] |

| Value | Label | Cases | Percentage |
|-------|---------|-------|------------|
| 0 | No/NÃ£o | 118 | 17.3% |
| 1 | Yes/Sim | 564 | 82.7% |

Warning: these figures indicate the number of cases found in the data file. They cannot be interpreted as summary statistics of the population of interest.

basket_rate: v3 u_prr_5_rate

| | |
|---------------------------|---|
| Information | [Type= discrete] [Format=numeric] [Range= 1-10] [Missing=*] |
| Statistics [NW/ W] | [Valid=571 /-] [Invalid=111 /-] |

| Value | Label | Cases | Percentage |
|-------|-------|-------|------------|
| 1 | 1 | 45 | 7.9% |
| 2 | 2 | 1 | 0.2% |
| 3 | 3 | 6 | 1.1% |

basket_rate: v3 u_prr_5_rate

| Value | Label | Cases | Percentage |
|---------|-------|-------|------------|
| 4 | 4 | 15 | 2.6% |
| 5 | 5 | 29 | 5.1% |
| 6 | 6 | 63 | 11.0% |
| 7 | 7 | 98 | 17.2% |
| 8 | 8 | 112 | 19.6% |
| 9 | 9 | 80 | 14.0% |
| 10 | 10 | 122 | 21.4% |
| Sysmiss | | 111 | |

Warning: these figures indicate the number of cases found in the data file. They cannot be interpreted as summary statistics of the population of interest.

basket_apply: v3 u_prr_5_learn

| | |
|---------------------------|--|
| Information | [Type= discrete] [Format=numeric] [Range= 0-1] [Missing=*] |
| Statistics [NW/ W] | [Valid=571 /-] [Invalid=111 /-] |

| Value | Label | Cases | Percentage |
|---------|---------|-------|------------|
| 0 | No/Nã£o | 48 | 8.4% |
| 1 | Yes/Sim | 523 | 91.6% |
| Sysmiss | | 111 | |

Warning: these figures indicate the number of cases found in the data file. They cannot be interpreted as summary statistics of the population of interest.

basket_impact: v3 u_prr_5_learn_yes

| | |
|---------------------------|--|
| Information | [Type= discrete] [Format=numeric] [Range= 1-2] [Missing=*] |
| Statistics [NW/ W] | [Valid=523 /-] [Invalid=159 /-] |

| Value | Label | Cases | Percentage |
|---------|-------------------|-------|------------|
| 1 | Positive/Positivo | 522 | 99.8% |
| 2 | Negative/Negativo | 1 | 0.2% |
| Sysmiss | | 159 | |

Warning: these figures indicate the number of cases found in the data file. They cannot be interpreted as summary statistics of the population of interest.

coping_recall: v3 u_prr_6_rem

| | |
|---------------------------|--|
| Information | [Type= discrete] [Format=numeric] [Range= 0-1] [Missing=*] |
| Statistics [NW/ W] | [Valid=635 /-] [Invalid=47 /-] |

| Value | Label | Cases | Percentage |
|---------|---------|-------|------------|
| 0 | No/Nã£o | 147 | 23.1% |
| 1 | Yes/Sim | 488 | 76.9% |
| Sysmiss | | 47 | |

Warning: these figures indicate the number of cases found in the data file. They cannot be interpreted as summary statistics of the population of interest.

coping_rate: v3 u_prr_6_rate

| | |
|---------------------------|---|
| Information | [Type= discrete] [Format=numeric] [Range= 1-10] [Missing=*] |
| Statistics [NW/ W] | [Valid=555 /-] [Invalid=127 /-] |

| Value | Label | Cases | Percentage |
|-------|-------|-------|------------|
| 1 | 1 | 61 | 11.0% |
| 2 | 2 | 1 | 0.2% |
| 3 | 3 | 5 | 0.9% |
| 4 | 4 | 11 | 2.0% |
| 5 | 5 | 40 | 7.2% |

coping_rate: v3 u_prr_6_rate

| Value | Label | Cases | Percentage |
|---------|-------|-------|------------|
| 6 | 6 | 53 | 9.5% |
| 7 | 7 | 100 | 18.0% |
| 8 | 8 | 102 | 18.4% |
| 9 | 9 | 83 | 15.0% |
| 10 | 10 | 99 | 17.8% |
| Sysmiss | | 127 | |

Warning: these figures indicate the number of cases found in the data file. They cannot be interpreted as summary statistics of the population of interest.

coping_apply: v3 u_prr_6_learn

| | |
|---------------------------|--|
| Information | [Type= discrete] [Format=numeric] [Range= 0-1] [Missing=*] |
| Statistics [NW/ W] | [Valid=553 /-] [Invalid=129 /-] |

| Value | Label | Cases | Percentage |
|---------|---------|-------|------------|
| 0 | No/Nã£o | 68 | 12.3% |
| 1 | Yes/Sim | 485 | 87.7% |
| Sysmiss | | 129 | |

Warning: these figures indicate the number of cases found in the data file. They cannot be interpreted as summary statistics of the population of interest.

coping_impact: v3 u_prr_6_learn_yes

| | |
|---------------------------|--|
| Information | [Type= discrete] [Format=numeric] [Range= 1-2] [Missing=*] |
| Statistics [NW/ W] | [Valid=485 /-] [Invalid=197 /-] |

| Value | Label | Cases | Percentage |
|---------|-------------------|-------|------------|
| 1 | Positive/Positivo | 485 | 100.0% |
| 2 | Negative/Negativo | 0 | |
| Sysmiss | | 197 | |

Warning: these figures indicate the number of cases found in the data file. They cannot be interpreted as summary statistics of the population of interest.

routine_recall: v3 u_prr_7_rem

| | |
|---------------------------|--|
| Information | [Type= discrete] [Format=numeric] [Range= 0-1] [Missing=*] |
| Statistics [NW/ W] | [Valid=636 /-] [Invalid=46 /-] |

| Value | Label | Cases | Percentage |
|---------|---------|-------|------------|
| 0 | No/Nã£o | 100 | 15.7% |
| 1 | Yes/Sim | 536 | 84.3% |
| Sysmiss | | 46 | |

Warning: these figures indicate the number of cases found in the data file. They cannot be interpreted as summary statistics of the population of interest.

routine_rate: v3 u_prr_7_rate

| | |
|---------------------------|---|
| Information | [Type= discrete] [Format=numeric] [Range= 1-10] [Missing=*] |
| Statistics [NW/ W] | [Valid=575 /-] [Invalid=107 /-] |

| Value | Label | Cases | Percentage |
|-------|-------|-------|------------|
| 1 | 1 | 40 | 7.0% |
| 2 | 2 | 1 | 0.2% |
| 3 | 3 | 3 | 0.5% |
| 4 | 4 | 5 | 0.9% |
| 5 | 5 | 38 | 6.6% |
| 6 | 6 | 78 | 13.6% |
| 7 | 7 | 81 | 14.1% |

routine_rate: v3 u_prr_7_rate

| Value | Label | Cases | Percentage |
|---------|-------|-------|------------|
| 8 | 8 | 104 | 18.1% |
| 9 | 9 | 90 | 15.7% |
| 10 | 10 | 135 | 23.5% |
| Sysmiss | | 107 | |

Warning: these figures indicate the number of cases found in the data file. They cannot be interpreted as summary statistics of the population of interest.

routine_apply: v3 u_prr_7_learn

| | |
|---------------------------|--|
| Information | [Type= discrete] [Format=numeric] [Range= 0-1] [Missing=*] |
| Statistics [NW/ W] | [Valid=575 /-] [Invalid=107 /-] |

| Value | Label | Cases | Percentage |
|---------|---------|-------|------------|
| 0 | No/NÃ£o | 41 | 7.1% |
| 1 | Yes/Sim | 534 | 92.9% |
| Sysmiss | | 107 | |

Warning: these figures indicate the number of cases found in the data file. They cannot be interpreted as summary statistics of the population of interest.

routine_impact: v3 u_prr_7_learn_yes

| | |
|---------------------------|--|
| Information | [Type= discrete] [Format=numeric] [Range= 1-2] [Missing=*] |
| Statistics [NW/ W] | [Valid=534 /-] [Invalid=148 /-] |

| Value | Label | Cases | Percentage |
|---------|-------------------|-------|------------|
| 1 | Positive/Positivo | 533 | 99.8% |
| 2 | Negative/Negativo | 1 | 0.2% |
| Sysmiss | | 148 | |

Warning: these figures indicate the number of cases found in the data file. They cannot be interpreted as summary statistics of the population of interest.

blanket_recall: v3 u_prr_8_rem

| | |
|---------------------------|--|
| Information | [Type= discrete] [Format=numeric] [Range= 0-1] [Missing=*] |
| Statistics [NW/ W] | [Valid=636 /-] [Invalid=46 /-] |

| Value | Label | Cases | Percentage |
|---------|---------|-------|------------|
| 0 | No/NÃ£o | 158 | 24.8% |
| 1 | Yes/Sim | 478 | 75.2% |
| Sysmiss | | 46 | |

Warning: these figures indicate the number of cases found in the data file. They cannot be interpreted as summary statistics of the population of interest.

blanket_rate: v3 u_prr_8_rate

| | |
|---------------------------|---|
| Information | [Type= discrete] [Format=numeric] [Range= 1-10] [Missing=*] |
| Statistics [NW/ W] | [Valid=540 /-] [Invalid=142 /-] |

| Value | Label | Cases | Percentage |
|-------|-------|-------|------------|
| 1 | 1 | 59 | 10.9% |
| 2 | 2 | 2 | 0.4% |
| 3 | 3 | 4 | 0.7% |
| 4 | 4 | 12 | 2.2% |
| 5 | 5 | 38 | 7.0% |
| 6 | 6 | 67 | 12.4% |
| 7 | 7 | 79 | 14.6% |
| 8 | 8 | 107 | 19.8% |
| 9 | 9 | 76 | 14.1% |

blanket_rate: v3 u_prr_8_rate

| Value | Label | Cases | Percentage |
|---------|-------|-------|------------|
| 10 | 10 | 96 | 17.8% |
| Sysmiss | | 142 | |

Warning: these figures indicate the number of cases found in the data file. They cannot be interpreted as summary statistics of the population of interest.

blanket_apply: v3 u_prr_8_learn

| | |
|---------------------------|--|
| Information | [Type= discrete] [Format=numeric] [Range= 0-1] [Missing=*] |
| Statistics [NW/ W] | [Valid=540 /-] [Invalid=142 /-] |

| Value | Label | Cases | Percentage |
|---------|---------|-------|------------|
| 0 | No/NÃ£o | 61 | 11.3% |
| 1 | Yes/Sim | 479 | 88.7% |
| Sysmiss | | 142 | |

Warning: these figures indicate the number of cases found in the data file. They cannot be interpreted as summary statistics of the population of interest.

blanket_impact: v3 u_prr_8_learn_yes

| | |
|---------------------------|--|
| Information | [Type= discrete] [Format=numeric] [Range= 1-2] [Missing=*] |
| Statistics [NW/ W] | [Valid=479 /-] [Invalid=203 /-] |

| Value | Label | Cases | Percentage |
|---------|-------------------|-------|------------|
| 1 | Positive/Positivo | 479 | 100.0% |
| 2 | Negative/Negativo | 0 | |
| Sysmiss | | 203 | |

Warning: these figures indicate the number of cases found in the data file. They cannot be interpreted as summary statistics of the population of interest.

preg_cards_recall: v3 u_prr_9_rem

| | |
|---------------------------|--|
| Information | [Type= discrete] [Format=numeric] [Range= 0-1] [Missing=*] |
| Statistics [NW/ W] | [Valid=506 /-] [Invalid=176 /-] |

| Value | Label | Cases | Percentage |
|---------|---------|-------|------------|
| 0 | No/NÃ£o | 229 | 45.3% |
| 1 | Yes/Sim | 277 | 54.7% |
| Sysmiss | | 176 | |

Warning: these figures indicate the number of cases found in the data file. They cannot be interpreted as summary statistics of the population of interest.

preg_cards_rate: v3 u_prr_9_rate

| | |
|---------------------------|---|
| Information | [Type= discrete] [Format=numeric] [Range= 1-10] [Missing=*] |
| Statistics [NW/ W] | [Valid=384 /-] [Invalid=298 /-] |

| Value | Label | Cases | Percentage |
|---------|-------|-------|------------|
| 1 | 1 | 106 | 27.6% |
| 2 | 2 | 5 | 1.3% |
| 3 | 3 | 5 | 1.3% |
| 4 | 4 | 9 | 2.3% |
| 5 | 5 | 16 | 4.2% |
| 6 | 6 | 36 | 9.4% |
| 7 | 7 | 63 | 16.4% |
| 8 | 8 | 53 | 13.8% |
| 9 | 9 | 34 | 8.9% |
| 10 | 10 | 57 | 14.8% |
| Sysmiss | | 298 | |

preg_cards_rate: v3 u_prr_9_rate

Warning: these figures indicate the number of cases found in the data file. They cannot be interpreted as summary statistics of the population of interest.

preg_cards_apply: v3 u_prr_9_learn

Information [Type= discrete] [Format=numeric] [Range= 0-1] [Missing=*]

Statistics [NW/ W] [Valid=384 /-] [Invalid=298 /-]

| Value | Label | Cases | Percentage |
|---------|---------|-------|------------|
| 0 | No/NÃ£o | 135 | 35.2% |
| 1 | Yes/Sim | 249 | 64.8% |
| Sysmiss | | 298 | |

Warning: these figures indicate the number of cases found in the data file. They cannot be interpreted as summary statistics of the population of interest.

preg_cards_impact: v3 u_prr_9_learn_yes

Information [Type= discrete] [Format=numeric] [Range= 1-2] [Missing=*]

Statistics [NW/ W] [Valid=249 /-] [Invalid=433 /-]

| Value | Label | Cases | Percentage |
|---------|-------------------|-------|------------|
| 1 | Positive/Positivo | 249 | 100.0% |
| 2 | Negative/Negativo | 0 | |
| Sysmiss | | 433 | |

Warning: these figures indicate the number of cases found in the data file. They cannot be interpreted as summary statistics of the population of interest.

post_card_recall: v3 u_prr_10_rem

Information [Type= discrete] [Format=numeric] [Range= 0-1] [Missing=*]

Statistics [NW/ W] [Valid=506 /-] [Invalid=176 /-]

| Value | Label | Cases | Percentage |
|---------|---------|-------|------------|
| 0 | No/NÃ£o | 187 | 37.0% |
| 1 | Yes/Sim | 319 | 63.0% |
| Sysmiss | | 176 | |

Warning: these figures indicate the number of cases found in the data file. They cannot be interpreted as summary statistics of the population of interest.

post_card_rate: v3 u_prr_10_rate

Information [Type= discrete] [Format=numeric] [Range= 1-10] [Missing=*]

Statistics [NW/ W] [Valid=387 /-] [Invalid=295 /-]

| Value | Label | Cases | Percentage |
|---------|-------|-------|------------|
| 1 | 1 | 68 | 17.6% |
| 2 | 2 | 4 | 1.0% |
| 3 | 3 | 5 | 1.3% |
| 4 | 4 | 5 | 1.3% |
| 5 | 5 | 16 | 4.1% |
| 6 | 6 | 62 | 16.0% |
| 7 | 7 | 59 | 15.2% |
| 8 | 8 | 56 | 14.5% |
| 9 | 9 | 54 | 14.0% |
| 10 | 10 | 58 | 15.0% |
| Sysmiss | | 295 | |

Warning: these figures indicate the number of cases found in the data file. They cannot be interpreted as summary statistics of the population of interest.

post_card_apply: v3 u_prr_10_learn

Information [Type= discrete] [Format=numeric] [Range= 0-1] [Missing=*]

| # post_card_apply: v3 u_prr_10_learn | | | |
|--|-------------------|---|-------------------|
| Statistics [NW/ W] | | [Valid=386 /-] [Invalid=296 /-] | |
| Value | Label | Cases | Percentage |
| 0 | No/NÃ£o | 79 | 20.5% |
| 1 | Yes/Sim | 307 | 79.5% |
| Sysmiss | | 296 | |
| <i>Warning: these figures indicate the number of cases found in the data file. They cannot be interpreted as summary statistics of the population of interest.</i> | | | |
| # post_card_impact: v3 u_prr_10_learn_yes | | | |
| Information | | [Type= discrete] [Format=numeric] [Range= 1-2] [Missing=*] | |
| Statistics [NW/ W] | | [Valid=307 /-] [Invalid=375 /-] | |
| Value | Label | Cases | Percentage |
| 1 | Positive/Positivo | 305 | 99.3% |
| 2 | Negative/Negativo | 2 | 0.7% |
| Sysmiss | | 375 | |
| <i>Warning: these figures indicate the number of cases found in the data file. They cannot be interpreted as summary statistics of the population of interest.</i> | | | |
| # fetal_card_recall: v3 u_prr_11_rem | | | |
| Information | | [Type= discrete] [Format=numeric] [Range= 0-1] [Missing=*] | |
| Statistics [NW/ W] | | [Valid=506 /-] [Invalid=176 /-] | |
| Value | Label | Cases | Percentage |
| 0 | No/NÃ£o | 245 | 48.4% |
| 1 | Yes/Sim | 261 | 51.6% |
| Sysmiss | | 176 | |
| <i>Warning: these figures indicate the number of cases found in the data file. They cannot be interpreted as summary statistics of the population of interest.</i> | | | |
| # fetal_card_rate: v3 u_prr_11_rate | | | |
| Information | | [Type= discrete] [Format=numeric] [Range= 1-10] [Missing=*] | |
| Statistics [NW/ W] | | [Valid=382 /-] [Invalid=300 /-] | |
| Value | Label | Cases | Percentage |
| 1 | 1 | 113 | 29.6% |
| 2 | 2 | 9 | 2.4% |
| 3 | 3 | 6 | 1.6% |
| 4 | 4 | 4 | 1.0% |
| 5 | 5 | 17 | 4.5% |
| 6 | 6 | 30 | 7.9% |
| 7 | 7 | 63 | 16.5% |
| 8 | 8 | 49 | 12.8% |
| 9 | 9 | 43 | 11.3% |
| 10 | 10 | 48 | 12.6% |
| Sysmiss | | 300 | |
| <i>Warning: these figures indicate the number of cases found in the data file. They cannot be interpreted as summary statistics of the population of interest.</i> | | | |
| # fetal_card_apply: v3 u_prr_11_learn | | | |
| Information | | [Type= discrete] [Format=numeric] [Range= 0-1] [Missing=*] | |
| Statistics [NW/ W] | | [Valid=382 /-] [Invalid=300 /-] | |
| Value | Label | Cases | Percentage |
| 0 | No/NÃ£o | 133 | 34.8% |

| # fetal_card_apply: v3 u_prr_11_learn | | | |
|--|--|--------------|-------------------|
| Value | Label | Cases | Percentage |
| 1 | Yes/Sim | 249 | 65.2% |
| Sysmiss | | 300 | |
| <i>Warning: these figures indicate the number of cases found in the data file. They cannot be interpreted as summary statistics of the population of interest.</i> | | | |
| # fetal_card_impact: v3 u_prr_11_learn_yes | | | |
| Information | [Type= discrete] [Format=numeric] [Range= 1-2] [Missing=*] | | |
| Statistics [NW/ W] | [Valid=250 /-] [Invalid=432 /-] | | |
| Value | Label | Cases | Percentage |
| 1 | Positive/Positivo | 250 | 100.0% |
| 2 | Negative/Negativo | 0 | |
| Sysmiss | | 432 | |
| <i>Warning: these figures indicate the number of cases found in the data file. They cannot be interpreted as summary statistics of the population of interest.</i> | | | |
| # healthy_recall: v3 u_prr_12_rem | | | |
| Information | [Type= discrete] [Format=numeric] [Range= 0-1] [Missing=*] | | |
| Statistics [NW/ W] | [Valid=635 /-] [Invalid=47 /-] | | |
| Value | Label | Cases | Percentage |
| 0 | No/Nã£o | 113 | 17.8% |
| 1 | Yes/Sim | 522 | 82.2% |
| Sysmiss | | 47 | |
| <i>Warning: these figures indicate the number of cases found in the data file. They cannot be interpreted as summary statistics of the population of interest.</i> | | | |

| # healthy_rate: v3 u_prr_12_rate | | | |
|--|---|--------------|-------------------|
| Information | [Type= discrete] [Format=numeric] [Range= 1-10] [Missing=*] | | |
| Statistics [NW/ W] | [Valid=594 /-] [Invalid=88 /-] | | |
| Value | Label | Cases | Percentage |
| 1 | 1 | 65 | 10.9% |
| 2 | 2 | 5 | 0.8% |
| 3 | 3 | 8 | 1.3% |
| 4 | 4 | 13 | 2.2% |
| 5 | 5 | 35 | 5.9% |
| 6 | 6 | 69 | 11.6% |
| 7 | 7 | 69 | 11.6% |
| 8 | 8 | 99 | 16.7% |
| 9 | 9 | 77 | 13.0% |
| 10 | 10 | 154 | 25.9% |
| Sysmiss | | 88 | |
| <i>Warning: these figures indicate the number of cases found in the data file. They cannot be interpreted as summary statistics of the population of interest.</i> | | | |
| # healthy_apply: v3 u_prr_12_learn | | | |
| Information | [Type= discrete] [Format=numeric] [Range= 0-1] [Missing=*] | | |
| Statistics [NW/ W] | [Valid=593 /-] [Invalid=89 /-] | | |
| Value | Label | Cases | Percentage |
| 0 | No/NÃ£o | 72 | 12.1% |
| 1 | Yes/Sim | 521 | 87.9% |
| Sysmiss | | 89 | |
| <i>Warning: these figures indicate the number of cases found in the data file. They cannot be interpreted as summary statistics of the population of interest.</i> | | | |
| # healthy_impact: v3 u_prr_12_learn_yes | | | |
| Information | [Type= discrete] [Format=numeric] [Range= 1-2] [Missing=*] | | |
| Statistics [NW/ W] | [Valid=522 /-] [Invalid=160 /-] | | |
| Value | Label | Cases | Percentage |
| 1 | Positive/Positivo | 519 | 99.4% |
| 2 | Negative/Negativo | 3 | 0.6% |
| Sysmiss | | 160 | |
| <i>Warning: these figures indicate the number of cases found in the data file. They cannot be interpreted as summary statistics of the population of interest.</i> | | | |
| # cg_card_recall: v3 u_prr_13_rem | | | |
| Information | [Type= discrete] [Format=numeric] [Range= 0-1] [Missing=*] | | |
| Statistics [NW/ W] | [Valid=636 /-] [Invalid=46 /-] | | |
| Value | Label | Cases | Percentage |
| 0 | No/NÃ£o | 160 | 25.2% |
| 1 | Yes/Sim | 476 | 74.8% |
| Sysmiss | | 46 | |
| <i>Warning: these figures indicate the number of cases found in the data file. They cannot be interpreted as summary statistics of the population of interest.</i> | | | |
| # cg_card_rate: v3 u_prr_13_rate | | | |
| Information | [Type= discrete] [Format=numeric] [Range= 1-10] [Missing=*] | | |
| Statistics [NW/ W] | [Valid=563 /-] [Invalid=119 /-] | | |

cg_card_rate: v3 u_prr_13_rate

| Value | Label | Cases | Percentage |
|---------|-------|-------|------------|
| 1 | 1 | 68 | 12.1% |
| 2 | 2 | 18 | 3.2% |
| 3 | 3 | 9 | 1.6% |
| 4 | 4 | 7 | 1.2% |
| 5 | 5 | 35 | 6.2% |
| 6 | 6 | 50 | 8.9% |
| 7 | 7 | 72 | 12.8% |
| 8 | 8 | 95 | 16.9% |
| 9 | 9 | 83 | 14.7% |
| 10 | 10 | 126 | 22.4% |
| Sysmiss | | 119 | |

Warning: these figures indicate the number of cases found in the data file. They cannot be interpreted as summary statistics of the population of interest.

cg_card_apply: v3 u_prr_13_learn

| | |
|---------------------------|--|
| Information | [Type= discrete] [Format=numeric] [Range= 0-1] [Missing=*] |
| Statistics [NW/ W] | [Valid=562 /-] [Invalid=120 /-] |

| Value | Label | Cases | Percentage |
|---------|---------|-------|------------|
| 0 | No/NÃ£o | 85 | 15.1% |
| 1 | Yes/Sim | 477 | 84.9% |
| Sysmiss | | 120 | |

Warning: these figures indicate the number of cases found in the data file. They cannot be interpreted as summary statistics of the population of interest.

cg_card_impact: v3 u_prr_13_learn_yes

| | |
|---------------------------|--|
| Information | [Type= discrete] [Format=numeric] [Range= 1-2] [Missing=*] |
| Statistics [NW/ W] | [Valid=478 /-] [Invalid=204 /-] |

| Value | Label | Cases | Percentage |
|---------|-------------------|-------|------------|
| 1 | Positive/Positivo | 476 | 99.6% |
| 2 | Negative/Negativo | 2 | 0.4% |
| Sysmiss | | 204 | |

Warning: these figures indicate the number of cases found in the data file. They cannot be interpreted as summary statistics of the population of interest.

child_card_recall: v3 u_prr_14_rem

| | |
|---------------------------|--|
| Information | [Type= discrete] [Format=numeric] [Range= 0-1] [Missing=*] |
| Statistics [NW/ W] | [Valid=504 /-] [Invalid=178 /-] |

| Value | Label | Cases | Percentage |
|---------|---------|-------|------------|
| 0 | No/NÃ£o | 113 | 22.4% |
| 1 | Yes/Sim | 391 | 77.6% |
| Sysmiss | | 178 | |

Warning: these figures indicate the number of cases found in the data file. They cannot be interpreted as summary statistics of the population of interest.

child_card_rate: v3 u_prr_14_rate

| | |
|---------------------------|---|
| Information | [Type= discrete] [Format=numeric] [Range= 1-10] [Missing=*] |
| Statistics [NW/ W] | [Valid=440 /-] [Invalid=242 /-] |

| Value | Label | Cases | Percentage |
|-------|-------|-------|------------|
| 1 | 1 | 48 | 10.9% |
| 2 | 2 | 6 | 1.4% |

| # child_card_rate: v3 u_prr_14_rate | | | |
|--|--|-------|------------|
| Value | Label | Cases | Percentage |
| 3 | 3 | 5 | 1.1% |
| 4 | 4 | 2 | 0.5% |
| 5 | 5 | 12 | 2.7% |
| 6 | 6 | 45 | 10.2% |
| 7 | 7 | 67 | 15.2% |
| 8 | 8 | 65 | 14.8% |
| 9 | 9 | 63 | 14.3% |
| 10 | 10 | 127 | 28.9% |
| Sysmiss | | 242 | |
| <i>Warning: these figures indicate the number of cases found in the data file. They cannot be interpreted as summary statistics of the population of interest.</i> | | | |
| # child_card_apply: v3 u_prr_14_learn | | | |
| Information | [Type= discrete] [Format=numeric] [Range= 0-1] [Missing=*] | | |
| Statistics [NW/ W] | [Valid=440 /-] [Invalid=242 /-] | | |
| Value | Label | Cases | Percentage |
| 0 | No/NÃ£o | 55 | 12.5% |
| 1 | Yes/Sim | 385 | 87.5% |
| Sysmiss | | 242 | |
| <i>Warning: these figures indicate the number of cases found in the data file. They cannot be interpreted as summary statistics of the population of interest.</i> | | | |
| # child_card_impact: v3 u_prr_14_learn_yes | | | |
| Information | [Type= discrete] [Format=numeric] [Range= 1-2] [Missing=*] | | |
| Statistics [NW/ W] | [Valid=385 /-] [Invalid=297 /-] | | |
| Value | Label | Cases | Percentage |
| 1 | Positive/Positivo | 384 | 99.7% |
| 2 | Negative/Negativo | 1 | 0.3% |
| Sysmiss | | 297 | |
| <i>Warning: these figures indicate the number of cases found in the data file. They cannot be interpreted as summary statistics of the population of interest.</i> | | | |
| # u_pc_datev3: v3 u_pc_date | | | |
| Information | [Type= discrete] [Format=character] [Missing=*] | | |
| Statistics [NW/ W] | [Valid=530 /-] | | |
| # u_pc_1v3: Has CFC helped you with coping with your emotions? | | | |
| Information | [Type= discrete] [Format=numeric] [Range= 1-5] [Missing=*] | | |
| Statistics [NW/ W] | [Valid=682 /-] [Invalid=0 /-] | | |
| Value | Label | Cases | Percentage |
| 1 | No, it has made it worse/ NÃ£o, piorou as coisas | 0 | |
| 2 | No difference/ Nenhuma diferenÃ§a | 23 | 3.4% |
| 3 | Improved a little bit/ Melhorou um pouco | 121 | 17.7% |
| 4 | Improved quite a lot/ Melhorou significativamente | 275 | 40.3% |
| 5 | Improved a great deal/ Melhorou muito | 263 | 38.6% |
| <i>Warning: these figures indicate the number of cases found in the data file. They cannot be interpreted as summary statistics of the population of interest.</i> | | | |
| # u_pc_2v3: Has CFC helped you feel better about yourself (increased self-esteem)? | | | |
| Information | [Type= discrete] [Format=numeric] [Range= 1-5] [Missing=*] | | |
| Statistics [NW/ W] | [Valid=682 /-] [Invalid=0 /-] | | |

u_pc_2v3: Has CFC helped you feel better about yourself (increased self-esteem)?

| Value | Label | Cases | Percentage |
|-------|---|-------|------------|
| 1 | No, it has made it worse/ Não, piorou as coisas | 0 | |
| 2 | No difference/ Nenhuma diferença | 26 | 3.8% |
| 3 | Improved a little bit/ Melhorou um pouco | 107 | 15.7% |
| 4 | Improved quite a lot/ Melhorou significativamente | 298 | 43.7% |
| 5 | Improved a great deal/ Melhorou muito | 251 | 36.8% |

Warning: these figures indicate the number of cases found in the data file. They cannot be interpreted as summary statistics of the population of interest.

u_pc_3v3: Has CFC helped you in dealing with practical day to day issues

| | |
|---------------------------|--|
| Information | [Type= discrete] [Format=numeric] [Range= 1-5] [Missing=*] |
| Statistics [NW/ W] | [Valid=682 /-] [Invalid=0 /-] |

| Value | Label | Cases | Percentage |
|-------|---|-------|------------|
| 1 | No, it has made it worse/ Não, piorou as coisas | 1 | 0.1% |
| 2 | No difference/ Nenhuma diferença | 34 | 5.0% |
| 3 | Improved a little bit/ Melhorou um pouco | 117 | 17.2% |
| 4 | Improved quite a lot/ Melhorou significativamente | 260 | 38.1% |
| 5 | Improved a great deal/ Melhorou muito | 270 | 39.6% |

Warning: these figures indicate the number of cases found in the data file. They cannot be interpreted as summary statistics of the population of interest.

u_pc_4v3: Has CFC helped you with being able to feel relaxed?

| | |
|---------------------------|--|
| Information | [Type= discrete] [Format=numeric] [Range= 1-5] [Missing=*] |
| Statistics [NW/ W] | [Valid=681 /-] [Invalid=1 /-] |

| Value | Label | Cases | Percentage |
|---------|---|-------|------------|
| 1 | No, it has made it worse/ Não, piorou as coisas | 1 | 0.1% |
| 2 | No difference/ Nenhuma diferença | 30 | 4.4% |
| 3 | Improved a little bit/ Melhorou um pouco | 124 | 18.2% |
| 4 | Improved quite a lot/ Melhorou significativamente | 273 | 40.1% |
| 5 | Improved a great deal/ Melhorou muito | 253 | 37.2% |
| Sysmiss | | 1 | |

Warning: these figures indicate the number of cases found in the data file. They cannot be interpreted as summary statistics of the population of interest.

u_pc_5v3: Has CFC helped you to cope with stressful situations?

| | |
|---------------------------|--|
| Information | [Type= discrete] [Format=numeric] [Range= 1-5] [Missing=*] |
| Statistics [NW/ W] | [Valid=682 /-] [Invalid=0 /-] |

| Value | Label | Cases | Percentage |
|-------|---|-------|------------|
| 1 | No, it has made it worse/ Não, piorou as coisas | 1 | 0.1% |
| 2 | No difference/ Nenhuma diferença | 33 | 4.8% |
| 3 | Improved a little bit/ Melhorou um pouco | 132 | 19.4% |
| 4 | Improved quite a lot/ Melhorou significativamente | 268 | 39.3% |
| 5 | Improved a great deal/ Melhorou muito | 248 | 36.4% |

Warning: these figures indicate the number of cases found in the data file. They cannot be interpreted as summary statistics of the population of interest.

u_pc_6v3: Has CFC helped you with your relationship with your partner?

| | |
|---------------------------|--|
| Information | [Type= discrete] [Format=numeric] [Range= 1-5] [Missing=*] |
| Statistics [NW/ W] | [Valid=680 /-] [Invalid=2 /-] |

| Value | Label | Cases | Percentage |
|-------|---|-------|------------|
| 1 | No, it has made it worse/ Não, piorou as coisas | 4 | 0.6% |

| # u_pc_6v3: Has CFC helped you with your relationship with your partner? | | | |
|--|---|--|------------|
| Value | Label | Cases | Percentage |
| 2 | No difference/ Nenhuma diferena | 83 | 12.2% |
| 3 | Improved a little bit/ Melhorou um pouco | 118 | 17.4% |
| 4 | Improved quite a lot/ Melhorou significativamente | 251 | 36.9% |
| 5 | Improved a great deal/ Melhorou muito | 224 | 32.9% |
| Sysmiss | | 2 | |
| <i>Warning: these figures indicate the number of cases found in the data file. They cannot be interpreted as summary statistics of the population of interest.</i> | | | |
| # u_pc_7v3: Has CFC helped you with your relationship with other people besides your partner | | | |
| Information | | [Type= discrete] [Format=numeric] [Range= 1-5] [Missing=*] | |
| Statistics [NW/ W] | | [Valid=681 /-] [Invalid=1 /-] | |
| Value | Label | Cases | Percentage |
| 1 | No, it has made it worse/ No, piorou as coisas | 1 | 0.1% |
| 2 | No difference/ Nenhuma diferena | 56 | 8.2% |
| 3 | Improved a little bit/ Melhorou um pouco | 117 | 17.2% |
| 4 | Improved quite a lot/ Melhorou significativamente | 279 | 41.0% |
| 5 | Improved a great deal/ Melhorou muito | 228 | 33.5% |
| Sysmiss | | 1 | |
| <i>Warning: these figures indicate the number of cases found in the data file. They cannot be interpreted as summary statistics of the population of interest.</i> | | | |
| # u_pc_8v3: Has CFC has helped you with your relationship with your child? | | | |
| Information | | [Type= discrete] [Format=numeric] [Range= 1-5] [Missing=*] | |
| Statistics [NW/ W] | | [Valid=681 /-] [Invalid=1 /-] | |
| Value | Label | Cases | Percentage |
| 1 | No, it has made it worse/ No, piorou as coisas | 0 | |
| 2 | No difference/ Nenhuma diferena | 25 | 3.7% |
| 3 | Improved a little bit/ Melhorou um pouco | 67 | 9.8% |
| 4 | Improved quite a lot/ Melhorou significativamente | 266 | 39.1% |
| 5 | Improved a great deal/ Melhorou muito | 323 | 47.4% |
| Sysmiss | | 1 | |
| <i>Warning: these figures indicate the number of cases found in the data file. They cannot be interpreted as summary statistics of the population of interest.</i> | | | |
| # u_pc_9v3: Has CFC helped your partner or family's relationship with your child? | | | |
| Information | | [Type= discrete] [Format=numeric] [Range= 1-5] [Missing=*] | |
| Statistics [NW/ W] | | [Valid=678 /-] [Invalid=4 /-] | |
| Value | Label | Cases | Percentage |
| 1 | No, it has made it worse/ No, piorou as coisas | 1 | 0.1% |
| 2 | No difference/ Nenhuma diferena | 46 | 6.8% |
| 3 | Improved a little bit/ Melhorou um pouco | 105 | 15.5% |
| 4 | Improved quite a lot/ Melhorou significativamente | 275 | 40.6% |
| 5 | Improved a great deal/ Melhorou muito | 251 | 37.0% |
| Sysmiss | | 4 | |
| <i>Warning: these figures indicate the number of cases found in the data file. They cannot be interpreted as summary statistics of the population of interest.</i> | | | |
| # u_pc_10v3: Has CFC helped you with understanding your child's communication and needs? | | | |
| Information | | [Type= discrete] [Format=numeric] [Range= 1-5] [Missing=*] | |
| Statistics [NW/ W] | | [Valid=680 /-] [Invalid=2 /-] | |

u_pc_10v3: Has CFC helped you with understanding your child's communication and needs?

| Value | Label | Cases | Percentage |
|---------|---|-------|------------|
| 1 | No, it has made it worse/ Não, piorou as coisas | 0 | |
| 2 | No difference/ Nenhuma diferença | 27 | 4.0% |
| 3 | Improved a little bit/ Melhorou um pouco | 101 | 14.9% |
| 4 | Improved quite a lot/ Melhorou significativamente | 268 | 39.4% |
| 5 | Improved a great deal/ Melhorou muito | 284 | 41.8% |
| Sysmiss | | 2 | |

Warning: these figures indicate the number of cases found in the data file. They cannot be interpreted as summary statistics of the population of interest.

perception_of_cfc_in_v_0v3: v3 perception_of_cfc_in_v_0

| | |
|---------------------------|--|
| Information | [Type= discrete] [Format=numeric] [Range= 0-2] [Missing=*] |
| Statistics [NW/ W] | [Valid=523 /-] [Invalid=159 /-] |

| Value | Label | Cases | Percentage |
|---------|------------|-------|------------|
| 0 | Incomplete | 0 | |
| 1 | Unverified | 61 | 11.7% |
| 2 | Complete | 462 | 88.3% |
| Sysmiss | | 159 | |

Warning: these figures indicate the number of cases found in the data file. They cannot be interpreted as summary statistics of the population of interest.

u_uc_1v3: v3 u_uc_1

| | |
|---------------------------|--|
| Information | [Type= discrete] [Format=numeric] [Range= 0-1] [Missing=*] |
| Statistics [NW/ W] | [Valid=682 /-] [Invalid=0 /-] |

| Value | Label | Cases | Percentage |
|-------|---------|-------|------------|
| 0 | No/Não | 676 | 99.1% |
| 1 | Yes/Sim | 6 | 0.9% |

Warning: these figures indicate the number of cases found in the data file. They cannot be interpreted as summary statistics of the population of interest.

u_uc_2v3: v3 u_uc_2

| | |
|---------------------------|--|
| Information | [Type= discrete] [Format=numeric] [Range= 0-1] [Missing=*] |
| Statistics [NW/ W] | [Valid=636 /-] [Invalid=46 /-] |

| Value | Label | Cases | Percentage |
|---------|---------|-------|------------|
| 0 | No/Não | 395 | 62.1% |
| 1 | Yes/Sim | 241 | 37.9% |
| Sysmiss | | 46 | |

Warning: these figures indicate the number of cases found in the data file. They cannot be interpreted as summary statistics of the population of interest.

u_uc_3v3: v3 u_uc_3

| | |
|---------------------------|---|
| Information | [Type= discrete] [Format=numeric] [Range= 1-10] [Missing=*] |
| Statistics [NW/ W] | [Valid=635 /-] [Invalid=47 /-] |

| Value | Label | Cases | Percentage |
|-------|-------|-------|------------|
| 1 | 1 | 1 | 0.2% |
| 2 | 2 | 3 | 0.5% |
| 3 | 3 | 5 | 0.8% |
| 4 | 4 | 4 | 0.6% |
| 5 | 5 | 41 | 6.5% |
| 6 | 6 | 71 | 11.2% |
| 7 | 7 | 66 | 10.4% |

| # u_uc_3v3: v3 u_uc_3 | | | |
|--|---------|--|------------|
| Value | Label | Cases | Percentage |
| 8 | 8 | 122 | 19.2% |
| 9 | 9 | 133 | 20.9% |
| 10 | 10 | 189 | 29.8% |
| Sysmiss | | 47 | |
| <i>Warning: these figures indicate the number of cases found in the data file. They cannot be interpreted as summary statistics of the population of interest.</i> | | | |
| # u_uc_4v3: v3 u_uc_4 | | | |
| Information | | [Type= discrete] [Format=numeric] [Range= 0-1] [Missing=*] | |
| Statistics [NW/ W] | | [Valid=635 /-] [Invalid=47 /-] | |
| Value | Label | Cases | Percentage |
| 0 | No/NÃ£o | 611 | 96.2% |
| 1 | Yes/Sim | 24 | 3.8% |
| Sysmiss | | 47 | |
| <i>Warning: these figures indicate the number of cases found in the data file. They cannot be interpreted as summary statistics of the population of interest.</i> | | | |
| # u_uc_5v3: v3 u_uc_5 | | | |
| Information | | [Type= discrete] [Format=numeric] [Range= 0-1] [Missing=*] | |
| Statistics [NW/ W] | | [Valid=636 /-] [Invalid=46 /-] | |
| Value | Label | Cases | Percentage |
| 0 | No/NÃ£o | 111 | 17.5% |
| 1 | Yes/Sim | 525 | 82.5% |
| Sysmiss | | 46 | |
| <i>Warning: these figures indicate the number of cases found in the data file. They cannot be interpreted as summary statistics of the population of interest.</i> | | | |
| # u_uc_5_nov3: v3 u_uc_5_no | | | |
| Information | | [Type= discrete] [Format=character] [Missing=*] | |
| Statistics [NW/ W] | | [Valid=110 /-] | |
| # dobv1: v1 dob | | | |
| Information | | [Type= continuous] [Format=numeric] [Range= 5639-22544] [Missing=*] | |
| Statistics [NW/ W] | | [Valid=190 /-] [Invalid=492 /-] [Mean=12548.532 /-] [StdDev=2787.218 /-] | |
| # gfdv2: v2 GFdate | | | |
| Information | | [Type= discrete] [Format=character] [Missing=*] | |
| Statistics [NW/ W] | | [Valid=542 /-] | |
| # u_prr_4_learn_nov2: v2 u_prr_4_learn_no | | | |
| Information | | [Type= discrete] [Format=character] [Missing=*] | |
| Statistics [NW/ W] | | [Valid=14 /-] [Invalid=0 /-] | |
| # u_mh_8_datev2: v2 u_mh_8_date | | | |
| Information | | [Type= discrete] [Format=character] [Missing=*] | |
| Statistics [NW/ W] | | [Valid=680 /-] | |
| # psychological_constr_v_0v2: v2 psychological_constr_v_0 | | | |
| Information | | [Type= discrete] [Format=numeric] [Range= 0-2] [Missing=*] | |
| Statistics [NW/ W] | | [Valid=47 /-] [Invalid=635 /-] | |

| # psychological_constr_v_0v2: v2 psychological_constr_v_0 | | | |
|--|------------|--|------------|
| Value | Label | Cases | Percentage |
| 0 | Incomplete | 0 | |
| 1 | Unverified | 0 | |
| 2 | Complete | 47 | 100.0% |
| Sysmiss | | 635 | |
| <i>Warning: these figures indicate the number of cases found in the data file. They cannot be interpreted as summary statistics of the population of interest.</i> | | | |
| # parenting_stress_ind_v_1v2: v2 parenting_stress_ind_v_1 | | | |
| Information | | [Type= discrete] [Format=numeric] [Range= 0-2] [Missing=*] | |
| Statistics [NW/ W] | | [Valid=43 /-] [Invalid=639 /-] | |
| Value | Label | Cases | Percentage |
| 0 | Incomplete | 1 | 2.3% |
| 1 | Unverified | 0 | |
| 2 | Complete | 42 | 97.7% |
| Sysmiss | | 639 | |
| <i>Warning: these figures indicate the number of cases found in the data file. They cannot be interpreted as summary statistics of the population of interest.</i> | | | |
| # totalfadprob_solvv2: v2 totalFADProb_solv | | | |
| Information | | [Type= continuous] [Format=numeric] [Range= 0-24] [Missing=*] | |
| Statistics [NW/ W] | | [Valid=682 /-] [Invalid=0 /-] [Mean=8.639 /-] [StdDev=5.948 /-] | |
| # totalfadcommunicationv2: v2 totalFADCommunication | | | |
| Information | | [Type= continuous] [Format=numeric] [Range= 0-28.5] [Missing=*] | |
| Statistics [NW/ W] | | [Valid=682 /-] [Invalid=0 /-] [Mean=21.467 /-] [StdDev=2.143 /-] | |
| # totalfadrolesv2: v2 totalFADRoles | | | |
| Information | | [Type= continuous] [Format=numeric] [Range= 0-35] [Missing=*] | |
| Statistics [NW/ W] | | [Valid=682 /-] [Invalid=0 /-] [Mean=27.279 /-] [StdDev=3.543 /-] | |
| # totalfadaffectedrespv2: v2 totalFADAffectResp | | | |
| Information | | [Type= continuous] [Format=numeric] [Range= 0-22] [Missing=*] | |
| Statistics [NW/ W] | | [Valid=682 /-] [Invalid=0 /-] [Mean=14.019 /-] [StdDev=2.755 /-] | |
| # totalfadaffectedinvolv2: v2 totalFADAffectInvolv | | | |
| Information | | [Type= continuous] [Format=numeric] [Range= 0-28] [Missing=*] | |
| Statistics [NW/ W] | | [Valid=682 /-] [Invalid=0 /-] [Mean=16.257 /-] [StdDev=3.577 /-] | |
| # totalfadbehcontv2: v2 totalFADBehCont | | | |
| Information | | [Type= continuous] [Format=numeric] [Range= 0-29] [Missing=*] | |
| Statistics [NW/ W] | | [Valid=682 /-] [Invalid=0 /-] [Mean=20.543 /-] [StdDev=3.639 /-] | |
| # totalfadgenfamfuncv2: v2 totalFADGenFamFunc | | | |
| Information | | [Type= continuous] [Format=numeric] [Range= 0-39] [Missing=*] | |
| Statistics [NW/ W] | | [Valid=682 /-] [Invalid=0 /-] [Mean=25.762 /-] [StdDev=5.157 /-] | |
| # u_mh_8_res_assistantv3: v3 u_mh_8_res_assistant | | | |
| Information | | [Type= discrete] [Format=character] [Missing=*] | |
| Statistics [NW/ W] | | [Valid=682 /-] [Invalid=0 /-] | |

| # u_mh_8_datev3: v3 u_mh_8_date | | | |
|--|--|--------------|-------------------|
| Information | [Type= discrete] [Format=character] [Missing=*] | | |
| Statistics [NW/ W] | [Valid=681 /-] | | |
| # psychological_constr_v_4v3: v3 psychological_constr_v_4 | | | |
| Information | [Type= discrete] [Format=numeric] [Range= 0-2] [Missing=*] | | |
| Statistics [NW/ W] | [Valid=523 /-] [Invalid=159 /-] | | |
| Value | Label | Cases | Percentage |
| 0 | Incomplete | 0 | |
| 1 | Unverified | 86 | 16.4% |
| 2 | Complete | 437 | 83.6% |
| Sysmiss | | 159 | |
| <i>Warning: these figures indicate the number of cases found in the data file. They cannot be interpreted as summary statistics of the population of interest.</i> | | | |
| # psychological_constr_v_0v3: v3 psychological_constr_v_0 | | | |
| Information | [Type= discrete] [Format=numeric] [Range= 0-2] [Missing=*] | | |
| Statistics [NW/ W] | [Valid=47 /-] [Invalid=635 /-] | | |
| Value | Label | Cases | Percentage |
| 0 | Incomplete | 0 | |
| 1 | Unverified | 0 | |
| 2 | Complete | 47 | 100.0% |
| Sysmiss | | 635 | |
| <i>Warning: these figures indicate the number of cases found in the data file. They cannot be interpreted as summary statistics of the population of interest.</i> | | | |
| # parenting_stress_ind_v_1v3: v3 parenting_stress_ind_v_1 | | | |
| Information | [Type= discrete] [Format=numeric] [Range= 0-2] [Missing=*] | | |
| Statistics [NW/ W] | [Valid=47 /-] [Invalid=635 /-] | | |
| Value | Label | Cases | Percentage |
| 0 | Incomplete | 0 | |
| 1 | Unverified | 0 | |
| 2 | Complete | 47 | 100.0% |
| Sysmiss | | 635 | |
| <i>Warning: these figures indicate the number of cases found in the data file. They cannot be interpreted as summary statistics of the population of interest.</i> | | | |
| # perception_of_cfc_in_v_4v3: v3 perception_of_cfc_in_v_4 | | | |
| Information | [Type= discrete] [Format=numeric] [Range= 0-2] [Missing=*] | | |
| Statistics [NW/ W] | [Valid=47 /-] [Invalid=635 /-] | | |
| Value | Label | Cases | Percentage |
| 0 | Incomplete | 0 | |
| 1 | Unverified | 0 | |
| 2 | Complete | 47 | 100.0% |
| Sysmiss | | 635 | |
| <i>Warning: these figures indicate the number of cases found in the data file. They cannot be interpreted as summary statistics of the population of interest.</i> | | | |
| # unexpected_consequen_v_5v3: v3 unexpected_consequen_v_5 | | | |
| Information | [Type= discrete] [Format=numeric] [Range= 0-2] [Missing=*] | | |
| Statistics [NW/ W] | [Valid=47 /-] [Invalid=635 /-] | | |

unexpected_consequen_v_5v3: v3 unexpected_consequen_v_5

| Value | Label | Cases | Percentage |
|--------|------------|-------|------------|
| 0 | Incomplete | 0 | |
| 1 | Unverified | 0 | |
| 2 | Complete | 47 | 100.0% |
| System | | 635 | |

Warning: these figures indicate the number of cases found in the data file. They cannot be interpreted as summary statistics of the population of interest.

totalfadprob_solvv3: v3 totalFADProb_solv

| | |
|---------------------------|---|
| Information | [Type= continuous] [Format=numeric] [Range= 0-24] [Missing=*] |
| Statistics [NW/ W] | [Valid=682 /-] [Invalid=0 /-] [Mean=8.304 /-] [StdDev=5.743 /-] |

| # totalfadcommunicationv3: v3 totalFADCommunication | | | |
|--|--|--------------|-------------------|
| Information | [Type= continuous] [Format=numeric] [Range= 0-26.5] [Missing=*] | | |
| Statistics [NW/ W] | [Valid=682 /-] [Invalid=0 /-] [Mean=21.456 /-] [StdDev=2.106 /-] | | |
| # totalfadrolesv3: v3 totalFADRoles | | | |
| Information | [Type= continuous] [Format=numeric] [Range= 0-36] [Missing=*] | | |
| Statistics [NW/ W] | [Valid=682 /-] [Invalid=0 /-] [Mean=26.549 /-] [StdDev=3.624 /-] | | |
| # totalfadaffectedrespv3: v3 totalFADAffectResp | | | |
| Information | [Type= continuous] [Format=numeric] [Range= 0-22] [Missing=*] | | |
| Statistics [NW/ W] | [Valid=682 /-] [Invalid=0 /-] [Mean=13.499 /-] [StdDev=2.529 /-] | | |
| # totalfadaffectedinvolv3: v3 totalFADAffectInvolv | | | |
| Information | [Type= continuous] [Format=numeric] [Range= 0-28] [Missing=*] | | |
| Statistics [NW/ W] | [Valid=682 /-] [Invalid=0 /-] [Mean=15.584 /-] [StdDev=3.89 /-] | | |
| # totalfadbehcontv3: v3 totalFADBehCont | | | |
| Information | [Type= continuous] [Format=numeric] [Range= 0-28] [Missing=*] | | |
| Statistics [NW/ W] | [Valid=682 /-] [Invalid=0 /-] [Mean=19.361 /-] [StdDev=3.226 /-] | | |
| # totalfadgenfamfuncv3: v3 totalFADGenFamFunc | | | |
| Information | [Type= continuous] [Format=numeric] [Range= 0-44] [Missing=*] | | |
| Statistics [NW/ W] | [Valid=682 /-] [Invalid=0 /-] [Mean=25.356 /-] [StdDev=4.761 /-] | | |
| # u_il_start_timev4: v4 u_il_start_time | | | |
| Information | [Type= continuous] [Format=numeric] [Range= 1941786327000-1966176207000] [Missing=*] | | |
| Statistics [NW/ W] | [Valid=127 /-] [Invalid=555 /-] [Mean=1956146850779.53 /-] [StdDev=10881060738.291 /-] | | |
| # u_il_datev4: v4 u_il_date | | | |
| Information | [Type= discrete] [Format=character] [Missing=*] | | |
| Statistics [NW/ W] | [Valid=181 /-] | | |
| # u_il_flwv4: v4 u_il_flw | | | |
| Information | [Type= discrete] [Format=character] [Missing=*] | | |
| Statistics [NW/ W] | [Valid=181 /-] [Invalid=0 /-] | | |
| # u_il_data_collectorv4: v4 u_il_data_collector | | | |
| Information | [Type= discrete] [Format=character] [Missing=*] | | |
| Statistics [NW/ W] | [Valid=181 /-] [Invalid=0 /-] | | |
| # u_il_formatv4: v4 u_il_format | | | |
| Information | [Type= discrete] [Format=numeric] [Range= 1-2] [Missing=*] | | |
| Statistics [NW/ W] | [Valid=181 /-] [Invalid=501 /-] | | |
| Value | Label | Cases | Percentage |
| 1 | Individual | 173 | 95.6% |
| 2 | Group | 8 | 4.4% |
| Sysmiss | | 501 | |
| <i>Warning: these figures indicate the number of cases found in the data file. They cannot be interpreted as summary statistics of the population of interest.</i> | | | |
| # u_il_settingv4: v4 u_il_setting | | | |
| Information | [Type= discrete] [Format=numeric] [Range= 1-4] [Missing=*] | | |

| # u_il_settingv4: v4 u_il_setting | | | |
|--|--------------|--|-------------------|
| Statistics [NW/ W] | | [Valid=181 /-] [Invalid=501 /-] | |
| Value | Label | Cases | Percentage |
| 1 | Home-based | 154 | 85.1% |
| 2 | Clinic | 3 | 1.7% |
| 3 | Community | 21 | 11.6% |
| 4 | Other | 3 | 1.7% |
| Sysmiss | | 501 | |
| <i>Warning: these figures indicate the number of cases found in the data file. They cannot be interpreted as summary statistics of the population of interest.</i> | | | |
| # u_il_setting_otherv4: v4 u_il_setting_other | | | |
| Information | | [Type= discrete] [Format=character] [Missing=*] | |
| Statistics [NW/ W] | | [Valid=3 /-] [Invalid=0 /-] | |
| # u_il_caregiver__1v4: v4 u_il_caregiver__1 | | | |
| Information | | [Type= discrete] [Format=numeric] [Range= 0-1] [Missing=*] | |
| Statistics [NW/ W] | | [Valid=182 /-] [Invalid=500 /-] | |
| Value | Label | Cases | Percentage |
| 0 | Unchecked | 1 | 0.5% |
| 1 | Checked | 181 | 99.5% |
| Sysmiss | | 500 | |
| <i>Warning: these figures indicate the number of cases found in the data file. They cannot be interpreted as summary statistics of the population of interest.</i> | | | |
| # u_il_caregiver__2v4: v4 u_il_caregiver__2 | | | |
| Information | | [Type= discrete] [Format=numeric] [Range= 0-1] [Missing=*] | |
| Statistics [NW/ W] | | [Valid=182 /-] [Invalid=500 /-] | |
| Value | Label | Cases | Percentage |
| 0 | Unchecked | 182 | 100.0% |
| 1 | Checked | 0 | |
| Sysmiss | | 500 | |
| <i>Warning: these figures indicate the number of cases found in the data file. They cannot be interpreted as summary statistics of the population of interest.</i> | | | |
| # u_il_caregiver__3v4: v4 u_il_caregiver__3 | | | |
| Information | | [Type= discrete] [Format=numeric] [Range= 0-1] [Missing=*] | |
| Statistics [NW/ W] | | [Valid=182 /-] [Invalid=500 /-] | |
| Value | Label | Cases | Percentage |
| 0 | Unchecked | 181 | 99.5% |
| 1 | Checked | 1 | 0.5% |
| Sysmiss | | 500 | |
| <i>Warning: these figures indicate the number of cases found in the data file. They cannot be interpreted as summary statistics of the population of interest.</i> | | | |
| # u_il_caregiver__4v4: v4 u_il_caregiver__4 | | | |
| Information | | [Type= discrete] [Format=numeric] [Range= 0-1] [Missing=*] | |
| Statistics [NW/ W] | | [Valid=182 /-] [Invalid=500 /-] | |
| Value | Label | Cases | Percentage |
| 0 | Unchecked | 182 | 100.0% |
| 1 | Checked | 0 | |
| Sysmiss | | 500 | |
| <i>Warning: these figures indicate the number of cases found in the data file. They cannot be interpreted as summary statistics of the population of interest.</i> | | | |

| # u_il_caregiver__unkv4: v4 u_il_caregiver__unk | | | |
|--|--------------|--|------------|
| Information | | [Type= discrete] [Format=numeric] [Range= 0-1] [Missing=*] | |
| Statistics [NW/ W] | | [Valid=182 /-] [Invalid=500 /-] | |
| Value | Label | Cases | Percentage |
| 0 | Unchecked | 182 | 100.0% |
| 1 | Checked | 0 | |
| Sysmiss | | 500 | |
| <i>Warning: these figures indicate the number of cases found in the data file. They cannot be interpreted as summary statistics of the population of interest.</i> | | | |
| # u_il_caregiver__naskv4: v4 u_il_caregiver__nask | | | |
| Information | | [Type= discrete] [Format=numeric] [Range= 0-1] [Missing=*] | |
| Statistics [NW/ W] | | [Valid=182 /-] [Invalid=500 /-] | |
| Value | Label | Cases | Percentage |
| 0 | Unchecked | 182 | 100.0% |
| 1 | Checked | 0 | |
| Sysmiss | | 500 | |
| <i>Warning: these figures indicate the number of cases found in the data file. They cannot be interpreted as summary statistics of the population of interest.</i> | | | |
| # u_il_caregiver__nav4: v4 u_il_caregiver__na | | | |
| Information | | [Type= discrete] [Format=numeric] [Range= 0-1] [Missing=*] | |
| Statistics [NW/ W] | | [Valid=182 /-] [Invalid=500 /-] | |
| Value | Label | Cases | Percentage |
| 0 | Unchecked | 182 | 100.0% |
| 1 | Checked | 0 | |
| Sysmiss | | 500 | |
| <i>Warning: these figures indicate the number of cases found in the data file. They cannot be interpreted as summary statistics of the population of interest.</i> | | | |
| # u_il_caregiver__othv4: v4 u_il_caregiver__oth | | | |
| Information | | [Type= discrete] [Format=numeric] [Range= 0-1] [Missing=*] | |
| Statistics [NW/ W] | | [Valid=182 /-] [Invalid=500 /-] | |
| Value | Label | Cases | Percentage |
| 0 | Unchecked | 182 | 100.0% |
| 1 | Checked | 0 | |
| Sysmiss | | 500 | |
| <i>Warning: these figures indicate the number of cases found in the data file. They cannot be interpreted as summary statistics of the population of interest.</i> | | | |
| # u_il_age_childv4: v4 u_il_age_child | | | |
| Information | | [Type= discrete] [Format=numeric] [Range= 1-4] [Missing=*] | |
| Statistics [NW/ W] | | [Valid=181 /-] [Invalid=501 /-] | |
| Value | Label | Cases | Percentage |
| 1 | Pregnancy | 35 | 19.3% |
| 2 | 0-6 months | 53 | 29.3% |
| 3 | 6-12 months | 53 | 29.3% |
| 4 | 12-24 months | 40 | 22.1% |
| Sysmiss | | 501 | |
| <i>Warning: these figures indicate the number of cases found in the data file. They cannot be interpreted as summary statistics of the population of interest.</i> | | | |
| # u_il_time_visitv4: v4 u_il_time_visit | | | |
| Information | | [Type= discrete] [Format=numeric] [Range= 1-4] [Missing=*] | |

| # u_il_time_visitv4: v4 u_il_time_visit | | | |
|--|----------------|--|-------------------|
| Statistics [NW/ W] | | [Valid=180 /-] [Invalid=502 /-] | |
| Value | Label | Cases | Percentage |
| 1 | 0-30 minutes | 115 | 63.9% |
| 2 | 30-60 minutes | 65 | 36.1% |
| 3 | 60-120 minutes | 0 | |
| 4 | >120 minutes | 0 | |
| Sysmiss | | 502 | |
| <i>Warning: these figures indicate the number of cases found in the data file. They cannot be interpreted as summary statistics of the population of interest.</i> | | | |
| # u_il_time_cfcv4: v4 u_il_time_cfc | | | |
| Information | | [Type= discrete] [Format=numeric] [Range= 1-4] [Missing=*] | |
| Statistics [NW/ W] | | [Valid=180 /-] [Invalid=502 /-] | |
| Value | Label | Cases | Percentage |
| 1 | 0-30 minutes | 137 | 76.1% |
| 2 | 30-60 minutes | 41 | 22.8% |
| 3 | 60-120 minutes | 1 | 0.6% |
| 4 | >120 minutes | 1 | 0.6% |
| Sysmiss | | 502 | |
| <i>Warning: these figures indicate the number of cases found in the data file. They cannot be interpreted as summary statistics of the population of interest.</i> | | | |
| # u_il_resources__1v4: v4 u_il_resources__1 | | | |
| Information | | [Type= discrete] [Format=numeric] [Range= 0-1] [Missing=*] | |
| Statistics [NW/ W] | | [Valid=182 /-] [Invalid=500 /-] | |
| Value | Label | Cases | Percentage |
| 0 | Unchecked | 22 | 12.1% |
| 1 | Checked | 160 | 87.9% |
| Sysmiss | | 500 | |
| <i>Warning: these figures indicate the number of cases found in the data file. They cannot be interpreted as summary statistics of the population of interest.</i> | | | |
| # u_il_resources__2v4: v4 u_il_resources__2 | | | |
| Information | | [Type= discrete] [Format=numeric] [Range= 0-1] [Missing=*] | |
| Statistics [NW/ W] | | [Valid=182 /-] [Invalid=500 /-] | |
| Value | Label | Cases | Percentage |
| 0 | Unchecked | 40 | 22.0% |
| 1 | Checked | 142 | 78.0% |
| Sysmiss | | 500 | |
| <i>Warning: these figures indicate the number of cases found in the data file. They cannot be interpreted as summary statistics of the population of interest.</i> | | | |
| # u_il_resources__3v4: v4 u_il_resources__3 | | | |
| Information | | [Type= discrete] [Format=numeric] [Range= 0-1] [Missing=*] | |
| Statistics [NW/ W] | | [Valid=182 /-] [Invalid=500 /-] | |
| Value | Label | Cases | Percentage |
| 0 | Unchecked | 63 | 34.6% |
| 1 | Checked | 119 | 65.4% |
| Sysmiss | | 500 | |
| <i>Warning: these figures indicate the number of cases found in the data file. They cannot be interpreted as summary statistics of the population of interest.</i> | | | |

| # u_il_resources__4v4: v4 u_il_resources__4 | | | |
|--|-----------|--|------------|
| Information | | [Type= discrete] [Format=numeric] [Range= 0-1] [Missing=*] | |
| Statistics [NW/ W] | | [Valid=182 /-] [Invalid=500 /-] | |
| Value | Label | Cases | Percentage |
| 0 | Unchecked | 79 | 43.4% |
| 1 | Checked | 103 | 56.6% |
| Sysmiss | | 500 | |
| <i>Warning: these figures indicate the number of cases found in the data file. They cannot be interpreted as summary statistics of the population of interest.</i> | | | |
| # u_il_resources__5v4: v4 u_il_resources__5 | | | |
| Information | | [Type= discrete] [Format=numeric] [Range= 0-1] [Missing=*] | |
| Statistics [NW/ W] | | [Valid=182 /-] [Invalid=500 /-] | |
| Value | Label | Cases | Percentage |
| 0 | Unchecked | 30 | 16.5% |
| 1 | Checked | 152 | 83.5% |
| Sysmiss | | 500 | |
| <i>Warning: these figures indicate the number of cases found in the data file. They cannot be interpreted as summary statistics of the population of interest.</i> | | | |
| # u_il_resources__6v4: v4 u_il_resources__6 | | | |
| Information | | [Type= discrete] [Format=numeric] [Range= 0-1] [Missing=*] | |
| Statistics [NW/ W] | | [Valid=182 /-] [Invalid=500 /-] | |
| Value | Label | Cases | Percentage |
| 0 | Unchecked | 29 | 15.9% |
| 1 | Checked | 153 | 84.1% |
| Sysmiss | | 500 | |
| <i>Warning: these figures indicate the number of cases found in the data file. They cannot be interpreted as summary statistics of the population of interest.</i> | | | |
| # u_il_resources__7v4: v4 u_il_resources__7 | | | |
| Information | | [Type= discrete] [Format=numeric] [Range= 0-1] [Missing=*] | |
| Statistics [NW/ W] | | [Valid=182 /-] [Invalid=500 /-] | |
| Value | Label | Cases | Percentage |
| 0 | Unchecked | 41 | 22.5% |
| 1 | Checked | 141 | 77.5% |
| Sysmiss | | 500 | |
| <i>Warning: these figures indicate the number of cases found in the data file. They cannot be interpreted as summary statistics of the population of interest.</i> | | | |
| # u_il_resources__8v4: v4 u_il_resources__8 | | | |
| Information | | [Type= discrete] [Format=numeric] [Range= 0-1] [Missing=*] | |
| Statistics [NW/ W] | | [Valid=182 /-] [Invalid=500 /-] | |
| Value | Label | Cases | Percentage |
| 0 | Unchecked | 42 | 23.1% |
| 1 | Checked | 140 | 76.9% |
| Sysmiss | | 500 | |
| <i>Warning: these figures indicate the number of cases found in the data file. They cannot be interpreted as summary statistics of the population of interest.</i> | | | |
| # u_il_resources__9v4: v4 u_il_resources__9 | | | |
| Information | | [Type= discrete] [Format=numeric] [Range= 0-1] [Missing=*] | |
| Statistics [NW/ W] | | [Valid=182 /-] [Invalid=500 /-] | |

u_il_resources__9v4: v4 u_il_resources__9

| Value | Label | Cases | Percentage |
|---------|-----------|-------|------------|
| 0 | Unchecked | 139 | 76.4% |
| 1 | Checked | 43 | 23.6% |
| Sysmiss | | 500 | |

Warning: these figures indicate the number of cases found in the data file. They cannot be interpreted as summary statistics of the population of interest.

u_il_resources__10v4: v4 u_il_resources__10

| | |
|---------------------------|--|
| Information | [Type= discrete] [Format=numeric] [Range= 0-1] [Missing=*] |
| Statistics [NW/ W] | [Valid=182 /-] [Invalid=500 /-] |

| Value | Label | Cases | Percentage |
|---------|-----------|-------|------------|
| 0 | Unchecked | 116 | 63.7% |
| 1 | Checked | 66 | 36.3% |
| Sysmiss | | 500 | |

Warning: these figures indicate the number of cases found in the data file. They cannot be interpreted as summary statistics of the population of interest.

u_il_resources__11v4: v4 u_il_resources__11

| | |
|---------------------------|--|
| Information | [Type= discrete] [Format=numeric] [Range= 0-1] [Missing=*] |
| Statistics [NW/ W] | [Valid=182 /-] [Invalid=500 /-] |

| Value | Label | Cases | Percentage |
|---------|-----------|-------|------------|
| 0 | Unchecked | 165 | 90.7% |
| 1 | Checked | 17 | 9.3% |
| Sysmiss | | 500 | |

Warning: these figures indicate the number of cases found in the data file. They cannot be interpreted as summary statistics of the population of interest.

u_il_resources__12v4: v4 u_il_resources__12

| | |
|---------------------------|--|
| Information | [Type= discrete] [Format=numeric] [Range= 0-1] [Missing=*] |
| Statistics [NW/ W] | [Valid=182 /-] [Invalid=500 /-] |

| Value | Label | Cases | Percentage |
|---------|-----------|-------|------------|
| 0 | Unchecked | 97 | 53.3% |
| 1 | Checked | 85 | 46.7% |
| Sysmiss | | 500 | |

Warning: these figures indicate the number of cases found in the data file. They cannot be interpreted as summary statistics of the population of interest.

u_il_resources__13v4: v4 u_il_resources__13

| | |
|---------------------------|--|
| Information | [Type= discrete] [Format=numeric] [Range= 0-1] [Missing=*] |
| Statistics [NW/ W] | [Valid=182 /-] [Invalid=500 /-] |

| Value | Label | Cases | Percentage |
|---------|-----------|-------|------------|
| 0 | Unchecked | 145 | 79.7% |
| 1 | Checked | 37 | 20.3% |
| Sysmiss | | 500 | |

Warning: these figures indicate the number of cases found in the data file. They cannot be interpreted as summary statistics of the population of interest.













u_il_resources__14v4: v4 u_il_resources__14

| | |
|---------------------------|--|
| Information | [Type= discrete] [Format=numeric] [Range= 0-1] [Missing=*] |
| Statistics [NW/ W] | [Valid=182 /-] [Invalid=500 /-] |

| Value | Label | Cases | Percentage |
|-------|-----------|-------|------------|
| 0 | Unchecked | 142 | 78.0% |

| # u_il_resources__14v4: v4 u_il_resources__14 | | | |
|--|---|-------|------------|
| Value | Label | Cases | Percentage |
| 1 | Checked | 40 | 22.0% |
| Sysmiss | | 500 | |
| <i>Warning: these figures indicate the number of cases found in the data file. They cannot be interpreted as summary statistics of the population of interest.</i> | | | |
| # u_il_resources__unkv4: v4 u_il_resources__unk | | | |
| Information | [Type= discrete] [Format=numeric] [Range= 0-1] [Missing=*] | | |
| Statistics [NW/ W] | [Valid=182 /-] [Invalid=500 /-] | | |
| Value | Label | Cases | Percentage |
| 0 | Unchecked | 182 | 100.0% |
| 1 | Checked | 0 | |
| Sysmiss | | 500 | |
| <i>Warning: these figures indicate the number of cases found in the data file. They cannot be interpreted as summary statistics of the population of interest.</i> | | | |
| # u_il_resources__naskv4: v4 u_il_resources__nask | | | |
| Information | [Type= discrete] [Format=numeric] [Range= 0-1] [Missing=*] | | |
| Statistics [NW/ W] | [Valid=182 /-] [Invalid=500 /-] | | |
| Value | Label | Cases | Percentage |
| 0 | Unchecked | 182 | 100.0% |
| 1 | Checked | 0 | |
| Sysmiss | | 500 | |
| <i>Warning: these figures indicate the number of cases found in the data file. They cannot be interpreted as summary statistics of the population of interest.</i> | | | |
| # u_il_resources__nav4: v4 u_il_resources__na | | | |
| Information | [Type= discrete] [Format=numeric] [Range= 0-1] [Missing=*] | | |
| Statistics [NW/ W] | [Valid=182 /-] [Invalid=500 /-] | | |
| Value | Label | Cases | Percentage |
| 0 | Unchecked | 182 | 100.0% |
| 1 | Checked | 0 | |
| Sysmiss | | 500 | |
| <i>Warning: these figures indicate the number of cases found in the data file. They cannot be interpreted as summary statistics of the population of interest.</i> | | | |
| # u_il_resources__othv4: v4 u_il_resources__oth | | | |
| Information | [Type= discrete] [Format=numeric] [Range= 0-1] [Missing=*] | | |
| Statistics [NW/ W] | [Valid=182 /-] [Invalid=500 /-] | | |
| Value | Label | Cases | Percentage |
| 0 | Unchecked | 182 | 100.0% |
| 1 | Checked | 0 | |
| Sysmiss | | 500 | |
| <i>Warning: these figures indicate the number of cases found in the data file. They cannot be interpreted as summary statistics of the population of interest.</i> | | | |
| # u_il_end_timev4: v4 u_il_end_time | | | |
| Information | [Type= continuous] [Format=numeric] [Range= 1941699207000-1966178487000] [Missing=*] | | |
| Statistics [NW/ W] | [Valid=181 /-] [Invalid=501 /-] [Mean=1951911448657.46 /-] [StdDev=11195434747.83 /-] | | |
| # implementation_log_completev4: v4 implementation_log_complete | | | |
| Information | [Type= discrete] [Format=numeric] [Range= 0-2] [Missing=*] | | |
| Statistics [NW/ W] | [Valid=181 /-] [Invalid=501 /-] | | |

| # implementation_log_completev4: v4 implementation_log_complete | | | |
|--|--|--------------|-------------------|
| Value | Label | Cases | Percentage |
| 0 | Incomplete | 0 | |
| 1 | Unverified | 12 | 6.6% |
| 2 | Complete | 169 | 93.4% |
| Sysmiss | | 501 | |
| <i>Warning: these figures indicate the number of cases found in the data file. They cannot be interpreted as summary statistics of the population of interest.</i> | | | |
| # u_so_start_timev4: v4 u_so_start_time | | | |
| Information | [Type= continuous] [Format=numeric] [Range= 1965984867000-1966176207000] [Missing=*] | | |
| Statistics [NW/ W] | [Valid=69 /-] [Invalid=613 /-] [Mean=1966081067000 /-] [StdDev=65107372.99 /-] | | |
| # u_so_datev4: v4 u_so_date | | | |
| Information | [Type= discrete] [Format=character] [Missing=*] | | |
| Statistics [NW/ W] | [Valid=69 /-] | | |
| # u_so_flwv4: v4 u_so_flw | | | |
| Information | [Type= discrete] [Format=character] [Missing=*] | | |
| Statistics [NW/ W] | [Valid=69 /-] [Invalid=0 /-] | | |
| # u_so_observerv4: v4 u_so_observer | | | |
| Information | [Type= discrete] [Format=character] [Missing=*] | | |
| Statistics [NW/ W] | [Valid=69 /-] [Invalid=0 /-] | | |
| # u_so_greetv4: v4 u_so_greet | | | |
| Information | [Type= discrete] [Format=numeric] [Range= 0-3] [Missing=*] | | |
| Statistics [NW/ W] | [Valid=69 /-] [Invalid=613 /-] | | |
| Value | Label | Cases | Percentage |
| 0 | Poor | 0 | |
| 1 | Average | 4 | 5.8% |
| 2 | Good | 24 | 34.8% |
| 3 | Excellent | 41 | 59.4% |
| Sysmiss | | 613 | |
| <i>Warning: these figures indicate the number of cases found in the data file. They cannot be interpreted as summary statistics of the population of interest.</i> | | | |
| # u_so_recapv4: v4 u_so_recap | | | |
| Information | [Type= discrete] [Format=numeric] [Range= 0-3] [Missing=*] | | |
| Statistics [NW/ W] | [Valid=69 /-] [Invalid=613 /-] | | |
| Value | Label | Cases | Percentage |
| 0 | Poor | 10 | 14.5% |
| 1 | Average | 16 | 23.2% |
| 2 | Good | 23 | 33.3% |
| 3 | Excellent | 20 | 29.0% |
| Sysmiss | | 613 | |
| <i>Warning: these figures indicate the number of cases found in the data file. They cannot be interpreted as summary statistics of the population of interest.</i> | | | |

| # u_so_intro4: v4 u_so_intro | | | |
|--|--|--------------|---|
| Information | [Type= discrete] [Format=numeric] [Range= 0-3] [Missing=*] | | |
| Statistics [NW/ W] | [Valid=68 /-] [Invalid=614 /-] | | |
| Value | Label | Cases | Percentage |
| 0 | Poor | 6 |  8.8% |
| 1 | Average | 19 |  27.9% |
| 2 | Good | 27 |  39.7% |
| 3 | Excellent | 16 |  23.5% |
| Sysmiss | | 614 | |
| <i>Warning: these figures indicate the number of cases found in the data file. They cannot be interpreted as summary statistics of the population of interest.</i> | | | |
| # u_so_respectful4: v4 u_so_respectful | | | |
| Information | [Type= discrete] [Format=numeric] [Range= 0-3] [Missing=*] | | |
| Statistics [NW/ W] | [Valid=68 /-] [Invalid=614 /-] | | |
| Value | Label | Cases | Percentage |
| 0 | Poor | 0 | |
| 1 | Average | 0 | |
| 2 | Good | 26 |  38.2% |
| 3 | Excellent | 42 |  61.8% |
| Sysmiss | | 614 | |
| <i>Warning: these figures indicate the number of cases found in the data file. They cannot be interpreted as summary statistics of the population of interest.</i> | | | |
| # u_so_eye_contact4: v4 u_so_eye_contact | | | |
| Information | [Type= discrete] [Format=numeric] [Range= 0-3] [Missing=*] | | |
| Statistics [NW/ W] | [Valid=69 /-] [Invalid=613 /-] | | |
| Value | Label | Cases | Percentage |
| 0 | Poor | 1 |  1.4% |
| 1 | Average | 4 |  5.8% |
| 2 | Good | 31 |  44.9% |
| 3 | Excellent | 33 |  47.8% |
| Sysmiss | | 613 | |
| <i>Warning: these figures indicate the number of cases found in the data file. They cannot be interpreted as summary statistics of the population of interest.</i> | | | |
| # u_so_language4: v4 u_so_language | | | |
| Information | [Type= discrete] [Format=numeric] [Range= 0-3] [Missing=*] | | |
| Statistics [NW/ W] | [Valid=69 /-] [Invalid=613 /-] | | |
| Value | Label | Cases | Percentage |
| 0 | Poor | 0 | |
| 1 | Average | 0 | |
| 2 | Good | 27 |  39.1% |
| 3 | Excellent | 42 |  60.9% |
| Sysmiss | | 613 | |
| <i>Warning: these figures indicate the number of cases found in the data file. They cannot be interpreted as summary statistics of the population of interest.</i> | | | |
| # u_so_listens4: v4 u_so_listens | | | |
| Information | [Type= discrete] [Format=numeric] [Range= 0-3] [Missing=*] | | |
| Statistics [NW/ W] | [Valid=69 /-] [Invalid=613 /-] | | |

| # u_so_listensv4: v4 u_so_listens | | | |
|--|--|--------------|-------------------|
| Value | Label | Cases | Percentage |
| 0 | Poor | 1 | 1.4% |
| 1 | Average | 6 | 8.7% |
| 2 | Good | 29 | 42.0% |
| 3 | Excellent | 33 | 47.8% |
| Sysmiss | | 613 | |
| <i>Warning: these figures indicate the number of cases found in the data file. They cannot be interpreted as summary statistics of the population of interest.</i> | | | |
| # u_so_non_verbalv4: v4 u_so_non_verbal | | | |
| Information | [Type= discrete] [Format=numeric] [Range= 0-3] [Missing=*] | | |
| Statistics [NW/ W] | [Valid=69 /-] [Invalid=613 /-] | | |
| Value | Label | Cases | Percentage |
| 0 | Poor | 0 | |
| 1 | Average | 23 | 33.3% |
| 2 | Good | 33 | 47.8% |
| 3 | Excellent | 13 | 18.8% |
| Sysmiss | | 613 | |
| <i>Warning: these figures indicate the number of cases found in the data file. They cannot be interpreted as summary statistics of the population of interest.</i> | | | |
| # u_so_gossipv4: v4 u_so_gossip | | | |
| Information | [Type= discrete] [Format=numeric] [Range= 0-3] [Missing=*] | | |
| Statistics [NW/ W] | [Valid=69 /-] [Invalid=613 /-] | | |
| Value | Label | Cases | Percentage |
| 0 | Poor | 0 | |
| 1 | Average | 10 | 14.5% |
| 2 | Good | 36 | 52.2% |
| 3 | Excellent | 23 | 33.3% |
| Sysmiss | | 613 | |
| <i>Warning: these figures indicate the number of cases found in the data file. They cannot be interpreted as summary statistics of the population of interest.</i> | | | |
| # u_so_acceptingv4: v4 u_so_accepting | | | |
| Information | [Type= discrete] [Format=numeric] [Range= 0-3] [Missing=*] | | |
| Statistics [NW/ W] | [Valid=69 /-] [Invalid=613 /-] | | |
| Value | Label | Cases | Percentage |
| 0 | Poor | 0 | |
| 1 | Average | 8 | 11.6% |
| 2 | Good | 36 | 52.2% |
| 3 | Excellent | 25 | 36.2% |
| Sysmiss | | 613 | |
| <i>Warning: these figures indicate the number of cases found in the data file. They cannot be interpreted as summary statistics of the population of interest.</i> | | | |
| # u_so_questions_caregiverv4: v4 u_so_questions_caregiver | | | |
| Information | [Type= discrete] [Format=numeric] [Range= 0-3] [Missing=*] | | |
| Statistics [NW/ W] | [Valid=69 /-] [Invalid=613 /-] | | |
| Value | Label | Cases | Percentage |
| 0 | Poor | 4 | 5.8% |
| 1 | Average | 10 | 14.5% |

u_so_questions_caregiverv4: v4 u_so_questions_caregiver

| Value | Label | Cases | Percentage |
|---------|-----------|-------|------------|
| 2 | Good | 27 | 39.1% |
| 3 | Excellent | 28 | 40.6% |
| Sysmiss | | 613 | |

Warning: these figures indicate the number of cases found in the data file. They cannot be interpreted as summary statistics of the population of interest.

u_so_questions_answerv4: v4 u_so_questions_answer

| | |
|---------------------------|--|
| Information | [Type= discrete] [Format=numeric] [Range= 0-3] [Missing=*] |
| Statistics [NW/ W] | [Valid=69 /-] [Invalid=613 /-] |

| Value | Label | Cases | Percentage |
|---------|-----------|-------|------------|
| 0 | Poor | 3 | 4.3% |
| 1 | Average | 9 | 13.0% |
| 2 | Good | 37 | 53.6% |
| 3 | Excellent | 20 | 29.0% |
| Sysmiss | | 613 | |

Warning: these figures indicate the number of cases found in the data file. They cannot be interpreted as summary statistics of the population of interest.

u_so_stress_bucketv4: v4 u_so_stress_bucket

| | |
|---------------------------|---|
| Information | [Type= discrete] [Format=numeric] [Range= 0-99] [Missing=*] |
| Statistics [NW/ W] | [Valid=69 /-] [Invalid=613 /-] |

| Value | Label | Cases | Percentage |
|---------|-----------|-------|------------|
| 0 | Poor | 1 | 1.4% |
| 1 | Average | 8 | 11.6% |
| 2 | Good | 23 | 33.3% |
| 3 | Excellent | 16 | 23.2% |
| 99 | Not used | 21 | 30.4% |
| Sysmiss | | 613 | |

Warning: these figures indicate the number of cases found in the data file. They cannot be interpreted as summary statistics of the population of interest.

u_so_mappingv4: v4 u_so_mapping

| | |
|---------------------------|---|
| Information | [Type= discrete] [Format=numeric] [Range= 0-99] [Missing=*] |
| Statistics [NW/ W] | [Valid=69 /-] [Invalid=613 /-] |

| Value | Label | Cases | Percentage |
|---------|-----------|-------|------------|
| 0 | Poor | 1 | 1.4% |
| 1 | Average | 10 | 14.5% |
| 2 | Good | 14 | 20.3% |
| 3 | Excellent | 20 | 29.0% |
| 99 | Not used | 24 | 34.8% |
| Sysmiss | | 613 | |

Warning: these figures indicate the number of cases found in the data file. They cannot be interpreted as summary statistics of the population of interest.

u_so_anpmv4: v4 u_so_anpm

| | |
|---------------------------|---|
| Information | [Type= discrete] [Format=numeric] [Range= 0-99] [Missing=*] |
| Statistics [NW/ W] | [Valid=69 /-] [Invalid=613 /-] |

| Value | Label | Cases | Percentage |
|-------|---------|-------|------------|
| 0 | Poor | 0 | |
| 1 | Average | 11 | 15.9% |

u_so_anpmv4: v4 u_so_anpm

| Value | Label | Cases | Percentage |
|---------|-----------|-------|------------|
| 2 | Good | 10 | 14.5% |
| 3 | Excellent | 16 | 23.2% |
| 99 | Not used | 32 | 46.4% |
| Sysmiss | | 613 | |

Warning: these figures indicate the number of cases found in the data file. They cannot be interpreted as summary statistics of the population of interest.

u_so_emotions_basketv4: v4 u_so_emotions_basket

| | |
|--------------------|---|
| Information | [Type= discrete] [Format=numeric] [Range= 0-99] [Missing=*] |
|--------------------|---|

| | |
|---------------------------|--------------------------------|
| Statistics [NW/ W] | [Valid=69 /-] [Invalid=613 /-] |
|---------------------------|--------------------------------|

| Value | Label | Cases | Percentage |
|---------|-----------|-------|------------|
| 0 | Poor | 0 | |
| 1 | Average | 5 | 7.2% |
| 2 | Good | 27 | 39.1% |
| 3 | Excellent | 28 | 40.6% |
| 99 | Not used | 9 | 13.0% |
| Sysmiss | | 613 | |

Warning: these figures indicate the number of cases found in the data file. They cannot be interpreted as summary statistics of the population of interest.

u_so_coping_stratv4: v4 u_so_coping_strat

| | |
|--------------------|---|
| Information | [Type= discrete] [Format=numeric] [Range= 0-99] [Missing=*] |
|--------------------|---|

| | |
|---------------------------|--------------------------------|
| Statistics [NW/ W] | [Valid=69 /-] [Invalid=613 /-] |
|---------------------------|--------------------------------|

| Value | Label | Cases | Percentage |
|---------|-----------|-------|------------|
| 0 | Poor | 0 | |
| 1 | Average | 8 | 11.6% |
| 2 | Good | 33 | 47.8% |
| 3 | Excellent | 19 | 27.5% |
| 99 | Not used | 9 | 13.0% |
| Sysmiss | | 613 | |

Warning: these figures indicate the number of cases found in the data file. They cannot be interpreted as summary statistics of the population of interest.

u_so_daily_routinesv4: v4 u_so_daily_routines

| | |
|--------------------|---|
| Information | [Type= discrete] [Format=numeric] [Range= 0-99] [Missing=*] |
|--------------------|---|

| | |
|---------------------------|--------------------------------|
| Statistics [NW/ W] | [Valid=69 /-] [Invalid=613 /-] |
|---------------------------|--------------------------------|

| Value | Label | Cases | Percentage |
|---------|-----------|-------|------------|
| 0 | Poor | 2 | 2.9% |
| 1 | Average | 5 | 7.2% |
| 2 | Good | 24 | 34.8% |
| 3 | Excellent | 28 | 40.6% |
| 99 | Not used | 10 | 14.5% |
| Sysmiss | | 613 | |

Warning: these figures indicate the number of cases found in the data file. They cannot be interpreted as summary statistics of the population of interest.

u_so_blanketv4: v4 u_so_blanket

| | |
|--------------------|---|
| Information | [Type= discrete] [Format=numeric] [Range= 0-99] [Missing=*] |
|--------------------|---|

| | |
|---------------------------|--------------------------------|
| Statistics [NW/ W] | [Valid=69 /-] [Invalid=613 /-] |
|---------------------------|--------------------------------|

u_so_blanketv4: v4 u_so_blanket

| Value | Label | Cases | Percentage |
|---------|-----------|-------|------------|
| 0 | Poor | 0 | |
| 1 | Average | 7 | 10.1% |
| 2 | Good | 30 | 43.5% |
| 3 | Excellent | 20 | 29.0% |
| 99 | Not used | 12 | 17.4% |
| Sysmiss | | 613 | |

Warning: these figures indicate the number of cases found in the data file. They cannot be interpreted as summary statistics of the population of interest.

u_so_checkv4: v4 u_so_check

| | |
|---------------------------|---|
| Information | [Type= discrete] [Format=numeric] [Range= 0-99] [Missing=*] |
| Statistics [NW/ W] | [Valid=68 /-] [Invalid=614 /-] |

| Value | Label | Cases | Percentage |
|---------|----------------|-------|------------|
| 0 | Poor | 7 | 10.3% |
| 1 | Average | 7 | 10.3% |
| 2 | Good | 25 | 36.8% |
| 3 | Excellent | 26 | 38.2% |
| 99 | Not applicable | 3 | 4.4% |
| Sysmiss | | 614 | |

Warning: these figures indicate the number of cases found in the data file. They cannot be interpreted as summary statistics of the population of interest.

u_so_summaryv4: v4 u_so_summary

| | |
|---------------------------|---|
| Information | [Type= discrete] [Format=numeric] [Range= 0-99] [Missing=*] |
| Statistics [NW/ W] | [Valid=69 /-] [Invalid=613 /-] |

| Value | Label | Cases | Percentage |
|---------|----------------|-------|------------|
| 0 | Poor | 5 | 7.2% |
| 1 | Average | 22 | 31.9% |
| 2 | Good | 28 | 40.6% |
| 3 | Excellent | 13 | 18.8% |
| 99 | Not applicable | 1 | 1.4% |
| Sysmiss | | 613 | |

Warning: these figures indicate the number of cases found in the data file. They cannot be interpreted as summary statistics of the population of interest.

u_so_action_pointv4: v4 u_so_action_point

| | |
|---------------------------|---|
| Information | [Type= discrete] [Format=numeric] [Range= 0-99] [Missing=*] |
| Statistics [NW/ W] | [Valid=69 /-] [Invalid=613 /-] |

| Value | Label | Cases | Percentage |
|---------|----------------|-------|------------|
| 0 | Poor | 2 | 2.9% |
| 1 | Average | 18 | 26.1% |
| 2 | Good | 28 | 40.6% |
| 3 | Excellent | 20 | 29.0% |
| 99 | Not applicable | 1 | 1.4% |
| Sysmiss | | 613 | |

Warning: these figures indicate the number of cases found in the data file. They cannot be interpreted as summary statistics of the population of interest.

u_so_action_point2v4: v4 u_so_action_point2

| | |
|--------------------|---|
| Information | [Type= discrete] [Format=numeric] [Range= 0-99] [Missing=*] |
|--------------------|---|

| # u_so_action_point2v4: v4 u_so_action_point2 | | | |
|--|----------------|---|-------------------|
| Statistics [NW/ W] | | [Valid=69 /-] [Invalid=613 /-] | |
| Value | Label | Cases | Percentage |
| 0 | Poor | 3 | 4.3% |
| 1 | Average | 21 | 30.4% |
| 2 | Good | 23 | 33.3% |
| 3 | Excellent | 18 | 26.1% |
| 99 | Not applicable | 4 | 5.8% |
| Sysmiss | | 613 | |
| <i>Warning: these figures indicate the number of cases found in the data file. They cannot be interpreted as summary statistics of the population of interest.</i> | | | |
| # u_so_scheduledv4: v4 u_so_schedule | | | |
| Information | | [Type= discrete] [Format=numeric] [Range= 0-99] [Missing=*] | |
| Statistics [NW/ W] | | [Valid=68 /-] [Invalid=614 /-] | |
| Value | Label | Cases | Percentage |
| 0 | Poor | 11 | 16.2% |
| 1 | Average | 2 | 2.9% |
| 2 | Good | 21 | 30.9% |
| 3 | Excellent | 33 | 48.5% |
| 99 | Not applicable | 1 | 1.5% |
| Sysmiss | | 614 | |
| <i>Warning: these figures indicate the number of cases found in the data file. They cannot be interpreted as summary statistics of the population of interest.</i> | | | |
| # u_so_end_timev4: v4 u_so_end_time | | | |
| Information | | [Type= continuous] [Format=numeric] [Range= 1965985707000-1966178427000] [Missing=*] | |
| Statistics [NW/ W] | | [Valid=69 /-] [Invalid=613 /-] [Mean=1966082579173.91 /-] [StdDev=65078888.223 /-] | |
| # session_observation_v_6v4: v4 session_observation_v_6 | | | |
| Information | | [Type= discrete] [Format=numeric] [Range= 0-2] [Missing=*] | |
| Statistics [NW/ W] | | [Valid=70 /-] [Invalid=612 /-] | |
| Value | Label | Cases | Percentage |
| 0 | Incomplete | 1 | 1.4% |
| 1 | Unverified | 17 | 24.3% |
| 2 | Complete | 52 | 74.3% |
| Sysmiss | | 612 | |
| <i>Warning: these figures indicate the number of cases found in the data file. They cannot be interpreted as summary statistics of the population of interest.</i> | | | |
| # u_so_start_timev5: v5 u_so_start_time | | | |
| Information | | [Type= continuous] [Format=numeric] [Range= 1944138207000-19532207000] [Missing=*] | |
| Statistics [NW/ W] | | [Valid=112 /-] [Invalid=570 /-] [Mean=1946415628071.43 /-] [StdDev=2873704208.158 /-] | |
| # u_so_datev5: v5 u_so_date | | | |
| Information | | [Type= discrete] [Format=character] [Missing=*] | |
| Statistics [NW/ W] | | [Valid=112 /-] | |
| # u_so_flwv5: v5 u_so_flw | | | |
| Information | | [Type= discrete] [Format=character] [Missing=*] | |
| Statistics [NW/ W] | | [Valid=112 /-] [Invalid=0 /-] | |

| # u_so_observerv5: v5 u_so_observer | | | |
|--|--|--------------|-------------------|
| Information | [Type= discrete] [Format=character] [Missing=*] | | |
| Statistics [NW/ W] | [Valid=111 /-] [Invalid=0 /-] | | |
| # u_so_greetv5: v5 u_so_greet | | | |
| Information | [Type= discrete] [Format=numeric] [Range= 0-3] [Missing=*] | | |
| Statistics [NW/ W] | [Valid=112 /-] [Invalid=570 /-] | | |
| Value | Label | Cases | Percentage |
| 0 | Poor | 2 | 1.8% |
| 1 | Average | 17 | 15.2% |
| 2 | Good | 65 | 58.0% |
| 3 | Excellent | 28 | 25.0% |
| Sysmiss | | 570 | |
| <i>Warning: these figures indicate the number of cases found in the data file. They cannot be interpreted as summary statistics of the population of interest.</i> | | | |
| # u_so_recapv5: v5 u_so_recap | | | |
| Information | [Type= discrete] [Format=numeric] [Range= 0-3] [Missing=*] | | |
| Statistics [NW/ W] | [Valid=112 /-] [Invalid=570 /-] | | |
| Value | Label | Cases | Percentage |
| 0 | Poor | 19 | 17.0% |
| 1 | Average | 41 | 36.6% |
| 2 | Good | 42 | 37.5% |
| 3 | Excellent | 10 | 8.9% |
| Sysmiss | | 570 | |
| <i>Warning: these figures indicate the number of cases found in the data file. They cannot be interpreted as summary statistics of the population of interest.</i> | | | |
| # u_so_introv5: v5 u_so_intro | | | |
| Information | [Type= discrete] [Format=numeric] [Range= 0-3] [Missing=*] | | |
| Statistics [NW/ W] | [Valid=112 /-] [Invalid=570 /-] | | |
| Value | Label | Cases | Percentage |
| 0 | Poor | 4 | 3.6% |
| 1 | Average | 31 | 27.7% |
| 2 | Good | 64 | 57.1% |
| 3 | Excellent | 13 | 11.6% |
| Sysmiss | | 570 | |
| <i>Warning: these figures indicate the number of cases found in the data file. They cannot be interpreted as summary statistics of the population of interest.</i> | | | |
| # u_so_respectfulv5: v5 u_so_respectful | | | |
| Information | [Type= discrete] [Format=numeric] [Range= 0-3] [Missing=*] | | |
| Statistics [NW/ W] | [Valid=112 /-] [Invalid=570 /-] | | |
| Value | Label | Cases | Percentage |
| 0 | Poor | 0 | |
| 1 | Average | 6 | 5.4% |
| 2 | Good | 64 | 57.1% |
| 3 | Excellent | 42 | 37.5% |
| Sysmiss | | 570 | |
| <i>Warning: these figures indicate the number of cases found in the data file. They cannot be interpreted as summary statistics of the population of interest.</i> | | | |

| # u_so_eye_contactv5: v5 u_so_eye_contact | | | |
|--|--|--------------|-------------------|
| Information | [Type= discrete] [Format=numeric] [Range= 0-3] [Missing=*] | | |
| Statistics [NW/ W] | [Valid=112 /-] [Invalid=570 /-] | | |
| Value | Label | Cases | Percentage |
| 0 | Poor | 2 | 1.8% |
| 1 | Average | 14 | 12.5% |
| 2 | Good | 68 | 60.7% |
| 3 | Excellent | 28 | 25.0% |
| Sysmiss | | 570 | |
| <i>Warning: these figures indicate the number of cases found in the data file. They cannot be interpreted as summary statistics of the population of interest.</i> | | | |
| # u_so_languagev5: v5 u_so_language | | | |
| Information | [Type= discrete] [Format=numeric] [Range= 0-3] [Missing=*] | | |
| Statistics [NW/ W] | [Valid=112 /-] [Invalid=570 /-] | | |
| Value | Label | Cases | Percentage |
| 0 | Poor | 0 | |
| 1 | Average | 3 | 2.7% |
| 2 | Good | 32 | 28.6% |
| 3 | Excellent | 77 | 68.8% |
| Sysmiss | | 570 | |
| <i>Warning: these figures indicate the number of cases found in the data file. They cannot be interpreted as summary statistics of the population of interest.</i> | | | |
| # u_so_listensv5: v5 u_so_listens | | | |
| Information | [Type= discrete] [Format=numeric] [Range= 0-3] [Missing=*] | | |
| Statistics [NW/ W] | [Valid=112 /-] [Invalid=570 /-] | | |
| Value | Label | Cases | Percentage |
| 0 | Poor | 1 | 0.9% |
| 1 | Average | 29 | 25.9% |
| 2 | Good | 64 | 57.1% |
| 3 | Excellent | 18 | 16.1% |
| Sysmiss | | 570 | |
| <i>Warning: these figures indicate the number of cases found in the data file. They cannot be interpreted as summary statistics of the population of interest.</i> | | | |
| # u_so_non_verbalv5: v5 u_so_non_verbal | | | |
| Information | [Type= discrete] [Format=numeric] [Range= 0-3] [Missing=*] | | |
| Statistics [NW/ W] | [Valid=112 /-] [Invalid=570 /-] | | |
| Value | Label | Cases | Percentage |
| 0 | Poor | 4 | 3.6% |
| 1 | Average | 16 | 14.3% |
| 2 | Good | 73 | 65.2% |
| 3 | Excellent | 19 | 17.0% |
| Sysmiss | | 570 | |
| <i>Warning: these figures indicate the number of cases found in the data file. They cannot be interpreted as summary statistics of the population of interest.</i> | | | |
| # u_so_gossipv5: v5 u_so_gossip | | | |
| Information | [Type= discrete] [Format=numeric] [Range= 0-3] [Missing=*] | | |
| Statistics [NW/ W] | [Valid=112 /-] [Invalid=570 /-] | | |

u_so_gossipv5: v5 u_so_gossip

| Value | Label | Cases | Percentage |
|---------|-----------|-------|------------|
| 0 | Poor | 3 | 2.7% |
| 1 | Average | 12 | 10.7% |
| 2 | Good | 60 | 53.6% |
| 3 | Excellent | 37 | 33.0% |
| Sysmiss | | 570 | |

Warning: these figures indicate the number of cases found in the data file. They cannot be interpreted as summary statistics of the population of interest.

u_so_acceptingv5: v5 u_so_accepting

| | |
|--------------------|--|
| Information | [Type= discrete] [Format=numeric] [Range= 0-3] [Missing=*] |
|--------------------|--|

| | |
|---------------------------|---------------------------------|
| Statistics [NW/ W] | [Valid=112 /-] [Invalid=570 /-] |
|---------------------------|---------------------------------|

| Value | Label | Cases | Percentage |
|---------|-----------|-------|------------|
| 0 | Poor | 7 | 6.2% |
| 1 | Average | 27 | 24.1% |
| 2 | Good | 55 | 49.1% |
| 3 | Excellent | 23 | 20.5% |
| Sysmiss | | 570 | |

Warning: these figures indicate the number of cases found in the data file. They cannot be interpreted as summary statistics of the population of interest.

u_so_questions_caregiverv5: v5 u_so_questions_caregiver

| | |
|--------------------|--|
| Information | [Type= discrete] [Format=numeric] [Range= 0-3] [Missing=*] |
|--------------------|--|

| | |
|---------------------------|---------------------------------|
| Statistics [NW/ W] | [Valid=112 /-] [Invalid=570 /-] |
|---------------------------|---------------------------------|

| Value | Label | Cases | Percentage |
|---------|-----------|-------|------------|
| 0 | Poor | 15 | 13.4% |
| 1 | Average | 31 | 27.7% |
| 2 | Good | 53 | 47.3% |
| 3 | Excellent | 13 | 11.6% |
| Sysmiss | | 570 | |

Warning: these figures indicate the number of cases found in the data file. They cannot be interpreted as summary statistics of the population of interest.

u_so_questions_answerv5: v5 u_so_questions_answer

| | |
|--------------------|--|
| Information | [Type= discrete] [Format=numeric] [Range= 0-3] [Missing=*] |
|--------------------|--|

| | |
|---------------------------|---------------------------------|
| Statistics [NW/ W] | [Valid=112 /-] [Invalid=570 /-] |
|---------------------------|---------------------------------|

| Value | Label | Cases | Percentage |
|---------|-----------|-------|------------|
| 0 | Poor | 22 | 19.6% |
| 1 | Average | 26 | 23.2% |
| 2 | Good | 45 | 40.2% |
| 3 | Excellent | 19 | 17.0% |
| Sysmiss | | 570 | |

















Warning: these figures indicate the number of cases found in the data file. They cannot be interpreted as summary statistics of the population of interest.

u_so_stress_bucketv5: v5 u_so_stress_bucket

| | |
|--------------------|---|
| Information | [Type= discrete] [Format=numeric] [Range= 0-99] [Missing=*] |
|--------------------|---|

| | |
|---------------------------|---------------------------------|
| Statistics [NW/ W] | [Valid=112 /-] [Invalid=570 /-] |
|---------------------------|---------------------------------|

| Value | Label | Cases | Percentage |
|-------|---------|-------|------------|
| 0 | Poor | 0 | |
| 1 | Average | 26 | 23.2% |

| # u_so_stress_bucketv5: v5 u_so_stress_bucket | | | |
|--|---|--------------|---|
| Value | Label | Cases | Percentage |
| 2 | Good | 69 |  61.6% |
| 3 | Excellent | 13 |  11.6% |
| 99 | Not used | 4 |  3.6% |
| Sysmiss | | 570 | |
| <i>Warning: these figures indicate the number of cases found in the data file. They cannot be interpreted as summary statistics of the population of interest.</i> | | | |
| # u_so_mappingv5: v5 u_so_mapping | | | |
| Information | [Type= discrete] [Format=numeric] [Range= 0-99] [Missing=*] | | |
| Statistics [NW/ W] | [Valid=112 /-] [Invalid=570 /-] | | |
| Value | Label | Cases | Percentage |
| 0 | Poor | 0 | |
| 1 | Average | 44 |  39.3% |
| 2 | Good | 58 |  51.8% |
| 3 | Excellent | 5 |  4.5% |
| 99 | Not used | 5 |  4.5% |
| Sysmiss | | 570 | |
| <i>Warning: these figures indicate the number of cases found in the data file. They cannot be interpreted as summary statistics of the population of interest.</i> | | | |
| # u_so_anpmv5: v5 u_so_anpm | | | |
| Information | [Type= discrete] [Format=numeric] [Range= 0-99] [Missing=*] | | |
| Statistics [NW/ W] | [Valid=112 /-] [Invalid=570 /-] | | |
| Value | Label | Cases | Percentage |
| 0 | Poor | 3 |  2.7% |
| 1 | Average | 38 |  33.9% |
| 2 | Good | 41 |  36.6% |
| 3 | Excellent | 15 |  13.4% |
| 99 | Not used | 15 |  13.4% |
| Sysmiss | | 570 | |
| <i>Warning: these figures indicate the number of cases found in the data file. They cannot be interpreted as summary statistics of the population of interest.</i> | | | |
| # u_so_emotions_basketv5: v5 u_so_emotions_basket | | | |
| Information | [Type= discrete] [Format=numeric] [Range= 0-99] [Missing=*] | | |
| Statistics [NW/ W] | [Valid=112 /-] [Invalid=570 /-] | | |
| Value | Label | Cases | Percentage |
| 0 | Poor | 0 | |
| 1 | Average | 23 |  20.5% |
| 2 | Good | 76 |  67.9% |
| 3 | Excellent | 9 |  8.0% |
| 99 | Not used | 4 |  3.6% |
| Sysmiss | | 570 | |
| <i>Warning: these figures indicate the number of cases found in the data file. They cannot be interpreted as summary statistics of the population of interest.</i> | | | |
| # u_so_coping_stratv5: v5 u_so_coping_strat | | | |
| Information | [Type= discrete] [Format=numeric] [Range= 0-99] [Missing=*] | | |
| Statistics [NW/ W] | [Valid=112 /-] [Invalid=570 /-] | | |

u_so_coping_stratv5: v5 u_so_coping_strat

| Value | Label | Cases | Percentage |
|---------|-----------|-------|------------|
| 0 | Poor | 0 | |
| 1 | Average | 29 | 25.9% |
| 2 | Good | 59 | 52.7% |
| 3 | Excellent | 19 | 17.0% |
| 99 | Not used | 5 | 4.5% |
| Sysmiss | | 570 | |

Warning: these figures indicate the number of cases found in the data file. They cannot be interpreted as summary statistics of the population of interest.

u_so_daily_routinesv5: v5 u_so_daily_routines

| | |
|---------------------------|---|
| Information | [Type= discrete] [Format=numeric] [Range= 0-99] [Missing=*] |
| Statistics [NW/ W] | [Valid=112 /-] [Invalid=570 /-] |

| Value | Label | Cases | Percentage |
|---------|-----------|-------|------------|
| 0 | Poor | 0 | |
| 1 | Average | 29 | 25.9% |
| 2 | Good | 54 | 48.2% |
| 3 | Excellent | 14 | 12.5% |
| 99 | Not used | 15 | 13.4% |
| Sysmiss | | 570 | |

Warning: these figures indicate the number of cases found in the data file. They cannot be interpreted as summary statistics of the population of interest.

u_so_blanketv5: v5 u_so_blanket

| | |
|---------------------------|---|
| Information | [Type= discrete] [Format=numeric] [Range= 0-99] [Missing=*] |
| Statistics [NW/ W] | [Valid=112 /-] [Invalid=570 /-] |

| Value | Label | Cases | Percentage |
|---------|-----------|-------|------------|
| 0 | Poor | 0 | |
| 1 | Average | 20 | 17.9% |
| 2 | Good | 60 | 53.6% |
| 3 | Excellent | 14 | 12.5% |
| 99 | Not used | 18 | 16.1% |
| Sysmiss | | 570 | |

Warning: these figures indicate the number of cases found in the data file. They cannot be interpreted as summary statistics of the population of interest.

u_so_checkv5: v5 u_so_check

| | |
|---------------------------|---|
| Information | [Type= discrete] [Format=numeric] [Range= 0-99] [Missing=*] |
| Statistics [NW/ W] | [Valid=112 /-] [Invalid=570 /-] |

| Value | Label | Cases | Percentage |
|---------|----------------|-------|------------|
| 0 | Poor | 13 | 11.6% |
| 1 | Average | 28 | 25.0% |
| 2 | Good | 54 | 48.2% |
| 3 | Excellent | 13 | 11.6% |
| 99 | Not applicable | 4 | 3.6% |
| Sysmiss | | 570 | |

Warning: these figures indicate the number of cases found in the data file. They cannot be interpreted as summary statistics of the population of interest.

u_so_summaryv5: v5 u_so_summary

| | |
|--------------------|---|
| Information | [Type= discrete] [Format=numeric] [Range= 0-99] [Missing=*] |
|--------------------|---|

u_so_summaryv5: v5 u_so_summary

Statistics [NW/ W] [Valid=112 /-] [Invalid=570 /-]

| Value | Label | Cases | Percentage |
|---------|----------------|-------|------------|
| 0 | Poor | 16 | 14.3% |
| 1 | Average | 42 | 37.5% |
| 2 | Good | 39 | 34.8% |
| 3 | Excellent | 10 | 8.9% |
| 99 | Not applicable | 5 | 4.5% |
| Sysmiss | | 570 | |

Warning: these figures indicate the number of cases found in the data file. They cannot be interpreted as summary statistics of the population of interest.

u_so_action_pointv5: v5 u_so_action_point

Information [Type= discrete] [Format=numeric] [Range= 0-99] [Missing=*]

Statistics [NW/ W] [Valid=112 /-] [Invalid=570 /-]

| Value | Label | Cases | Percentage |
|---------|----------------|-------|------------|
| 0 | Poor | 23 | 20.5% |
| 1 | Average | 46 | 41.1% |
| 2 | Good | 26 | 23.2% |
| 3 | Excellent | 3 | 2.7% |
| 99 | Not applicable | 14 | 12.5% |
| Sysmiss | | 570 | |

Warning: these figures indicate the number of cases found in the data file. They cannot be interpreted as summary statistics of the population of interest.

| # u_so_action_point2v5: v5 u_so_action_point2 | | | |
|--|---|-------|------------|
| Information | [Type= discrete] [Format=numeric] [Range= 0-99] [Missing=*] | | |
| Statistics [NW/ W] | [Valid=112 /-] [Invalid=570 /-] | | |
| Value | Label | Cases | Percentage |
| 0 | Poor | 25 | 22.3% |
| 1 | Average | 41 | 36.6% |
| 2 | Good | 29 | 25.9% |
| 3 | Excellent | 3 | 2.7% |
| 99 | Not applicable | 14 | 12.5% |
| Sysmiss | | 570 | |
| <i>Warning: these figures indicate the number of cases found in the data file. They cannot be interpreted as summary statistics of the population of interest.</i> | | | |
| # u_so_scheduledv5: v5 u_so_schedule | | | |
| Information | [Type= discrete] [Format=numeric] [Range= 0-99] [Missing=*] | | |
| Statistics [NW/ W] | [Valid=111 /-] [Invalid=571 /-] | | |
| Value | Label | Cases | Percentage |
| 0 | Poor | 21 | 18.9% |
| 1 | Average | 22 | 19.8% |
| 2 | Good | 32 | 28.8% |
| 3 | Excellent | 30 | 27.0% |
| 99 | Not applicable | 6 | 5.4% |
| Sysmiss | | 571 | |
| <i>Warning: these figures indicate the number of cases found in the data file. They cannot be interpreted as summary statistics of the population of interest.</i> | | | |
| # u_so_end_timev5: v5 u_so_end_time | | | |
| Information | [Type= continuous] [Format=numeric] [Range= 1944140427000-1953223167000] [Missing=*] | | |
| Statistics [NW/ W] | [Valid=111 /-] [Invalid=571 /-] [Mean=1946440335108.11 /-] [StdDev=2877707924.518 /-] | | |
| # session_observation__v_7v5: v5 session_observation__v_7 | | | |
| Information | [Type= discrete] [Format=numeric] [Range= 0-2] [Missing=*] | | |
| Statistics [NW/ W] | [Valid=112 /-] [Invalid=570 /-] | | |
| Value | Label | Cases | Percentage |
| 0 | Incomplete | 0 | |
| 1 | Unverified | 0 | |
| 2 | Complete | 112 | 100.0% |
| Sysmiss | | 570 | |
| <i>Warning: these figures indicate the number of cases found in the data file. They cannot be interpreted as summary statistics of the population of interest.</i> | | | |
| # u_il_start_time_v2v6: v6 u_il_start_time_v2 | | | |
| Information | [Type= continuous] [Format=numeric] [Range= 1946564427000-1949650107000] [Missing=*] | | |
| Statistics [NW/ W] | [Valid=112 /-] [Invalid=570 /-] [Mean=1948080615214.29 /-] [StdDev=1261429663.624 /-] | | |
| # u_il_date_v2v6: v6 u_il_date_v2 | | | |
| Information | [Type= discrete] [Format=character] [Missing=*] | | |
| Statistics [NW/ W] | [Valid=112 /-] | | |
| # u_il_flw_v2v6: v6 u_il_flw_v2 | | | |
| Information | [Type= discrete] [Format=character] [Missing=*] | | |
| Statistics [NW/ W] | [Valid=112 /-] [Invalid=0 /-] | | |

| # u_il_data_collector_v2v6: v6 u_il_data_collector_v2 | | | |
|--|------------|--|------------|
| Information | | [Type= discrete] [Format=character] [Missing=*] | |
| Statistics [NW/ W] | | [Valid=112 /-] [Invalid=0 /-] | |
| # u_il_format_v2v6: v6 u_il_format_v2 | | | |
| Information | | [Type= discrete] [Format=numeric] [Range= 1-2] [Missing=*] | |
| Statistics [NW/ W] | | [Valid=112 /-] [Invalid=570 /-] | |
| Value | Label | Cases | Percentage |
| 1 | Individual | 104 | 92.9% |
| 2 | Group | 8 | 7.1% |
| Sysmiss | | 570 | |
| <i>Warning: these figures indicate the number of cases found in the data file. They cannot be interpreted as summary statistics of the population of interest.</i> | | | |
| # u_il_setting_v2v6: v6 u_il_setting_v2 | | | |
| Information | | [Type= discrete] [Format=numeric] [Range= 1-4] [Missing=*] | |
| Statistics [NW/ W] | | [Valid=112 /-] [Invalid=570 /-] | |
| Value | Label | Cases | Percentage |
| 1 | Home-based | 95 | 84.8% |
| 2 | Clinic | 3 | 2.7% |
| 3 | Community | 11 | 9.8% |
| 4 | Other | 3 | 2.7% |
| Sysmiss | | 570 | |
| <i>Warning: these figures indicate the number of cases found in the data file. They cannot be interpreted as summary statistics of the population of interest.</i> | | | |
| # u_il_setting_other_v2v6: v6 u_il_setting_other_v2 | | | |
| Information | | [Type= discrete] [Format=character] [Missing=*] | |
| Statistics [NW/ W] | | [Valid=3 /-] [Invalid=0 /-] | |
| # u_il_caregiver_v2__1v6: v6 u_il_caregiver_v2__1 | | | |
| Information | | [Type= discrete] [Format=numeric] [Range= 0-1] [Missing=*] | |
| Statistics [NW/ W] | | [Valid=112 /-] [Invalid=570 /-] | |
| Value | Label | Cases | Percentage |
| 0 | Unchecked | 3 | 2.7% |
| 1 | Checked | 109 | 97.3% |
| Sysmiss | | 570 | |
| <i>Warning: these figures indicate the number of cases found in the data file. They cannot be interpreted as summary statistics of the population of interest.</i> | | | |
| # u_il_caregiver_v2__2v6: v6 u_il_caregiver_v2__2 | | | |
| Information | | [Type= discrete] [Format=numeric] [Range= 0-1] [Missing=*] | |
| Statistics [NW/ W] | | [Valid=112 /-] [Invalid=570 /-] | |
| Value | Label | Cases | Percentage |
| 0 | Unchecked | 111 | 99.1% |
| 1 | Checked | 1 | 0.9% |
| Sysmiss | | 570 | |
| <i>Warning: these figures indicate the number of cases found in the data file. They cannot be interpreted as summary statistics of the population of interest.</i> | | | |
| # u_il_caregiver_v2__3v6: v6 u_il_caregiver_v2__3 | | | |
| Information | | [Type= discrete] [Format=numeric] [Range= 0-1] [Missing=*] | |
| Statistics [NW/ W] | | [Valid=112 /-] [Invalid=570 /-] | |

| # u_il_caregiver_v2__3v6: v6 u_il_caregiver_v2__3 | | | |
|--|--|-------|------------|
| Value | Label | Cases | Percentage |
| 0 | Unchecked | 112 | 100.0% |
| 1 | Checked | 0 | |
| Sysmiss | | 570 | |
| <i>Warning: these figures indicate the number of cases found in the data file. They cannot be interpreted as summary statistics of the population of interest.</i> | | | |
| # u_il_caregiver_v2__4v6: v6 u_il_caregiver_v2__4 | | | |
| Information | [Type= discrete] [Format=numeric] [Range= 0-1] [Missing=*] | | |
| Statistics [NW/ W] | [Valid=112 /-] [Invalid=570 /-] | | |
| Value | Label | Cases | Percentage |
| 0 | Unchecked | 111 | 99.1% |
| 1 | Checked | 1 | 0.9% |
| Sysmiss | | 570 | |
| <i>Warning: these figures indicate the number of cases found in the data file. They cannot be interpreted as summary statistics of the population of interest.</i> | | | |
| # u_il_caregiver_v2__unkv6: v6 u_il_caregiver_v2__unk | | | |
| Information | [Type= discrete] [Format=numeric] [Range= 0-1] [Missing=*] | | |
| Statistics [NW/ W] | [Valid=112 /-] [Invalid=570 /-] | | |
| Value | Label | Cases | Percentage |
| 0 | Unchecked | 112 | 100.0% |
| 1 | Checked | 0 | |
| Sysmiss | | 570 | |
| <i>Warning: these figures indicate the number of cases found in the data file. They cannot be interpreted as summary statistics of the population of interest.</i> | | | |
| # u_il_caregiver_v2__naskv6: v6 u_il_caregiver_v2__nask | | | |
| Information | [Type= discrete] [Format=numeric] [Range= 0-1] [Missing=*] | | |
| Statistics [NW/ W] | [Valid=112 /-] [Invalid=570 /-] | | |
| Value | Label | Cases | Percentage |
| 0 | Unchecked | 112 | 100.0% |
| 1 | Checked | 0 | |
| Sysmiss | | 570 | |
| <i>Warning: these figures indicate the number of cases found in the data file. They cannot be interpreted as summary statistics of the population of interest.</i> | | | |
| # u_il_caregiver_v2__nav6: v6 u_il_caregiver_v2__na | | | |
| Information | [Type= discrete] [Format=numeric] [Range= 0-1] [Missing=*] | | |
| Statistics [NW/ W] | [Valid=112 /-] [Invalid=570 /-] | | |
| Value | Label | Cases | Percentage |
| 0 | Unchecked | 112 | 100.0% |
| 1 | Checked | 0 | |
| Sysmiss | | 570 | |
| <i>Warning: these figures indicate the number of cases found in the data file. They cannot be interpreted as summary statistics of the population of interest.</i> | | | |
| # u_il_caregiver_v2__othv6: v6 u_il_caregiver_v2__oth | | | |
| Information | [Type= discrete] [Format=numeric] [Range= 0-1] [Missing=*] | | |
| Statistics [NW/ W] | [Valid=112 /-] [Invalid=570 /-] | | |
| Value | Label | Cases | Percentage |
| 0 | Unchecked | 112 | 100.0% |

| # u_il_caregiver_v2__othv6: v6 u_il_caregiver_v2__oth | | | |
|--|----------------|--|-------------------|
| Value | Label | Cases | Percentage |
| 1 | Checked | 0 | |
| Sysmiss | | 570 | |
| <i>Warning: these figures indicate the number of cases found in the data file. They cannot be interpreted as summary statistics of the population of interest.</i> | | | |
| # u_il_age_child_v2v6: v6 u_il_age_child_v2 | | | |
| Information | | [Type= discrete] [Format=numeric] [Range= 1-4] [Missing=*] | |
| Statistics [NW/ W] | | [Valid=111 /-] [Invalid=571 /-] | |
| Value | Label | Cases | Percentage |
| 1 | Pregnancy | 15 | 13.5% |
| 2 | 0-6 months | 36 | 32.4% |
| 3 | 6-12 months | 38 | 34.2% |
| 4 | 12-24 months | 22 | 19.8% |
| Sysmiss | | 571 | |
| <i>Warning: these figures indicate the number of cases found in the data file. They cannot be interpreted as summary statistics of the population of interest.</i> | | | |
| # u_il_time_visit_v2v6: v6 u_il_time_visit_v2 | | | |
| Information | | [Type= discrete] [Format=numeric] [Range= 1-4] [Missing=*] | |
| Statistics [NW/ W] | | [Valid=112 /-] [Invalid=570 /-] | |
| Value | Label | Cases | Percentage |
| 1 | 0-30 minutes | 99 | 88.4% |
| 2 | 30-60 minutes | 13 | 11.6% |
| 3 | 60-120 minutes | 0 | |
| 4 | >120 minutes | 0 | |
| Sysmiss | | 570 | |
| <i>Warning: these figures indicate the number of cases found in the data file. They cannot be interpreted as summary statistics of the population of interest.</i> | | | |
| # u_il_time_cfc_v2v6: v6 u_il_time_cfc_v2 | | | |
| Information | | [Type= discrete] [Format=numeric] [Range= 1-4] [Missing=*] | |
| Statistics [NW/ W] | | [Valid=112 /-] [Invalid=570 /-] | |
| Value | Label | Cases | Percentage |
| 1 | 0-30 minutes | 103 | 92.0% |
| 2 | 30-60 minutes | 9 | 8.0% |
| 3 | 60-120 minutes | 0 | |
| 4 | >120 minutes | 0 | |
| Sysmiss | | 570 | |
| <i>Warning: these figures indicate the number of cases found in the data file. They cannot be interpreted as summary statistics of the population of interest.</i> | | | |
| # u_il_resources_v2__1v6: v6 u_il_resources_v2__1 | | | |
| Information | | [Type= discrete] [Format=numeric] [Range= 0-1] [Missing=*] | |
| Statistics [NW/ W] | | [Valid=112 /-] [Invalid=570 /-] | |
| Value | Label | Cases | Percentage |
| 0 | Unchecked | 1 | 0.9% |
| 1 | Checked | 111 | 99.1% |
| Sysmiss | | 570 | |
| <i>Warning: these figures indicate the number of cases found in the data file. They cannot be interpreted as summary statistics of the population of interest.</i> | | | |

| # u_il_resources_v2__2v6: v6 u_il_resources_v2__2 | | | |
|--|-----------|--|------------|
| Information | | [Type= discrete] [Format=numeric] [Range= 0-1] [Missing=*] | |
| Statistics [NW/ W] | | [Valid=112 /-] [Invalid=570 /-] | |
| Value | Label | Cases | Percentage |
| 0 | Unchecked | 2 | 1.8% |
| 1 | Checked | 110 | 98.2% |
| Sysmiss | | 570 | |
| <i>Warning: these figures indicate the number of cases found in the data file. They cannot be interpreted as summary statistics of the population of interest.</i> | | | |
| # u_il_resources_v2__3v6: v6 u_il_resources_v2__3 | | | |
| Information | | [Type= discrete] [Format=numeric] [Range= 0-1] [Missing=*] | |
| Statistics [NW/ W] | | [Valid=112 /-] [Invalid=570 /-] | |
| Value | Label | Cases | Percentage |
| 0 | Unchecked | 14 | 12.5% |
| 1 | Checked | 98 | 87.5% |
| Sysmiss | | 570 | |
| <i>Warning: these figures indicate the number of cases found in the data file. They cannot be interpreted as summary statistics of the population of interest.</i> | | | |
| # u_il_resources_v2__4v6: v6 u_il_resources_v2__4 | | | |
| Information | | [Type= discrete] [Format=numeric] [Range= 0-1] [Missing=*] | |
| Statistics [NW/ W] | | [Valid=112 /-] [Invalid=570 /-] | |
| Value | Label | Cases | Percentage |
| 0 | Unchecked | 10 | 8.9% |
| 1 | Checked | 102 | 91.1% |
| Sysmiss | | 570 | |
| <i>Warning: these figures indicate the number of cases found in the data file. They cannot be interpreted as summary statistics of the population of interest.</i> | | | |
| # u_il_resources_v2__5v6: v6 u_il_resources_v2__5 | | | |
| Information | | [Type= discrete] [Format=numeric] [Range= 0-1] [Missing=*] | |
| Statistics [NW/ W] | | [Valid=112 /-] [Invalid=570 /-] | |
| Value | Label | Cases | Percentage |
| 0 | Unchecked | 8 | 7.1% |
| 1 | Checked | 104 | 92.9% |
| Sysmiss | | 570 | |
| <i>Warning: these figures indicate the number of cases found in the data file. They cannot be interpreted as summary statistics of the population of interest.</i> | | | |
| # u_il_resources_v2__6v6: v6 u_il_resources_v2__6 | | | |
| Information | | [Type= discrete] [Format=numeric] [Range= 0-1] [Missing=*] | |
| Statistics [NW/ W] | | [Valid=112 /-] [Invalid=570 /-] | |
| Value | Label | Cases | Percentage |
| 0 | Unchecked | 12 | 10.7% |
| 1 | Checked | 100 | 89.3% |
| Sysmiss | | 570 | |
| <i>Warning: these figures indicate the number of cases found in the data file. They cannot be interpreted as summary statistics of the population of interest.</i> | | | |
| # u_il_resources_v2__7v6: v6 u_il_resources_v2__7 | | | |
| Information | | [Type= discrete] [Format=numeric] [Range= 0-1] [Missing=*] | |
| Statistics [NW/ W] | | [Valid=112 /-] [Invalid=570 /-] | |

u_il_resources_v2__7v6: v6 u_il_resources_v2__7

| Value | Label | Cases | Percentage |
|---------|-----------|-------|------------|
| 0 | Unchecked | 26 | 23.2% |
| 1 | Checked | 86 | 76.8% |
| Sysmiss | | 570 | |

Warning: these figures indicate the number of cases found in the data file. They cannot be interpreted as summary statistics of the population of interest.

u_il_resources_v2__8v6: v6 u_il_resources_v2__8

| | |
|---------------------------|--|
| Information | [Type= discrete] [Format=numeric] [Range= 0-1] [Missing=*] |
| Statistics [NW/ W] | [Valid=112 /-] [Invalid=570 /-] |

| Value | Label | Cases | Percentage |
|---------|-----------|-------|------------|
| 0 | Unchecked | 18 | 16.1% |
| 1 | Checked | 94 | 83.9% |
| Sysmiss | | 570 | |

Warning: these figures indicate the number of cases found in the data file. They cannot be interpreted as summary statistics of the population of interest.

u_il_resources_v2__9v6: v6 u_il_resources_v2__9

| | |
|---------------------------|--|
| Information | [Type= discrete] [Format=numeric] [Range= 0-1] [Missing=*] |
| Statistics [NW/ W] | [Valid=112 /-] [Invalid=570 /-] |

| Value | Label | Cases | Percentage |
|---------|-----------|-------|------------|
| 0 | Unchecked | 100 | 89.3% |
| 1 | Checked | 12 | 10.7% |
| Sysmiss | | 570 | |

Warning: these figures indicate the number of cases found in the data file. They cannot be interpreted as summary statistics of the population of interest.

u_il_resources_v2__10v6: v6 u_il_resources_v2__10

| | |
|---------------------------|--|
| Information | [Type= discrete] [Format=numeric] [Range= 0-1] [Missing=*] |
| Statistics [NW/ W] | [Valid=112 /-] [Invalid=570 /-] |

| Value | Label | Cases | Percentage |
|---------|-----------|-------|------------|
| 0 | Unchecked | 93 | 83.0% |
| 1 | Checked | 19 | 17.0% |
| Sysmiss | | 570 | |

Warning: these figures indicate the number of cases found in the data file. They cannot be interpreted as summary statistics of the population of interest.

u_il_resources_v2__11v6: v6 u_il_resources_v2__11

| | |
|---------------------------|--|
| Information | [Type= discrete] [Format=numeric] [Range= 0-1] [Missing=*] |
| Statistics [NW/ W] | [Valid=112 /-] [Invalid=570 /-] |

| Value | Label | Cases | Percentage |
|---------|-----------|-------|------------|
| 0 | Unchecked | 96 | 85.7% |
| 1 | Checked | 16 | 14.3% |
| Sysmiss | | 570 | |

Warning: these figures indicate the number of cases found in the data file. They cannot be interpreted as summary statistics of the population of interest.

u_il_resources_v2__12v6: v6 u_il_resources_v2__12

| | |
|---------------------------|--|
| Information | [Type= discrete] [Format=numeric] [Range= 0-1] [Missing=*] |
| Statistics [NW/ W] | [Valid=112 /-] [Invalid=570 /-] |

| Value | Label | Cases | Percentage |
|-------|-----------|-------|------------|
| 0 | Unchecked | 71 | 63.4% |

| # u_il_resources_v2__12v6: v6 u_il_resources_v2__12 | | | |
|--|-----------|--|------------|
| Value | Label | Cases | Percentage |
| 1 | Checked | 41 | 36.6% |
| Sysmiss | | 570 | |
| <i>Warning: these figures indicate the number of cases found in the data file. They cannot be interpreted as summary statistics of the population of interest.</i> | | | |
| # u_il_resources_v2__13v6: v6 u_il_resources_v2__13 | | | |
| Information | | [Type= discrete] [Format=numeric] [Range= 0-1] [Missing=*] | |
| Statistics [NW/ W] | | [Valid=112 /-] [Invalid=570 /-] | |
| Value | Label | Cases | Percentage |
| 0 | Unchecked | 110 | 98.2% |
| 1 | Checked | 2 | 1.8% |
| Sysmiss | | 570 | |
| <i>Warning: these figures indicate the number of cases found in the data file. They cannot be interpreted as summary statistics of the population of interest.</i> | | | |
| # u_il_resources_v2__14v6: v6 u_il_resources_v2__14 | | | |
| Information | | [Type= discrete] [Format=numeric] [Range= 0-1] [Missing=*] | |
| Statistics [NW/ W] | | [Valid=112 /-] [Invalid=570 /-] | |
| Value | Label | Cases | Percentage |
| 0 | Unchecked | 111 | 99.1% |
| 1 | Checked | 1 | 0.9% |
| Sysmiss | | 570 | |
| <i>Warning: these figures indicate the number of cases found in the data file. They cannot be interpreted as summary statistics of the population of interest.</i> | | | |
| # u_il_resources_v2__unkv6: v6 u_il_resources_v2__unk | | | |
| Information | | [Type= discrete] [Format=numeric] [Range= 0-1] [Missing=*] | |
| Statistics [NW/ W] | | [Valid=112 /-] [Invalid=570 /-] | |
| Value | Label | Cases | Percentage |
| 0 | Unchecked | 112 | 100.0% |
| 1 | Checked | 0 | |
| Sysmiss | | 570 | |
| <i>Warning: these figures indicate the number of cases found in the data file. They cannot be interpreted as summary statistics of the population of interest.</i> | | | |
| # u_il_resources_v2__naskv6: v6 u_il_resources_v2__nask | | | |
| Information | | [Type= discrete] [Format=numeric] [Range= 0-1] [Missing=*] | |
| Statistics [NW/ W] | | [Valid=112 /-] [Invalid=570 /-] | |
| Value | Label | Cases | Percentage |
| 0 | Unchecked | 112 | 100.0% |
| 1 | Checked | 0 | |
| Sysmiss | | 570 | |
| <i>Warning: these figures indicate the number of cases found in the data file. They cannot be interpreted as summary statistics of the population of interest.</i> | | | |
| # u_il_resources_v2__nav6: v6 u_il_resources_v2__na | | | |
| Information | | [Type= discrete] [Format=numeric] [Range= 0-1] [Missing=*] | |
| Statistics [NW/ W] | | [Valid=112 /-] [Invalid=570 /-] | |
| Value | Label | Cases | Percentage |
| 0 | Unchecked | 112 | 100.0% |
| 1 | Checked | 0 | |

| # u_il_resources_v2_nav6: v6 u_il_resources_v2_na | | | |
|--|---|-------|------------|
| Value | Label | Cases | Percentage |
| Sysmiss | | 570 | |
| <i>Warning: these figures indicate the number of cases found in the data file. They cannot be interpreted as summary statistics of the population of interest.</i> | | | |
| # u_il_resources_v2_othv6: v6 u_il_resources_v2_oth | | | |
| Information | [Type= discrete] [Format=numeric] [Range= 0-1] [Missing=*] | | |
| Statistics [NW/ W] | [Valid=112 /-] [Invalid=570 /-] | | |
| Value | Label | Cases | Percentage |
| 0 | Unchecked | 112 | 100.0% |
| 1 | Checked | 0 | |
| Sysmiss | | 570 | |
| <i>Warning: these figures indicate the number of cases found in the data file. They cannot be interpreted as summary statistics of the population of interest.</i> | | | |
| # u_il_end_time_v2v6: v6 u_il_end_time_v2 | | | |
| Information | [Type= continuous] [Format=numeric] [Range= 1946565747000-1949931987000] [Missing=*] | | |
| Statistics [NW/ W] | [Valid=112 /-] [Invalid=570 /-] [Mean=1948091643428.57 /-] [StdDev=1271888382.659 /-] | | |
| # implementation_log_2_completev6: v6 implementation_log_2_complete | | | |
| Information | [Type= discrete] [Format=numeric] [Range= 0-2] [Missing=*] | | |
| Statistics [NW/ W] | [Valid=112 /-] [Invalid=570 /-] | | |
| Value | Label | Cases | Percentage |
| 0 | Incomplete | 0 | |
| 1 | Unverified | 0 | |
| 2 | Complete | 112 | 100.0% |
| Sysmiss | | 570 | |
| <i>Warning: these figures indicate the number of cases found in the data file. They cannot be interpreted as summary statistics of the population of interest.</i> | | | |
| # partner_conflict2 | | | |
| Information | [Type= discrete] [Format=numeric] [Range= 0-1] [Missing=*] | | |
| Statistics [NW/ W] | [Valid=680 /-] [Invalid=2 /-] | | |
| # partner_talk2 | | | |
| Information | [Type= discrete] [Format=numeric] [Range= 0-1] [Missing=*] | | |
| Statistics [NW/ W] | [Valid=680 /-] [Invalid=2 /-] | | |
| # partner_harder2 | | | |
| Information | [Type= discrete] [Format=numeric] [Range= 0-1] [Missing=*] | | |
| Statistics [NW/ W] | [Valid=680 /-] [Invalid=2 /-] | | |
| # partner_solutions2 | | | |
| Information | [Type= discrete] [Format=numeric] [Range= 0-1] [Missing=*] | | |
| Statistics [NW/ W] | [Valid=490 /-] [Invalid=192 /-] | | |
| # partner_talking2 | | | |
| Information | [Type= discrete] [Format=numeric] [Range= 0-1] [Missing=*] | | |
| Statistics [NW/ W] | [Valid=490 /-] [Invalid=192 /-] | | |
| # partner_conflict3 | | | |
| Information | [Type= discrete] [Format=numeric] [Range= 0-1] [Missing=*] | | |
| Statistics [NW/ W] | [Valid=680 /-] [Invalid=2 /-] | | |

| | |
|---------------------------|--|
| # partner_talk3 | |
| Information | [Type= discrete] [Format=numeric] [Range= 0-1] [Missing=*] |
| Statistics [NW/ W] | [Valid=680 /-] [Invalid=2 /-] |
| # partner_harder3 | |
| Information | [Type= discrete] [Format=numeric] [Range= 0-1] [Missing=*] |
| Statistics [NW/ W] | [Valid=680 /-] [Invalid=2 /-] |

| | |
|----------------------------------|--|
| # partner_solutions3 | |
| Information | [Type= discrete] [Format=numeric] [Range= 0-1] [Missing=*] |
| Statistics [NW/ W] | [Valid=490 /-] [Invalid=192 /-] |
| # partner_talking3 | |
| Information | [Type= discrete] [Format=numeric] [Range= 0-1] [Missing=*] |
| Statistics [NW/ W] | [Valid=490 /-] [Invalid=192 /-] |
| # sapas_total | |
| Information | [Type= discrete] [Format=numeric] [Range= 0-8] [Missing=*] |
| Statistics [NW/ W] | [Valid=682 /-] [Invalid=0 /-] |
| # stress_v2_marital | |
| Information | [Type= discrete] [Format=numeric] [Range= 0-2] [Missing=*] |
| Statistics [NW/ W] | [Valid=682 /-] [Invalid=0 /-] |
| # stress_v2_family | |
| Information | [Type= discrete] [Format=numeric] [Range= 0-2] [Missing=*] |
| Statistics [NW/ W] | [Valid=682 /-] [Invalid=0 /-] |
| # stress_v2_economic | |
| Information | [Type= discrete] [Format=numeric] [Range= 0-2] [Missing=*] |
| Statistics [NW/ W] | [Valid=682 /-] [Invalid=0 /-] |
| # stress_v2_societal | |
| Information | [Type= discrete] [Format=numeric] [Range= 0-2] [Missing=*] |
| Statistics [NW/ W] | [Valid=682 /-] [Invalid=0 /-] |
| # stress_v2_illness | |
| Information | [Type= discrete] [Format=numeric] [Range= 0-2] [Missing=*] |
| Statistics [NW/ W] | [Valid=682 /-] [Invalid=0 /-] |
| # stress_v3_marital | |
| Information | [Type= discrete] [Format=numeric] [Range= 0-2] [Missing=*] |
| Statistics [NW/ W] | [Valid=682 /-] [Invalid=0 /-] |
| # stress_v3_family_family | |
| Information | [Type= discrete] [Format=numeric] [Range= 0-2] [Missing=*] |
| Statistics [NW/ W] | [Valid=682 /-] [Invalid=0 /-] |
| # stress_v3_economic | |
| Information | [Type= discrete] [Format=numeric] [Range= 0-2] [Missing=*] |
| Statistics [NW/ W] | [Valid=682 /-] [Invalid=0 /-] |
| # stress_v3_societal | |
| Information | [Type= discrete] [Format=numeric] [Range= 0-2] [Missing=*] |
| Statistics [NW/ W] | [Valid=682 /-] [Invalid=0 /-] |
| # stress_v3_illness | |
| Information | [Type= discrete] [Format=numeric] [Range= 0-2] [Missing=*] |
| Statistics [NW/ W] | [Valid=682 /-] [Invalid=0 /-] |

| # dep_cat_v2 | | | |
|--|---|-------|------------|
| Information | [Type= discrete] [Format=numeric] [Range= 1-5] [Missing=*] | | |
| Statistics [NW/ W] | [Valid=682 /-] [Invalid=0 /-] | | |
| # dep_cat_v3 | | | |
| Information | [Type= discrete] [Format=numeric] [Range= 1-5] [Missing=*] | | |
| Statistics [NW/ W] | [Valid=682 /-] [Invalid=0 /-] | | |
| # baseline | | | |
| Information | [Type= discrete] [Format=numeric] [Range= 1-1] [Missing=*] | | |
| Statistics [NW/ W] | [Valid=682 /-] [Invalid=0 /-] | | |
| # endline | | | |
| Information | [Type= discrete] [Format=numeric] [Range= 1-1] [Missing=*] | | |
| Statistics [NW/ W] | [Valid=682 /-] [Invalid=0 /-] | | |
| # analytic_dataset | | | |
| Information | [Type= discrete] [Format=numeric] [Range= 1-1] [Missing=*] | | |
| Statistics [NW/ W] | [Valid=682 /-] [Invalid=0 /-] | | |
| # finances | | | |
| Information | [Type= discrete] [Format=numeric] [Range= 1-3] [Missing=*] | | |
| Statistics [NW/ W] | [Valid=675 /-] [Invalid=7 /-] | | |
| Value | Label | Cases | Percentage |
| 1 | Poor/very poor | 191 | 28.3% |
| 2 | Just getting by | 335 | 49.6% |
| 3 | Comfortable/v comfortable | 149 | 22.1% |
| Sysmiss | | 7 | |
| <i>Warning: these figures indicate the number of cases found in the data file. They cannot be interpreted as summary statistics of the population of interest.</i> | | | |
| # child_dob_r | | | |
| Information | [Type= discrete] [Format=character] [Missing=*] | | |
| Statistics [NW/ W] | [Valid=539 /-] | | |
| # c_age | | | |
| Information | [Type= discrete] [Format=numeric] [Range= 0-14] [Missing=*] | | |
| Statistics [NW/ W] | [Valid=537 /-] [Invalid=145 /-] | | |
| # pregnancy | | | |
| Information | [Type= discrete] [Format=numeric] [Range= 0-1] [Missing=*] | | |
| Statistics [NW/ W] | [Valid=682 /-] [Invalid=0 /-] | | |
| # c_age_cat | | | |
| Information | [Type= discrete] [Format=numeric] [Range= 0-2] [Missing=*] | | |
| Statistics [NW/ W] | [Valid=589 /-] [Invalid=93 /-] | | |
| Value | Label | Cases | Percentage |
| 0 | Pregnancy | 52 | 8.8% |
| 1 | 0 | 231 | 39.2% |
| 2 | 1+ | 306 | 52.0% |
| Sysmiss | | 93 | |

| # c_age_cat | | | |
|--|---------------------|---|-------------------|
| <i>Warning: these figures indicate the number of cases found in the data file. They cannot be interpreted as summary statistics of the population of interest.</i> | | | |
| # cg_edu: RECODE of attend_school (v1 attend_school) | | | |
| Information | | [Type= discrete] [Format=numeric] [Range= 0-2] [Missing=*] | |
| Statistics [NW/ W] | | [Valid=682 /-] [Invalid=0 /-] | |
| Value | Label | Cases | Percentage |
| 0 | None | 158 | 23.2% |
| 1 | Some primary | 222 | 32.6% |
| 2 | Secondary or higher | 302 | 44.3% |
| <i>Warning: these figures indicate the number of cases found in the data file. They cannot be interpreted as summary statistics of the population of interest.</i> | | | |
| # cg_age | | | |
| Information | | [Type= continuous] [Format=numeric] [Range= 16-75] [Missing=*] | |
| Statistics [NW/ W] | | [Valid=658 /-] [Invalid=24 /-] [Mean=29.064 /-] [StdDev=8.431 /-] | |
| # cg_age_cat: RECODE of cg_age | | | |
| Information | | [Type= discrete] [Format=numeric] [Range= 0-2] [Missing=*] | |
| Statistics [NW/ W] | | [Valid=658 /-] [Invalid=24 /-] | |
| Value | Label | Cases | Percentage |
| 0 | <20 | 63 | 9.6% |
| 1 | 20-29 | 312 | 47.4% |
| 2 | 30+ | 283 | 43.0% |
| Sysmiss | | 24 | |
| <i>Warning: these figures indicate the number of cases found in the data file. They cannot be interpreted as summary statistics of the population of interest.</i> | | | |
| # followup | | | |
| Information | | [Type= discrete] [Format=numeric] [Range= 2-12] [Missing=*] | |
| Statistics [NW/ W] | | [Valid=528 /-] [Invalid=154 /-] | |
| # gse_totalv2 | | | |
| Information | | [Type= continuous] [Format=numeric] [Range= 10-40] [Missing=*] | |
| Statistics [NW/ W] | | [Valid=682 /-] [Invalid=0 /-] [Mean=28.515 /-] [StdDev=6.801 /-] | |
| # gse_totalv3 | | | |
| Information | | [Type= continuous] [Format=numeric] [Range= 10-40] [Missing=*] | |
| Statistics [NW/ W] | | [Valid=682 /-] [Invalid=0 /-] [Mean=31.208 /-] [StdDev=7.164 /-] | |
| # ss_totalv2 | | | |
| Information | | [Type= continuous] [Format=numeric] [Range= 4-84] [Missing=*] | |
| Statistics [NW/ W] | | [Valid=682 /-] [Invalid=0 /-] [Mean=49.169 /-] [StdDev=21.163 /-] | |
| # ss_totalv3 | | | |
| Information | | [Type= continuous] [Format=numeric] [Range= 4-84] [Missing=*] | |
| Statistics [NW/ W] | | [Valid=682 /-] [Invalid=0 /-] [Mean=53.321 /-] [StdDev=21.981 /-] | |