

South Africa

Jaco Dreyer, Africa Health Research Institute

Eva Ssozi, Africa Health Research Institute

Nompumelelo Mkwanazi, Africa Health Research Institute

Prof. Maryam Shahmanesh, Africa Health Research Institute

Dr. Limakatso Lebina, Africa Health Research Institute

, Africa Health Research Institute

**cRCT of Long-acting PrEP Integrated with Community-
based Sexual Health (LAPIS) – Clinical Management**

Study Documentation

July 7, 2026

Metadata Production

Metadata Producer(s)	Africa Health Research Institute (AHRI)
Identification	AHRI.LAPIS.Clinical.Management.ESource.2026.v1

Table of Contents

Overview	4
Scope & Coverage	4
Producers & Sponsors	5
Sampling	5
Data Collection	5
Data Processing & Appraisal	5
Accessibility	5
Files Description	7
AHRI.LAPIS.ESource.AEs.2026.v1	7
AHRI.LAPIS.ESource.Clinical.Management.2026.v1	7
AHRI.LAPIS.ESource.DoctorVisits.2026.v1	7
AHRI.LAPIS.ESource.Medications.2026.v1	7
AHRI.LAPIS.ESource.PersonalInformation.2026.v1	7
AHRI.LAPIS.ESource.PotentialAEs.2026.v1	7
AHRI.LAPIS.ESource.SAEs.2026.v1	7
AHRI.LAPIS.ESource.Specimens.2026.v1	7
AHRI.LAPIS.ESource.TelePhoneCalls.2026.v1	7
Variables List	9
AHRI.LAPIS.ESource.AEs.2026.v1	9
AHRI.LAPIS.ESource.Clinical.Management.2026.v1	10
AHRI.LAPIS.ESource.DoctorVisits.2026.v1	44
AHRI.LAPIS.ESource.Medications.2026.v1	46
AHRI.LAPIS.ESource.PersonalInformation.2026.v1	47
AHRI.LAPIS.ESource.PotentialAEs.2026.v1	47
AHRI.LAPIS.ESource.SAEs.2026.v1	48
AHRI.LAPIS.ESource.Specimens.2026.v1	49
AHRI.LAPIS.ESource.TelePhoneCalls.2026.v1	53
Variables Description	56
AHRI.LAPIS.ESource.AEs.2026.v1	57
AHRI.LAPIS.ESource.Clinical.Management.2026.v1	62
AHRI.LAPIS.ESource.DoctorVisits.2026.v1	225
AHRI.LAPIS.ESource.Medications.2026.v1	244
AHRI.LAPIS.ESource.PersonalInformation.2026.v1	246
AHRI.LAPIS.ESource.PotentialAEs.2026.v1	248
AHRI.LAPIS.ESource.SAEs.2026.v1	252
AHRI.LAPIS.ESource.Specimens.2026.v1	257
AHRI.LAPIS.ESource.TelePhoneCalls.2026.v1	272

cRCT of Long-acting PrEP Integrated with Community-based Sexual Health (LAPIS) – Clinical Management

Overview	
Identification	AHRI.LAPIS.Clinical.Management.ESource.2026.v1
Version	v1.0.0
Abstract	
<p>Long-acting HIV Pre-Exposure Prophylaxis integrated with community-based sexual and reproductive health in South Africa (LAPIS): A hybrid (1a) cluster randomised controlled phase 3B trial of effectiveness and implementation. Offering a choice of long-acting PrEP, such as the 2 monthly injectable cabotegravir (CAB LA) within the community-based delivery of SRH integrated with oral PrEP, post-exposure prophylaxis, and dapivirine vaginal ring will overcome the uptake, adherence, and retention challenges of oral PrEP and lead to a population-level effect on sexually transmissible HIV. Young men and women aged 15-30 years from the 40 administrative clusters in the uMkhanyakude district who attend any integrated SRH/HIV service are eligible for enrolment.</p> <p>Study Aim: Offering a choice of long-acting PrEP, such as the two-monthly injectable cabotegravir, in addition to the community-based oral PrEP and SRH will overcome the adherence, retention, and disclosure challenges of oral PrEP and lead to a population-level effect on sexually transmissible HIV.</p> <p>Specific Objectives:</p> <ol style="list-style-type: none"> 1. To measure the effectiveness of the choice of oral and long-acting PrEP, including injectable (CAB LA) and vaginal ring (DapiRing), and post exposure prophylaxis (PEP) on increasing effective uptake (adoption), retention, and adherence of PrEP compared to oral PrEP in young people aged 15-30 in rural South Africa and to estimate the preliminary effect on transmissible HIV and HIV incidence. 2. To understand real-world implementation: <ol style="list-style-type: none"> a. To explore the acceptability, preference, and reach of CAB-LA from the perspective of young people aged 15-30 and their communities in rural South Africa. b. To understand the feasibility, affordability, and scalability of delivering CAB-LA through community-based PrEP with SRH. c. To identify implementation challenges and practical solutions for CAB-LA initiation, laboratory monitoring (e.g. RNA testing), and safe stopping within nurse-led and rural community-based clinical settings. d. To evaluate the safety and tolerability of CAB-LA compared to oral PrEP. 	
Kind of Data	PrEP user's clinical data
Unit of Analysis	Sexual reproductive health and HIV-neutral service participants.

Scope & Coverage	
Keywords	STI, partner notification, HIV prevention, clinical management.
Topics	Adolescents; young adults; HIV infections/prevention & control; South Africa/epidemiology; sexual health; randomised controlled trials, PrEP; HIV prevention; clinical adherence; patient management.
Time Period(s)	2024-2026
Countries	South Africa
Geographic Coverage	
Health and demographic surveillance site in the rural KwaZulu-Natal.	
Universe	
Long-acting HIV Pre-Exposure Prophylaxis integrated with community-based sexual and reproductive health in South Africa (LAPIS): A hybrid (1a) cluster randomised controlled phase 3B trial of effectiveness and implementation. About	

26,000 15-30 AYAs from 40 geographical areas (clusters) residing in the 40 clusters of the uMkhanyakude District in rural KwaZulu Natal are eligible to receive “LAPIS” intervention. Of these, ~20% are at risk of HIV acquisition and would benefit from PrEP and STI clinical management. The unit of randomisation is the administrative area supported by a pair of peer navigators: 40 administrative areas are randomised to receive the intervention.

Producers & Sponsors	
Primary Investigator(s)	Jaco Dreyer, Africa Health Research Institute Eva Ssozi, Africa Health Research Institute Nompumelelo Mkwanazi, Africa Health Research Institute Prof. Maryam Shahmanesh, Africa Health Research Institute Dr. Limakatso Lebina, Africa Health Research Institute , Africa Health Research Institute
Other Producer(s)	Africa Health Research Institute (AHRI)
Funding Agency/ies	Bill and Melinda Gates Foundation (BMG) , Funder

Sampling
<p><u>Sampling Procedure</u></p> <p>Clinical cohort: all young people aged 15-30 years who are residing in a trial cluster and attend one of the study clinics or public health clinics, following informed consent/assent. Baseline and endline surveys, n=3200, 16-30-year-old male and females randomly selected from the health and demographic surveillance survey area, following informed consent (aged 18 and above) and informed assent and parental/guardian informed consent (aged 16-17).</p> <p>For the surveys, aged 16-30, residing in the HDSS and able to provide informed consent (18+) or informed assent and parental consent (aged 16-17). For the clinical cohort, aged 15-30, residing in the trial clusters, attending one of the study clinics or public health clinics, and providing informed consent/assent to use their clinical data</p>

Data Collection	
Data Collection Dates	start 2024-03-04 end 2026-06-05

Data Processing & Appraisal
<p><u>Data Editing</u></p> <p>The data collected and captured on REDCap was uploaded to a MySQL database server within AHRI's secure server cluster.</p>

Accessibility
<p><u>Access Conditions</u></p> <p>Access to the data requires accurate completion of the online data access application form accessible on the AHRI Data repository(<https://data.ahri.org/>). Data users are required to abide by the data use conditions stipulated on the application for access to the data. Failure to do so may result in their data access privileges being revoked by the Data Custodian. In order to recognise the effort and intellectual contributions of AHRI investigators in producing and curating the data, users of AHRI data must acknowledge the source of the data and abide by the terms and conditions under which the data is accessed and must cite the dataset in publication using the citation provided as part of this documentation. All analytical datasets published on the AHRI Data Repository are assigned digital object identifier (DOIs) and the DOIs can be found on the Data Repository under Study Description tab - Access policy. AHRI data users are required to always cite the dataset using the relevant DOI.</p>
<p><u>Citation Requirements</u></p> <p>Dreyer, J., Ssozi, E., Mkwanazi, N., Shahmanesh, M., & Lebina, L. (2026). cRCT of Long-acting PrEP Integrated with Community-based Sexual Health (LAPIS) – Clinical Management [Dataset]. Africa Health Research Institute.</p>

DOI:<https://doi.org/10.23664/AHRI.LAPIS.CLINICAL.MANAGEMENT.ESOURCE.2026.V1>

Files Description

Dataset contains 9 file(s)

AHRI.LAPIS.ESource.AEs.2026.v1	
# Cases	12
# Variable(s)	27

AHRI.LAPIS.ESource.Clinical.Management.2026.v1	
# Cases	11825
# Variable(s)	726

AHRI.LAPIS.ESource.DoctorVisits.2026.v1	
# Cases	136
# Variable(s)	85

AHRI.LAPIS.ESource.Medications.2026.v1	
# Cases	10850
# Variable(s)	16

AHRI.LAPIS.ESource.PersonalInformation.2026.v1	
# Cases	1864
# Variable(s)	14

AHRI.LAPIS.ESource.PotentialAEs.2026.v1	
# Cases	70
# Variable(s)	19

AHRI.LAPIS.ESource.SAEs.2026.v1	
# Cases	5
# Variable(s)	34

AHRI.LAPIS.ESource.Specimens.2026.v1	
# Cases	7234
# Variable(s)	97

AHRI.LAPIS.ESource.TelePhoneCalls.2026.v1	
# Cases	20811

# Variable(s)	26
----------------------	----

Variables List

Dataset contains 1044 variable(s)

File AHRI.LAPIS.ESource.AEs.2026.v1							
#	Name	Label	Type	Format	Valid	Invalid	Question
1	IntID	Individual ID	continuous	numeric-12.0	12	0	-
2	event_id	REDCap Event Identifier	discrete	numeric-12.0	12	0	-
3	instance	REDCap Instance Identifier	discrete	numeric-12.0	12	0	-
4	ae_any_e..	Did the participant reported any side effects or adverse events since the last v	discrete	numeric-12.0	12	0	-
5	ae_on_pr..	Is the participant currently on PrEP treatment?	discrete	numeric-12.0	12	0	-
6	ae_on_ar..	Is the participant currently on ART treatment?	discrete	numeric-12.0	4	8	-
7	ae_event..	Please provide details on the Event	discrete	character-244	12	-	-
8	ae_prep..	Common side effects of PrEP - Nausea	discrete	numeric-12.0	3	9	-
9	ae_prep..	Common side effects of PrEP - Headache	discrete	numeric-12.0	1	11	-
10	ae_prep..	Common side effects of PrEP - Dizziness	discrete	numeric-12.0	1	11	-
11	ae_prep..	Common side effects of PrEP - Insomnia	discrete	numeric-12.0	0	12	-
12	ae_prep..	Common side effects of PrEP - Other	discrete	numeric-12.0	6	6	-
13	ae_detai..	Details of other side effect or adverse event	discrete	character-81	6	0	-
14	ae_start..	Start date of event	discrete	character-11	12	-	-
15	ae_ongoing	Is the event ongoing?	discrete	numeric-12.0	12	0	-
16	ae_stop..	Stop date of event	discrete	character-11	7	-	-
17	ae_sever..	Severity of event	discrete	numeric-12.0	12	0	-
18	ae_study..	Relationship to study	discrete	numeric-12.0	0	12	-
19	ae_study..	Relationship to study drug	discrete	numeric-12.0	12	0	-
20	ae_study..	Relationship to study procedure	discrete	numeric-12.0	12	0	-
21	ae_actio..	Action Taken Regarding Drug adverse event	discrete	numeric-12.0	12	0	-
22	ae_actio..	Please specify details on other action taken	discrete	character-43	1	0	-
23	ae_outcome	Outcome of event	discrete	numeric-12.0	7	5	-
24	ae_expec..	Is this an expected event for this study?	discrete	numeric-12.0	12	0	-
25	ae_serious	Is this a Serious Adverse Event?	discrete	numeric-12.0	12	0	-
26	ae_add_c..	Additional Comments (optional)	discrete	character-244	12	-	-

File AHRI.LAPIS.ESource.AEs.2026.v1							
#	Name	Label	Type	Format	Valid	Invalid	Question
27	ae_calc ..	AE Number	discrete	character-8	12	0	-

File AHRI.LAPIS.ESource.Clinical.Management.2026.v1							
#	Name	Label	Type	Format	Valid	Invalid	Question
1	IintID	Individual ID	continuous	numeric-12.0	11825	0	-
2	mt_date ..	Date/time	discrete	character-11	1823	-	-
3	mt_has_c ..	Please review the Personal Information above with the Participant. Is all of the	discrete	numeric-12.0	1823	10002	-
4	tm_call ..	Was a telephone call made?	discrete	numeric-12.0	11461	364	-
5	si_sch_c ..	Is the current visit scheduled with the participant?	discrete	numeric-12.0	8000	3825	-
6	si_sch_c ..	What is the reason for not scheduling an initial visit?	discrete	numeric-12.0	2874	8951	-
7	si_sch_d ..	Date form was completed	discrete	character-11	7811	-	-
8	si_curr ..	What is the Scheduled Visit Date?	discrete	character-11	3182	-	-
9	si_curr ..	Which Clinic will the participant visit?	discrete	numeric-12.0	3187	8638	-
10	pv_clini ..	What is the name of the Clinic?	discrete	numeric-12.0	6653	5172	-
11	pv_clini ..	Location / Isigodi	discrete	character-30	6630	0	-
12	pv_mobil ..	Name of Mobile Clinic Point	discrete	numeric-12.0	0	11825	-
13	pv_verif ..	By reviewing the Personal information, please verify that this is the correct pa	discrete	numeric-12.0	6740	5085	-
14	pv_visit	For what Study Visit is the participant returning?	discrete	numeric-12.0	6651	5174	-
15	pv_visit ..	Visit Date	discrete	character-11	6653	-	-
16	pv_calc ..	Participant's age Calculated from Date of Birth and Visit Date	discrete	character-5	6653	0	-
17	pv_num_m ..	Number of months since last visit	discrete	character-4	6653	0	-
18	pv_calc ..	Calculated Consent version	discrete	character-10	9257	0	-
19	pp_provi ..	Has a blank copy of the Participant Information Sheet been provided to the parti	discrete	numeric-12.0	1823	10002	-
20	pp_date ..	Date/time the copy was given.	discrete	character-11	1482	-	-
21	pp_revie ..	Will the Participant Informed Sheets be discussed with the participant?	discrete	numeric-12.0	1791	10034	-
22	pp_revie ..	Was the Participant Information sheet discussed with the participant for: LAPIS	discrete	numeric-12.0	617	11208	-

File AHRI.LAPIS.ESource.Clinical.Management.2026.v1							
#	Name	Label	Type	Format	Valid	Invalid	Question
23	pp_revie..	Discussion Start time for: LAPIS Informed Consent	discrete	character-11	516	-	-
24	pp_revie..	Discussion Stop time for LAPIS Informed Consent	discrete	character-11	516	-	-
25	pp_revie..	Was the Participant Information sheet discussed with the participant for: Inform	discrete	numeric-12.0	618	11207	-
26	pp_revie..	Discussion Start time for: Informed Consent to link to the population-based stud	discrete	character-11	512	-	-
27	pp_revie..	Discussion Stop time for: Informed Consent to link to the population-based study	discrete	character-11	512	-	-
28	pp_revie..	Was the Participant Information sheet discussed with the participant for: Inform	discrete	numeric-12.0	618	11207	-
29	pp_revie..	Discussion Start time for: Informed Consent For HIV Test	discrete	character-11	511	-	-
30	pp_revie..	Discussion Stop time for: Informed Consent For HIV Test	discrete	character-11	511	-	-
31	pp_revie..	Was the Participant Information sheet discussed with the participant for: LAPIS	discrete	numeric-12.0	157	11668	-
32	pp_revie..	Discussion Start time for: Consolidated LAPIS Informed Consent	discrete	character-11	94	-	-
33	pp_revie..	Discussion Stop time for: Consolidated LAPIS Informed Consent	discrete	character-11	94	-	-
34	ls_form..	Date form was completed	discrete	character-11	6649	-	-
35	ls_clini..	Did the participant attend the clinic for this visit ([event-label])?	discrete	numeric-12.0	6733	5092	-
36	ls_servi..	What are the main reasons for visiting the Clinic, which services did the partic	discrete	numeric-12.0	4223	7602	-
37	ls_servi..	What are the main reasons for visiting the Clinic, which services did the partic	discrete	numeric-12.0	3742	8083	-
38	ls_servi..	What are the main reasons for visiting the Clinic, which services did the partic	discrete	numeric-12.0	6426	5399	-
39	ls_servi..	What are the main reasons for visiting the Clinic, which services did the partic	discrete	numeric-12.0	23	11802	-
40	ls_servi..	What are the main reasons for visiting the Clinic, which services did the partic	discrete	numeric-12.0	4528	7297	-

File AHRI.LAPIS.ESource.Clinical.Management.2026.v1							
#	Name	Label	Type	Format	Valid	Invalid	Question
41	ls_servi ..	What are the main reasons for visiting the Clinic, which services did the partic	discrete	numeric-12.0	180	11645	-
42	ls_servi ..	What are the main reasons for visiting the Clinic, which services did the partic	discrete	numeric-12.0	1127	10698	-
43	ls_servi ..	What are the main reasons for visiting the Clinic, which services did the partic	discrete	numeric-12.0	67	11758	-
44	ls_servi ..	Please specify the other service that the participant requested:	discrete	character-62	67	0	-
45	ls_mediu ..	Is the participant a medium health need referral from the Peer Navigator project	discrete	numeric-12.0	6643	5182	-
46	ls_from ..	Is the participant from the Safer Choices program?	discrete	numeric-12.0	6108	5717	-
47	ls_safer ..	Grade of learner	discrete	numeric-12.0	1	11824	-
48	ls_safer ..	From which school is the participant?	discrete	numeric-12.0	1	11824	-
49	ls_from ..	Is the participant from the Mobile Men project?	discrete	numeric-12.0	6108	5717	-
50	ac_asses ..	Was the participant's capability to consent assessed at this visit?	discrete	numeric-12.0	1823	10002	-
51	ac_inter ..	Date/Time - Assessment of Capacity	discrete	character-11	1823	-	-
52	ac_asses ..	HAPPY with Step 1?	discrete	numeric-12.0	1823	10002	-
53	ac_asses ..	HAPPY with Step 2?	discrete	numeric-12.0	0	11825	-
54	ac_asses ..	HAPPY with Step 3?	discrete	numeric-12.0	0	11825	-
55	ac_asses ..	Is this individual capable to participate?	discrete	numeric-12.0	1823	10002	-
56	ic_indv ..	Informed Consent for - Start Time	discrete	character-11	1404	-	-
57	ic_indv ..	What is the participant's preferred language for completing the informed consent	discrete	numeric-12.0	1393	10432	-
58	au_date ..	Date of assessment	discrete	character-11	1404	-	-
59	au_ases ..	Assessed - understanding of the purpose of the study.	discrete	numeric-12.0	1404	10421	-
60	au_score ..	Score- understanding of the purpose of the study.	discrete	numeric-12.0	1404	10421	-
61	au_ases ..	Assessed - understanding the choices you have as a participant	discrete	numeric-12.0	1404	10421	-
62	au_score ..	Assessed - understanding the choices you have as a participant	discrete	numeric-12.0	1404	10421	-

File AHRI.LAPIS.ESource.Clinical.Management.2026.v1							
#	Name	Label	Type	Format	Valid	Invalid	Question
63	au_ases_..	Assessed - understanding who will take part in this study	discrete	numeric-12.0	1404	10421	-
64	au_score_..	Score - understanding who will take part in this study	discrete	numeric-12.0	1404	10421	-
65	au_ases_..	Assessed - understanding besides taking the medications / injections / using the	discrete	numeric-12.0	1404	10421	-
66	au_score_..	Score - understanding besides taking the medications / injections / using the ri	discrete	numeric-12.0	1404	10421	-
67	au_ases_..	Assessed - understanding possible risks of being a participant in the study	discrete	numeric-12.0	1404	10421	-
68	au_score_..	Score - understanding possible risks of being a participant in the study	discrete	numeric-12.0	1404	10421	-
69	au_ases_..	Assessed - understanding possible benefits for participants in the study?	discrete	numeric-12.0	1403	10422	-
70	au_score_..	Score - understanding possible benefits for participants in the study?	discrete	numeric-12.0	1403	10422	-
71	au_ases_..	Assessed - understanding what happens if you become pregnant during the study:Pa	discrete	numeric-12.0	1403	10422	-
72	au_ases_..	Assessed - understanding what happens if you become pregnant during the study:Pa	discrete	numeric-12.0	1403	10422	-
73	au_score_..	Score- understanding what happens if you become pregnant during the study	discrete	numeric-12.0	1394	10431	-
74	au_ases_..	Assessed - understanding what should participants do if they have questions or c	discrete	numeric-12.0	1403	10422	-
75	au_score_..	Score - understanding what should participants do if they have questions or conc	discrete	numeric-12.0	1403	10422	-
76	au_ases_..	Assessed - understanding what will happen if a participant decides not to join t	discrete	numeric-12.0	1403	10422	-
77	au_ases_..	Assessed - understanding what will happen if a participant decides not to join t	discrete	numeric-12.0	1403	10422	-
78	au_score_..	Score - understanding what will happen if a participant decides not to join the	discrete	numeric-12.0	1403	10422	-
79	au_ases_..	Assessed - understanding how will information about participants in the study be	discrete	numeric-12.0	1403	10422	-

File AHRI.LAPIS.ESource.Clinical.Management.2026.v1							
#	Name	Label	Type	Format	Valid	Invalid	Question
80	au_ases_..	Assessed - understanding how will information about participants in the study be	discrete	numeric-12.0	1403	10422	-
81	au_score_..	Score- understanding how will information about participants in the study be pro	discrete	numeric-12.0	1403	10422	-
82	au_outcome	Outcome	discrete	numeric-12.0	1403	10422	-
83	ic_indv_..	Has the volunteer's age been verified?	discrete	numeric-12.0	1	11824	-
84	ic_indv_..	If yes, indicate below how the participant's age has been verified?	discrete	numeric-12.0	1	11824	-
85	ic_indv_..	Who has provided consent for this volunteer to participate in this study?	discrete	numeric-12.0	1	11824	-
86	ic_indv_..	Please provide child's date of birth (full)	discrete	character-10	1	0	-
87	ic_indv_..	If full date of birth is not available, please complete the date of birth here	discrete	character-1	0	0	-
88	ic_careg_..	You confirm that I have read and understood the Information Sheet for the above	discrete	numeric-12.0	1	11824	-
89	ic_careg_..	Have you been given an opportunity to ask questions about the study and been giv	discrete	numeric-12.0	1	11824	-
90	ic_careg_..	Do you understand that your participation is voluntary and that you (or your chi	discrete	numeric-12.0	1	11824	-
91	ic_careg_..	Do you agree for your child/ward to take part in this study?	discrete	numeric-12.0	1	11824	-
92	ic_careg_..	Take a picture of the parent's ID document	discrete	character-5	1	0	-
93	ic_careg_..	Is the parent / caregiver literate (able to read and write)?	discrete	numeric-12.0	1	11824	-
94	ic_careg_..	Is the illiterate parent / caregiver willing to have a witness present?	discrete	numeric-12.0	0	11825	-
95	ic_indv_..	Have you received enough information about the study?	discrete	numeric-12.0	1403	10422	-
96	ic_indv_..	Have you been given an opportunity to ask questions about the study and been giv	discrete	numeric-12.0	1403	10422	-
97	ic_indv_..	Do you agree to take part in this study?	discrete	numeric-12.0	1403	10422	-
98	ic_indv_..	Is the participant literate (able to read and write)?	discrete	numeric-12.0	1403	10422	-

File AHRI.LAPIS.ESource.Clinical.Management.2026.v1							
#	Name	Label	Type	Format	Valid	Invalid	Question
99	ic_indv_..	Is the illiterate participant willing to have a witness present?	discrete	numeric-12.0	0	11825	-
100	ic_indv_..	Do you agree to be contacted by phone in order to make appointments for follow u	discrete	numeric-12.0	1403	10422	-
101	ic_indv_..	Informed Consent - Stop Time	discrete	character-11	1403	-	-
102	ic_calc_..	Calculate Individual Consent to Participate in the Study	discrete	character-1	1823	0	-
103	ic_enrol_..	Calculated - Enrolled Cluster	discrete	character-10	1403	0	-
104	ic_enrol_..	LAPIS Randomization Assignment	discrete	character-17	1403	0	-
105	ic_link_..	Informed consent for Linkage - Start time	discrete	character-11	1403	-	-
106	ic_link_..	What is the participant's preferred language for completing the informed consent	discrete	numeric-12.0	1395	10430	-
107	ic_link_..	Consent to give personal identifying information?	discrete	numeric-12.0	1403	10422	-
108	ic_link_..	Consent to ask for reason for attendance?	discrete	numeric-12.0	1403	10422	-
109	ic_link_..	Consent to link to population-based study information that you have given in the	discrete	numeric-12.0	1403	10422	-
110	ic_link_..	Was the informed consent conducted in paper? If so, please upload the file here.	discrete	character-1	0	0	-
111	ic_link_..	Is the participant literate (able to read and write)?	discrete	numeric-12.0	1403	10422	-
112	ic_link_..	Is the illiterate participant willing to have a witness present?	discrete	numeric-12.0	1	11824	-
113	ic_link_..	Informed consent for Linkage - Stop time	discrete	character-11	1403	-	-
114	ic_hiv_r_..	Did the participant requested a HIV Rapid test?	discrete	numeric-12.0	1403	10422	-
115	ic_hiv_s_..	Informed consent for HIV Test - Start time	discrete	character-11	1403	-	-
116	ic_hiv_l_..	What is the participant's preferred language for completing the informed consent	discrete	numeric-12.0	1392	10433	-
117	ic_hiv_k_..	Consent to Rapid HIV test to know HIV status?	discrete	numeric-12.0	1403	10422	-
118	ic_hiv_c_..	Consent to record attendance at clinic	discrete	numeric-12.0	1403	10422	-
119	ic_hiv_s_..	Consent to SMS contact (and choose message)	discrete	numeric-12.0	1403	10422	-

File AHRI.LAPIS.ESource.Clinical.Management.2026.v1							
#	Name	Label	Type	Format	Valid	Invalid	Question
120	ic_hiv_p..	Consent to phone call	discrete	numeric-12.0	1403	10422	-
121	ic_hiv_r..	Consent to have your HIV test result photographed	discrete	numeric-12.0	1403	10422	-
122	ic_hiv_p..	Was the informed consent conducted in paper? If so, please upload the file here.	discrete	character-1	0	0	-
123	ic_hiv_l..	Is the participant literate (able to read and write)?	discrete	numeric-12.0	1403	10422	-
124	ic_hiv_w..	Is the illiterate participant willing to have a witness present?	discrete	numeric-12.0	1	11824	-
125	ic_hiv_s..	Informed consent for HIV Test - Stop time	discrete	character-11	1403	-	-
126	ic_calc..	Calculate Duration till end of Consent	discrete	character-7	1403	0	-
127	ic_indv..	Informed Consent for - Start Time	discrete	character-11	822	-	-
128	ic_indv..	What is the participant's preferred language for completing the informed consent	discrete	numeric-12.0	821	11004	-
129	au_date..	Date of assessment	discrete	character-11	820	-	-
130	au_ases..	Assessed - understanding of the purpose of the study.	discrete	numeric-12.0	820	11005	-
131	au_score..	Score- understanding of the purpose of the study.	discrete	numeric-12.0	820	11005	-
132	au_ases..	Assessed - understanding the choices you have as a participant	discrete	numeric-12.0	820	11005	-
133	au_score..	Assessed - understanding the choices you have as a participant	discrete	numeric-12.0	820	11005	-
134	au_ases..	Assessed - understanding who will take part in this study	discrete	numeric-12.0	820	11005	-
135	au_score..	Score - understanding who will take part in this study	discrete	numeric-12.0	820	11005	-
136	au_ases..	Assessed - understanding besides taking the medications / injections / using the	discrete	numeric-12.0	820	11005	-
137	au_score..	Score - understanding besides taking the medications / injections / using the ri	discrete	numeric-12.0	820	11005	-
138	au_ases..	Assessed - understanding possible risks of being a participant in the study	discrete	numeric-12.0	820	11005	-
139	au_score..	Score - understanding possible risks of being a participant in the study	discrete	numeric-12.0	820	11005	-

File AHRI.LAPIS.ESource.Clinical.Management.2026.v1							
#	Name	Label	Type	Format	Valid	Invalid	Question
140	au_ases_..	Assessed - understanding possible benefits for participants in the study?	discrete	numeric-12.0	820	11005	-
141	au_score_..	Score - understanding possible benefits for participants in the study?	discrete	numeric-12.0	820	11005	-
142	au_ases_..	Assessed - understanding what happens if you become pregnant during the study:	discrete	numeric-12.0	820	11005	-
143	au_ases_..	Assessed - understanding what happens if you become pregnant during the study: P	discrete	numeric-12.0	820	11005	-
144	au_score_..	Score- understanding what happens if you become pregnant during the study	discrete	numeric-12.0	820	11005	-
145	au_ases_..	Assessed - understanding what should participants do if they have questions or c	discrete	numeric-12.0	820	11005	-
146	au_score_..	Score - understanding what should participants do if they have questions or conc	discrete	numeric-12.0	820	11005	-
147	au_ases_..	Assessed - understanding what will happen if a participant decides not to join t	discrete	numeric-12.0	820	11005	-
148	au_ases_..	Assessed - understanding what will happen if a participant decides not to join t	discrete	numeric-12.0	820	11005	-
149	au_score_..	Score - understanding what will happen if a participant decides not to join the	discrete	numeric-12.0	820	11005	-
150	au_ases_..	Assessed - understanding how will information about participants in the study be	discrete	numeric-12.0	820	11005	-
151	au_ases_..	Assessed - understanding how will information about participants in the study be	discrete	numeric-12.0	820	11005	-
152	au_score_..	Score- understanding how will information about participants in the study be pro	discrete	numeric-12.0	820	11005	-
153	au_outco_..	Outcome	discrete	numeric-12.0	818	11007	-
154	ic_indv_..	Has the volunteer's age been verified?	discrete	numeric-12.0	0	11825	-
155	ic_indv_..	If yes, indicate below how the participant's age has been verified?	discrete	numeric-12.0	0	11825	-
156	ic_indv_..	Who has provided consent for this volunteer to participate in this study?	discrete	numeric-12.0	0	11825	-
157	ic_indv_..	Please provide child's date of birth (full)	discrete	character-11	0	-	-

File AHRI.LAPIS.ESource.Clinical.Management.2026.v1							
#	Name	Label	Type	Format	Valid	Invalid	Question
158	ic_indv_..	If full date of birth is not available, please complete the date of birth here	discrete	character-1	0	0	-
159	ic_careg_..	You confirm that I have read and understood the Information Sheet for the above	discrete	numeric-12.0	0	11825	-
160	ic_careg_..	Have you been given an opportunity to ask questions about the study and been giv	discrete	numeric-12.0	0	11825	-
161	ic_careg_..	Do you understand that your participation is voluntary and that you (or your chi	discrete	numeric-12.0	0	11825	-
162	ic_careg_..	Do you agree for your child/ward to take part in this study?	discrete	numeric-12.0	0	11825	-
163	ic_careg_..	Is the parent / caregiver literate (able to read and write)?	discrete	numeric-12.0	0	11825	-
164	ic_careg_..	Is the illiterate parent / caregiver willing to have a witness present?	discrete	numeric-12.0	0	11825	-
165	ic_indv_..	You confirm that you have read and understood the Information Sheet for the abov	discrete	numeric-12.0	820	11005	-
166	ic_indv_..	Have you been given an opportunity to ask questions about the study and been giv	discrete	numeric-12.0	820	11005	-
167	ic_indv_..	Do you understand that your participation is voluntary and that you are free to	discrete	numeric-12.0	820	11005	-
168	ic_indv_..	Do you agree to take part in this study?	discrete	numeric-12.0	820	11005	-
169	ic_indv_..	Do you agree to an HIV test as part of the study?	discrete	numeric-12.0	820	11005	-
170	ic_indv_..	Do you agree to link your clinic attendance and information (using your DSID num	discrete	numeric-12.0	820	11005	-
171	ic_indv_..	Do you agree to link previous information collected from the AHRI population-bas	discrete	numeric-12.0	820	11005	-
172	ic_indv_..	Is the participant literate (able to read and write)?	discrete	numeric-12.0	820	11005	-
173	ic_indv_..	Is the illiterate participant willing to have a witness present?	discrete	numeric-12.0	0	11825	-
174	ic_indv_..	Do you agree to be contacted by phone in order to make appointments for follow u	discrete	numeric-12.0	820	11005	-
175	ic_indv_..	Informed Consent - Stop Time	discrete	character-11	820	-	-

File AHRI.LAPIS.ESource.Clinical.Management.2026.v1							
#	Name	Label	Type	Format	Valid	Invalid	Question
176	ic_calc_..	Calculate Individual Consent to Participate in the Study	discrete	numeric-12.0	1823	10002	-
177	ic_enrol_..	Calculated - Enrolled Cluster	discrete	character-10	821	0	-
178	ic_enrol_..	LAPIS Randomization Assignment	discrete	character-12	821	0	-
179	pi_provi_..	Has the participant been provided with signed copies of the ICFs?	discrete	numeric-12.0	1008	10817	-
180	pi_icfs_..	Which ICFs were given: - LAPIS Informed Consent HIV Pre-Exposure Prophylaxis (P	discrete	numeric-12.0	654	11171	-
181	pi_icfs_..	Which ICFs were given: - Informed Consent to link to the population-based study	discrete	numeric-12.0	653	11172	-
182	pi_icfs_..	Which ICFs were given: - Informed Consent For HIV Test	discrete	numeric-12.0	649	11176	-
183	pi_date_..	Date/time the copy was given.	discrete	character-11	714	-	-
184	hw_measu_..	Was measurements taken at this visit?	discrete	numeric-12.0	6650	5175	-
185	hw_measu_..	Date measurements taken	discrete	character-11	6645	-	-
186	hw_height	Record height (cm)	discrete	character-5	1822	0	-
187	hw_weight	Record weight (kg)	discrete	character-5	6645	0	-
188	hw_calc_..	Calculated BMI	discrete	character-5	6645	0	-
189	hr_rapid_..	Was Rapid HIV test done?	discrete	numeric-12.0	4827	6998	-
190	hr_form_..	Date form was completed	discrete	character-11	4684	-	-
191	hr_prete_..	Was the pre test counselling done with the participant?	discrete	numeric-12.0	4680	7145	-
192	mh_inter_..	Please record Date/Time for starting - Managing HIV Results	discrete	character-11	4683	-	-
193	mh_rapid_..	Rapid Screening Test Type	discrete	character-8	4848	0	-
194	mh_rapid_..	What was the LOT number for the test kit?	discrete	character-12	4684	0	-
195	mh_rapid_..	What is the Rapid HIV test result?	discrete	numeric-12.0	4682	7143	-
196	mh_rapid_..	What was the LOT number for the test kit?	discrete	character-1	0	0	-
197	mh_rapid_..	What is the Rapid HIV test result?	discrete	numeric-12.0	0	11825	-
198	mh_rapid_..	Rapid Confirmatory Test Type	discrete	character-4	4848	0	-
199	mh_rapid_..	What was the LOT number for the test kit?	discrete	character-14	4682	0	-
200	mh_rapid_..	What is the Rapid HIV test result?	discrete	numeric-12.0	4682	7143	-

File AHRI.LAPIS.ESource.Clinical.Management.2026.v1							
#	Name	Label	Type	Format	Valid	Invalid	Question
201	mh_rapid_..	What was the LOT number for the test kit?	discrete	character-1	0	0	-
202	mh_rapid_..	What is the Rapid HIV test result?	discrete	numeric-12.0	0	11825	-
203	mh_rapid_..	Confirm the Summary HIV test result?	discrete	character-1	7414	0	-
204	mh_rapid_..	Confirm the Summary HIV test result?	discrete	character-10	7414	0	-
205	mh_postt_..	Was the post-test counselling done with the participant?	discrete	numeric-12.0	4680	7145	-
206	mh_init_..	Is the participant going to be initiated on ART?	discrete	numeric-12.0	16	11809	-
207	mh_not_i_..	Please specify the reason why the participant will not be initiated on ART?	discrete	character-56	7	0	-
208	mh_inter_..	Please record Date/Time for stopping - Managing HIV Results	discrete	character-11	4683	-	-
209	hc_done_..	Was point of care tests performed on the participant?	discrete	numeric-12.0	6649	5176	-
210	hc_start_..	Point of Care Test - Start time	discrete	character-11	6640	-	-
211	hc_hepb_..	Was a Hepatitis B test done?	discrete	numeric-12.0	6639	5186	-
212	hc_hepb_..	Hepatitis B Lot Number	discrete	character-12	4835	0	-
213	hc_hepb_..	Hepatitis B Expiry Date	discrete	character-16	4835	0	-
214	hc_hepb_..	Hepatitis B Result	discrete	numeric-12.0	4835	6990	-
215	hc_creat_..	Was a Creatinine test done?	discrete	numeric-12.0	0	11825	-
216	hc_creat_..	Creatinine Lot Number	discrete	character-1	0	0	-
217	hc_creat_..	Creatinine Result	discrete	numeric-12.0	0	11825	-
218	hc_gluc_..	Was a Rapid Glucose test done?	discrete	numeric-12.0	6639	5186	-
219	hc_gluc_..	Rapid Glucose Test Lot Number	discrete	character-12	6625	0	-
220	hc_gluc_..	Glucose Test Result	discrete	character-4	6625	0	-
221	hc_gluc_..	Repeated - Rapid Glucose Test Lot Number	discrete	character-8	28	0	-
222	hc_gluc_..	Repeated - Glucose Test Result	discrete	character-4	28	0	-
223	hc_syphi_..	Was a Rapid Syphilis test done?	discrete	numeric-12.0	6506	5319	-
224	hc_syphi_..	Rapid Syphilis Test Lot Number	discrete	character-13	6487	0	-
225	hc_syphi_..	Syphilis Test Result	discrete	numeric-12.0	6487	5338	-
226	hc_preg_..	Was a Pregnancy test done?	discrete	numeric-12.0	4050	7775	-
227	hc_preg_..	Pregnancy Test Lot Number	discrete	character-11	3998	0	-
228	hc_preg_..	Pregnancy test Result	discrete	numeric-12.0	3999	7826	-

File AHRI.LAPIS.ESource.Clinical.Management.2026.v1							
#	Name	Label	Type	Format	Valid	Invalid	Question
229	hc_preg ..	Please provide a reason for why the Pregnancy test was not done	discrete	character-92	51	0	-
230	hc_rep_p ..	Was a Repeat Pregnancy test done?	discrete	numeric-12.0	0	11825	-
231	hc_rep_p ..	Repeat Pregnancy Test Lot Number	discrete	character-1	0	0	-
232	hc_rep_p ..	Repeat Pregnancy test Result	discrete	numeric-12.0	0	11825	-
233	hc_urin ..	Was a Urinalysis test done?	discrete	numeric-12.0	6639	5186	-
234	hc_urin ..	Urinalysis Test Lot Number	discrete	character-15	6624	0	-
235	hc_urin ..	Urinalysis Leukocytes Result	discrete	numeric-12.0	6624	5201	-
236	hc_urin ..	Urinalysis Nitrites Result	discrete	numeric-12.0	6624	5201	-
237	hc_urin ..	Urinalysis Urobilinogen Result	discrete	numeric-12.0	6624	5201	-
238	hc_urin ..	Urinalysis Protein Result	discrete	numeric-12.0	6624	5201	-
239	hc_urin ..	Urinalysis PH Levels	discrete	numeric-12.0	6624	5201	-
240	hc_urin ..	Urinalysis Blood Result	discrete	numeric-12.0	6624	5201	-
241	hc_urin ..	Urinalysis Specific Gravity Result	discrete	numeric-12.0	6624	5201	-
242	hc_urin ..	Urinalysis Ketone Result	discrete	numeric-12.0	6624	5201	-
243	hc_urin ..	Urinalysis Bilirubin Result	discrete	numeric-12.0	6624	5201	-
244	hc_urin ..	Urinalysis Glucose Result	discrete	numeric-12.0	6624	5201	-
245	pv_nurse ..	By reviewing the Personal information, please verify that this is the correct pa	discrete	numeric-12.0	6651	5174	-
246	pv_form ..	Date form completed	discrete	character-11	6651	-	-
247	ra_peppk ..	Did the participant started taking PEP?	discrete	numeric-12.0	116	11709	-
248	ra_peppk ..	When did participant started taking PEP?	discrete	character-11	16	-	-
249	ra_revie ..	Date summary reviewed	discrete	character-11	6264	-	-
250	ra_discu ..	Have the results been discussed with the participant?	discrete	numeric-12.0	6264	5561	-
251	pc_revie ..	Review date and time	discrete	character-11	6642	-	-
252	pc_revie ..	Have you reviewed the HIV Rapid Test Result?	discrete	numeric-12.0	4681	7144	-
253	pc_revie ..	Have you reviewed the Hepatitis B Test Result?	discrete	numeric-12.0	4682	7143	-
254	pc_revie ..	Have you reviewed the Creatinine Clearance Test Result?	discrete	numeric-12.0	0	11825	-
255	pc_revie ..	Have you reviewed the Blood Glucose Test Result?	discrete	numeric-12.0	6619	5206	-
256	pc_revie ..	Have you reviewed the Rapid Syphilis Test Result?	discrete	numeric-12.0	6481	5344	-

File AHRI.LAPIS.ESource.Clinical.Management.2026.v1							
#	Name	Label	Type	Format	Valid	Invalid	Question
257	pc_revie..	Have you reviewed the Pregnancy Test Result?	discrete	numeric-12.0	3996	7829	-
258	pc_to_ch..	Will the estimated due date be calculated?	discrete	numeric-12.0	102	11723	-
259	pc_last..	What was the date of the last menstrual period?	discrete	character-11	98	-	-
260	pc_calc..	Calculate delivery due date	discrete	character-11	98	-	-
261	pc_revie..	Have you reviewed the Urinalysis Test Result?	discrete	numeric-12.0	6633	5192	-
262	cs_scree..	Was the participant clinically screened?	discrete	numeric-12.0	6643	5182	-
263	cs_start..	Clinical Screening - Start time	discrete	character-11	6634	-	-
264	cs_symp..	Was Reproductive Tract Symptoms done?	discrete	numeric-12.0	6634	5191	-
265	cs_symp..	Do you have any of the following symptoms? - No symptoms	discrete	numeric-12.0	6347	5478	-
266	cs_symp..	Do you have any of the following symptoms? - Pain passing urine	discrete	numeric-12.0	123	11702	-
267	cs_symp..	Do you have any of the following symptoms? - Vaginal discharge	discrete	numeric-12.0	80	11745	-
268	cs_symp..	Do you have any of the following symptoms? - Lower abdominal pain	discrete	numeric-12.0	51	11774	-
269	cs_symp..	Do you have any of the following symptoms? - Genitals blisters or sores	discrete	numeric-12.0	20	11805	-
270	cs_symp..	Do you have any of the following symptoms? - Genitals lumps and bumps	discrete	numeric-12.0	4	11821	-
271	cs_symp..	Do you have any of the following symptoms? - Urethral discharge (men)	discrete	numeric-12.0	18	11807	-
272	cs_symp..	Do you have any of the following symptoms? - Swelling in the groin	discrete	numeric-12.0	1	11824	-
273	cs_symp..	Do you have any of the following symptoms? - Genital itching	discrete	numeric-12.0	57	11768	-
274	cs_symp..	Do you have any of the following symptoms? - Scrotal swelling	discrete	numeric-12.0	0	11825	-
275	cs_symp..	Do you have any of the following symptoms? - Other	discrete	numeric-12.0	11	11814	-
276	cs_symp..	Please provide details on other symptoms	discrete	character-79	11	0	-
277	cs_papsm..	Was Pap Smear discussed with the participant?	discrete	numeric-12.0	4038	7787	-

File AHRI.LAPIS.ESource.Clinical.Management.2026.v1							
#	Name	Label	Type	Format	Valid	Invalid	Question
278	cs_papsm..	Was a Pap Smear offered to the participant?	discrete	numeric-12.0	4025	7800	-
279	cs_papsm..	Was the Pap Smear accepted by the participant?	discrete	numeric-12.0	3653	8172	-
280	cs_papsm..	Reason why the participant did not accept Pap Smear - Having menstrual cycle	discrete	numeric-12.0	352	11473	-
281	cs_papsm..	Reason why the participant did not accept Pap Smear - Severe STI	discrete	numeric-12.0	9	11816	-
282	cs_papsm..	Reason why the participant did not accept Pap Smear - Recent Pap Smear done	discrete	numeric-12.0	398	11427	-
283	cs_papsm..	Reason why the participant did not accept Pap Smear - Other	discrete	numeric-12.0	2902	8923	-
284	cs_tb_sy..	Was TB screening done?	discrete	numeric-12.0	6634	5191	-
285	cs_tb_sy..	Do you have any of the following symptoms - Asymptomatic	discrete	numeric-12.0	6617	5208	-
286	cs_tb_sy..	Do you have any of the following symptoms - Persistent Cough	discrete	numeric-12.0	5	11820	-
287	cs_tb_sy..	Do you have any of the following symptoms - Drastic weight loss	discrete	numeric-12.0	1	11824	-
288	cs_tb_sy..	Do you have any of the following symptoms - Drenching Night sweats	discrete	numeric-12.0	0	11825	-
289	cs_tb_sy..	Do you have any of the following symptoms - Loss of appetite	discrete	numeric-12.0	0	11825	-
290	cs_tb_sy..	Do you have any of the following symptoms - Haemoptysis	discrete	numeric-12.0	0	11825	-
291	cs_tb_sy..	Do you have any of the following symptoms - Fever	discrete	numeric-12.0	5	11820	-
292	cs_tb_sy..	Do you have any of the following symptoms - Chest pain	discrete	numeric-12.0	1	11824	-
293	cs_calc..	Calculated Variable: Number of TB Symptoms	discrete	character-1	9240	0	-
294	cs_tb_re..	Has this participant been referred to the DoH for TB?	discrete	numeric-12.0	1	11824	-
295	cs_hiv_t..	Was participant asked about HIV Testing History?	discrete	numeric-12.0	6634	5191	-
296	cs_hiv_r..	Does the participant have a recent HIV test result?	discrete	numeric-12.0	1718	10107	-
297	cs_hiv_r..	Date of the test	discrete	character-11	1684	-	-
298	cs_hiv_r..	Who performed the recent HIV Test?	discrete	numeric-12.0	1684	10141	-

File AHRI.LAPIS.ESource.Clinical.Management.2026.v1							
#	Name	Label	Type	Format	Valid	Invalid	Question
299	cs_hiv_r..	What was the recent HIV test's result?	discrete	numeric-12.0	1684	10141	-
300	cs_recv ..	Have you ever received a test result for HIV?	discrete	numeric-12.0	4950	6875	-
301	cs_pos_h..	Have you ever had a positive HIV test result?	discrete	numeric-12.0	4921	6904	-
302	cs_curr ..	Are you currently receiving ART?	discrete	numeric-12.0	42	11783	-
303	cs_ever ..	Have you ever been on PrEP?	discrete	numeric-12.0	6584	5241	-
304	cs_past ..	Was PMH / DH / Allergies screening done?	discrete	numeric-12.0	6634	5191	-
305	cs_past ..	Please ask about Past Medical Histories and select all that apply - None	discrete	numeric-12.0	6436	5389	-
306	cs_past ..	Please ask about Past Medical Histories and select all that apply - Diabetes	discrete	numeric-12.0	13	11812	-
307	cs_past ..	Please ask about Past Medical Histories and select all that apply - Hepatitis C	discrete	numeric-12.0	1	11824	-
308	cs_past ..	Please ask about Past Medical Histories and select all that apply - Hypertension	discrete	numeric-12.0	15	11810	-
309	cs_past ..	Please ask about Past Medical Histories and select all that apply - Asthma	discrete	numeric-12.0	21	11804	-
310	cs_past ..	Please ask about Past Medical Histories and select all that apply - Congenital A	discrete	numeric-12.0	2	11823	-
311	cs_past ..	Please ask about Past Medical Histories and select all that apply - HIV	discrete	numeric-12.0	17	11808	-
312	cs_past ..	Please ask about Past Medical Histories and select all that apply - TB	discrete	numeric-12.0	3	11822	-
313	cs_past ..	Please ask about Past Medical Histories and select all that apply - Meningitis	discrete	numeric-12.0	0	11825	-
314	cs_past ..	Please ask about Past Medical Histories and select all that apply - Pneumonia	discrete	numeric-12.0	0	11825	-
315	cs_past ..	Please ask about Past Medical Histories and select all that apply - Mental Health	discrete	numeric-12.0	0	11825	-
316	cs_past ..	Please ask about Past Medical Histories and select all that apply - Other	discrete	numeric-12.0	54	11771	-
317	cs_past ..	Please provide details on other Past Medical Histories	discrete	character-100	54	0	-
318	cs_on_cu..	Are you currently on Chronic or other Medication	discrete	numeric-12.0	6636	5189	-

File AHRI.LAPIS.ESource.Clinical.Management.2026.v1							
#	Name	Label	Type	Format	Valid	Invalid	Question
319	cs_on_tb..	Have you been on TB Treatment in the past 3 months?	discrete	numeric-12.0	3	11822	-
320	cs_dh	Please specify details of drugs	discrete	character-160	2386	-	-
321	cs_any_a..	Is the participant allergic to anything?	discrete	numeric-12.0	6574	5251	-
322	cs_aller..	Please provide details on Specific Allergies	discrete	character-145	100	-	-
323	cs_hiv_r..	Was participant asked about Reproductive / Pregnancy History?	discrete	numeric-12.0	6634	5191	-
324	cs_often..	How often do you have your period?	discrete	numeric-12.0	4021	7804	-
325	cs_perio..	Other details on period frequency	discrete	character-37	3	0	-
326	cs_last..	When was your last period?	discrete	character-11	2615	-	-
327	mt_days..	How many days do you normally bleed	discrete	character-3	2611	0	-
328	cs_sex_a..	Are you sexually active?	discrete	numeric-12.0	6605	5220	-
329	cs_fathe..	Have you ever fathered any children?	discrete	numeric-12.0	2586	9239	-
330	cs_currp..	Are you currently pregnant?	discrete	numeric-12.0	4021	7804	-
331	cs_everp..	Have you ever been pregnant?	discrete	numeric-12.0	3854	7971	-
332	cs_agepr..	How old were you the first time you got pregnant? [age in years]	discrete	character-2	3297	0	-
333	cs_times..	How many times have you been pregnant? (including pregnancies that did not go to	discrete	character-2	3297	0	-
334	cs_times..	How many times have you given birth? (include both live births and stillbirths.	discrete	character-2	3297	0	-
335	cs_areus..	Are you currently using any contraceptive methods to prevent pregnancy?	discrete	numeric-12.0	4020	7805	-
336	cs_currm..	Which methods are you currently using? - Male condom	discrete	numeric-12.0	126	11699	-
337	cs_currm..	Which methods are you currently using? - Douching after sex	discrete	numeric-12.0	0	11825	-
338	cs_currm..	Which methods are you currently using? - Female sterilization ('tubal ligation')	discrete	numeric-12.0	3	11822	-
339	cs_currm..	Which methods are you currently using? - Male sterilization ('vasectomy')	discrete	numeric-12.0	1	11824	-

File AHRI.LAPIS.ESource.Clinical.Management.2026.v1							
#	Name	Label	Type	Format	Valid	Invalid	Question
340	cs_currm..	Which methods are you currently using? - Female condom	discrete	numeric-12.0	2	11823	-
341	cs_currm..	Which methods are you currently using? - Oral contraceptive pills	discrete	numeric-12.0	423	11402	-
342	cs_currm..	Which methods are you currently using? - Injectable contraceptives	discrete	numeric-12.0	1449	10376	-
343	cs_currm..	Which methods are you currently using? - Implants	discrete	numeric-12.0	1087	10738	-
344	cs_currm..	Which methods are you currently using? - IUD/loop	discrete	numeric-12.0	44	11781	-
345	cs_currm..	Which methods are you currently using? - Rhythm method	discrete	numeric-12.0	0	11825	-
346	cs_currm..	Which methods are you currently using? - Traditional methods	discrete	numeric-12.0	0	11825	-
347	cs_currm..	Which methods are you currently using? - Withdrawal method or thigh sex	discrete	numeric-12.0	0	11825	-
348	cs_currm..	Which methods are you currently using? - Other (specify)	discrete	numeric-12.0	0	11825	-
349	cs_currm..	Which methods are you currently using? - Prefer not to answer	discrete	numeric-12.0	0	11825	-
350	cs_circu..	Have you ever been circumcised?	discrete	numeric-12.0	2586	9239	-
351	cs_circu..	Do you wish to be referred to be circumcised?	discrete	numeric-12.0	400	11425	-
352	cs_vac_h..	Was the participant asked about HPV vaccines?	discrete	numeric-12.0	0	11825	-
353	cs_vac_hpv	Have you been vaccinated against HPV?	discrete	numeric-12.0	0	11825	-
354	cs_had_p..	Have you had your Pap smear	discrete	numeric-12.0	4038	7787	-
355	cs_pap_r..	What was the result?	discrete	numeric-12.0	488	11337	-
356	cs_pap_d..	When was the last Pap smear	discrete	character-11	487	-	-
357	cs_quest..	Questionnaire - Stop time	discrete	character-11	6634	-	-
358	partic_c..	For Interviewer: Is the participant comfortable to complete the self-interview b	discrete	numeric-12.0	6632	5193	-
359	cs_sex_h..	Was the participant asked about Sexual History?	discrete	numeric-12.0	6629	5196	-
360	cs_everh..	Have you ever had sex?	discrete	numeric-12.0	6634	5191	-
361	cs_share..	Are you willing to share the number of different people have you had sex with in	discrete	numeric-12.0	6583	5242	-

File AHRI.LAPIS.ESource.Clinical.Management.2026.v1							
#	Name	Label	Type	Format	Valid	Invalid	Question
362	cs_12mth..	How many people have you had sex with in the past 12 months (including your husband)	discrete	character-3	6214	0	-
363	cs_condo..	Have you had any sex without a condom in the last 3 months? (condom less sex)?	discrete	numeric-12.0	6583	5242	-
364	cs_condo..	Have you had any sex without a condom in the last 72 hours / last 3 days (condom)	discrete	numeric-12.0	6583	5242	-
365	cs_knwpa..	Do you know the HIV status of your current sexual partner?	discrete	numeric-12.0	6583	5242	-
366	cs_partn..	What is the HIV status of your current sexual partner?	discrete	numeric-12.0	1741	10084	-
367	cs_gift..	Did you ever give or were you ever given a gift in order to have sex? It could be	discrete	numeric-12.0	6583	5242	-
368	cs_sasa..	Has your partner/most recent partner done at least one of the following things?	discrete	numeric-12.0	6625	5200	-
369	srs_usev..	Have you used physical or sexual violence on your partner in the last 12 months?	discrete	numeric-12.0	6625	5200	-
370	cs_drug..	Was the Participant asked about Tobacco, Alcohol and Drug Use?	discrete	numeric-12.0	6629	5196	-
371	cs_smoke..	In your whole life up to now, have you ever smoked a cigarette?	discrete	numeric-12.0	6596	5229	-
372	cs_smoke..	How many cigarettes do you smoke in a day?	discrete	character-3	791	0	-
373	cs_everd..	In your whole life up to now, have you ever drunk one drink of alcohol (e.g. a beer)	discrete	numeric-12.0	6596	5229	-
374	cs_daysd..	How many days have you drunk at least one drink in the past month? [number of days]	discrete	character-2	3854	0	-
375	cs_more5..	How many days have you drunk 5 or more drinks (in succession) on one or more days?	discrete	character-2	3854	0	-
376	cs_usedo..	Have you used any of these drugs in the past 3 months (Tick all that apply) - No	discrete	numeric-12.0	6213	5612	-
377	cs_usedo..	Have you used any of these drugs in the past 3 months (Tick all that apply) - Ca	discrete	numeric-12.0	307	11518	-
378	cs_usedo..	Have you used any of these drugs in the past 3 months (Tick all that apply) - Sn	discrete	numeric-12.0	37	11788	-

File AHRI.LAPIS.ESource.Clinical.Management.2026.v1							
#	Name	Label	Type	Format	Valid	Invalid	Question
379	cs_usedo..	Have you used any of these drugs in the past 3 months (Tick all that apply) - In	discrete	numeric-12.0	0	11825	-
380	cs_usedo..	Have you used any of these drugs in the past 3 months (Tick all that apply) - Me	discrete	numeric-12.0	0	11825	-
381	cs_usedo..	Have you used any of these drugs in the past 3 months (Tick all that apply) - Co	discrete	numeric-12.0	0	11825	-
382	cs_usedo..	Have you used any of these drugs in the past 3 months (Tick all that apply) - He	discrete	numeric-12.0	1	11824	-
383	cs_usedo..	Have you used any of these drugs in the past 3 months (Tick all that apply) - Cl	discrete	numeric-12.0	21	11804	-
384	cs_usedo..	Have you used any of these drugs in the past 3 months (Tick all that apply) - Pr	discrete	numeric-12.0	4	11821	-
385	cs_usedo..	Have you used any of these drugs in the past 3 months (Tick all that apply) - Ot	discrete	numeric-12.0	24	11801	-
386	cs_othdr..	Please specify more details on the kind of other drugs you have used?	discrete	character-11	24	0	-
387	cs_popul..	Was the Participant asked with which population group they associated with?	discrete	numeric-12.0	6629	5196	-
388	cs_popul..	With which of the following population does the participant identify? (Tick all	discrete	numeric-12.0	6	11819	-
389	cs_popul..	With which of the following population does the participant identify? (Tick all	discrete	numeric-12.0	0	11825	-
390	cs_popul..	With which of the following population does the participant identify? (Tick all	discrete	numeric-12.0	9	11816	-
391	cs_popul..	With which of the following population does the participant identify? (Tick all	discrete	numeric-12.0	1	11824	-
392	cs_popul..	With which of the following population does the participant identify? (Tick all	discrete	numeric-12.0	4067	7758	-
393	cs_popul..	With which of the following population does the participant identify? (Tick all	discrete	numeric-12.0	2518	9307	-
394	cs_popul..	With which of the following population does the participant identify? (Tick all	discrete	numeric-12.0	6	11819	-
395	cs_admin..	Date form was administered	discrete	character-11	6629	-	-
396	fd_scree..	Follow Up Screening date	discrete	character-11	0	-	-
397	fd_condo..	Did the participant use condoms/abstain for the first 24 hours after insertion?	discrete	numeric-12.0	0	11825	-

File AHRI.LAPIS.ESource.Clinical.Management.2026.v1							
#	Name	Label	Type	Format	Valid	Invalid	Question
398	fd_kept_..	Did the participant kept the ring insitu for the last 28 days since insertion?	discrete	numeric-12.0	0	11825	-
399	fd_any_n_..	Does the participant has any negative experience to report?	discrete	numeric-12.0	0	11825	-
400	fd_list_..	Please list the the negative experience/s - Felt Discomfort	discrete	numeric-12.0	0	11825	-
401	fd_list_..	Please list the the negative experience/s - Came out during sex	discrete	numeric-12.0	0	11825	-
402	fd_list_..	Please list the the negative experience/s - Came out on its own	discrete	numeric-12.0	0	11825	-
403	fd_list_..	Please list the the negative experience/s - Doesn't want the ring anymore	discrete	numeric-12.0	0	11825	-
404	fd_list_..	Please list the the negative experience/s - Having an STI	discrete	numeric-12.0	0	11825	-
405	fd_list_..	Please list the the negative experience/s - Abnormal pain	discrete	numeric-12.0	0	11825	-
406	fd_list_..	Please list the the negative experience/s - Don't feel protected by the Ring	discrete	numeric-12.0	0	11825	-
407	fd_list_..	Does the participant has any of the following side effects? - No side effects	discrete	numeric-12.0	0	11825	-
408	fd_list_..	Does the participant has any of the following side effects? - Urinary tract infe	discrete	numeric-12.0	0	11825	-
409	fd_list_..	Does the participant has any of the following side effects? - Vaginal discharge	discrete	numeric-12.0	0	11825	-
410	fd_list_..	Does the participant has any of the following side effects? - Pelvic or lower ab	discrete	numeric-12.0	0	11825	-
411	po_asses_..	Assessment date	discrete	character-11	69	-	-
412	po_given_..	Since the last visit, has the participant given birth?	discrete	numeric-12.0	69	11756	-
413	po_num_i_..	Number of infants	discrete	numeric-12.0	38	11787	-
414	po_preg_..	Pregnancy outcome	discrete	numeric-12.0	40	11785	-
415	po_preg_..	Date of pregnancy outcome	discrete	character-11	40	-	-
416	po_oth_a_..	Any other adverse outcomes (incl encephaly, hernia, HIV)?	discrete	numeric-12.0	40	11785	-
417	po_oth_a_..	Please describe other adverse outcomes	discrete	character-1	0	0	-
418	po_deliv_..	Mode of delivery	discrete	numeric-12.0	31	11794	-
419	po_weeks_..	How many weeks pregnant were you when you had the	discrete	character-2	4	0	-

File AHRI.LAPIS.ESource.Clinical.Management.2026.v1							
#	Name	Label	Type	Format	Valid	Invalid	Question
		miscarriage/termination or chi					
420	po_any_p..	Any other problems or anomalies with birth?	discrete	numeric-12.0	39	11786	-
421	po_speci..	Please specify details on other problems or anomalies with birth	discrete	character-36	4	0	-
422	po_data ..	How were the data reported and captured?	discrete	numeric-12.0	39	11786	-
423	ih_infan ..	Infant Gender	discrete	numeric-12.0	30	11795	-
424	ih_birth ..	Birthweight	discrete	character-4	30	0	-
425	ih_infan ..	Is the infant still alive?	discrete	numeric-12.0	30	11795	-
426	ih_time ..	When did your baby die?	discrete	numeric-12.0	0	11825	-
427	ih_how i..	How is your baby currently being fed?	discrete	numeric-12.0	30	11795	-
428	ih_descr ..	How would you describe your baby's health from birth until now?	discrete	numeric-12.0	30	11795	-
429	ih_calc ..	Calculate - Low birth weight	discrete	character-1	5338	0	-
430	ec_discu ..	Was emergency contraceptives discussed with the participant?	discrete	numeric-12.0	4032	7793	-
431	ec_form ..	Date form completed	discrete	character-11	3984	-	-
432	ec_used ..	Did the participant take emergency contraceptives within the last 3 months?	discrete	numeric-12.0	3984	7841	-
433	ec_uptak ..	Did the participant uptake Emergency Contraception?	discrete	numeric-12.0	3947	7878	-
434	vs_exam ..	Was the participant's Vital Signs measured and Physical examination done?	discrete	numeric-12.0	6646	5179	-
435	vs_start..	Vitals - Start time	discrete	character-11	6642	-	-
436	vs_meas ..	Was Temperature measured?	discrete	numeric-12.0	6642	5183	-
437	vs_heart ..	Temperature (Degrees Celsius)	discrete	character-4	6642	0	-
438	vs_meas ..	Was Heart Rate measured?	discrete	numeric-12.0	6642	5183	-
439	vs_heart ..	Record Heart Rate (bpm)	discrete	character-3	6642	0	-
440	vs_meas_bp	Was Blood Pressure measured?	discrete	numeric-12.0	6643	5182	-
441	vs_r1_bp..	First BP Reading - Systolic	discrete	character-3	6642	0	-
442	vs_r1_bp..	First BP Reading - Diastolic	discrete	character-3	6642	0	-
443	vs_r2_bp..	Second BP Reading - Systolic	discrete	character-3	52	0	-
444	vs_r2_bp..	Second BP Reading - Diastolic	discrete	character-3	52	0	-
445	vs_r3_bp..	Third BP Reading - Systolic	discrete	character-3	17	0	-
446	vs_r3_bp..	Third BP Reading - Diastolic	discrete	character-3	17	0	-

File AHRI.LAPIS.ESource.Clinical.Management.2026.v1							
#	Name	Label	Type	Format	Valid	Invalid	Question
447	vs_pe_ne..	Central Nervous System	discrete	numeric-12.0	6643	5182	-
448	vs_pe_ne..	Specify abnormality for: Central Nervous System	discrete	character-8	1	0	-
449	vs_pe_ca..	Cardiovascular System	discrete	numeric-12.0	6643	5182	-
450	vs_pe_ca..	Specify abnormality for: Cardiovascular System	discrete	character-150	6	-	-
451	vs_pe_resp	Respiratory System	discrete	numeric-12.0	6643	5182	-
452	vs_pe_re..	Specify abnormality for: Respiratory System	discrete	character-145	13	-	-
453	vs_pe_ga..	Gastrointestinal System	discrete	numeric-12.0	6643	5182	-
454	vs_pe_ga..	Specify abnormality for: Gastrointestinal System	discrete	character-48	2	0	-
455	vs_pe_skin	Skin	discrete	numeric-12.0	6643	5182	-
456	vs_pe_sk..	Specify abnormality for: Skin	discrete	character-220	32	-	-
457	vs_pe_jo..	Joints	discrete	numeric-12.0	6642	5183	-
458	vs_pe_jo..	Specify abnormality for: Joints	discrete	character-139	5	-	-
459	vs_stopt..	Vitals - Stop time	discrete	character-11	6643	-	-
460	sp_sti_r..	What is the reason why the person is not willing to provide a sample?	discrete	numeric-12.0	3309	8516	-
461	rl_revie..	Review date	discrete	character-11	81	-	-
462	rl_revie..	Was the Elisa HIV Result reviewed?	discrete	numeric-12.0	46	11779	-
463	rl_recal..	Should the participant be recalled to the clinic for a visit with the Study Doct	discrete	numeric-12.0	46	11779	-
464	rl_revie..	Was the DBS HIV Result reviewed?	discrete	numeric-12.0	17	11808	-
465	rl_recal..	Should the participant be recalled to the clinic for a visit with the Study Doct	discrete	numeric-12.0	17	11808	-
466	rl_revie..	Was the Elisa Viral Load Result reviewed?	discrete	numeric-12.0	0	11825	-
467	rl_recal..	Should the participant be recalled to the clinic for a visit with the Study Doct	discrete	numeric-12.0	0	11825	-
468	rl_revie..	Was the DBS Viral Load Result reviewed?	discrete	numeric-12.0	0	11825	-
469	rl_recal..	Should the participant be recalled to the clinic for a visit with the Study Doct	discrete	numeric-12.0	0	11825	-
470	rl_revie..	Was the CD4 Result reviewed?	discrete	numeric-12.0	0	11825	-
471	rl_recal..	Should the participant be recalled to the clinic for a visit with the Study Doct	discrete	numeric-12.0	0	11825	-
472	rl_revie..	Was the Truvado drug level Result reviewed?	discrete	numeric-12.0	0	11825	-

File AHRI.LAPIS.ESource.Clinical.Management.2026.v1							
#	Name	Label	Type	Format	Valid	Invalid	Question
473	rl_recal..	Should the participant be recalled to the clinic for a visit with the Study Doct	discrete	numeric-12.0	0	11825	-
474	rl_revie..	Was the NHLS Result reviewed?	discrete	numeric-12.0	46	11779	-
475	rl_recal..	Should the participant be recalled to the clinic for a visit with the Study Doct	discrete	numeric-12.0	46	11779	-
476	rl_uploa..	Please use this field to upload any lab reports and documents. (Optional)	discrete	character-4	1	0	-
477	rl_calc..	Calculated - Recalling participant for a clinic visit	discrete	character-1	7144	0	-
478	rp_was_r..	Was the participant recalled to the clinic?	discrete	numeric-12.0	0	11825	-
479	rp_recal..	On which date was the participant Recalled?	discrete	character-11	0	-	-
480	fs_healt..	Was the participant counselled about Health Promotion?	discrete	numeric-12.0	6633	5192	-
481	fc_start..	Health Promotion - Start time	discrete	character-11	6624	-	-
482	fc_diet	Discussing Diet:	discrete	numeric-12.0	6624	5201	-
483	fc_exerc..	Discussing Exercise:	discrete	numeric-12.0	6624	5201	-
484	fc_alcohol	Discussing Alcohol consumption:	discrete	numeric-12.0	6624	5201	-
485	fc_menta..	Discussing Mental Health Issues: Anxious, depresses, sleeplessness, worried	discrete	numeric-12.0	6624	5201	-
486	fc_ferti..	Overall fertility advice	discrete	numeric-12.0	4031	7794	-
487	fc_contr..	Types of contraception discussed - Condoms	discrete	numeric-12.0	3968	7857	-
488	fc_contr..	Types of contraception discussed - Oral contraceptive pills	discrete	numeric-12.0	3302	8523	-
489	fc_contr..	Types of contraception discussed - Injectable contraceptives	discrete	numeric-12.0	3350	8475	-
490	fc_contr..	Types of contraception discussed - Implants	discrete	numeric-12.0	2730	9095	-
491	fc_contr..	Types of contraception discussed - IUD/loop	discrete	numeric-12.0	521	11304	-
492	fc_contr..	Types of contraception discussed - Sterilization	discrete	numeric-12.0	42	11783	-
493	fc_safmt..	Counseling on Safer Sex Health - Condom	discrete	numeric-12.0	6595	5230	-
494	fc_safmt..	Counseling on Safer Sex Health - Regular HIV Testing	discrete	numeric-12.0	6426	5399	-
495	fc_safmt..	Counseling on Safer Sex Health - Partner HIV Testing (know your partner's status	discrete	numeric-12.0	5184	6641	-

File AHRI.LAPIS.ESource.Clinical.Management.2026.v1							
#	Name	Label	Type	Format	Valid	Invalid	Question
496	fc_safmt..	Counseling on Safer Sex Health - Genital Hygiene	discrete	numeric-12.0	2572	9253	-
497	fs_was_c..	Did you dispense condoms to the participant?	discrete	numeric-12.0	6624	5201	-
498	fs_num_m..	How many male condoms were dispensed? (Number of individual condoms, not package)	discrete	character-3	4350	0	-
499	fc_couns..	Counselling around the benefits of voluntary medical male circumcision (VMMC)	discrete	numeric-12.0	2592	9233	-
500	fc_stopt..	Health Promotion - Stop time	discrete	character-11	6624	-	-
501	ce_check..	Was the participant's Suitability for PrEP checked?	discrete	numeric-12.0	6612	5213	-
502	ce_start..	Checking Eligibility - Start time	discrete	character-11	6578	-	-
503	ce_elig..	Is the participant known to be HIV Positive?	discrete	numeric-12.0	0	11825	-
504	ce_elig..	Does the participant have a HIV Negative confirmatory test result?	discrete	numeric-12.0	6577	5248	-
505	ce_elig..	Is the participant sexually active?	discrete	numeric-12.0	3248	8577	-
506	ce_pep_u..	Have you had unprotected Sex with a stranger or a person of unknown HIV status?	discrete	numeric-12.0	6486	5339	-
507	ce_pep_t..	Have you been taking your PrEP medication continuously for 7 days before having	discrete	numeric-12.0	35	11790	-
508	ce_pep_b..	Have you had a Busted condom while having sex with a person of unknown status?	discrete	numeric-12.0	6485	5340	-
509	ce_pep_s..	Have you been sexually assaulted?	discrete	numeric-12.0	6486	5339	-
510	ce_pep_s..	Have you shared a Needle or any other sharp equipment to inject drugs?	discrete	numeric-12.0	6486	5339	-
511	ce_pep_e..	Have you been exposed to contagious body fluids/ semen/blood?	discrete	numeric-12.0	6486	5339	-
512	ce_updat..	Did the participant uptake PEP?	discrete	numeric-12.0	98	11727	-
513	ce_will..	Is the participant happy to continue on PrEP?	discrete	numeric-12.0	3701	8124	-
514	ce_conti..	Is the participant continuing on the same method of PrEP ([end_of_study_arm_1][c	discrete	numeric-12.0	3372	8453	-
515	ce_elig..	Is the participant at significant risk of acquiring HIV infection? *Adolescents	discrete	numeric-12.0	2836	8989	-

File AHRI.LAPIS.ESource.Clinical.Management.2026.v1							
#	Name	Label	Type	Format	Valid	Invalid	Question
516	ce_elig_..	With how many different persons did the participants had sex with, 12 months?	discrete	character-2	2621	0	-
517	ce_elig_..	Has the participant had unprotected sex with HIV positive partners or partners w	discrete	numeric-12.0	2832	8993	-
518	ce_elig_..	Did the participant ever had sex while under the influence of alcohol and/or dru	discrete	numeric-12.0	2832	8993	-
519	ce_elig_..	Over the past year, has the participant ever engaged in the exchange of sex for	discrete	numeric-12.0	2833	8992	-
520	ce_elig_..	Is the participant willing and able to take a tablet for HIV prevention?	discrete	numeric-12.0	0	11825	-
521	ce_elig_..	Does the participant fully understands that the protection provided by PrEP is n	discrete	numeric-12.0	0	11825	-
522	ce_elig_..	Is the participant willing and able to attend 3 monthly Clinic Visits?	discrete	numeric-12.0	0	11825	-
523	ce_elig_..	Have you checked that you have the correct Contact Details to track the the Part	discrete	numeric-12.0	2823	9002	-
524	ce_consi_..	Is the participant consider Suitable to be initiated on PrEP?	discrete	numeric-12.0	6577	5248	-
525	ce_not_c_..	Please provide the reason why the participant is not deemed suitable for PrEP	discrete	character-244	301	-	-
526	ce_oral_..	Has the information regarding the Oral PrEP (TDF/FTC) been discussed with the pa	discrete	numeric-12.0	2250	9575	-
527	ce_oral_..	Does the participant have any questions about the Injectable Oral PrEP (TDF/FTC)	discrete	numeric-12.0	2234	9591	-
528	ce_scee_..	Continue with screening for Oral PrEP (TDF/FTC)?	discrete	numeric-12.0	2250	9575	-
529	ce_oral_..	All young men and women aged 15-30 who are residing in the 40 administrative clu	discrete	numeric-12.0	1869	9956	-
530	ce_oral_..	Documented HIV negative test?	discrete	numeric-12.0	1868	9957	-
531	ce_oral_..	Eligible for PrEP according to South African guidelines and/or already on oral P	discrete	numeric-12.0	1868	9957	-
532	ce_oral_..	Understand the required dosing schedule and HIV testing?	discrete	numeric-12.0	1869	9956	-

File AHRI.LAPIS.ESource.Clinical.Management.2026.v1							
#	Name	Label	Type	Format	Valid	Invalid	Question
533	ce_oral_..	Aware that their details can be shared with a peer navigator to support their fo	discrete	numeric-12.0	1869	9956	-
534	ce_oral_..	History or presence of allergy to the study drugs or their components?	discrete	numeric-12.0	1869	9956	-
535	ce_oral_..	Persistent eGFR of < 60 mmol/l at baseline?	discrete	numeric-12.0	1868	9957	-
536	ce_cab_i..	Has the information regarding the Injectable PrEP (CABLA) been discussed with th	discrete	numeric-12.0	2251	9574	-
537	ce_cab_i..	Does the participant have any questions about the Injectable PrEP (CABLA)?	discrete	numeric-12.0	2227	9598	-
538	ce_scree..	Continue with screening for Injectable PrEP (CABLA)?	discrete	numeric-12.0	2251	9574	-
539	ce_cabla..	Is the participant a Young man and woman aged 16-30 who are residing in the 20 a	discrete	numeric-12.0	1881	9944	-
540	ce_cabla..	Does the participant understand the required dosing schedule and HIV testing?	discrete	numeric-12.0	1881	9944	-
541	ce_cabla..	Does the participant sufficiently understand that CABLA can and will be offered	discrete	numeric-12.0	1154	10671	-
542	ce_cabla..	Is the participant aware that there details can be shared with a peer navigator	discrete	numeric-12.0	1881	9944	-
543	ce_cabla..	Did the participant provide informed consent (aged 18 and over) or, informed ass	discrete	numeric-12.0	1881	9944	-
544	ce_cabla..	Does the participant has a history or presence of allergy to the study drugs or	discrete	numeric-12.0	1881	9944	-
545	ce_cabla..	Is the following statement true for the participant?: Provide informed consent (discrete	numeric-12.0	1881	9944	-
546	ce_cabla..	Does the participant has any of these conditions?: Severe mental health disorder	discrete	numeric-12.0	1881	9944	-
547	ce_cabla..	Does the participant had an Abnormal liver function tests (ALT more than two tim	discrete	numeric-12.0	1881	9944	-
548	ce_cabla..	Is the participant taking medication that is contraindicated: Carbamazepine, Oxc	discrete	numeric-12.0	1881	9944	-
549	ce_dap_i..	Has the information regarding the Dapi ring been discussed with the participant?	discrete	numeric-12.0	1324	10501	-

File AHRI.LAPIS.ESource.Clinical.Management.2026.v1							
#	Name	Label	Type	Format	Valid	Invalid	Question
550	ce_dap_i..	Does the participant have any questions about the Dapi ring?	discrete	numeric-12.0	1308	10517	-
551	ce_scee..	Continue with screening for Dapi ring?	discrete	numeric-12.0	1324	10501	-
552	ce_born..	Was the participant born a female?	discrete	numeric-12.0	993	10832	-
553	ce_genit..	Have the participant undergone any genital reassignment?	discrete	numeric-12.0	991	10834	-
554	ce_vagin..	Does the participant normally have vaginal sex only?	discrete	numeric-12.0	991	10834	-
555	ce_curr..	Is the participant currently pregnant or delivered/ miscarried in the last 6 week	discrete	numeric-12.0	991	10834	-
556	ce_have..	Does the participant have any vaginal discharge or sores around the vagina?	discrete	numeric-12.0	991	10834	-
557	ce_dap_i..	All women aged 18-30 who are residing in the 40 administrative clusters?	discrete	numeric-12.0	994	10831	-
558	ce_dap_i..	Documented HIV negative test?	discrete	numeric-12.0	994	10831	-
559	ce_dap_i..	Eligible for PrEP according to South African guidelines and/or already on oral P	discrete	numeric-12.0	994	10831	-
560	ce_dap_i..	Understand the required dosing schedule and HIV testing?	discrete	numeric-12.0	994	10831	-
561	ce_dap_i..	Aware that their details can be shared with a peer navigator to support their fo	discrete	numeric-12.0	994	10831	-
562	ce_dap_e..	History or presence of allergy to the study drugs or their components?	discrete	numeric-12.0	994	10831	-
563	ce_uptak..	Did the participant uptake PrEP?	discrete	numeric-12.0	6277	5548	-
564	ce_prep..	What method of PrEP Treatment will the participant be taking?	discrete	numeric-12.0	4879	6946	-
565	ce_not_u..	Please provide the reason why the participant is not uptake PrEP	discrete	character-244	1398	-	-
566	ce_uptak..	Would the participant accept a PEP pack?	discrete	numeric-12.0	1083	10742	-
567	ce_not_u..	Please provide the reason why the participant did not uptake the PEP pack	discrete	character-244	973	-	-
568	ce_uptak..	Would the participant like to uptake Peer Support for adhering to PrEP?	discrete	numeric-12.0	0	11825	-

File AHRI.LAPIS.ESource.Clinical.Management.2026.v1							
#	Name	Label	Type	Format	Valid	Invalid	Question
569	ce_check ..	Was the Eligibility for PrEP checked by the Study Physician?	discrete	numeric-12.0	4877	6948	-
570	ce_check ..	Date checked	discrete	character-11	4877	-	-
571	ce_check ..	Is the participant approved to start PrEP?	discrete	numeric-12.0	4877	6948	-
572	ce_stopt ..	Checking Eligibility - Stop time	discrete	character-11	6577	-	-
573	ce_calc ..	Calculated PrEP Visit 1 = Initial PrEP visit	discrete	character-2	9662	0	-
574	ce_calc ..	Calculate - Eligible for Injectable PrEP - CABLA	discrete	character-1	9292	0	-
575	ce_calc ..	Calculate - Screening Outcome for Dapi ring	discrete	character-1	9241	0	-
576	ce_calc ..	Calculate - Eligible for Dapi ring	discrete	character-1	9241	0	-
577	ce_calc ..	Calculate Duration till end of Checking Eligibility	discrete	character-8	6575	0	-
578	ep_date	Date:	discrete	character-11	4883	-	-
579	ep_diagn ..	Diagnosis	discrete	character-31	4918	0	-
580	ep_any a ..	Any known allergies?	discrete	numeric-12.0	4883	6942	-
581	ep_aller ..	Known allergies	discrete	character-49	5	0	-
582	ep_medic ..	Medication name	discrete	numeric-12.0	4882	6943	-
583	ep_med u ..	Medication unit - Oral PrEP	discrete	character-10	2278	0	-
584	ep_med u ..	Medication unit - Dapi ring	discrete	character-1	0	0	-
585	ep_med u ..	Medication unit - Injectable PrEP CABLA	discrete	character-11	2604	0	-
586	ep_who d ..	Who is the dispenser?	discrete	numeric-12.0	4879	6946	-
587	ep_disp ..	Date dispensed	discrete	character-10	4882	0	-
588	ep_disp ..	Additional Comments	discrete	character-244	4875	-	-
589	mc_couns ..	Medication Counselling Date	discrete	character-11	4927	-	-
590	mc_dapi ..	Use during Menstruation	discrete	numeric-12.0	0	11825	-
591	mc_dapi ..	Sexually Transmitted or Vaginal Infections and Pelvic Inflammatory disease.	discrete	numeric-12.0	0	11825	-
592	mc_dapi ..	Pregnancy, breastfeeding and fertility	discrete	numeric-12.0	0	11825	-
593	mc_dapi ..	How to use DapiRing	discrete	numeric-12.0	0	11825	-
594	mc_dapi ..	How to remove DapiRing	discrete	numeric-12.0	0	11825	-
595	mc_dapi ..	Disposal of the used DapiRing	discrete	numeric-12.0	0	11825	-
596	mc_dapi ..	Do not stop using DapiRing	discrete	numeric-12.0	0	11825	-
597	mc_dapi ..	Possible Side effects	discrete	numeric-12.0	0	11825	-
598	mc_dapi ..	Storage of the DapiRing	discrete	numeric-12.0	0	11825	-

File AHRI.LAPIS.ESource.Clinical.Management.2026.v1							
#	Name	Label	Type	Format	Valid	Invalid	Question
599	mc_cabla_..	What is CAB-LA and how it works to prevent an HIV infection	discrete	numeric-12.0	2597	9228	-
600	mc_cabla_..	Explain the schedule to the client:	discrete	numeric-12.0	2597	9228	-
601	mc_cabla_..	Lead in time: It takes a week (7 days) for the CAB-LA injection to become effect	discrete	numeric-12.0	2597	9228	-
602	mc_cabla_..	Side effects Moderate	discrete	numeric-12.0	2597	9228	-
603	mc_cabla_..	Stopping CAB-LA	discrete	numeric-12.0	2597	9228	-
604	mc_cabla_..	Remember the date of the next appointment	discrete	numeric-12.0	2597	9228	-
605	mc_cabla_..	Client observation done for 5 minutes	discrete	numeric-12.0	80	11745	-
606	mc_oral_..	Study product use and storage instructions	discrete	numeric-12.0	2277	9548	-
607	mc_oral_..	Possible side effects	discrete	numeric-12.0	2277	9548	-
608	mc_oral_..	Missed dose instructions	discrete	numeric-12.0	2277	9548	-
609	mc_oral_..	Take study product with you on trips away from home	discrete	numeric-12.0	2277	9548	-
610	mc_oral_..	Do not share study product	discrete	numeric-12.0	2277	9548	-
611	mc_oral_..	Use only the study product assigned to you	discrete	numeric-12.0	2277	9548	-
612	mc_oral_..	Information on Product stolen or lost	discrete	numeric-12.0	2277	9548	-
613	mc_oral_..	Contact the clinic with any problems between visits	discrete	numeric-12.0	2277	9548	-
614	mc_oral_..	Product expiry instructions/guidance	discrete	numeric-12.0	2277	9548	-
615	mc_oral_..	Impact of Over Dosing	discrete	numeric-12.0	2277	9548	-
616	mc_oral_..	Any other comments?	discrete	numeric-12.0	2277	9548	-
617	ei_form_..	Date/time of form	discrete	character-11	4798	-	-
618	st_switc_..	Is the participant switching PrEP treatments?	discrete	numeric-12.0	2375	9450	-
619	st_swap_..	Date treatments are swapped	discrete	character-11	199	-	-
620	st_prevo_..	On which PrEP treatment was the participant?	discrete	numeric-12.0	196	11629	-
621	st_new_t_..	What is the new PrEP treatment for the participant?	discrete	numeric-12.0	196	11629	-
622	st_reas_..	Why is the participant switching their PrEP Treatment? - Experiencing short term	discrete	numeric-12.0	18	11807	-
623	st_reas_..	Why is the participant switching their PrEP Treatment? - Inconvenience of the ty	discrete	numeric-12.0	1	11824	-
624	st_reas_..	Why is the participant switching their PrEP	discrete	numeric-12.0	1	11824	-

File AHRI.LAPIS.ESource.Clinical.Management.2026.v1							
#	Name	Label	Type	Format	Valid	Invalid	Question
		Treatment? - Reduced HIV risk - e.g.					
625	st_reas...	Why is the participant switching their PrEP Treatment? - Increased HIV risk (pe	discrete	numeric-12.0	0	11825	-
626	st_reas...	Why is the participant switching their PrEP Treatment? - Feel more confident wit	discrete	numeric-12.0	0	11825	-
627	st_reas...	Why is the participant switching their PrEP Treatment? - Other prevention strate	discrete	numeric-12.0	0	11825	-
628	st_reas...	Why is the participant switching their PrEP Treatment? - Want to try a different	discrete	numeric-12.0	27	11798	-
629	st_reas...	Why is the participant switching their PrEP Treatment? - Pregnancy	discrete	numeric-12.0	11	11814	-
630	st_reas...	Why is the participant switching their PrEP Treatment? - Prefer not to take PrEP	discrete	numeric-12.0	0	11825	-
631	st_reas...	Why is the participant switching their PrEP Treatment? - Worried about experienc	discrete	numeric-12.0	5	11820	-
632	st_reas...	Why is the participant switching their PrEP Treatment? - Don't want to or findin	discrete	numeric-12.0	0	11825	-
633	st_reas...	Why is the participant switching their PrEP Treatment? - Injection site issues e	discrete	numeric-12.0	35	11790	-
634	st_reas...	Why is the participant switching their PrEP Treatment? - Challenges or Discomfor	discrete	numeric-12.0	0	11825	-
635	st_reas...	Why is the participant switching their PrEP Treatment? - Finding it difficult to	discrete	numeric-12.0	3	11822	-
636	st_reas...	Why is the participant switching their PrEP Treatment? - Challenges with the PrE	discrete	numeric-12.0	0	11825	-
637	st_reas...	Why is the participant switching their PrEP Treatment? - Partner/s or family mem	discrete	numeric-12.0	0	11825	-
638	st_reas...	Why is the participant switching their PrEP	discrete	numeric-12.0	0	11825	-

File AHRI.LAPIS.ESource.Clinical.Management.2026.v1							
#	Name	Label	Type	Format	Valid	Invalid	Question
		Treatment? - Stigma (challenges from					
639	st_reas...	Why is the participant switching their PrEP Treatment? - Other reason	discrete	numeric-12.0	56	11769	-
640	st_reas...	Please provide the other reason why the participant switched PrEP Treatment	discrete	character-173	56	-	-
641	ps_repor...	Did the participant reported that they stopped taking PrEP?	discrete	numeric-12.0	6154	5671	-
642	rs_prep...	On which date did the participant stop taking PrEP?	discrete	character-11	970	-	-
643	ps_prep...	What are the reasons for stopping PrEP? - Experiencing short term side effects.	discrete	numeric-12.0	56	11769	-
644	ps_prep...	What are the reasons for stopping PrEP? - Inconvenience of the type of PrEP	discrete	numeric-12.0	9	11816	-
645	ps_prep...	What are the reasons for stopping PrEP? - Reduced HIV risk - e.g. don't have sex	discrete	numeric-12.0	123	11702	-
646	ps_prep...	What are the reasons for stopping PrEP? - Increased HIV risk (perceived or actu	discrete	numeric-12.0	0	11825	-
647	ps_prep...	What are the reasons for stopping PrEP? - Feel more confident with a different P	discrete	numeric-12.0	2	11823	-
648	ps_prep...	What are the reasons for stopping PrEP? - Other prevention strategies are suffic	discrete	numeric-12.0	18	11807	-
649	ps_prep...	What are the reasons for stopping PrEP? - Want to try a different PrEP	discrete	numeric-12.0	12	11813	-
650	ps_prep...	What are the reasons for stopping PrEP? - Pregnancy	discrete	numeric-12.0	6	11819	-
651	ps_prep...	What are the reasons for stopping PrEP? - Prefer not to take PrEP as pregnant or	discrete	numeric-12.0	1	11824	-
652	ps_prep...	What are the reasons for stopping PrEP? - Seroconverted	discrete	numeric-12.0	6	11819	-
653	ps_prep...	What are the reasons for stopping PrEP? - Worried about experiencing long term s	discrete	numeric-12.0	48	11777	-
654	ps_prep...	What are the reasons for stopping PrEP? - Don't want to or finding it difficult	discrete	numeric-12.0	69	11756	-

File AHRI.LAPIS.ESource.Clinical.Management.2026.v1							
#	Name	Label	Type	Format	Valid	Invalid	Question
655	ps_prep_..	What are the reasons for stopping PrEP? - Injection site issues e.g. pain	discrete	numeric-12.0	13	11812	-
656	ps_prep_..	What are the reasons for stopping PrEP? - Challenges or Discomfort in inserting	discrete	numeric-12.0	0	11825	-
657	ps_prep_..	What are the reasons for stopping PrEP? - Finding it difficult to engage with Pr	discrete	numeric-12.0	21	11804	-
658	ps_prep_..	What are the reasons for stopping PrEP? - Challenges with the PrEP schedule for	discrete	numeric-12.0	0	11825	-
659	ps_prep_..	What are the reasons for stopping PrEP? - Partner/s or family member/s objected	discrete	numeric-12.0	2	11823	-
660	ps_prep_..	What are the reasons for stopping PrEP? - Stigma (challenges from hiding the PrE	discrete	numeric-12.0	0	11825	-
661	ps_prep_..	What are the reasons for stopping PrEP? - Other	discrete	numeric-12.0	593	11232	-
662	ps_prep_..	Describe other reason/s for stopping PrEP	discrete	character-244	593	-	-
663	rs_prep_..	Would you be willing to take PrEP again in the future?	discrete	numeric-12.0	969	10856	-
664	ai_admin_..	Was the injectable PrEP administered?	discrete	numeric-12.0	3575	8250	-
665	ai_admin_..	Administration Date/Time	discrete	character-11	2597	-	-
666	ai_injec_..	Which side of the buttocks is injected?	discrete	numeric-12.0	2597	9228	-
667	ai_admin_..	Was the participant monitored for a time after administration of the injectable	discrete	numeric-12.0	2597	9228	-
668	ai_admin_..	Did the participant experience any side effects relating to the administration o	discrete	numeric-12.0	2596	9229	-
669	ai_admin_..	Please describe the side effects	discrete	character-62	2	0	-
670	ai_admin_..	Please describe the actions taken	discrete	character-105	1	-	-
671	ai_monit_..	For how long was the participant monitored (in minutes)?	discrete	character-2	2596	0	-
672	dr_prep_..	Was the drug accountability for PrEP medication done?	discrete	numeric-12.0	1193	10632	-
673	dr_prep_..	Did the participant report not taking any of their doses in the last two weeks?	discrete	numeric-12.0	1026	10799	-
674	dr_art_d_..	Was the drug accountability for ART medication done?	discrete	numeric-12.0	12	11813	-

File AHRI.LAPIS.ESource.Clinical.Management.2026.v1							
#	Name	Label	Type	Format	Valid	Invalid	Question
675	dr_art_m..	Did the participant report not taking any of their doses in the last two weeks?	discrete	numeric-12.0	10	11815	-
676	as_recon..	Would the participant reconsider taking adherence support from a Peer Navigator?	discrete	numeric-12.0	418	11407	-
677	as_linke..	Was participant able to link up with a Peer Navigator regarding their adherence	discrete	numeric-12.0	2174	9651	-
678	as_relin..	If you stopped your Medication Adherence support with the Peer Navigator, would	discrete	numeric-12.0	2171	9654	-
679	as_link..	Would the participant like us to link them with the Peer Navigator?	discrete	numeric-12.0	2143	9682	-
680	as_on_tr..	Is the participant on any treatment? Either given by us or other chronic medicat	discrete	numeric-12.0	3955	7870	-
681	as_has_s..	Does the participant have a treatment adherence support system via family or som	discrete	numeric-12.0	2964	8861	-
682	as_uptak..	Would the participant like to be supported a Peer Navigator?	discrete	numeric-12.0	3136	8689	-
683	as_list..	Make a list of medications for which the participant needs support on.	discrete	character-123	1897	-	-
684	as_list..	Describe the kind of adherence the participant needs support on	discrete	character-103	1897	-	-
685	rf_doh_r..	Does this participant needs to be referred to a DoH Clinic?	discrete	numeric-12.0	7887	3938	-
686	rf_doh_r..	Referral date to DoH	discrete	character-11	31	-	-
687	rf_doh_r..	If yes, reason	discrete	character-157	31	-	-
688	rd_doh_r..	Please upload a copy of the referral slip here	discrete	character-6	23	0	-
689	rf_docto..	Does this participant needs to be referred to the Study Doctor?	discrete	numeric-12.0	7814	4011	-
690	rf_dr_re..	Referral date to study doctor	discrete	character-11	99	-	-
691	rf_docto..	If yes, please provide a detailed reason	discrete	character-244	98	-	-
692	rf_docto..	Please provide the scheduled visit date with the Study Doctor	discrete	character-11	98	-	-
693	va_date..	Date when summary was reviewed and action plan completed	discrete	character-11	8149	-	-
694	va_abnor..	Were any of the measurements abnormal or of concern?	discrete	numeric-12.0	6674	5151	-

File AHRI.LAPIS.ESource.Clinical.Management.2026.v1							
#	Name	Label	Type	Format	Valid	Invalid	Question
695	va_follo_..	Is there any follow-up action for HIV History?	discrete	numeric-12.0	6674	5151	-
696	va_follo_..	Is there any follow-up action for Health Promotion?	discrete	numeric-12.0	6674	5151	-
697	va_follo_..	Is there any follow-up action for Family planning?	discrete	numeric-12.0	6674	5151	-
698	va_follo_..	Is there any follow-up action for PrEP Eligibility?	discrete	numeric-12.0	6674	5151	-
699	va_follo_..	Is there any follow-up action for PEP Eligibility?	discrete	numeric-12.0	6674	5151	-
700	va_follo_..	Is there any follow-up action for Samples collected?	discrete	numeric-12.0	6674	5151	-
701	va_follo_..	Is there any follow-up action for Medication dispensed?	discrete	numeric-12.0	6674	5151	-
702	va_7day_..	Was the participant available for the 7 day call?	discrete	numeric-12.0	1471	10354	-
703	va_follo_..	Is there a follow up action for PEP pack dispensed?	discrete	numeric-12.0	4813	7012	-
704	va_add_g_..	Are there any general comments to add?	discrete	numeric-12.0	8145	3680	-
705	va_sch_n_..	Is a follow up visit scheduled with the participant?	discrete	numeric-12.0	8147	3678	-
706	va_next_..	Record the next Scheduled Visit Date	discrete	character-11	6540	-	-
707	va_calc_..	Calculated field: Days to next visit?	discrete	character-1	11298	0	-
708	va_calc_..	Calculated field: Date on which to start with the next visit reminders?	discrete	character-11	6540	-	-
709	va_calc_..	Calculate Participant's HIV status at this visit	discrete	character-8	4689	0	-
710	va_calc_..	Calculate Participant's HIV status at this visit 1 = Yes 0 = No	discrete	character-1	10990	0	-
711	va_calc_..	Calculate Duration till start of Summary Action plan	discrete	character-8	6646	0	-
712	ev_send_..	Are all information completed and can this record be sent for QC?	discrete	numeric-12.0	11174	651	-
713	ev_compl_..	Date/Time	discrete	character-19	11175	0	-
714	ev_qc_pe_..	Was the Internal QC Step completed?	discrete	numeric-12.0	0	11825	-
715	ev_calc_..	Calculated PrEP Visit 1 = Initial PrEP visit	discrete	character-2	11283	0	-
716	ev_calc_..	Calculate Duration till End of Visit form	discrete	character-8	6651	0	-
717	es_withd_..	Did the participant withdraw from the study?	discrete	numeric-12.0	0	11825	-
718	es_compl_..	End of Study Completed date/time	discrete	character-11	0	-	-

File AHRI.LAPIS.ESource.Clinical.Management.2026.v1							
#	Name	Label	Type	Format	Valid	Invalid	Question
719	es_withd..	What was the main reason for withdraw?	discrete	numeric-12.0	0	11825	-
720	es_withd..	Please specify other reason for withdraw:	discrete	character-1	0	0	-
721	es_dateo..	Date of Death	discrete	character-11	0	-	-
722	es_dateo..	Date of Transfer to DoH	discrete	character-11	0	-	-
723	es_calc..	Calculated PrEP Visit 1 = Initial PrEP visit	discrete	character-1	0	0	-
724	rn_reque..	Was Peer Navigator Assistance requested?	discrete	numeric-12.0	77	11748	-
725	rn_reque..	When was Peer Navigator Assistance requested?	discrete	character-11	77	-	-
726	rn_next..	Next available Clinic date	discrete	character-11	72	-	-

File AHRI.LAPIS.ESource.DoctorVisits.2026.v1							
#	Name	Label	Type	Format	Valid	Invalid	Question
1	IintID	Individual ID	continuous	numeric-12.0	136	0	-
2	event_id	REDCap Event Identifier	discrete	numeric-12.0	136	0	-
3	instance	REDCap Instance Identifier	discrete	numeric-12.0	136	0	-
4	pv_clini..	What is the name of the Clinic?	discrete	numeric-12.0	57	79	-
5	pv_clini..	Location / Isigodi	discrete	character-17	47	0	-
6	pv_mobil..	Name of Mobile Clinic Point	discrete	numeric-12.0	0	136	-
7	pv_verif..	By reviewing the Personal information, please verify that this is the correct pa	discrete	numeric-12.0	57	79	-
8	pv_visit	For what Study Visit is the participant returning?	discrete	numeric-12.0	57	79	-
9	pv_visit..	Visit Date	discrete	character-11	57	-	-
10	pv_calc..	Participant's age Calculated from Date of Birth and Visit Date	discrete	character-5	57	0	-
11	pv_num_m..	Number of months since last visit	discrete	character-4	57	0	-
12	rr_docto..	Scheduled Visit date	discrete	character-10	76	0	-
13	vd_colle..	Were vital signs collected?	discrete	numeric-12.0	82	54	-
14	vd_datet..	Date/time of Assessment	discrete	character-11	78	-	-
15	vd_sysbp	Systolic Blood Pressure	continuous	numeric-12.0	77	59	-
16	vd_diabp	Diastolic Blood Pressure	continuous	numeric-12.0	77	59	-
17	vd_bp_po..	Blood pressure position	discrete	numeric-12.0	78	58	-
18	vd_bodyt..	Body temperature	continuous	numeric-10.0	76	60	-
19	vd_temp..	Method type	discrete	numeric-12.0	77	59	-
20	vd_temp..	Other method type	discrete	character-11	1	0	-
21	vd_pulse	Heart Rate	continuous	numeric-12.0	77	59	-

File AHRI.LAPIS.ESource.DoctorVisits.2026.v1							
#	Name	Label	Type	Format	Valid	Invalid	Question
22	vd_resp	Respiratory Rate	discrete	numeric-12.0	76	60	-
23	vd_height	Height	continuous	numeric-12.0	37	99	-
24	vd_weight	Weight	continuous	numeric-10.0	61	75	-
25	vd_bmi	BMI	discrete	character-4	41	0	-
26	pd_perfo..	Was the physical examination performed?	discrete	numeric-12.0	82	54	-
27	pd_datet..	Exam Date/time	discrete	character-11	76	-	-
28	pd_asses..	Assessment - Head	discrete	numeric-12.0	74	62	-
29	pd_asses..	Assessment - Cardiovascular	discrete	numeric-12.0	72	64	-
30	pd_asses..	Assessment - Respiratory	discrete	numeric-12.0	71	65	-
31	pd_asses..	Assessment - Neurological	discrete	numeric-12.0	68	68	-
32	pd_asses..	Assessment - Musculoskeletal	discrete	numeric-12.0	67	69	-
33	pd_asses..	Assessment - Gastrointestinal	discrete	numeric-12.0	72	64	-
34	pd_asses..	Assessment - Skin	discrete	numeric-12.0	71	65	-
35	pd_asses..	Assessment - Other	discrete	numeric-12.0	4	132	-
36	pd_asses..	Ears Nose Throat Result	discrete	numeric-12.0	74	62	-
37	pd_ent_a..	Abnormality	discrete	character-41	1	0	-
38	pd_asses..	Cardiovascular Result	discrete	numeric-12.0	72	64	-
39	pd_cardi..	Abnormality	discrete	character-152	2	-	-
40	pd_asses..	Respiratory Result	discrete	numeric-12.0	71	65	-
41	pd_resp_..	Abnormality	discrete	character-1	0	0	-
42	pd_asses..	Neurological systems Result	discrete	numeric-12.0	68	68	-
43	pd_neuro..	Abnormality	discrete	character-1	0	0	-
44	pd_asses..	Musculoskeletal Result	discrete	numeric-12.0	67	69	-
45	pd_muscu..	Abnormality	discrete	character-1	0	0	-
46	pd_asses..	Gastrointestinal Result	discrete	numeric-12.0	72	64	-
47	pd_gastr..	Abnormality	discrete	character-1	0	0	-
48	pd_asses..	Skin Result	discrete	numeric-12.0	71	65	-
49	pd_skin..	Abnormality	discrete	character-59	6	0	-
50	pd_asses..	Other Assessment, specify	discrete	character-26	4	0	-
51	pd_asses..	Other Assessment Result	discrete	numeric-12.0	4	132	-
52	pd_other..	Abnormality	discrete	character-34	2	0	-
53	pricon_p..	Were any prior or concomitant medications or recent vaccination taken?	discrete	numeric-12.0	75	61	-
54	prcon_vi..	Visit	discrete	character-1	0	0	-
55	pcm_med..	Medication/Therapy name	discrete	character-1	0	0	-
56	pcm_reas..	Reason for use	discrete	numeric-12.0	0	136	-
57	pcm_ae_t..	If due to an Adverse Event, please select the Adverse Event term	discrete	character-1	0	0	-

File AHRI.LAPIS.ESource.DoctorVisits.2026.v1							
#	Name	Label	Type	Format	Valid	Invalid	Question
58	pcm_othe..	If Other, please specify	discrete	character-1	0	0	-
59	pcm_star..	Start Date	discrete	character-11	0	-	-
60	pcm_star..	Start time unknown	discrete	numeric-12.0	0	136	-
61	pcm_star..	Start Time (24 HR format)	discrete	numeric-11.0	0	136	-
62	pcm_ongo..	Ongoing?	discrete	character-1	0	0	-
63	pcm_stop..	Stop Date	discrete	character-11	0	-	-
64	pcm_stop..	Stop time unknown	discrete	numeric-12.0	0	136	-
65	pcm_stop..	Stop Time (24 HR format)	discrete	numeric-11.0	0	136	-
66	pcm_dose	Dose	discrete	numeric-10.0	0	136	-
67	pcm_dose..	Unit	discrete	numeric-12.0	0	136	-
68	pcm_unit..	If Other, please specify	discrete	character-1	0	0	-
69	pcm_freq..	Frequency	discrete	numeric-12.0	0	136	-
70	pcm_freq..	If Other, please specify	discrete	character-1	0	0	-
71	pcm_route	Route	discrete	numeric-12.0	0	136	-
72	pcm_rout..	If Other, please specify	discrete	character-1	0	0	-
73	pcm_conm..	pcm conmed term	discrete	character-1	0	0	-
74	rf_doh_r..	Does this participant needs to be referred to a DoH Clinic?	discrete	numeric-12.0	76	60	-
75	rf_doh_r..	Referral date to DoH	discrete	character-19	38	0	-
76	rd_doh_r..	Please upload a copy of the referral slip here	discrete	character-5	15	0	-
77	sd_summa..	Summary date	discrete	character-11	81	-	-
78	sd_part..	Did the participant brought any documentation to be attached to this report?	discrete	numeric-12.0	81	55	-
79	sd_docto..	Is the Study Doctor providing any documentation to be attached to this report?	discrete	numeric-12.0	81	55	-
80	sd_sched..	Should a follow up visit be scheduled?	discrete	numeric-12.0	81	55	-
81	sd_next..	Next Scheduled visit date	discrete	character-11	16	-	-
82	ev_send..	Are all information completed and can this record be sent for QC?	discrete	numeric-12.0	50	86	-
83	ev_compl..	Date/Time	discrete	character-19	50	0	-
84	ev_qc_pe..	Was the Internal QC Step completed?	discrete	character-1	0	0	-
85	ev_calc..	Calculate Duration till End of Visit form	discrete	character-8	50	0	-

File AHRI.LAPIS.ESource.Medications.2026.v1							
#	Name	Label	Type	Format	Valid	Invalid	Question
1	IntID	Individual ID	continuous	numeric-12.0	10850	0	-

File AHRI.LAPIS.ESource.Medications.2026.v1							
#	Name	Label	Type	Format	Valid	Invalid	Question
2	event_id	REDCap Event Identifier	discrete	numeric-12.0	10850	0	-
3	ds_medic_..	Medication Type Issued	discrete	character-23	10850	0	-
4	instance	REDCap Instance Identifier	discrete	numeric-12.0	10850	0	-
5	ds_dispe_..	Was Medication Dispensed?	discrete	numeric-12.0	10850	0	-
6	ds_drug_..	Drug Name	discrete	character-52	9542	0	-
7	ds_drug_..	Other Drug Name	discrete	character-56	254	0	-
8	ds_qrcode1	Scan QR Code - 02: Package	discrete	character-62	10332	0	-
9	ds_qrcode2	Scan QR Code - 02: Package	discrete	character-61	572	0	-
10	ds_qrcode3	Scan QR Code - 03: Package	discrete	character-19	99	0	-
11	ds_dose	Dose	discrete	character-31	9543	0	-
12	ds_dose_..	Frequency	discrete	numeric-12.0	9542	1308	-
13	ds_route	Route	discrete	numeric-12.0	9542	1308	-
14	ds_exp_d_..	Expiry Date	discrete	character-11	9635	-	-
15	ds_lotnu_..	Lot Number	discrete	character-19	9634	0	-
16	ds_date_..	Dispensed Date	discrete	character-11	10336	-	-

File AHRI.LAPIS.ESource.PersonalInformation.2026.v1							
#	Name	Label	Type	Format	Valid	Invalid	Question
1	IIntID	Individual ID	continuous	numeric-12.0	1864	0	-
2	BSIntId	Bounded Structure ID	continuous	numeric-12.0	897	967	-
3	MunicName	Local Municipality Name	discrete	character-13	878	0	-
4	WardNo	Ward Number	discrete	numeric-12.0	878	986	-
5	Isigodi	Isigodi ID	discrete	character-3	897	0	-
6	Isigodi_..	Isigodi Name	discrete	character-22	897	0	-
7	IsUrbanO_..	Is Urban or Rural	discrete	character-3	897	0	-
8	IsUrbanO_..	Is Urban or Rural Name	discrete	character-10	897	0	-
9	UrbanRua_..	Is Urban or Rural Description	discrete	character-49	897	0	-
10	up_sex	Sex	discrete	numeric-12.0	1864	0	-
11	up_dob	Date of Birth	discrete	character-11	1864	-	-
12	up_study_..	Study Cluster	discrete	character-10	1864	0	-
13	up_elig_..	PrEP Implementation - Assigned Arm	discrete	character-19	1864	0	-
14	up_lapis_..	LAPIS - Assigned Arm	discrete	character-12	1864	0	-

File AHRI.LAPIS.ESource.PotentialAEs.2026.v1							
#	Name	Label	Type	Format	Valid	Invalid	Question
1	IIntID	Individual ID	continuous	numeric-12.0	70	0	-
2	event_id	REDCap Event Identifier	discrete	numeric-12.0	70	0	-
3	instance	REDCap Instance Identifier	discrete	numeric-12.0	70	0	-

File AHRI.LAPIS.ESource.PotentialAEs.2026.v1

#	Name	Label	Type	Format	Valid	Invalid	Question
4	pa_any_e..	Did the participant reported any side effects or adverse events since the last v	discrete	numeric-12.0	70	0	-
5	pa_on_pr..	Is the participant currently on PrEP treatment?	discrete	numeric-12.0	66	4	-
6	pa_on_ar..	Is the participant currently on ART treatment?	discrete	numeric-12.0	6	64	-
7	pa_event..	Please provide details on the Event	discrete	character-244	66	-	-
8	pa_prep..	Common side effects of PrEP - Nausea	discrete	numeric-12.0	8	62	-
9	pa_prep..	Common side effects of PrEP - Headache	discrete	numeric-12.0	8	62	-
10	pa_prep..	Common side effects of PrEP - Dizziness	discrete	numeric-12.0	3	67	-
11	pa_prep..	Common side effects of PrEP - Insomnia	discrete	numeric-12.0	0	70	-
12	pa_prep..	Common side effects of PrEP - Other	discrete	numeric-12.0	45	25	-
13	pa_detai..	Details of other side effect or adverse event	discrete	character-244	44	-	-
14	pa_start..	Start date of event	discrete	character-11	66	-	-
15	pa_ongoing	Is the event ongoing?	discrete	numeric-12.0	66	4	-
16	pa_stop..	Stop date of event	discrete	character-11	44	-	-
17	pa_revie..	Reviewed by Study Physician?	discrete	numeric-12.0	21	49	-
18	pa_is_ae	Should this event be recorded as an Adverse Event?	discrete	numeric-12.0	20	50	-
19	pa_revie..	Review date:	discrete	character-19	20	0	-

File AHRI.LAPIS.ESource.SAEs.2026.v1

#	Name	Label	Type	Format	Valid	Invalid	Question
1	IntID	Individual ID	continuous	numeric-12.0	5	0	-
2	event_id	REDCap Event Identifier	discrete	numeric-12.0	5	0	-
3	instance	REDCap Instance Identifier	discrete	numeric-12.0	5	0	-
4	sae_date..	Date SAE was recorded	discrete	character-11	5	-	-
5	sae_calc..	SAE Number	discrete	character-9	5	0	-
6	sae_repo..	Type of report	discrete	numeric-12.0	5	0	-
7	sae_on_p..	Is the participant receiving PrEP?	discrete	numeric-12.0	5	0	-
8	sae_prep..	Which method of PrEP?	discrete	numeric-12.0	1	4	-
9	sae_rela..	Is the SAE related on an AE?	discrete	numeric-12.0	5	0	-
10	sae_rela..	Select related AE number?	discrete	character-8	5	0	-
11	sae_death	Death	discrete	numeric-12.0	5	0	-
12	sae_deat..	If Death, Date of Death:	discrete	character-11	1	-	-

File AHRI.LAPIS.ESource.SAEs.2026.v1							
#	Name	Label	Type	Format	Valid	Invalid	Question
13	sae_life..	Life-threatening Adverse Experience	discrete	numeric-12.0	5	0	-
14	sae_inpa..	Inpatient Hospitalization and / or prolongation of Hospitalization	discrete	numeric-12.0	5	0	-
15	sae_admi..	If hospitalisation/prolonged hospitalisation, provide date of hospital admission	discrete	character-11	4	-	-
16	sae_disc..	If hospitalisation/prolonged hospitalisation, provide date of hospital discharge	discrete	character-11	4	-	-
17	sae_disa..	Persistent or significant Disability / Incapacity	discrete	numeric-12.0	5	0	-
18	sae_anom..	Congenital Anomaly / Birth Defect	discrete	numeric-12.0	5	0	-
19	sae_med..	Other Important Medical Event	discrete	numeric-12.0	5	0	-
20	sae_pi_a..	Date investigator became aware of event	discrete	character-11	5	-	-
21	sae_rela..	Evaluation of causal relationship with PrEP	discrete	numeric-12.0	1	4	-
22	sae_othe..	Is the event likely to have been caused by anything other than the investigation	discrete	numeric-12.0	5	0	-
23	sae_othe..	If yes, specify (include history, medical, surgical, allergy, family or associat	discrete	character-244	3	-	-
24	sae_part..	Was the participant referred for further management?	discrete	numeric-12.0	5	0	-
25	sae_main..	Main diagnosis/symptom	discrete	character-50	5	0	-
26	sae_onse..	Date and Time of Onset:	discrete	character-11	5	-	-
27	sae_desc..	Description:	discrete	character-244	5	-	-
28	sae_grade	Maximum grade:	discrete	numeric-12.0	5	0	-
29	sae_outc..	Outcome Status	discrete	numeric-12.0	5	0	-
30	sae_reso..	Date resolved:	discrete	character-11	4	-	-
31	sae_full..	Description of SAE: Describe diagnosis, symptoms (if local swelling/cutaneous pl	discrete	character-244	5	-	-
32	sae_even..	Where did the event take place?	discrete	numeric-12.0	5	0	-
33	sae_even..	Other location where event took place?	discrete	character-16	1	0	-
34	sae_last..	Date most recent PrEP medicine was taken:	discrete	character-11	1	-	-

File AHRI.LAPIS.ESource.Specimens.2026.v1							
#	Name	Label	Type	Format	Valid	Invalid	Question

File AHRI.LAPIS.ESource.Specimens.2026.v1							
#	Name	Label	Type	Format	Valid	Invalid	Question
1	IntID	Individual ID	continuous	numeric-12.0	7234	0	-
2	event_id	REDCap Event Identifier	discrete	numeric-12.0	7234	0	-
3	instance	REDCap Instance Identifier	discrete	numeric-12.0	7234	0	-
4	sc_dbs_c..	Was a DBS Specimen collected?	discrete	numeric-12.0	4924	2310	-
5	sc_start..	Specimen Collection - Start time	discrete	character-11	4676	-	-
6	sc_dbs_s..	Scan Specimen ID - DBS	discrete	character-14	4676	0	-
7	sc_dbs_s..	What is the purpose of collecting the DBS sample?	discrete	numeric-12.0	0	7234	-
8	sc_dbs_h..	HIV Result	discrete	numeric-12.0	4676	2558	-
9	sc_dbs_v..	Viral load Result	discrete	character-6	1	0	-
10	sc_dbs_r..	Was the DBS HIV Result reviewed?	discrete	numeric-12.0	4676	2558	-
11	sc_dbs_r..	Date Reviewed	discrete	character-11	4670	-	-
12	sc_stopt..	Specimen Collection - Stop time	discrete	character-11	4676	-	-
13	sc_dbs_n..	Did the Lab report that no result for this sample will be available?	discrete	numeric-12.0	2	7232	-
14	sc_dbs_r..	What is the reason?	discrete	numeric-12.0	2	7232	-
15	sc_elisa..	Was an Elisa Specimen collected?	discrete	numeric-12.0	6663	571	-
16	sc_start..	Specimen Collection - Start time	discrete	character-11	3256	-	-
17	sc_elisa..	Scan Specimen ID - Elisa	discrete	character-14	3255	0	-
18	sc_elisa..	What is the purpose of collecting the Elisa sample?	discrete	numeric-12.0	3255	3979	-
19	sc_elisa..	HIV Elisa Result	discrete	numeric-12.0	3247	3987	-
20	sc_elisa..	Viral load Result	discrete	character-12	41	0	-
21	sc_elisa..	CD4 Result	discrete	character-1	0	0	-
22	sc_elisa..	Truvado drug level Result	discrete	character-1	0	0	-
23	sc_elisa..	Was the Elisa HIV Result reviewed?	discrete	numeric-12.0	3247	3987	-
24	sc_elisa..	Date Reviewed	discrete	character-11	3247	-	-
25	sc_stopt..	Specimen Collection - Stop time	discrete	character-11	3178	-	-
26	sc_elisa..	Did the Lab report that no result for this sample will be available?	discrete	numeric-12.0	5	7229	-
27	sc_elisa..	What is the reason?	discrete	character-1	5	0	-
28	sc_nhls..	Was a Specimen collected for submission to NHLS?	discrete	numeric-12.0	6692	542	-
29	sc_nhls..	Specimen Collection Date	discrete	character-11	3388	-	-

File AHRI.LAPIS.ESource.Specimens.2026.v1							
#	Name	Label	Type	Format	Valid	Invalid	Question
30	sc_reas_..	Please provide a reason why a specimen was collected for NHLS submission?	discrete	character-244	3388	-	-
31	sc_nhls_..	Record the Specimen ID - NHLS	discrete	character-10	3388	0	-
32	sc_nhls_..	Record the Second Specimen ID - NHLS	discrete	character-9	694	0	-
33	sc_nhls_..	Record the Third Specimen ID - NHLS	discrete	character-12	653	0	-
34	sc_nhls_..	Was a NHLS report received?	discrete	numeric-12.0	3387	3847	-
35	sc_nhls_..	Was the NHLS Report reviewed?	discrete	numeric-12.0	3208	4026	-
36	sc_nhls_..	Date Reviewed	discrete	character-11	3195	-	-
37	sc_nhls_..	Full Blood Count (FBC) result	discrete	character-1	0	0	-
38	sc_nhls_..	Hepatitis B result	discrete	character-1	0	0	-
39	sc_nhls_..	Hepatitis C result	discrete	character-1	0	0	-
40	sc_nhls_..	Liver Function Test (LFT) result	discrete	character-1	0	0	-
41	sc_nhls_..	U&E result	discrete	character-1	0	0	-
42	sc_nhls_..	Creatinine result	discrete	character-1	0	0	-
43	sc_nhls_..	Proteinuria result	discrete	character-1	0	0	-
44	sc_nhls_..	CD4 result	discrete	character-1	0	0	-
45	sp_sti_s_..	Was a sample collected for STI Testing?	discrete	numeric-12.0	6664	570	-
46	sp_sti_s_..	Specimen Collection Date	discrete	character-11	3333	-	-
47	sp_sti_r_..	What is the reason why the person is not willing to provide a sample?	discrete	numeric-12.0	3182	4052	-
48	sp_sti_f_..	What type of sample was collected for the female participant?	discrete	numeric-12.0	1854	5380	-
49	sp_urine_..	Scan the Specimen ID of Urine Sample	discrete	character-14	1690	0	-
50	sp_swab_..	Scan the 1st Specimen ID of Vaginal Swab	discrete	character-14	1640	0	-
51	sp_swab_..	Scan the 2nd Specimen ID of Vaginal Swab	discrete	character-14	1640	0	-
52	sp_sti_c_..	Is a Binx sample collected at this visit?	discrete	numeric-12.0	2930	4304	-
53	sp_urine_..	Scan the Binx Specimen ID of Urine Sample	discrete	character-14	47	0	-
54	sp_swab_..	Scan the Binx Specimen ID of Vaginal Swab	discrete	character-14	30	0	-
55	sp_binx_..	Was the urine sample aliquoted within 15 minutes after collection?	discrete	numeric-12.0	47	7187	-

File AHRI.LAPIS.ESource.Specimens.2026.v1							
#	Name	Label	Type	Format	Valid	Invalid	Question
56	sp_binx_..	Please explain why the sample was not aliquoted within 15 minutes.	discrete	character-1	0	0	-
57	sp_sti_r..	STI Test Result - Chlamydia trachomatis ICD 10 Code: A56.2	discrete	numeric-12.0	3331	3903	-
58	sp_sti_r..	STI Test Result - Neisseria gonorrhoeae ICD 10 Code: A54	discrete	numeric-12.0	3331	3903	-
59	sp_sti_r..	STI Test Result - Trichomonas vaginalis ICD 10 Code: A59.9	discrete	numeric-12.0	1860	5374	-
60	sp_sti_n..	Did the Lab report that no result for this sample will be available?	discrete	numeric-12.0	6	7228	-
61	sp_sti_r..	What is the reason?	discrete	numeric-12.0	6	7228	-
62	sp_sti_r..	Repeated Specimen Collection Date	discrete	character-11	0	-	-
63	sp_sti_r..	What is the reason why the person is not willing to provide a sample?	discrete	numeric-12.0	1	7233	-
64	sp_sti_r..	What type of repeat sample was collected for the female participant?	discrete	numeric-12.0	0	7234	-
65	sp_rep_u..	Scan the Specimen ID of Repeat Urine Sample	discrete	character-1	0	0	-
66	sp_sti_r..	Was a repeated sample collected for STI Testing?	discrete	numeric-12.0	1	7233	-
67	sp_rep_s..	Scan the 1st Repeat Specimen ID of Vaginal Swab	discrete	character-1	0	0	-
68	sp_rep_s..	Scan the 2nd Repeat Specimen ID of Vaginal Swab	discrete	character-1	0	0	-
69	sp_rep_s..	Repeat Specimen batch status	discrete	character-1	0	0	-
70	sp_sti_r..	Repeated STI Test Result - Chlamydia trachomatis ICD 10 Code: A56.2	discrete	numeric-12.0	0	7234	-
71	sp_sti_r..	Repeated STI Test Result - Neisseria gonorrhoeae ICD 10 Code: A54	discrete	numeric-12.0	0	7234	-
72	sp_sti_r..	Repeated STI Test Result - Trichomonas vaginalis ICD 10 Code: A59.9	discrete	numeric-12.0	0	7234	-
73	sp_sti_r..	Was the result of the STI Test discussed with the participant?	discrete	numeric-12.0	1758	5476	-
74	sp_sti_n..	Does the participant have any partners that would need notification letters?	discrete	numeric-12.0	1551	5683	-
75	sp_sti_p..	Issue partner notification card - 01	discrete	character-24	350	0	-

File AHRI.LAPIS.ESource.Specimens.2026.v1							
#	Name	Label	Type	Format	Valid	Invalid	Question
76	sp_sti_p..	Issue partner notification card - 02	discrete	character-11	3	0	-
77	sp_sti_p..	Issue partner notification card - 03	discrete	character-1	0	0	-
78	sp_sti_p..	Issue partner notification card - 04	discrete	character-1	0	0	-
79	sp_sti_p..	Issue partner notification card - 05	discrete	character-1	0	0	-
80	sp_sti_p..	Issue partner notification card - 06	discrete	character-1	0	0	-
81	sp_sti_p..	Issue partner notification card - 07	discrete	character-1	0	0	-
82	sp_sti_p..	Issue partner notification card - 08	discrete	character-1	0	0	-
83	sp_sti_p..	Issue partner notification card - 09	discrete	character-1	0	0	-
84	sp_sti_p..	Issue partner notification card - 10	discrete	character-1	0	0	-
85	sp_sti_c..	Please tick which counseling topic were done: - Promote good sexual health	discrete	numeric-12.0	1534	5700	-
86	sp_sti_c..	Please tick which counseling topic were done: - Fertility desires	discrete	numeric-12.0	244	6990	-
87	sp_sti_c..	Please tick which counseling topic were done: - Discuss nutrition	discrete	numeric-12.0	563	6671	-
88	sp_sti_t..	If positive, were treatment given?	discrete	numeric-12.0	723	6511	-
89	sp_sti_r..	Please provide the reason as to why the participant was not treated.	discrete	numeric-12.0	126	7108	-
90	sc_papasm..	Was a Pap Smear Specimen collected for submission to NHLS?	discrete	numeric-12.0	3849	3385	-
91	sc_papasm..	Specimen Collection Date	discrete	character-11	17	-	-
92	sc_papasm..	Record the Specimen ID	discrete	character-11	16	0	-
93	sc_papasm..	Was a Pap Smear report received?	discrete	numeric-12.0	16	7218	-
94	sc_papasm..	Pap Smear Result	discrete	numeric-12.0	15	7219	-
95	sc_papasm..	Please provide other comments provided on the Lab Report (optional)	discrete	character-91	7	0	-
96	sc_papasm..	Was the Pap Smear Report reviewed?	discrete	numeric-12.0	15	7219	-
97	sc_papasm..	Date Reviewed	discrete	character-11	15	-	-

File AHRI.LAPIS.ESource.TelePhoneCalls.2026.v1							
#	Name	Label	Type	Format	Valid	Invalid	Question

File AHRI.LAPIS.ESource.TelePhoneCalls.2026.v1							
#	Name	Label	Type	Format	Valid	Invalid	Question
1	IintID	Individual ID	continuous	numeric-12.0	20811	0	-
2	event_id	REDCap Event Identifier	continuous	numeric-12.0	20811	0	-
3	instance	REDCap Instance Identifier	discrete	numeric-12.0	20811	0	-
4	tm_call_..	Was a telephone call made?	discrete	numeric-12.0	20811	0	-
5	tm_reas_..	What is the reason for the call?	discrete	numeric-12.0	16261	4550	-
6	tm_phone_..	Call Attempt Date and Time	discrete	character-11	16263	-	-
7	tm_phone_..	Outcome of Contact Attempt	discrete	numeric-12.0	16263	4548	-
8	tm_verif_..	By reviewing the Personal information, please verify that this is the correct pa	discrete	numeric-12.0	8742	12069	-
9	tm_call_..	Outcome of Phone Call	discrete	numeric-12.0	7452	13359	-
10	tm_call_..	Outcome of Phone Call - 7 Day Call	discrete	numeric-12.0	1290	19521	-
11	tm_7d_fe_..	Feedback from Participant (tick all that apply) - Continue to be adherent	discrete	numeric-12.0	1037	19774	-
12	tm_7d_fe_..	Feedback from Participant (tick all that apply) - Adherent on Prep	discrete	numeric-12.0	793	20018	-
13	tm_7d_fe_..	Feedback from Participant (tick all that apply) - Side effects	discrete	numeric-12.0	97	20714	-
14	tm_7d_fe_..	Feedback from Participant (tick all that apply) - Adverse Events	discrete	numeric-12.0	0	20811	-
15	tm_7d_fe_..	Feedback from Participant (tick all that apply) - Clinic appointment	discrete	numeric-12.0	40	20771	-
16	tm_7d_fe_..	Feedback from Participant (tick all that apply) - Discontinue PrEP	discrete	numeric-12.0	3	20808	-
17	tm_hiv_u_..	Has the participant used the HIV Self Test kit?	discrete	numeric-12.0	404	20407	-
18	tm_hiv_r_..	What was the result?	discrete	numeric-12.0	309	20502	-
19	tm_next_..	Schedule next Phone Call date	discrete	character-11	303	-	-
20	tm_nonco_..	Is this the third time that you are unable to contact the participant?	discrete	numeric-12.0	2086	18725	-
21	tm_send_..	Would you like to send the participant the standard lost to follow up SMS with t	discrete	numeric-12.0	1958	18853	-
22	tm_nonco_..	SMS status	discrete	character-1	0	0	-
23	tm_calc_..	Calculated field: Refusal to link to care	discrete	numeric-12.0	19853	958	-
24	tm_calc_..	Calculated field: Wrong number	discrete	numeric-12.0	19854	957	-

File AHRI.LAPIS.ESource.TelePhoneCalls.2026.v1							
#	Name	Label	Type	Format	Valid	Invalid	Question
25	tm_calc_..	Calculated field: Confirmed not coming back to clinic	discrete	numeric-12.0	19853	958	-
26	tm_calc_..	Calculated field: 7 Day call completed	discrete	numeric-12.0	19853	958	-

Variables Description

Dataset contains 1044 variable(s)

File : AHRI.LAPIS.ESource.AEs.2026.v1

IIntID: Individual ID

Information [Type= continuous] [Format=numeric] [Range= 59024-99902736] [Missing=*]

Statistics [NW/ W] [Valid=12 /-] [Invalid=0 /-] [Mean=16787085.833 /-] [StdDev=38823137.884 /-]

event_id: REDCap Event Identifier

Information [Type= discrete] [Format=numeric] [Range= 483-492] [Missing=*]

Statistics [NW/ W] [Valid=12 /-] [Invalid=0 /-]

instance: REDCap Instance Identifier

Information [Type= discrete] [Format=numeric] [Range= 1-2] [Missing=*]

Statistics [NW/ W] [Valid=12 /-] [Invalid=0 /-]

ae_any_events: Did the participant reported any side effects or adverse events since the last v

Information [Type= discrete] [Format=numeric] [Range= 1-2] [Missing=*]

Statistics [NW/ W] [Valid=12 /-] [Invalid=0 /-]

Value	Label	Cases	Percentage
1	Yes	12	100.0%
2	No	0	

Warning: these figures indicate the number of cases found in the data file. They cannot be interpreted as summary statistics of the population of interest.

ae_on_prep_treatm: Is the participant currently on PrEP treatment?

Information [Type= discrete] [Format=numeric] [Range= 1-2] [Missing=*]

Statistics [NW/ W] [Valid=12 /-] [Invalid=0 /-]

Value	Label	Cases	Percentage
1	Yes	8	66.7%
2	No	4	33.3%

Warning: these figures indicate the number of cases found in the data file. They cannot be interpreted as summary statistics of the population of interest.

ae_on_art_treatm: Is the participant currently on ART treatment?

Information [Type= discrete] [Format=numeric] [Range= 1-2] [Missing=*]

Statistics [NW/ W] [Valid=4 /-] [Invalid=8 /-]

Value	Label	Cases	Percentage
1	Yes	1	25.0%
2	No	3	75.0%
Systemmiss		8	

Warning: these figures indicate the number of cases found in the data file. They cannot be interpreted as summary statistics of the population of interest.

ae_event_detail: Please provide details on the Event

Information [Type= discrete] [Format=character] [Missing=*]

Statistics [NW/ W] [Valid=12 /-]

ae_prep_detail_1: Common side effects of PrEP - Nausea

Information [Type= discrete] [Format=numeric] [Range= 1-96] [Missing=*]

Statistics [NW/ W] [Valid=3 /-] [Invalid=9 /-]

Value	Label	Cases	Percentage
1	Nausea	3	100.0%
2	Headache	0	

File : AHRI.LAPIS.ESource.AEs.2026.v1

ae_prep_detail_1: Common side effects of PrEP - Nausea

Value	Label	Cases	Percentage
3	Dizziness	0	
4	Insomnia	0	
96	Other	0	
Sysmiss		9	

Warning: these figures indicate the number of cases found in the data file. They cannot be interpreted as summary statistics of the population of interest.

ae_prep_detail_2: Common side effects of PrEP - Headache

Information	[Type= discrete] [Format=numeric] [Range= 1-96] [Missing=*]
Statistics [NW/ W]	[Valid=1 /-] [Invalid=11 /-]

Value	Label	Cases	Percentage
1	Nausea	0	
2	Headache	1	100.0%
3	Dizziness	0	
4	Insomnia	0	
96	Other	0	
Sysmiss		11	

Warning: these figures indicate the number of cases found in the data file. They cannot be interpreted as summary statistics of the population of interest.

ae_prep_detail_3: Common side effects of PrEP - Dizziness

Information	[Type= discrete] [Format=numeric] [Range= 1-96] [Missing=*]
Statistics [NW/ W]	[Valid=1 /-] [Invalid=11 /-]

Value	Label	Cases	Percentage
1	Nausea	0	
2	Headache	0	
3	Dizziness	1	100.0%
4	Insomnia	0	
96	Other	0	
Sysmiss		11	

Warning: these figures indicate the number of cases found in the data file. They cannot be interpreted as summary statistics of the population of interest.

ae_prep_detail_4: Common side effects of PrEP - Insomnia

Information	[Type= discrete] [Format=numeric] [Range= 1-96] [Missing=*]
Statistics [NW/ W]	[Valid=0 /-] [Invalid=12 /-]

Value	Label	Cases	Percentage
1	Nausea	0	
2	Headache	0	
3	Dizziness	0	
4	Insomnia	0	
96	Other	0	
Sysmiss		12	

Warning: these figures indicate the number of cases found in the data file. They cannot be interpreted as summary statistics of the population of interest.

ae_prep_detail_96: Common side effects of PrEP - Other

Information	[Type= discrete] [Format=numeric] [Range= 1-96] [Missing=*]
Statistics [NW/ W]	[Valid=6 /-] [Invalid=6 /-]

File : AHRI.LAPIS.ESource.AEs.2026.v1

ae_prep_detail_96: Common side effects of PrEP - Other

Value	Label	Cases	Percentage
1	Nausea	0	
2	Headache	0	
3	Dizziness	0	
4	Insomnia	0	
96	Other	6	100.0%
Sysmiss		6	

Warning: these figures indicate the number of cases found in the data file. They cannot be interpreted as summary statistics of the population of interest.

ae_details_oth: Details of other side effect or adverse event

Information [Type= discrete] [Format=character] [Missing=*]

Statistics [NW/ W] [Valid=6 /-] [Invalid=0 /-]

ae_start_date: Start date of event

Information [Type= discrete] [Format=character] [Missing=*]

Statistics [NW/ W] [Valid=12 /-]

ae_ongoing: Is the event ongoing?

Information [Type= discrete] [Format=numeric] [Range= 1-2] [Missing=*]

Statistics [NW/ W] [Valid=12 /-] [Invalid=0 /-]

Value	Label	Cases	Percentage
1	Yes	5	41.7%
2	No	7	58.3%

Warning: these figures indicate the number of cases found in the data file. They cannot be interpreted as summary statistics of the population of interest.

ae_stop_date: Stop date of event

Information [Type= discrete] [Format=character] [Missing=*]

Statistics [NW/ W] [Valid=7 /-]

ae_severity: Severity of event

Information [Type= discrete] [Format=numeric] [Range= 1-4] [Missing=*]

Statistics [NW/ W] [Valid=12 /-] [Invalid=0 /-]

Value	Label	Cases	Percentage
1	Mild	4	33.3%
2	Moderate	4	33.3%
3	Severe	3	25.0%
4	Life Threatening	1	8.3%

Warning: these figures indicate the number of cases found in the data file. They cannot be interpreted as summary statistics of the population of interest.

ae_study_rel: Relationship to study

Information [Type= discrete] [Format=numeric] [Range= 1-5] [Missing=*]

Statistics [NW/ W] [Valid=0 /-] [Invalid=12 /-]

Value	Label	Cases	Percentage
1	Not related	0	
2	Unlikely related	0	
3	Possibly related	0	

File : AHRI.LAPIS.ESource.AEs.2026.v1

ae_study_rel: Relationship to study

Value	Label	Cases	Percentage
4	Probably related	0	
5	Definitely related	0	
System		12	

Warning: these figures indicate the number of cases found in the data file. They cannot be interpreted as summary statistics of the population of interest.

ae_study_drug_rel: Relationship to study drug

Information	[Type= discrete] [Format=numeric] [Range= 1-5] [Missing=*]
Statistics [NW/ W]	[Valid=12 /-] [Invalid=0 /-]

Value	Label	Cases	Percentage
1	Not related	8	66.7%
2	Unlikely related	1	8.3%
3	Possibly related	1	8.3%
4	Probably related	1	8.3%
5	Definitely related	1	8.3%

Warning: these figures indicate the number of cases found in the data file. They cannot be interpreted as summary statistics of the population of interest.

ae_study_procedure_rel: Relationship to study procedure

Information	[Type= discrete] [Format=numeric] [Range= 1-5] [Missing=*]
Statistics [NW/ W]	[Valid=12 /-] [Invalid=0 /-]

Value	Label	Cases	Percentage
1	Not related	10	83.3%
2	Unlikely related	0	
3	Possibly related	0	
4	Probably related	1	8.3%
5	Definitely related	1	8.3%

Warning: these figures indicate the number of cases found in the data file. They cannot be interpreted as summary statistics of the population of interest.

ae_action_taken: Action Taken Regarding Drug adverse event

Information	[Type= discrete] [Format=numeric] [Range= 1-96] [Missing=*]
Statistics [NW/ W]	[Valid=12 /-] [Invalid=0 /-]

Value	Label	Cases	Percentage
1	None	5	41.7%
2	Discontinuing Treatment	0	
3	Medical Intervention	2	16.7%
4	Hospitalization	4	33.3%
96	Other (specify)	1	8.3%

Warning: these figures indicate the number of cases found in the data file. They cannot be interpreted as summary statistics of the population of interest.

ae_action_taken_oth: Please specify details on other action taken

Information	[Type= discrete] [Format=character] [Missing=*]
Statistics [NW/ W]	[Valid=1 /-] [Invalid=0 /-]

ae_outcome: Outcome of event

Information	[Type= discrete] [Format=numeric] [Range= 1-98] [Missing=*]
Statistics [NW/ W]	[Valid=7 /-] [Invalid=5 /-]

File : AHRI.LAPIS.ESource.AEs.2026.v1

ae_outcome: Outcome of event

Value	Label	Cases	Percentage
1	Resolved	3	42.9%
2	Recovered with minor sequelae	2	28.6%
3	Recovered with major sequelae	1	14.3%
4	Ongoing/Continuing treatment	1	14.3%
5	Condition worsening	0	
6	Death	0	
98	Don't know	0	
Sysmiss		5	

Warning: these figures indicate the number of cases found in the data file. They cannot be interpreted as summary statistics of the population of interest.

ae_expected: Is this an expected event for this study?

Information	[Type= discrete] [Format=numeric] [Range= 1-2] [Missing=*]
Statistics [NW/ W]	[Valid=12 /-] [Invalid=0 /-]

Value	Label	Cases	Percentage
1	Yes	3	25.0%
2	No	9	75.0%

Warning: these figures indicate the number of cases found in the data file. They cannot be interpreted as summary statistics of the population of interest.

ae_serious: Is this a Serious Adverse Event?

Information	[Type= discrete] [Format=numeric] [Range= 1-2] [Missing=*]
Statistics [NW/ W]	[Valid=12 /-] [Invalid=0 /-]

Value	Label	Cases	Percentage
1	Yes	5	41.7%
2	No	7	58.3%

Warning: these figures indicate the number of cases found in the data file. They cannot be interpreted as summary statistics of the population of interest.

ae_add_comments: Additional Comments (optional)

Information	[Type= discrete] [Format=character] [Missing=*]
Statistics [NW/ W]	[Valid=12 /-]

ae_calc_num: AE Number

Information	[Type= discrete] [Format=character] [Missing=*]
Statistics [NW/ W]	[Valid=12 /-] [Invalid=0 /-]

File : AHRI.LAPIS.ESource.Clinical.Management.2026.v1

IIntID: Individual ID

Information [Type= continuous] [Format=numeric] [Range= 90-99902929] [Missing=*]

Statistics [NW/ W] [Valid=11825 /-] [Invalid=0 /-] [Mean=22480087.111 /-] [StdDev=41580003.36 /-]

mt_date_time: Date/time

Information [Type= discrete] [Format=character] [Missing=*]

Statistics [NW/ W] [Valid=1823 /-]

mt_has_correct_info: Please review the Personal Information above with the Participant. Is all of the

Information [Type= discrete] [Format=numeric] [Range= 1-2] [Missing=*]

Statistics [NW/ W] [Valid=1823 /-] [Invalid=10002 /-]

Value	Label	Cases	Percentage
1	Yes	1804	99.0%
2	No	19	1.0%
Sysmiss		10002	

Warning: these figures indicate the number of cases found in the data file. They cannot be interpreted as summary statistics of the population of interest.

tm_call_made: Was a telephone call made?

Information [Type= discrete] [Format=numeric] [Range= 1-2] [Missing=*]

Statistics [NW/ W] [Valid=11461 /-] [Invalid=364 /-]

Value	Label	Cases	Percentage
1	Yes	8210	71.6%
2	No	3251	28.4%
Sysmiss		364	

Warning: these figures indicate the number of cases found in the data file. They cannot be interpreted as summary statistics of the population of interest.

si_sch_curr_visit_done: Is the current visit scheduled with the participant?

Information [Type= discrete] [Format=numeric] [Range= 1-3] [Missing=*]

Statistics [NW/ W] [Valid=8000 /-] [Invalid=3825 /-]

Value	Label	Cases	Percentage
1	Yes - visit scheduled	3249	40.6%
2	No - unable to schedule visit with participant.	2955	36.9%
3	NA - participant attended the clinic	1796	22.4%
Sysmiss		3825	

Warning: these figures indicate the number of cases found in the data file. They cannot be interpreted as summary statistics of the population of interest.

si_sch_curr_visit_nd_reas: What is the reason for not scheduling an initial visit?

Information [Type= discrete] [Format=numeric] [Range= 1-96] [Missing=*]

Statistics [NW/ W] [Valid=2874 /-] [Invalid=8951 /-]

Value	Label	Cases	Percentage
1	Unable to contact the participant after trying on 3x different dates and times	1521	52.9%
2	Number does not exist	43	1.5%
3	Refused clinical services	55	1.9%
4	Participant is unknown	19	0.7%
5	Out-migrated outside of PIPSA - unable to attend clinic	887	30.9%
6	Not interested in services	104	3.6%

File : AHRI.LAPIS.ESource.Clinical.Management.2026.v1

si_sch_curr_visit_nd_reas: What is the reason for not scheduling an initial visit?

Value	Label	Cases	Percentage
96	Other reason	245	8.5%
Sysmiss		8951	

Warning: these figures indicate the number of cases found in the data file. They cannot be interpreted as summary statistics of the population of interest.

si_sch_date: Date form was completed

Information	[Type= discrete] [Format=character] [Missing=*]
Statistics [NW/ W]	[Valid=7811 /-]

si_curr_visitdate: What is the Scheduled Visit Date?

Information	[Type= discrete] [Format=character] [Missing=*]
Statistics [NW/ W]	[Valid=3182 /-]

si_curr_clinic_name: Which Clinic will the participant visit?

Information	[Type= discrete] [Format=numeric] [Range= 1-11] [Missing=*]
Statistics [NW/ W]	[Valid=3187 /-] [Invalid=8638 /-]

Value	Label	Cases	Percentage
1	Mtubatuba	131	4.1%
2	KwaMsane	11	0.3%
3	Mobile - 1	24	0.8%
4	Mobile - 2	18	0.6%
5	Somkhele	81	2.5%
6	Nkundusi	59	1.9%
7	Hluhluwe	2	0.1%
8	Mobile - A	803	25.2%
9	Mobile - B	1082	34.0%
10	Mobile - C	472	14.8%
11	Mobile - D	504	15.8%
Sysmiss		8638	

Warning: these figures indicate the number of cases found in the data file. They cannot be interpreted as summary statistics of the population of interest.

pv_clinic_name: What is the name of the Clinic?

Information	[Type= discrete] [Format=numeric] [Range= 1-11] [Missing=*]
Statistics [NW/ W]	[Valid=6653 /-] [Invalid=5172 /-]

Value	Label	Cases	Percentage
1	Mtubatuba	14	0.2%
2	KwaMsane	1	0.0%
3	Somkhele	6	0.1%
4	Nkundusi	0	
5	Hluhluwe	2	0.0%
6	Mobile - A	1606	24.1%
7	Mobile - B	2043	30.7%
8	Mobile - C	1057	15.9%
9	Mobile - D	735	11.0%
10	Mobile - E	943	14.2%
11	Mobile - F	246	3.7%

File : AHRI.LAPIS.ESource.Clinical.Management.2026.v1

pv_clinic_name: What is the name of the Clinic?

Value	Label	Cases	Percentage
Sysmiss		5172	

Warning: these figures indicate the number of cases found in the data file. They cannot be interpreted as summary statistics of the population of interest.

pv_clinic_location: Location / Isigodi

Information	[Type= discrete] [Format=character] [Missing=*]
Statistics [NW/ W]	[Valid=6630 /-] [Invalid=0 /-]

pv_mobile_point_name: Name of Mobile Clinic Point

Information	[Type= discrete] [Format=numeric] [Range= 1-114] [Missing=*]
Statistics [NW/ W]	[Valid=0 /-] [Invalid=11825 /-]

Value	Label	Cases	Percentage
1	KwaMgodla	0	
2	KwaBhoboza Ejikeni	0	
3	Sportsground emva kwaseGugulethu	0	
4	Gugulethu	0	
5	Area next Tracker Aaron's house	0	
6	KwaNdlovu sportsground next to Hlela	0	
7	KwaMshaya C.P school	0	
8	Omo	0	
9	Enjabulweni Tuckshop	0	
10	Egezi	0	
11	Enkatha Esihlahleni	0	
12	Ground near Bongani old Store	0	
13	Enkodibe sportsground	0	
14	Nkombose High School	0	
15	Nkombose sportsground	0	
16	Phola Esasalethu	0	
17	Esolethu sportground Nxumalo	0	
18	Ephayindini eBaswazini Primary	0	
19	Ground Siyaphambili High	0	
20	Sportsground KwaMasuku	0	
21	Thuthukani Baswazini Creche	0	
22	Morning Stars	0	
23	Pholani soccar field	0	
24	Sikhakhane Tarven	0	
25	Mathonsi	0	
26	Area next to Mbilini	0	
27	Zamazama Tuckshop	0	
28	Mandlakanina	0	
29	Bhekabantu Tuckshop	0	
30	Graftsportsground	0	
31	Fasty sportsgrounds	0	
32	Rovers sportsground next to Mboma store	0	
33	Nkosana sportsground	0	

File : AHRI.LAPIS.ESource.Clinical.Management.2026.v1

pv_mobile_point_name: Name of Mobile Clinic Point

Value	Label	Cases	Percentage
34	Netball sportsground next to Mfekayis house	0	
35	Ephayindini KwaMfekayi	0	
36	Community Hall next to Ntulufakazi	0	
37	Mgasela sportsground next to DoH mobile sites	0	
38	Amazulu Amancane sportsground	0	
39	Sizabantu Tuckshop behind Skhahla	0	
40	KwaSithole Store	0	
41	Esiphambanweni next to Mashobane	0	
42	Mcakwini junior ground site	0	
43	Lethusizo Tuckshop	0	
44	Bkekamandla store kwaSithole DoH sites	0	
45	New Action Sportsground	0	
46	Area next to the shop near Gilonki High	0	
47	Gumede sportsground	0	
48	Mahhedla store	0	
49	KwaDidiza Hardware	0	
50	MsiziwamaKrestu	0	
51	Myeki sportsporground	0	
52	Site next to Nonjabulos house	0	
53	Sigqogqo sportsground	0	
54	Nomathiya Sportsground	0	
55	Ntshaba Store	0	
56	Nakeka Store	0	
57	Ephayindini	0	
58	Esunjwaneni Esigwedleni	0	
59	The Efesu New Apostolic Church	0	
60	Etamu	0	
61	Dikadika Store	0	
62	Celukuphila Store	0	
63	Esihlahleni next to Nkonyane Primary	0	
64	Ezimambeni Community Hall	0	
65	Esihlahleni kaDlamini ngaseCreche	0	
66	Esiyembeni Community hall	0	
67	Enntweni Esitobhini	0	
68	Siyaqala DOH Sites	0	
69	Ophondweni Hall	0	
70	Phaphamani Sportsground	0	
71	Bongumusa pension point	0	
72	KwaZungu Ephayindini	0	
73	Ephayindini	0	
74	Vukanathi Store	0	
75	New York Carwash	0	
76	Washesha Store	0	

File : AHRI.LAPIS.ESource.Clinical.Management.2026.v1

pv_mobile_point_name: Name of Mobile Clinic Point

Value	Label	Cases	Percentage
77	Nqayizivele Tea Room	0	
78	Area next to Value logde	0	
79	Jerusalema Church	0	
80	Vulamehlo Store	0	
81	Area Next toMlamuli Primary	0	
82	KwaBhekozayo store	0	
83	Ndlovu Village Gate	0	
84	KwaMkhonza	0	
85	Ezitolo	0	
86	KwaNtshakala(Lucky Store)	0	
87	Enkatha Esihlahleni	0	
88	Ephola Park	0	
89	Langelihle Pre-School/Creche	0	
90	Ninela Store	0	
91	Sibonokuhle Creche KwaMabika	0	
92	KwaBhekwayinkosi Tuck Shop	0	
93	Enkodibe sportsgrounds	0	
94	Nkombose High School	0	
95	Nkombose sportsground	0	
96	Esolethu sportsground	0	
97	Sikothini Primary	0	
98	Khumbulani temple	0	
99	KwaKhanyile Store	0	
100	Mahujini Store	0	
101	Zulu Vuka	0	
102	Majonijoni	0	
103	KwaMkhize Store	0	
104	Gunjaneni Primary	0	
105	Kwazulu Store	0	
106	Next to KwaMthethwa Homestead	0	
107	Ephayindini	0	
108	Bhekamandla hall	0	
109	Ndonga Sportsground	0	
110	Shop next to Bathathe Primary	0	
111	Barcelona	0	
112	Open space zikhali Makert	0	
113	Two four joe sportsground	0	
114	Nkunzani sportsground next to Isipho General Dealer	0	
Sysmiss		11825	

Warning: these figures indicate the number of cases found in the data file. They cannot be interpreted as summary statistics of the population of interest.

pv_verify_partic: By reviewing the Personal information, please verify that this is the correct pa

Information	[Type= discrete] [Format=numeric] [Range= 1-3] [Missing=*]
Statistics [NW/ W]	[Valid=6740 /-] [Invalid=5085 /-]

File : AHRI.LAPIS.ESource.Clinical.Management.2026.v1

pv_verify_partic: By reviewing the Personal information, please verify that this is the correct pa

Value	Label	Cases	Percentage
1	Yes - this is the correct participant	6739	100.0%
2	No - this is not the correct participant	0	
3	Yes - correct person - details have changed	1	0.0%
Sysmiss		5085	

Warning: these figures indicate the number of cases found in the data file. They cannot be interpreted as summary statistics of the population of interest.

pv_visit: For what Study Visit is the participant returning?

Information [Type= discrete] [Format=numeric] [Range= 0-125] [Missing=*]

Statistics [NW/ W] [Valid=6651 /-] [Invalid=5174 /-]

Value	Label	Cases	Percentage
0	Initial Visit	1788	26.9%
1	Month 1	620	9.3%
2	Month 2	180	2.7%
3	Month 3	354	5.3%
4	Month 4	279	4.2%
5	Month 5	244	3.7%
6	Month 6	271	4.1%
7	Month 7	249	3.7%
8	Month 8	211	3.2%
9	Month 9	275	4.1%
10	Month 10	261	3.9%
11	Month 11	266	4.0%
12	Month 12	245	3.7%
13	Month 13	179	2.7%
14	Month 14	238	3.6%
15	Month 15	217	3.3%
16	Month 16	183	2.8%
17	Month 17	130	2.0%
18	Month 18	88	1.3%
19	Month 19	73	1.1%
20	Month 20	44	0.7%
21	Month 21	25	0.4%
22	Month 22	8	0.1%
23	Month 23	3	0.0%
24	Month 24	1	0.0%
25	CABLA Initiation Visit	149	2.2%
26	Month 26	0	
27	Month 27	0	
28	Month 28	0	
29	Month 29	0	
30	Month 30	0	
31	Month 31	0	
32	Month 32	0	

File : AHRI.LAPIS.ESource.Clinical.Management.2026.v1

pv_visit: For what Study Visit is the participant returning?

Value	Label	Cases	Percentage
33	Month 33	0	
34	Month 34	0	
35	Month 35	0	
36	Month 36	0	
37	Month 37	0	
38	Month 38	0	
39	Month 39	0	
40	Month 40	0	
89	Endline	0	
90	Repeat Follow Up on Other Services	4	0.1%
91	Restarting PrEP - Month 1	1	0.0%
99	Unscheduled	65	1.0%
125	Month 25	0	
Sysmiss		5174	

Warning: these figures indicate the number of cases found in the data file. They cannot be interpreted as summary statistics of the population of interest.

pv_visit_date: Visit Date

Information	[Type= discrete] [Format=character] [Missing=*]
Statistics [NW/ W]	[Valid=6653 /-]

pv_calc_age: Participant's age Calculated from Date of Birth and Visit Date

Information	[Type= discrete] [Format=character] [Missing=*]
Statistics [NW/ W]	[Valid=6653 /-] [Invalid=0 /-]

pv_num_months: Number of months since last visit

Information	[Type= discrete] [Format=character] [Missing=*]
Statistics [NW/ W]	[Valid=6653 /-] [Invalid=0 /-]

pv_calc_version: Calculated Consent version

Information	[Type= discrete] [Format=character] [Missing=*]
Statistics [NW/ W]	[Valid=9257 /-] [Invalid=0 /-]

pp_provided_form: Has a blank copy of the Participant Information Sheet been provided to the parti

Information	[Type= discrete] [Format=numeric] [Range= 1-2] [Missing=*]
Statistics [NW/ W]	[Valid=1823 /-] [Invalid=10002 /-]

Value	Label	Cases	Percentage
1	Yes	1482	81.3%
2	No	341	18.7%
Sysmiss		10002	

Warning: these figures indicate the number of cases found in the data file. They cannot be interpreted as summary statistics of the population of interest.

pp_date_provided: Date/time the copy was given.

Information	[Type= discrete] [Format=character] [Missing=*]
Statistics [NW/ W]	[Valid=1482 /-]

File : AHRI.LAPIS.ESource.Clinical.Management.2026.v1

pp_review_icfs: Will the Participant Informed Sheets be discussed with the participant?

Information [Type= discrete] [Format=numeric] [Range= 1-2] [Missing=*]

Statistics [NW/ W] [Valid=1791 /-] [Invalid=10034 /-]

Value	Label	Cases	Percentage
1	Yes	792	44.2%
2	No	999	55.8%
Sysmiss		10034	

Warning: these figures indicate the number of cases found in the data file. They cannot be interpreted as summary statistics of the population of interest.

pp_review_lapis: Was the Participant Information sheet discussed with the participant for: LAPIS

Information [Type= discrete] [Format=numeric] [Range= 1-2] [Missing=*]

Statistics [NW/ W] [Valid=617 /-] [Invalid=11208 /-]

Value	Label	Cases	Percentage
1	Yes	515	83.5%
2	No	102	16.5%
Sysmiss		11208	

Warning: these figures indicate the number of cases found in the data file. They cannot be interpreted as summary statistics of the population of interest.

pp_review_lapis_starttime: Discussion Start time for: LAPIS Informed Consent

Information [Type= discrete] [Format=character] [Missing=*]

Statistics [NW/ W] [Valid=516 /-]

pp_review_lapis_stoptime: Discussion Stop time for LAPIS Informed Consent

Information [Type= discrete] [Format=character] [Missing=*]

Statistics [NW/ W] [Valid=516 /-]

pp_review_link: Was the Participant Information sheet discussed with the participant for: Inform

Information [Type= discrete] [Format=numeric] [Range= 1-2] [Missing=*]

Statistics [NW/ W] [Valid=618 /-] [Invalid=11207 /-]

Value	Label	Cases	Percentage
1	Yes	512	82.8%
2	No	106	17.2%
Sysmiss		11207	

Warning: these figures indicate the number of cases found in the data file. They cannot be interpreted as summary statistics of the population of interest.

pp_review_link_starttime: Discussion Start time for: Informed Consent to link to the population-based stud

Information [Type= discrete] [Format=character] [Missing=*]

Statistics [NW/ W] [Valid=512 /-]

pp_review_link_stoptime: Discussion Stop time for: Informed Consent to link to the population-based study

Information [Type= discrete] [Format=character] [Missing=*]

Statistics [NW/ W] [Valid=512 /-]

pp_review_hivtst: Was the Participant Information sheet discussed with the participant for: Inform

Information [Type= discrete] [Format=numeric] [Range= 1-2] [Missing=*]

Statistics [NW/ W] [Valid=618 /-] [Invalid=11207 /-]

File : AHRI.LAPIS.ESource.Clinical.Management.2026.v1

pp_review_hivtst: Was the Participant Information sheet discussed with the participant for: Inform

Value	Label	Cases	Percentage
1	Yes	511	82.7%
2	No	107	17.3%
Sysmiss		11207	

Warning: these figures indicate the number of cases found in the data file. They cannot be interpreted as summary statistics of the population of interest.

pp_review_hivtst_starttime: Discussion Start time for: Informed Consent For HIV Test

Information	[Type= discrete] [Format=character] [Missing=*]
Statistics [NW/ W]	[Valid=511 /-]

pp_review_hivtst_stoptime: Discussion Stop time for: Informed Consent For HIV Test

Information	[Type= discrete] [Format=character] [Missing=*]
Statistics [NW/ W]	[Valid=511 /-]

pp_review_consol: Was the Participant Information sheet discussed with the participant for: LAPIS

Information	[Type= discrete] [Format=numeric] [Range= 1-2] [Missing=*]
Statistics [NW/ W]	[Valid=157 /-] [Invalid=11668 /-]

Value	Label	Cases	Percentage
1	Yes	94	59.9%
2	No	63	40.1%
Sysmiss		11668	

Warning: these figures indicate the number of cases found in the data file. They cannot be interpreted as summary statistics of the population of interest.

pp_review_consol_starttime: Discussion Start time for: Consolidated LAPIS Informed Consent

Information	[Type= discrete] [Format=character] [Missing=*]
Statistics [NW/ W]	[Valid=94 /-]

pp_review_consol_stoptime: Discussion Stop time for: Consolidated LAPIS Informed Consent

Information	[Type= discrete] [Format=character] [Missing=*]
Statistics [NW/ W]	[Valid=94 /-]

ls_form_date: Date form was completed

Information	[Type= discrete] [Format=character] [Missing=*]
Statistics [NW/ W]	[Valid=6649 /-]

ls_clinic_attended: Did the participant attend the clinic for this visit ([event-label])?

Information	[Type= discrete] [Format=numeric] [Range= 1-2] [Missing=*]
Statistics [NW/ W]	[Valid=6733 /-] [Invalid=5092 /-]

Value	Label	Cases	Percentage
1	Yes	6727	99.9%
2	No	6	0.1%
Sysmiss		5092	

Warning: these figures indicate the number of cases found in the data file. They cannot be interpreted as summary statistics of the population of interest.

ls_services_requested_1: What are the main reasons for visiting the Clinic, which services did the partic

Information	[Type= discrete] [Format=numeric] [Range= 1-96] [Missing=*]
Statistics [NW/ W]	[Valid=4223 /-] [Invalid=7602 /-]

File : AHRI.LAPIS.ESource.Clinical.Management.2026.v1

Is_services_requested_1: What are the main reasons for visiting the Clinic, which services did the partic

Value	Label	Cases	Percentage
1	PrEP	4223	100.0%
2	Pregnancy Test / Contraception	0	
3	HIV Testing	0	
4	ART	0	
5	STI Screening / Treatment	0	
6	Additional Specimen Collection	0	
7	Initiate Injectable PrEP - CABLA	0	
96	Other	0	
Sysmiss		7602	

Warning: these figures indicate the number of cases found in the data file. They cannot be interpreted as summary statistics of the population of interest.

Is_services_requested_2: What are the main reasons for visiting the Clinic, which services did the partic

Value	Label	Cases	Percentage
1	PrEP	0	
2	Pregnancy Test / Contraception	3742	100.0%
3	HIV Testing	0	
4	ART	0	
5	STI Screening / Treatment	0	
6	Additional Specimen Collection	0	
7	Initiate Injectable PrEP - CABLA	0	
96	Other	0	
Sysmiss		8083	

Warning: these figures indicate the number of cases found in the data file. They cannot be interpreted as summary statistics of the population of interest.

Is_services_requested_3: What are the main reasons for visiting the Clinic, which services did the partic

Value	Label	Cases	Percentage
1	PrEP	0	
2	Pregnancy Test / Contraception	0	
3	HIV Testing	6426	100.0%
4	ART	0	
5	STI Screening / Treatment	0	
6	Additional Specimen Collection	0	
7	Initiate Injectable PrEP - CABLA	0	
96	Other	0	
Sysmiss		5399	

Warning: these figures indicate the number of cases found in the data file. They cannot be interpreted as summary statistics of the population of interest.

Is_services_requested_4: What are the main reasons for visiting the Clinic, which services did the partic

Value	Label	Cases	Percentage
1	PrEP	0	
2	Pregnancy Test / Contraception	0	
3	HIV Testing	6426	100.0%
4	ART	0	
5	STI Screening / Treatment	0	
6	Additional Specimen Collection	0	
7	Initiate Injectable PrEP - CABLA	0	
96	Other	0	
Sysmiss		5399	

Warning: these figures indicate the number of cases found in the data file. They cannot be interpreted as summary statistics of the population of interest.

File : AHRI.LAPIS.ESource.Clinical.Management.2026.v1

Is_services_requested_4: What are the main reasons for visiting the Clinic, which services did the partic

Value	Label	Cases	Percentage
1	PrEP	0	
2	Pregnancy Test / Contraception	0	
3	HIV Testing	0	
4	ART	23	100.0%
5	STI Screening / Treatment	0	
6	Additional Specimen Collection	0	
7	Initiate Injectable PrEP - CABLA	0	
96	Other	0	
Sysmiss		11802	

Warning: these figures indicate the number of cases found in the data file. They cannot be interpreted as summary statistics of the population of interest.

Is_services_requested_5: What are the main reasons for visiting the Clinic, which services did the partic

Information	[Type= discrete] [Format=numeric] [Range= 1-96] [Missing=*]
Statistics [NW/ W]	[Valid=4528 /-] [Invalid=7297 /-]

Value	Label	Cases	Percentage
1	PrEP	0	
2	Pregnancy Test / Contraception	0	
3	HIV Testing	0	
4	ART	0	
5	STI Screening / Treatment	4528	100.0%
6	Additional Specimen Collection	0	
7	Initiate Injectable PrEP - CABLA	0	
96	Other	0	
Sysmiss		7297	

Warning: these figures indicate the number of cases found in the data file. They cannot be interpreted as summary statistics of the population of interest.

Is_services_requested_6: What are the main reasons for visiting the Clinic, which services did the partic

Information	[Type= discrete] [Format=numeric] [Range= 1-96] [Missing=*]
Statistics [NW/ W]	[Valid=180 /-] [Invalid=11645 /-]

Value	Label	Cases	Percentage
1	PrEP	0	
2	Pregnancy Test / Contraception	0	
3	HIV Testing	0	
4	ART	0	
5	STI Screening / Treatment	0	
6	Additional Specimen Collection	180	100.0%
7	Initiate Injectable PrEP - CABLA	0	
96	Other	0	
Sysmiss		11645	

Warning: these figures indicate the number of cases found in the data file. They cannot be interpreted as summary statistics of the population of interest.

Is_services_requested_7: What are the main reasons for visiting the Clinic, which services did the partic

Information	[Type= discrete] [Format=numeric] [Range= 1-96] [Missing=*]
Statistics [NW/ W]	[Valid=1127 /-] [Invalid=10698 /-]

File : AHRI.LAPIS.ESource.Clinical.Management.2026.v1

ls_services_requested_7: What are the main reasons for visiting the Clinic, which services did the partic

Value	Label	Cases	Percentage
1	PrEP	0	
2	Pregnancy Test / Contraception	0	
3	HIV Testing	0	
4	ART	0	
5	STI Screening / Treatment	0	
6	Additional Specimen Collection	0	
7	Initiate Injectable PrEP - CABLA	1127	100.0%
96	Other	0	
Sysmiss		10698	

Warning: these figures indicate the number of cases found in the data file. They cannot be interpreted as summary statistics of the population of interest.

ls_services_requested_96: What are the main reasons for visiting the Clinic, which services did the partic

Value	Label	Cases	Percentage
1	PrEP	0	
2	Pregnancy Test / Contraception	0	
3	HIV Testing	0	
4	ART	0	
5	STI Screening / Treatment	0	
6	Additional Specimen Collection	0	
7	Initiate Injectable PrEP - CABLA	0	
96	Other	67	100.0%
Sysmiss		11758	

Warning: these figures indicate the number of cases found in the data file. They cannot be interpreted as summary statistics of the population of interest.

ls_services_req_osp: Please specify the other service that the participant requested:

Information	[Type= discrete] [Format=character] [Missing=*]
Statistics [NW/ W]	[Valid=67 /-] [Invalid=0 /-]

ls_medium_health_need_ref: Is the participant a medium health need referral from the Peer Navigator project

Value	Label	Cases	Percentage
1	Yes	488	7.3%
2	No	6155	92.7%
Sysmiss		5182	

Warning: these figures indicate the number of cases found in the data file. They cannot be interpreted as summary statistics of the population of interest.

ls_from_safer_choices: Is the participant from the Safer Choices program?

Value	Label	Cases	Percentage
1	Yes	1	0.0%

File : AHRI.LAPIS.ESource.Clinical.Management.2026.v1

ls_safer_choices: Is the participant from the Safer Choices program?

Value	Label	Cases	Percentage
2	No	6107	100.0%
Sysmiss		5717	

Warning: these figures indicate the number of cases found in the data file. They cannot be interpreted as summary statistics of the population of interest.

ls_safer_choices_school: Grade of learner

Information [Type= discrete] [Format=numeric] [Range= 1-6] [Missing=*]

Statistics [NW/ W] [Valid=1 /-] [Invalid=11824 /-]

Value	Label	Cases	Percentage
1	Mgwazeni	0	
2	Nkodibe	1	100.0%
3	Madwaleni	0	
4	Nkosana	0	
5	KwaGxaba	0	
6	Gilonki	0	
Sysmiss		11824	

Warning: these figures indicate the number of cases found in the data file. They cannot be interpreted as summary statistics of the population of interest.

ls_safer_choices_grade: From which school is the participant?

Information [Type= discrete] [Format=numeric] [Range= 1-3] [Missing=*]

Statistics [NW/ W] [Valid=1 /-] [Invalid=11824 /-]

Value	Label	Cases	Percentage
1	Grade 9	0	
2	Grade 10	0	
3	Grade 11	1	100.0%
Sysmiss		11824	

Warning: these figures indicate the number of cases found in the data file. They cannot be interpreted as summary statistics of the population of interest.

ls_from_mobile_men: Is the participant from the Mobile Men project?

Information [Type= discrete] [Format=numeric] [Range= 1-2] [Missing=*]

Statistics [NW/ W] [Valid=6108 /-] [Invalid=5717 /-]

Value	Label	Cases	Percentage
1	Yes	4	0.1%
2	No	6104	99.9%
Sysmiss		5717	

Warning: these figures indicate the number of cases found in the data file. They cannot be interpreted as summary statistics of the population of interest.

ac_assess_done: Was the participant's capability to consent assessed at this visit?

Information [Type= discrete] [Format=numeric] [Range= 1-2] [Missing=*]

Statistics [NW/ W] [Valid=1823 /-] [Invalid=10002 /-]

Value	Label	Cases	Percentage
1	Yes	1823	100.0%
2	No	0	
Sysmiss		10002	

Warning: these figures indicate the number of cases found in the data file. They cannot be interpreted as summary statistics of the population of interest.

# ac_interview_datetime: Date/Time - Assessment of Capacity			
Information	[Type= discrete] [Format=character] [Missing=*]		
Statistics [NW/ W]	[Valid=1823 /-]		
# ac_assess_step1: HAPPY with Step 1?			
Information	[Type= discrete] [Format=numeric] [Range= 1-2] [Missing=*]		
Statistics [NW/ W]	[Valid=1823 /-] [Invalid=10002 /-]		
Value	Label	Cases	Percentage
1	Yes	1823	100.0%
2	No	0	
Sysmiss		10002	
<i>Warning: these figures indicate the number of cases found in the data file. They cannot be interpreted as summary statistics of the population of interest.</i>			
# ac_assess_step2: HAPPY with Step 2?			
Information	[Type= discrete] [Format=numeric] [Range= 1-2] [Missing=*]		
Statistics [NW/ W]	[Valid=0 /-] [Invalid=11825 /-]		
Value	Label	Cases	Percentage
1	Yes	0	
2	No	0	
Sysmiss		11825	
<i>Warning: these figures indicate the number of cases found in the data file. They cannot be interpreted as summary statistics of the population of interest.</i>			
# ac_assess_step3: HAPPY with Step 3?			
Information	[Type= discrete] [Format=numeric] [Range= 1-2] [Missing=*]		
Statistics [NW/ W]	[Valid=0 /-] [Invalid=11825 /-]		
Value	Label	Cases	Percentage
1	Yes	0	
2	No	0	
Sysmiss		11825	
<i>Warning: these figures indicate the number of cases found in the data file. They cannot be interpreted as summary statistics of the population of interest.</i>			
# ac_assess_result: Is this individual capable to participate?			
Information	[Type= discrete] [Format=numeric] [Range= 1-2] [Missing=*]		
Statistics [NW/ W]	[Valid=1823 /-] [Invalid=10002 /-]		
Value	Label	Cases	Percentage
1	Yes	1823	100.0%
2	No	0	
Sysmiss		10002	
<i>Warning: these figures indicate the number of cases found in the data file. They cannot be interpreted as summary statistics of the population of interest.</i>			
# ic_indv_starttime: Informed Consent for - Start Time			
Information	[Type= discrete] [Format=character] [Missing=*]		
Statistics [NW/ W]	[Valid=1404 /-]		
# ic_indv_language: What is the participant's preferred language for completing the informed consent			
Information	[Type= discrete] [Format=numeric] [Range= 1-2] [Missing=*]		
Statistics [NW/ W]	[Valid=1393 /-] [Invalid=10432 /-]		
Value	Label	Cases	Percentage
1	English	2	0.1%

# ic_indv_language: What is the participant's preferred language for completing the informed consent			
Value	Label	Cases	Percentage
2	isiZulu	1391	99.9%
Sysmiss		10432	
<i>Warning: these figures indicate the number of cases found in the data file. They cannot be interpreted as summary statistics of the population of interest.</i>			
# au_date_assessed: Date of assessment			
Information	[Type= discrete] [Format=character] [Missing=*]		
Statistics [NW/ W]	[Valid=1404 /-]		
# au_ases_understanding: Assessed - understanding of the purpose of the study.			
Information	[Type= discrete] [Format=numeric] [Range= 1-2] [Missing=*]		
Statistics [NW/ W]	[Valid=1404 /-] [Invalid=10421 /-]		
Value	Label	Cases	Percentage
1	Yes	1404	100.0%
2	No	0	
Sysmiss		10421	
<i>Warning: these figures indicate the number of cases found in the data file. They cannot be interpreted as summary statistics of the population of interest.</i>			
# au_score_understanding: Score- understanding of the purpose of the study.			
Information	[Type= discrete] [Format=numeric] [Range= 1-96] [Missing=*]		
Statistics [NW/ W]	[Valid=1404 /-] [Invalid=10421 /-]		
Value	Label	Cases	Percentage
1	A - Answered correctly on first try	1308	93.2%
2	B - Could not answer at first but answered correctly with probing	93	6.6%
3	C - Answered incorrectly at first but answered correctly after discussion	3	0.2%
4	D - Not able to answer correctly at this time	0	
96	E - Other (describe)	0	
Sysmiss		10421	
<i>Warning: these figures indicate the number of cases found in the data file. They cannot be interpreted as summary statistics of the population of interest.</i>			
# au_ases_choices: Assessed - understanding the choices you have as a participant			
Information	[Type= discrete] [Format=numeric] [Range= 1-2] [Missing=*]		
Statistics [NW/ W]	[Valid=1404 /-] [Invalid=10421 /-]		
Value	Label	Cases	Percentage
1	Yes	1404	100.0%
2	No	0	
Sysmiss		10421	
<i>Warning: these figures indicate the number of cases found in the data file. They cannot be interpreted as summary statistics of the population of interest.</i>			
# au_score_choices: Assessed - understanding the choices you have as a participant			
Information	[Type= discrete] [Format=numeric] [Range= 1-96] [Missing=*]		
Statistics [NW/ W]	[Valid=1404 /-] [Invalid=10421 /-]		
Value	Label	Cases	Percentage
1	A - Answered correctly on first try	1298	92.5%
2	B - Could not answer at first but answered correctly with probing	102	7.3%
3	C - Answered incorrectly at first but answered correctly after discussion	3	0.2%

# au_score_choices: Assessed - understanding the choices you have as a participant			
Value	Label	Cases	Percentage
4	D - Not able to answer correctly at this time	0	
96	E - Other (describe)	1	0.1%
Sysmiss		10421	
<i>Warning: these figures indicate the number of cases found in the data file. They cannot be interpreted as summary statistics of the population of interest.</i>			
# au_ases_who_in_study: Assessed - understanding who will take part in this study			
Information	[Type= discrete] [Format=numeric] [Range= 1-2] [Missing=*]		
Statistics [NW/ W]	[Valid=1404 /-] [Invalid=10421 /-]		
Value	Label	Cases	Percentage
1	Yes	1404	100.0%
2	No	0	
Sysmiss		10421	
<i>Warning: these figures indicate the number of cases found in the data file. They cannot be interpreted as summary statistics of the population of interest.</i>			
# au_score_who_in_study: Score - understanding who will take part in this study			
Information	[Type= discrete] [Format=numeric] [Range= 1-96] [Missing=*]		
Statistics [NW/ W]	[Valid=1404 /-] [Invalid=10421 /-]		
Value	Label	Cases	Percentage
1	A - Answered correctly on first try	1282	91.3%
2	B - Could not answer at first but answered correctly with probing	121	8.6%
3	C - Answered incorrectly at first but answered correctly after discussion	1	0.1%
4	D - Not able to answer correctly at this time	0	
96	E - Other (describe)	0	
Sysmiss		10421	
<i>Warning: these figures indicate the number of cases found in the data file. They cannot be interpreted as summary statistics of the population of interest.</i>			
# au_ases_other_non_med: Assessed - understanding besides taking the medications / injections / using the			
Information	[Type= discrete] [Format=numeric] [Range= 1-2] [Missing=*]		
Statistics [NW/ W]	[Valid=1404 /-] [Invalid=10421 /-]		
Value	Label	Cases	Percentage
1	Yes	1404	100.0%
2	No	0	
Sysmiss		10421	
<i>Warning: these figures indicate the number of cases found in the data file. They cannot be interpreted as summary statistics of the population of interest.</i>			
# au_score_other_non_med: Score - understanding besides taking the medications / injections / using the ri			
Information	[Type= discrete] [Format=numeric] [Range= 1-96] [Missing=*]		
Statistics [NW/ W]	[Valid=1404 /-] [Invalid=10421 /-]		
Value	Label	Cases	Percentage
1	A - Answered correctly on first try	1234	87.9%
2	B - Could not answer at first but answered correctly with probing	168	12.0%
3	C - Answered incorrectly at first but answered correctly after discussion	1	0.1%
4	D - Not able to answer correctly at this time	1	0.1%
96	E - Other (describe)	0	
Sysmiss		10421	

# au_score_other_non_med: Score - understanding besides taking the medications / injections / using the ri			
<i>Warning: these figures indicate the number of cases found in the data file. They cannot be interpreted as summary statistics of the population of interest.</i>			
# au_ases_possible_risks: Assessed - understanding possible risks of being a participant in the study			
Information		[Type= discrete] [Format=numeric] [Range= 1-2] [Missing=*]	
Statistics [NW/ W]		[Valid=1404 /-] [Invalid=10421 /-]	
Value	Label	Cases	Percentage
1	Yes	1404	100.0%
2	No	0	
Sysmiss		10421	
<i>Warning: these figures indicate the number of cases found in the data file. They cannot be interpreted as summary statistics of the population of interest.</i>			
# au_score_possible_risks: Score - understanding possible risks of being a participant in the study			
Information		[Type= discrete] [Format=numeric] [Range= 1-96] [Missing=*]	
Statistics [NW/ W]		[Valid=1404 /-] [Invalid=10421 /-]	
Value	Label	Cases	Percentage
1	A - Answered correctly on first try	1297	92.4%
2	B - Could not answer at first but answered correctly with probing	105	7.5%
3	C - Answered incorrectly at first but answered correctly after discussion	2	0.1%
4	D - Not able to answer correctly at this time	0	
96	E - Other (describe)	0	
Sysmiss		10421	
<i>Warning: these figures indicate the number of cases found in the data file. They cannot be interpreted as summary statistics of the population of interest.</i>			
# au_ases_possible_benefit: Assessed - understanding possible benefits for participants in the study?			
Information		[Type= discrete] [Format=numeric] [Range= 1-2] [Missing=*]	
Statistics [NW/ W]		[Valid=1403 /-] [Invalid=10422 /-]	
Value	Label	Cases	Percentage
1	Yes	1403	100.0%
2	No	0	
Sysmiss		10422	
<i>Warning: these figures indicate the number of cases found in the data file. They cannot be interpreted as summary statistics of the population of interest.</i>			
# au_score_possible_benefit: Score - understanding possible benefits for participants in the study?			
Information		[Type= discrete] [Format=numeric] [Range= 1-96] [Missing=*]	
Statistics [NW/ W]		[Valid=1403 /-] [Invalid=10422 /-]	
Value	Label	Cases	Percentage
1	A - Answered correctly on first try	1256	89.5%
2	B - Could not answer at first but answered correctly with probing	144	10.3%
3	C - Answered incorrectly at first but answered correctly after discussion	3	0.2%
4	D - Not able to answer correctly at this time	0	
96	E - Other (describe)	0	
Sysmiss		10422	
<i>Warning: these figures indicate the number of cases found in the data file. They cannot be interpreted as summary statistics of the population of interest.</i>			
# au_ases_pregn_med_info: Assessed - understanding what happens if you become pregnant during the study:Pa			
Information		[Type= discrete] [Format=numeric] [Range= 1-2] [Missing=*]	
Statistics [NW/ W]		[Valid=1403 /-] [Invalid=10422 /-]	

au_ases_pregn_med_info: Assessed - understanding what happens if you become pregnant during the study:Pa

Value	Label	Cases	Percentage
1	Yes	1394	99.4%
2	No	9	0.6%
Sysmiss		10422	

Warning: these figures indicate the number of cases found in the data file. They cannot be interpreted as summary statistics of the population of interest.

au_ases_pregn_stay_study: Assessed - understanding what happens if you become pregnant during the study:Pa

Information	[Type= discrete] [Format=numeric] [Range= 1-2] [Missing=*]
Statistics [NW/ W]	[Valid=1403 /-] [Invalid=10422 /-]

Value	Label	Cases	Percentage
1	Yes	1393	99.3%
2	No	10	0.7%
Sysmiss		10422	

Warning: these figures indicate the number of cases found in the data file. They cannot be interpreted as summary statistics of the population of interest.

au_score_become_pregnant: Score- understanding what happens if you become pregnant during the study

Information	[Type= discrete] [Format=numeric] [Range= 1-96] [Missing=*]
Statistics [NW/ W]	[Valid=1394 /-] [Invalid=10431 /-]

Value	Label	Cases	Percentage
1	A - Answered correctly on first try	1235	88.6%
2	B - Could not answer at first but answered correctly with probing	155	11.1%
3	C - Answered incorrectly at first but answered correctly after discussion	4	0.3%
4	D - Not able to answer correctly at this time	0	
96	E - Other (describe)	0	
Sysmiss		10431	

Warning: these figures indicate the number of cases found in the data file. They cannot be interpreted as summary statistics of the population of interest.

au_ases_direct_questions: Assessed - understanding what should participants do if they have questions or c

Information	[Type= discrete] [Format=numeric] [Range= 1-2] [Missing=*]
Statistics [NW/ W]	[Valid=1403 /-] [Invalid=10422 /-]

Value	Label	Cases	Percentage
1	Yes	1403	100.0%
2	No	0	
Sysmiss		10422	

Warning: these figures indicate the number of cases found in the data file. They cannot be interpreted as summary statistics of the population of interest.

au_score_direct_questions: Score - understanding what should participants do if they have questions or conc

Information	[Type= discrete] [Format=numeric] [Range= 1-96] [Missing=*]
Statistics [NW/ W]	[Valid=1403 /-] [Invalid=10422 /-]

Value	Label	Cases	Percentage
1	A - Answered correctly on first try	1300	92.7%
2	B - Could not answer at first but answered correctly with probing	101	7.2%
3	C - Answered incorrectly at first but answered correctly after discussion	2	0.1%
4	D - Not able to answer correctly at this time	0	
96	E - Other (describe)	0	
Sysmiss		10422	

# au_score_direct_questions: Score - understanding what should participants do if they have questions or conc			
<i>Warning: these figures indicate the number of cases found in the data file. They cannot be interpreted as summary statistics of the population of interest.</i>			
# au_ases_join_stop_study: Assessed - understanding what will happen if a participant decides not to join t			
Information		[Type= discrete] [Format=numeric] [Range= 1-2] [Missing=*]	
Statistics [NW/ W]		[Valid=1403 /-] [Invalid=10422 /-]	
Value	Label	Cases	Percentage
1	Yes	1403	100.0%
2	No	0	
Sysmiss		10422	
<i>Warning: these figures indicate the number of cases found in the data file. They cannot be interpreted as summary statistics of the population of interest.</i>			
# au_ases_continue_services: Assessed - understanding what will happen if a participant decides not to join t			
Information		[Type= discrete] [Format=numeric] [Range= 1-2] [Missing=*]	
Statistics [NW/ W]		[Valid=1403 /-] [Invalid=10422 /-]	
Value	Label	Cases	Percentage
1	Yes	1402	99.9%
2	No	1	0.1%
Sysmiss		10422	
<i>Warning: these figures indicate the number of cases found in the data file. They cannot be interpreted as summary statistics of the population of interest.</i>			
# au_score_stop_study: Score - understanding what will happen if a participant decides not to join the			
Information		[Type= discrete] [Format=numeric] [Range= 1-96] [Missing=*]	
Statistics [NW/ W]		[Valid=1403 /-] [Invalid=10422 /-]	
Value	Label	Cases	Percentage
1	A - Answered correctly on first try	1337	95.3%
2	B - Could not answer at first but answered correctly with probing	66	4.7%
3	C - Answered incorrectly at first but answered correctly after discussion	0	
4	D - Not able to answer correctly at this time	0	
96	E - Other (describe)	0	
Sysmiss		10422	
<i>Warning: these figures indicate the number of cases found in the data file. They cannot be interpreted as summary statistics of the population of interest.</i>			
# au_ases_info_locked_away: Assessed - understanding how will information about participants in the study be			
Information		[Type= discrete] [Format=numeric] [Range= 1-2] [Missing=*]	
Statistics [NW/ W]		[Valid=1403 /-] [Invalid=10422 /-]	
Value	Label	Cases	Percentage
1	Yes	1403	100.0%
2	No	0	
Sysmiss		10422	
<i>Warning: these figures indicate the number of cases found in the data file. They cannot be interpreted as summary statistics of the population of interest.</i>			
# au_ases_info_access_manage: Assessed - understanding how will information about participants in the study be			
Information		[Type= discrete] [Format=numeric] [Range= 1-2] [Missing=*]	
Statistics [NW/ W]		[Valid=1403 /-] [Invalid=10422 /-]	
Value	Label	Cases	Percentage
1	Yes	1402	99.9%
2	No	1	0.1%

# au_ases_info_access_manage: Assessed - understanding how will information about participants in the study be			
Value	Label	Cases	Percentage
Sysmiss		10422	
<i>Warning: these figures indicate the number of cases found in the data file. They cannot be interpreted as summary statistics of the population of interest.</i>			
# au_score_protect_info: Score- understanding how will information about participants in the study be pro			
Information	[Type= discrete] [Format=numeric] [Range= 1-96] [Missing=*]		
Statistics [NW/ W]	[Valid=1403 /-] [Invalid=10422 /-]		
Value	Label	Cases	Percentage
1	A - Answered correctly on first try	1286	91.7%
2	B - Could not answer at first but answered correctly with probing	111	7.9%
3	C - Answered incorrectly at first but answered correctly after discussion	4	0.3%
4	D - Not able to answer correctly at this time	2	0.1%
96	E - Other (describe)	0	
Sysmiss		10422	
<i>Warning: these figures indicate the number of cases found in the data file. They cannot be interpreted as summary statistics of the population of interest.</i>			
# au_outcome: Outcome			
Information	[Type= discrete] [Format=numeric] [Range= 1-96] [Missing=*]		
Statistics [NW/ W]	[Valid=1403 /-] [Invalid=10422 /-]		
Value	Label	Cases	Percentage
1	Demonstrated comprehension of all required points	1399	99.7%
2	Demonstrated comprehension of all required points	4	0.3%
3	Demonstrated comprehension of all required points	0	
4	Did not demonstrate comprehension of all required points (yet)	0	
5	Unable to demonstrate comprehension of all required points	0	
96	Other (specify)	0	
Sysmiss		10422	
<i>Warning: these figures indicate the number of cases found in the data file. They cannot be interpreted as summary statistics of the population of interest.</i>			
# ic_indv_age_verify: Has the volunteer's age been verified?			
Information	[Type= discrete] [Format=numeric] [Range= 1-2] [Missing=*]		
Statistics [NW/ W]	[Valid=1 /-] [Invalid=11824 /-]		
Value	Label	Cases	Percentage
1	Yes	1	100.0%
2	No	0	
Sysmiss		11824	
<i>Warning: these figures indicate the number of cases found in the data file. They cannot be interpreted as summary statistics of the population of interest.</i>			
# ic_indv_verified_how: If yes, indicate below how the participant's age has been verified?			
Information	[Type= discrete] [Format=numeric] [Range= 1-96] [Missing=*]		
Statistics [NW/ W]	[Valid=1 /-] [Invalid=11824 /-]		
Value	Label	Cases	Percentage
1	Birth Certificate	0	
2	Identification Document (ID)	1	100.0%
96	Other (specify)	0	
Sysmiss		11824	
<i>Warning: these figures indicate the number of cases found in the data file. They cannot be interpreted as summary statistics of the population of interest.</i>			

# ic_indv_who_consent: Who has provided consent for this volunteer to participate in this study?			
Information	[Type= discrete] [Format=numeric] [Range= 1-96] [Missing=*]		
Statistics [NW/ W]	[Valid=1 /-] [Invalid=11824 /-]		
Value	Label	Cases	Percentage
1	Parent	1	100.0%
2	Legal Guardian	0	
3	Care giver	0	
96	Other (specify)	0	
Sysmiss		11824	
<i>Warning: these figures indicate the number of cases found in the data file. They cannot be interpreted as summary statistics of the population of interest.</i>			
# ic_indv_child_dob_full: Please provide child's date of birth (full)			
Information	[Type= discrete] [Format=character] [Missing=*]		
Statistics [NW/ W]	[Valid=1 /-] [Invalid=0 /-]		
# ic_indv_child_dob_part: If full date of birth is not available, please complete the date of birth here			
Information	[Type= discrete] [Format=character] [Missing=*]		
Statistics [NW/ W]	[Valid=0 /-] [Invalid=0 /-]		
# ic_caregv_enough_info: You confirm that I have read and understood the Information Sheet for the above			
Information	[Type= discrete] [Format=numeric] [Range= 1-2] [Missing=*]		
Statistics [NW/ W]	[Valid=1 /-] [Invalid=11824 /-]		
Value	Label	Cases	Percentage
1	Yes	1	100.0%
2	No	0	
Sysmiss		11824	
<i>Warning: these figures indicate the number of cases found in the data file. They cannot be interpreted as summary statistics of the population of interest.</i>			
# ic_caregv_ask_questions: Have you been given an opportunity to ask questions about the study and been giv			
Information	[Type= discrete] [Format=numeric] [Range= 1-2] [Missing=*]		
Statistics [NW/ W]	[Valid=1 /-] [Invalid=11824 /-]		
Value	Label	Cases	Percentage
1	Yes	1	100.0%
2	No	0	
Sysmiss		11824	
<i>Warning: these figures indicate the number of cases found in the data file. They cannot be interpreted as summary statistics of the population of interest.</i>			
# ic_caregv_consent_voluntar: Do you understand that your participation is voluntary and that you (or your chi			
Information	[Type= discrete] [Format=numeric] [Range= 1-2] [Missing=*]		
Statistics [NW/ W]	[Valid=1 /-] [Invalid=11824 /-]		
Value	Label	Cases	Percentage
1	Yes	1	100.0%
2	No	0	
Sysmiss		11824	
<i>Warning: these figures indicate the number of cases found in the data file. They cannot be interpreted as summary statistics of the population of interest.</i>			
# ic_caregv_consent_study: Do you agree for your child/ward to take part in this study?			
Information	[Type= discrete] [Format=numeric] [Range= 1-2] [Missing=*]		
Statistics [NW/ W]	[Valid=1 /-] [Invalid=11824 /-]		

# ic_caregv_consent_study: Do you agree for your child/ward to take part in this study?			
Value	Label	Cases	Percentage
1	Yes	1	100.0%
2	No	0	
Sysmiss		11824	
<i>Warning: these figures indicate the number of cases found in the data file. They cannot be interpreted as summary statistics of the population of interest.</i>			
# ic_caregv_id_doc: Take a picture of the parent's ID document			
Information	[Type= discrete] [Format=character] [Missing=*]		
Statistics [NW/ W]	[Valid=1 /-] [Invalid=0 /-]		
# ic_caregv_literate: Is the parent / caregiver literate (able to read and write)?			
Information	[Type= discrete] [Format=numeric] [Range= 1-2] [Missing=*]		
Statistics [NW/ W]	[Valid=1 /-] [Invalid=11824 /-]		
Value	Label	Cases	Percentage
1	Yes	1	100.0%
2	No	0	
Sysmiss		11824	
<i>Warning: these figures indicate the number of cases found in the data file. They cannot be interpreted as summary statistics of the population of interest.</i>			
# ic_caregv_willing_witness: Is the illiterate parent / caregiver willing to have a witness present?			
Information	[Type= discrete] [Format=numeric] [Range= 1-2] [Missing=*]		
Statistics [NW/ W]	[Valid=0 /-] [Invalid=11825 /-]		
Value	Label	Cases	Percentage
1	Yes	0	
2	No	0	
Sysmiss		11825	
<i>Warning: these figures indicate the number of cases found in the data file. They cannot be interpreted as summary statistics of the population of interest.</i>			
# ic_indv_enough_info: Have you received enough information about the study?			
Information	[Type= discrete] [Format=numeric] [Range= 1-2] [Missing=*]		
Statistics [NW/ W]	[Valid=1403 /-] [Invalid=10422 /-]		
Value	Label	Cases	Percentage
1	Yes	1403	100.0%
2	No	0	
Sysmiss		10422	
<i>Warning: these figures indicate the number of cases found in the data file. They cannot be interpreted as summary statistics of the population of interest.</i>			
# ic_indv_ask_questions: Have you been given an opportunity to ask questions about the study and been giv			
Information	[Type= discrete] [Format=numeric] [Range= 1-2] [Missing=*]		
Statistics [NW/ W]	[Valid=1403 /-] [Invalid=10422 /-]		
Value	Label	Cases	Percentage
1	Yes	1403	100.0%
2	No	0	
Sysmiss		10422	
<i>Warning: these figures indicate the number of cases found in the data file. They cannot be interpreted as summary statistics of the population of interest.</i>			
# ic_indv_consent_study: Do you agree to take part in this study?			
Information	[Type= discrete] [Format=numeric] [Range= 1-2] [Missing=*]		

# ic_indv_consent_study: Do you agree to take part in this study?			
Statistics [NW/ W]		[Valid=1403 /-] [Invalid=10422 /-]	
Value	Label	Cases	Percentage
1	Yes	1403	100.0%
2	No	0	
Sysmiss		10422	
<i>Warning: these figures indicate the number of cases found in the data file. They cannot be interpreted as summary statistics of the population of interest.</i>			
# ic_indv_literate: Is the participant literate (able to read and write)?			
Information		[Type= discrete] [Format=numeric] [Range= 1-2] [Missing=*]	
Statistics [NW/ W]		[Valid=1403 /-] [Invalid=10422 /-]	
Value	Label	Cases	Percentage
1	Yes	1403	100.0%
2	No	0	
Sysmiss		10422	
<i>Warning: these figures indicate the number of cases found in the data file. They cannot be interpreted as summary statistics of the population of interest.</i>			
# ic_indv_willing_witness: Is the illiterate participant willing to have a witness present?			
Information		[Type= discrete] [Format=numeric] [Range= 1-2] [Missing=*]	
Statistics [NW/ W]		[Valid=0 /-] [Invalid=11825 /-]	
Value	Label	Cases	Percentage
1	Yes	0	
2	No	0	
Sysmiss		11825	
<i>Warning: these figures indicate the number of cases found in the data file. They cannot be interpreted as summary statistics of the population of interest.</i>			
# ic_indv_agree_contact: Do you agree to be contacted by phone in order to make appointments for follow u			
Information		[Type= discrete] [Format=numeric] [Range= 1-2] [Missing=*]	
Statistics [NW/ W]		[Valid=1403 /-] [Invalid=10422 /-]	
Value	Label	Cases	Percentage
1	Yes	1403	100.0%
2	No	0	
Sysmiss		10422	
<i>Warning: these figures indicate the number of cases found in the data file. They cannot be interpreted as summary statistics of the population of interest.</i>			

# ic_indv_stoptime: Informed Consent - Stop Time			
Information	[Type= discrete] [Format=character] [Missing=*]		
Statistics [NW/ W]	[Valid=1403 /-]		
# ic_calc_indv_consent: Calculate Individual Consent to Participate in the Study			
Information	[Type= discrete] [Format=character] [Missing=*]		
Statistics [NW/ W]	[Valid=1823 /-] [Invalid=0 /-]		
# ic_enrolled_cluster: Calculated - Enrolled Cluster			
Information	[Type= discrete] [Format=character] [Missing=*]		
Statistics [NW/ W]	[Valid=1403 /-] [Invalid=0 /-]		
# ic_enrolled_lapis_assign: LAPIS Randomization Assignment			
Information	[Type= discrete] [Format=character] [Missing=*]		
Statistics [NW/ W]	[Valid=1403 /-] [Invalid=0 /-]		
# ic_link_starttime: Informed consent for Linkage - Start time			
Information	[Type= discrete] [Format=character] [Missing=*]		
Statistics [NW/ W]	[Valid=1403 /-]		
# ic_link_language: What is the participant's preferred language for completing the informed consent			
Information	[Type= discrete] [Format=numeric] [Range= 2-99] [Missing=*]		
Statistics [NW/ W]	[Valid=1395 /-] [Invalid=10430 /-]		
Value	Label	Cases	Percentage
2	isiZulu	1395	100.0%
99	Blank	0	
Sysmiss		10430	
<i>Warning: these figures indicate the number of cases found in the data file. They cannot be interpreted as summary statistics of the population of interest.</i>			
# ic_link_personal_info: Consent to give personal identifying information?			
Information	[Type= discrete] [Format=numeric] [Range= 1-2] [Missing=*]		
Statistics [NW/ W]	[Valid=1403 /-] [Invalid=10422 /-]		
Value	Label	Cases	Percentage
1	Yes	1402	99.9%
2	No	1	0.1%
Sysmiss		10422	
<i>Warning: these figures indicate the number of cases found in the data file. They cannot be interpreted as summary statistics of the population of interest.</i>			
# ic_link_reason_attend: Consent to ask for reason for attendance?			
Information	[Type= discrete] [Format=numeric] [Range= 1-2] [Missing=*]		
Statistics [NW/ W]	[Valid=1403 /-] [Invalid=10422 /-]		
Value	Label	Cases	Percentage
1	Yes	1403	100.0%
2	No	0	
Sysmiss		10422	
<i>Warning: these figures indicate the number of cases found in the data file. They cannot be interpreted as summary statistics of the population of interest.</i>			
# ic_link_past_info: Consent to link to population-based study information that you have given in the			
Information	[Type= discrete] [Format=numeric] [Range= 1-2] [Missing=*]		
Statistics [NW/ W]	[Valid=1403 /-] [Invalid=10422 /-]		

# ic_link_past_info: Consent to link to population-based study information that you have given in the			
Value	Label	Cases	Percentage
1	Yes	1401	99.9%
2	No	2	0.1%
Sysmiss		10422	
<i>Warning: these figures indicate the number of cases found in the data file. They cannot be interpreted as summary statistics of the population of interest.</i>			
# ic_link_paper_consent: Was the informed consent conducted in paper? If so, please upload the file here.			
Information	[Type= discrete] [Format=character] [Missing=*]		
Statistics [NW/ W]	[Valid=0 /-] [Invalid=0 /-]		
# ic_link_literate: Is the participant literate (able to read and write)?			
Information	[Type= discrete] [Format=numeric] [Range= 1-2] [Missing=*]		
Statistics [NW/ W]	[Valid=1403 /-] [Invalid=10422 /-]		
Value	Label	Cases	Percentage
1	Yes	1402	99.9%
2	No	1	0.1%
Sysmiss		10422	
<i>Warning: these figures indicate the number of cases found in the data file. They cannot be interpreted as summary statistics of the population of interest.</i>			
# ic_link_willing_witness: Is the illiterate participant willing to have a witness present?			
Information	[Type= discrete] [Format=numeric] [Range= 1-2] [Missing=*]		
Statistics [NW/ W]	[Valid=1 /-] [Invalid=11824 /-]		
Value	Label	Cases	Percentage
1	Yes	0	
2	No	1	100.0%
Sysmiss		11824	
<i>Warning: these figures indicate the number of cases found in the data file. They cannot be interpreted as summary statistics of the population of interest.</i>			
# ic_link_stoptime: Informed consent for Linkage - Stop time			
Information	[Type= discrete] [Format=character] [Missing=*]		
Statistics [NW/ W]	[Valid=1403 /-]		
# ic_hiv_request_to_test: Did the participant requested a HIV Rapid test?			
Information	[Type= discrete] [Format=numeric] [Range= 1-2] [Missing=*]		
Statistics [NW/ W]	[Valid=1403 /-] [Invalid=10422 /-]		
Value	Label	Cases	Percentage
1	Yes	1403	100.0%
2	No	0	
Sysmiss		10422	
<i>Warning: these figures indicate the number of cases found in the data file. They cannot be interpreted as summary statistics of the population of interest.</i>			
# ic_hiv_starttime: Informed consent for HIV Test - Start time			
Information	[Type= discrete] [Format=character] [Missing=*]		
Statistics [NW/ W]	[Valid=1403 /-]		
# ic_hiv_language: What is the participant's preferred language for completing the informed consent			
Information	[Type= discrete] [Format=numeric] [Range= 1-2] [Missing=*]		
Statistics [NW/ W]	[Valid=1392 /-] [Invalid=10433 /-]		

ic_hiv_language: What is the participant's preferred language for completing the informed consent

Value	Label	Cases	Percentage
1	English	2	0.1%
2	isiZulu	1390	99.9%
Sysmiss		10433	

Warning: these figures indicate the number of cases found in the data file. They cannot be interpreted as summary statistics of the population of interest.

ic_hiv_know_status: Consent to Rapid HIV test to know HIV status?

Information	[Type= discrete] [Format=numeric] [Range= 1-2] [Missing=*]
Statistics [NW/ W]	[Valid=1403 /-] [Invalid=10422 /-]

Value	Label	Cases	Percentage
1	Yes	1403	100.0%
2	No	0	
Sysmiss		10422	

Warning: these figures indicate the number of cases found in the data file. They cannot be interpreted as summary statistics of the population of interest.

ic_hiv_clinic_attend: Consent to record attendance at clinic

Information	[Type= discrete] [Format=numeric] [Range= 1-2] [Missing=*]
Statistics [NW/ W]	[Valid=1403 /-] [Invalid=10422 /-]

Value	Label	Cases	Percentage
1	Yes	1403	100.0%
2	No	0	
Sysmiss		10422	

Warning: these figures indicate the number of cases found in the data file. They cannot be interpreted as summary statistics of the population of interest.

ic_hiv_sms_contact: Consent to SMS contact (and choose message)

Information	[Type= discrete] [Format=numeric] [Range= 1-2] [Missing=*]
Statistics [NW/ W]	[Valid=1403 /-] [Invalid=10422 /-]

Value	Label	Cases	Percentage
1	Yes	1403	100.0%
2	No	0	
Sysmiss		10422	

Warning: these figures indicate the number of cases found in the data file. They cannot be interpreted as summary statistics of the population of interest.

ic_hiv_phone_contact: Consent to phone call

Information	[Type= discrete] [Format=numeric] [Range= 1-2] [Missing=*]
Statistics [NW/ W]	[Valid=1403 /-] [Invalid=10422 /-]

Value	Label	Cases	Percentage
1	Yes	1403	100.0%
2	No	0	
Sysmiss		10422	

Warning: these figures indicate the number of cases found in the data file. They cannot be interpreted as summary statistics of the population of interest.

ic_hiv_result_photo: Consent to have your HIV test result photographed

Information	[Type= discrete] [Format=numeric] [Range= 1-2] [Missing=*]
Statistics [NW/ W]	[Valid=1403 /-] [Invalid=10422 /-]

Value	Label	Cases	Percentage
1	Yes	1403	100.0%

# ic_hiv_result_photo: Consent to have your HIV test result photographed			
Value	Label	Cases	Percentage
2	No	0	
Sysmiss		10422	
<i>Warning: these figures indicate the number of cases found in the data file. They cannot be interpreted as summary statistics of the population of interest.</i>			
# ic_hiv_paper_consent: Was the informed consent conducted in paper? If so, please upload the file here.			
Information	[Type= discrete] [Format=character] [Missing=*]		
Statistics [NW/ W]	[Valid=0 /-] [Invalid=0 /-]		
# ic_hiv_literate: Is the participant literate (able to read and write)?			
Information	[Type= discrete] [Format=numeric] [Range= 1-2] [Missing=*]		
Statistics [NW/ W]	[Valid=1403 /-] [Invalid=10422 /-]		
Value	Label	Cases	Percentage
1	Yes	1402	99.9%
2	No	1	0.1%
Sysmiss		10422	
<i>Warning: these figures indicate the number of cases found in the data file. They cannot be interpreted as summary statistics of the population of interest.</i>			
# ic_hiv_willing_witness: Is the illiterate participant willing to have a witness present?			
Information	[Type= discrete] [Format=numeric] [Range= 1-2] [Missing=*]		
Statistics [NW/ W]	[Valid=1 /-] [Invalid=11824 /-]		
Value	Label	Cases	Percentage
1	Yes	0	
2	No	1	100.0%
Sysmiss		11824	
<i>Warning: these figures indicate the number of cases found in the data file. They cannot be interpreted as summary statistics of the population of interest.</i>			
# ic_hiv_stoptime: Informed consent for HIV Test - Stop time			
Information	[Type= discrete] [Format=character] [Missing=*]		
Statistics [NW/ W]	[Valid=1403 /-]		
# ic_calc_dur_end_consent: Calculate Duration till end of Consent			
Information	[Type= discrete] [Format=character] [Missing=*]		
Statistics [NW/ W]	[Valid=1403 /-] [Invalid=0 /-]		
# ic_indv_starttime_cmb: Informed Consent for - Start Time			
Information	[Type= discrete] [Format=character] [Missing=*]		
Statistics [NW/ W]	[Valid=822 /-]		
# ic_indv_language_cmb: What is the participant's preferred language for completing the informed consent			
Information	[Type= discrete] [Format=numeric] [Range= 1-2] [Missing=*]		
Statistics [NW/ W]	[Valid=821 /-] [Invalid=11004 /-]		
Value	Label	Cases	Percentage
1	English	2	0.2%
2	isiZulu	819	99.8%
Sysmiss		11004	
<i>Warning: these figures indicate the number of cases found in the data file. They cannot be interpreted as summary statistics of the population of interest.</i>			

# au_date_assessed_cmb: Date of assessment			
Information	[Type= discrete] [Format=character] [Missing=*]		
Statistics [NW/ W]	[Valid=820 /-]		
# au_ases_understanding_cmb: Assessed - understanding of the purpose of the study.			
Information	[Type= discrete] [Format=numeric] [Range= 1-2] [Missing=*]		
Statistics [NW/ W]	[Valid=820 /-] [Invalid=11005 /-]		
Value	Label	Cases	Percentage
1	Yes	820	100.0%
2	No	0	
Sysmiss		11005	
<i>Warning: these figures indicate the number of cases found in the data file. They cannot be interpreted as summary statistics of the population of interest.</i>			
# au_score_understanding_cmb: Score- understanding of the purpose of the study.			
Information	[Type= discrete] [Format=numeric] [Range= 1-96] [Missing=*]		
Statistics [NW/ W]	[Valid=820 /-] [Invalid=11005 /-]		
Value	Label	Cases	Percentage
1	A - Answered correctly on first try	772	94.1%
2	B - Could not answer at first but answered correctly with probing	43	5.2%
3	C - Answered incorrectly at first but answered correctly after discussion	4	0.5%
4	D - Not able to answer correctly at this time	1	0.1%
96	E - Other (describe)	0	
Sysmiss		11005	
<i>Warning: these figures indicate the number of cases found in the data file. They cannot be interpreted as summary statistics of the population of interest.</i>			
# au_ases_choices_cmb: Assessed - understanding the choices you have as a participant			
Information	[Type= discrete] [Format=numeric] [Range= 1-2] [Missing=*]		
Statistics [NW/ W]	[Valid=820 /-] [Invalid=11005 /-]		
Value	Label	Cases	Percentage
1	Yes	820	100.0%
2	No	0	
Sysmiss		11005	
<i>Warning: these figures indicate the number of cases found in the data file. They cannot be interpreted as summary statistics of the population of interest.</i>			
# au_score_choices_cmb: Assessed - understanding the choices you have as a participant			
Information	[Type= discrete] [Format=numeric] [Range= 1-96] [Missing=*]		
Statistics [NW/ W]	[Valid=820 /-] [Invalid=11005 /-]		
Value	Label	Cases	Percentage
1	A - Answered correctly on first try	811	98.9%
2	B - Could not answer at first but answered correctly with probing	9	1.1%
3	C - Answered incorrectly at first but answered correctly after discussion	0	
4	D - Not able to answer correctly at this time	0	
96	E - Other (describe)	0	
Sysmiss		11005	
<i>Warning: these figures indicate the number of cases found in the data file. They cannot be interpreted as summary statistics of the population of interest.</i>			

# au_ases_who_in_study_cmb: Assessed - understanding who will take part in this study			
Information	[Type= discrete] [Format=numeric] [Range= 1-2] [Missing=*]		
Statistics [NW/ W]	[Valid=820 /-] [Invalid=11005 /-]		
Value	Label	Cases	Percentage
1	Yes	820	100.0%
2	No	0	
Sysmiss		11005	
<i>Warning: these figures indicate the number of cases found in the data file. They cannot be interpreted as summary statistics of the population of interest.</i>			
# au_score_who_in_study_cmb: Score - understanding who will take part in this study			
Information	[Type= discrete] [Format=numeric] [Range= 1-96] [Missing=*]		
Statistics [NW/ W]	[Valid=820 /-] [Invalid=11005 /-]		
Value	Label	Cases	Percentage
1	A - Answered correctly on first try	794	96.8%
2	B - Could not answer at first but answered correctly with probing	26	3.2%
3	C - Answered incorrectly at first but answered correctly after discussion	0	
4	D - Not able to answer correctly at this time	0	
96	E - Other (describe)	0	
Sysmiss		11005	
<i>Warning: these figures indicate the number of cases found in the data file. They cannot be interpreted as summary statistics of the population of interest.</i>			
# au_ases_other_non_med_cmb: Assessed - understanding besides taking the medications / injections / using the			
Information	[Type= discrete] [Format=numeric] [Range= 1-2] [Missing=*]		
Statistics [NW/ W]	[Valid=820 /-] [Invalid=11005 /-]		
Value	Label	Cases	Percentage
1	Yes	820	100.0%
2	No	0	
Sysmiss		11005	
<i>Warning: these figures indicate the number of cases found in the data file. They cannot be interpreted as summary statistics of the population of interest.</i>			
# au_score_other_non_med_cmb: Score - understanding besides taking the medications / injections / using the ri			
Information	[Type= discrete] [Format=numeric] [Range= 1-96] [Missing=*]		
Statistics [NW/ W]	[Valid=820 /-] [Invalid=11005 /-]		
Value	Label	Cases	Percentage
1	A - Answered correctly on first try	776	94.6%
2	B - Could not answer at first but answered correctly with probing	43	5.2%
3	C - Answered incorrectly at first but answered correctly after discussion	1	0.1%
4	D - Not able to answer correctly at this time	0	
96	E - Other (describe)	0	
Sysmiss		11005	
<i>Warning: these figures indicate the number of cases found in the data file. They cannot be interpreted as summary statistics of the population of interest.</i>			
# au_ases_poss_risks_cmb: Assessed - understanding possible risks of being a participant in the study			
Information	[Type= discrete] [Format=numeric] [Range= 1-2] [Missing=*]		
Statistics [NW/ W]	[Valid=820 /-] [Invalid=11005 /-]		

# au_ases_poss_risks_cmb: Assessed - understanding possible risks of being a participant in the study			
Value	Label	Cases	Percentage
1	Yes	820	100.0%
2	No	0	
Sysmiss		11005	
<i>Warning: these figures indicate the number of cases found in the data file. They cannot be interpreted as summary statistics of the population of interest.</i>			
# au_score_poss_risks_cmb: Score - understanding possible risks of being a participant in the study			
Information	[Type= discrete] [Format=numeric] [Range= 1-96] [Missing=*]		
Statistics [NW/ W]	[Valid=820 /-] [Invalid=11005 /-]		
Value	Label	Cases	Percentage
1	A - Answered correctly on first try	776	94.6%
2	B - Could not answer at first but answered correctly with probing	43	5.2%
3	C - Answered incorrectly at first but answered correctly after discussion	1	0.1%
4	D - Not able to answer correctly at this time	0	
96	E - Other (describe)	0	
Sysmiss		11005	
<i>Warning: these figures indicate the number of cases found in the data file. They cannot be interpreted as summary statistics of the population of interest.</i>			
# au_ases_poss_benefit_cmb: Assessed - understanding possible benefits for participants in the study?			
Information	[Type= discrete] [Format=numeric] [Range= 1-2] [Missing=*]		
Statistics [NW/ W]	[Valid=820 /-] [Invalid=11005 /-]		
Value	Label	Cases	Percentage
1	Yes	820	100.0%
2	No	0	
Sysmiss		11005	
<i>Warning: these figures indicate the number of cases found in the data file. They cannot be interpreted as summary statistics of the population of interest.</i>			
# au_score_poss_benefit_cmb: Score - understanding possible benefits for participants in the study?			
Information	[Type= discrete] [Format=numeric] [Range= 1-96] [Missing=*]		
Statistics [NW/ W]	[Valid=820 /-] [Invalid=11005 /-]		
Value	Label	Cases	Percentage
1	A - Answered correctly on first try	787	96.0%
2	B - Could not answer at first but answered correctly with probing	30	3.7%
3	C - Answered incorrectly at first but answered correctly after discussion	3	0.4%
4	D - Not able to answer correctly at this time	0	
96	E - Other (describe)	0	
Sysmiss		11005	
<i>Warning: these figures indicate the number of cases found in the data file. They cannot be interpreted as summary statistics of the population of interest.</i>			
# au_ases_pregn_med_info_cmb: Assessed - understanding what happens if you become pregnant during the study:			
Information	[Type= discrete] [Format=numeric] [Range= 1-2] [Missing=*]		
Statistics [NW/ W]	[Valid=820 /-] [Invalid=11005 /-]		
Value	Label	Cases	Percentage
1	Yes	820	100.0%
2	No	0	
Sysmiss		11005	

au_ases_pregn_med_info_cmb: Assessed - understanding what happens if you become pregnant during the study:

Warning: these figures indicate the number of cases found in the data file. They cannot be interpreted as summary statistics of the population of interest.

au_ases_pregn_stay_st_cmb: Assessed - understanding what happens if you become pregnant during the study: P

Information [Type= discrete] [Format=numeric] [Range= 1-2] [Missing=*]

Statistics [NW/ W] [Valid=820 /-] [Invalid=11005 /-]

Value	Label	Cases	Percentage
1	Yes	820	100.0%
2	No	0	
Sysmiss		11005	

Warning: these figures indicate the number of cases found in the data file. They cannot be interpreted as summary statistics of the population of interest.

au_score_become_pregn_cmb: Score- understanding what happens if you become pregnant during the study

Information [Type= discrete] [Format=numeric] [Range= 1-96] [Missing=*]

Statistics [NW/ W] [Valid=820 /-] [Invalid=11005 /-]

Value	Label	Cases	Percentage
1	A - Answered correctly on first try	768	93.7%
2	B - Could not answer at first but answered correctly with probing	43	5.2%
3	C - Answered incorrectly at first but answered correctly after discussion	9	1.1%
4	D - Not able to answer correctly at this time	0	
96	E - Other (describe)	0	
Sysmiss		11005	

Warning: these figures indicate the number of cases found in the data file. They cannot be interpreted as summary statistics of the population of interest.

au_ases_direct_quest_cmb: Assessed - understanding what should participants do if they have questions or c

Information [Type= discrete] [Format=numeric] [Range= 1-2] [Missing=*]

Statistics [NW/ W] [Valid=820 /-] [Invalid=11005 /-]

Value	Label	Cases	Percentage
1	Yes	820	100.0%
2	No	0	
Sysmiss		11005	

Warning: these figures indicate the number of cases found in the data file. They cannot be interpreted as summary statistics of the population of interest.

au_score_direct_quest_cmb: Score - understanding what should participants do if they have questions or conc

Information [Type= discrete] [Format=numeric] [Range= 1-96] [Missing=*]

Statistics [NW/ W] [Valid=820 /-] [Invalid=11005 /-]

Value	Label	Cases	Percentage
1	A - Answered correctly on first try	789	96.2%
2	B - Could not answer at first but answered correctly with probing	31	3.8%
3	C - Answered incorrectly at first but answered correctly after discussion	0	
4	D - Not able to answer correctly at this time	0	
96	E - Other (describe)	0	
Sysmiss		11005	

Warning: these figures indicate the number of cases found in the data file. They cannot be interpreted as summary statistics of the population of interest.

au_ases_join_stop_st_cmb: Assessed - understanding what will happen if a participant decides not to join t

Information [Type= discrete] [Format=numeric] [Range= 1-2] [Missing=*]

Statistics [NW/ W] [Valid=820 /-] [Invalid=11005 /-]

# au_ases_join_stop_st_cmb: Assessed - understanding what will happen if a participant decides not to join t			
Value	Label	Cases	Percentage
1	Yes	820	100.0%
2	No	0	
Sysmiss		11005	
<i>Warning: these figures indicate the number of cases found in the data file. They cannot be interpreted as summary statistics of the population of interest.</i>			
# au_ases_continue_serv_cmb: Assessed - understanding what will happen if a participant decides not to join t			
Information		[Type= discrete] [Format=numeric] [Range= 1-2] [Missing=*]	
Statistics [NW/ W]		[Valid=820 /-] [Invalid=11005 /-]	
Value	Label	Cases	Percentage
1	Yes	820	100.0%
2	No	0	
Sysmiss		11005	
<i>Warning: these figures indicate the number of cases found in the data file. They cannot be interpreted as summary statistics of the population of interest.</i>			
# au_score_stop_st_cmb: Score - understanding what will happen if a participant decides not to join the			
Information		[Type= discrete] [Format=numeric] [Range= 1-96] [Missing=*]	
Statistics [NW/ W]		[Valid=820 /-] [Invalid=11005 /-]	
Value	Label	Cases	Percentage
1	A - Answered correctly on first try	799	97.4%
2	B - Could not answer at first but answered correctly with probing	21	2.6%
3	C - Answered incorrectly at first but answered correctly after discussion	0	
4	D - Not able to answer correctly at this time	0	
96	E - Other (describe)	0	
Sysmiss		11005	
<i>Warning: these figures indicate the number of cases found in the data file. They cannot be interpreted as summary statistics of the population of interest.</i>			
# au_ases_info_lock_away_cmb: Assessed - understanding how will information about participants in the study be			
Information		[Type= discrete] [Format=numeric] [Range= 1-2] [Missing=*]	
Statistics [NW/ W]		[Valid=820 /-] [Invalid=11005 /-]	
Value	Label	Cases	Percentage
1	Yes	819	99.9%
2	No	1	0.1%
Sysmiss		11005	
<i>Warning: these figures indicate the number of cases found in the data file. They cannot be interpreted as summary statistics of the population of interest.</i>			

# au_ases_info_access_man_cmb: Assessed - understanding how will information about participants in the study be			
Information	[Type= discrete] [Format=numeric] [Range= 1-2] [Missing=*]		
Statistics [NW/ W]	[Valid=820 /-] [Invalid=11005 /-]		
Value	Label	Cases	Percentage
1	Yes	820	100.0%
2	No	0	
Sysmiss		11005	
<i>Warning: these figures indicate the number of cases found in the data file. They cannot be interpreted as summary statistics of the population of interest.</i>			
# au_score_protect_info_cmb: Score- understanding how will information about participants in the study be pro			
Information	[Type= discrete] [Format=numeric] [Range= 1-96] [Missing=*]		
Statistics [NW/ W]	[Valid=820 /-] [Invalid=11005 /-]		
Value	Label	Cases	Percentage
1	A - Answered correctly on first try	777	94.8%
2	B - Could not answer at first but answered correctly with probing	40	4.9%
3	C - Answered incorrectly at first but answered correctly after discussion	1	0.1%
4	D - Not able to answer correctly at this time	2	0.2%
96	E - Other (describe)	0	
Sysmiss		11005	
<i>Warning: these figures indicate the number of cases found in the data file. They cannot be interpreted as summary statistics of the population of interest.</i>			
# au_outcome_cmb: Outcome			
Information	[Type= discrete] [Format=numeric] [Range= 1-96] [Missing=*]		
Statistics [NW/ W]	[Valid=818 /-] [Invalid=11007 /-]		
Value	Label	Cases	Percentage
1	Demonstrated comprehension of all required points, decided to enroll in study.	816	99.8%
2	Demonstrated comprehension of all required points, decided NOT to enroll in study.	2	0.2%
3	Demonstrated comprehension of all required points, deferred enrollment decision.	0	
4	Did not demonstrate comprehension of all required points (yet), needs more time/discussion.	0	
5	Unable to demonstrate comprehension of all required points, consent process discontinued.	0	
96	Other (specify)	0	
Sysmiss		11007	
<i>Warning: these figures indicate the number of cases found in the data file. They cannot be interpreted as summary statistics of the population of interest.</i>			
# ic_indv_age_verify_cmb: Has the volunteer's age been verified?			
Information	[Type= discrete] [Format=numeric] [Range= 1-2] [Missing=*]		
Statistics [NW/ W]	[Valid=0 /-] [Invalid=11825 /-]		
Value	Label	Cases	Percentage
1	Yes	0	
2	No	0	
Sysmiss		11825	
<i>Warning: these figures indicate the number of cases found in the data file. They cannot be interpreted as summary statistics of the population of interest.</i>			

# ic_indv_verify_how_cmb: If yes, indicate below how the participant's age has been verified?			
Information		[Type= discrete] [Format=numeric] [Range= 1-96] [Missing=*]	
Statistics [NW/ W]		[Valid=0 /-] [Invalid=11825 /-]	
Value	Label	Cases	Percentage
1	Birth Certificate	0	
2	Identification Document	0	
96	Other: Specify	0	
Sysmiss		11825	
<i>Warning: these figures indicate the number of cases found in the data file. They cannot be interpreted as summary statistics of the population of interest.</i>			
# ic_indv_who_cons_cmb: Who has provided consent for this volunteer to participate in this study?			
Information		[Type= discrete] [Format=numeric] [Range= 1-96] [Missing=*]	
Statistics [NW/ W]		[Valid=0 /-] [Invalid=11825 /-]	
Value	Label	Cases	Percentage
1	Parent	0	
2	Legal Guardian	0	
3	Care giver	0	
96	Other	0	
Sysmiss		11825	
<i>Warning: these figures indicate the number of cases found in the data file. They cannot be interpreted as summary statistics of the population of interest.</i>			
# ic_indv_child_dob_full_cmb: Please provide child's date of birth (full)			
Information		[Type= discrete] [Format=character] [Missing=*]	
Statistics [NW/ W]		[Valid=0 /-]	
# ic_indv_child_dob_part_cmb: If full date of birth is not available, please complete the date of birth here			
Information		[Type= discrete] [Format=character] [Missing=*]	
Statistics [NW/ W]		[Valid=0 /-] [Invalid=0 /-]	
# ic_caregv_enough_info_cmb: You confirm that I have read and understood the Information Sheet for the above			
Information		[Type= discrete] [Format=numeric] [Range= 1-2] [Missing=*]	
Statistics [NW/ W]		[Valid=0 /-] [Invalid=11825 /-]	
Value	Label	Cases	Percentage
1	Yes	0	
2	No	0	
Sysmiss		11825	
<i>Warning: these figures indicate the number of cases found in the data file. They cannot be interpreted as summary statistics of the population of interest.</i>			
# ic_caregv_ask_quest_cmb: Have you been given an opportunity to ask questions about the study and been giv			
Information		[Type= discrete] [Format=numeric] [Range= 1-2] [Missing=*]	
Statistics [NW/ W]		[Valid=0 /-] [Invalid=11825 /-]	
Value	Label	Cases	Percentage
1	Yes	0	
2	No	0	
Sysmiss		11825	
<i>Warning: these figures indicate the number of cases found in the data file. They cannot be interpreted as summary statistics of the population of interest.</i>			
# ic_caregv_cons_volunt_cmb: Do you understand that your participation is voluntary and that you (or your chi			
Information		[Type= discrete] [Format=numeric] [Range= 1-2] [Missing=*]	

# ic_caregv_cons_volunt_cmb: Do you understand that your participation is voluntary and that you (or your chi			
Statistics [NW/ W]		[Valid=0 /-] [Invalid=11825 /-]	
Value	Label	Cases	Percentage
1	Yes	0	
2	No	0	
Sysmiss		11825	
<i>Warning: these figures indicate the number of cases found in the data file. They cannot be interpreted as summary statistics of the population of interest.</i>			
# ic_caregv_cons_study_cmb: Do you agree for your child/ward to take part in this study?			
Information		[Type= discrete] [Format=numeric] [Range= 1-2] [Missing=*]	
Statistics [NW/ W]		[Valid=0 /-] [Invalid=11825 /-]	
Value	Label	Cases	Percentage
1	Yes	0	
2	No	0	
Sysmiss		11825	
<i>Warning: these figures indicate the number of cases found in the data file. They cannot be interpreted as summary statistics of the population of interest.</i>			
# ic_caregv_literate_cmb: Is the parent / caregiver literate (able to read and write)?			
Information		[Type= discrete] [Format=numeric] [Range= 1-2] [Missing=*]	
Statistics [NW/ W]		[Valid=0 /-] [Invalid=11825 /-]	
Value	Label	Cases	Percentage
1	Yes	0	
2	No	0	
Sysmiss		11825	
<i>Warning: these figures indicate the number of cases found in the data file. They cannot be interpreted as summary statistics of the population of interest.</i>			
# ic_caregv_will_witness_cmb: Is the illiterate parent / caregiver willing to have a witness present?			
Information		[Type= discrete] [Format=numeric] [Range= 1-2] [Missing=*]	
Statistics [NW/ W]		[Valid=0 /-] [Invalid=11825 /-]	
Value	Label	Cases	Percentage
1	Yes	0	
2	No	0	
Sysmiss		11825	
<i>Warning: these figures indicate the number of cases found in the data file. They cannot be interpreted as summary statistics of the population of interest.</i>			
# ic_indv_enough_info_cmb: You confirm that you have read and understood the Information Sheet for the abov			
Information		[Type= discrete] [Format=numeric] [Range= 1-2] [Missing=*]	
Statistics [NW/ W]		[Valid=820 /-] [Invalid=11005 /-]	
Value	Label	Cases	Percentage
1	Yes	820	100.0%
2	No	0	
Sysmiss		11005	
<i>Warning: these figures indicate the number of cases found in the data file. They cannot be interpreted as summary statistics of the population of interest.</i>			
# ic_indv_ask_questions_cmb: Have you been given an opportunity to ask questions about the study and been giv			
Information		[Type= discrete] [Format=numeric] [Range= 1-2] [Missing=*]	
Statistics [NW/ W]		[Valid=820 /-] [Invalid=11005 /-]	

ic_indv_ask_questions_cmb: Have you been given an opportunity to ask questions about the study and been giv

Value	Label	Cases	Percentage
1	Yes	820	100.0%
2	No	0	
Sysmiss		11005	

Warning: these figures indicate the number of cases found in the data file. They cannot be interpreted as summary statistics of the population of interest.

ic_indv_part_volunt_cmb: Do you understand that your participation is voluntary and that you are free to

Information	[Type= discrete] [Format=numeric] [Range= 1-2] [Missing=*]		
Statistics [NW/ W]	[Valid=820 /-] [Invalid=11005 /-]		
Value	Label	Cases	Percentage
1	Yes	820	100.0%
2	No	0	
Sysmiss		11005	

Warning: these figures indicate the number of cases found in the data file. They cannot be interpreted as summary statistics of the population of interest.

ic_indv_consent_study_cmb: Do you agree to take part in this study?

Information	[Type= discrete] [Format=numeric] [Range= 1-2] [Missing=*]		
Statistics [NW/ W]	[Valid=820 /-] [Invalid=11005 /-]		
Value	Label	Cases	Percentage
1	Yes	820	100.0%
2	No	0	
Sysmiss		11005	

Warning: these figures indicate the number of cases found in the data file. They cannot be interpreted as summary statistics of the population of interest.

ic_indv_cons_hivtest_cmb: Do you agree to an HIV test as part of the study?

Information	[Type= discrete] [Format=numeric] [Range= 1-2] [Missing=*]		
Statistics [NW/ W]	[Valid=820 /-] [Invalid=11005 /-]		
Value	Label	Cases	Percentage
1	Yes	820	100.0%
2	No	0	
Sysmiss		11005	

Warning: these figures indicate the number of cases found in the data file. They cannot be interpreted as summary statistics of the population of interest.

ic_indv_link_clinic_cmb: Do you agree to link your clinic attendance and information (using your DSID num



Information	[Type= discrete] [Format=numeric] [Range= 1-2] [Missing=*]		
Statistics [NW/ W]	[Valid=820 /-] [Invalid=11005 /-]		
Value	Label	Cases	Percentage
1	Yes	820	100.0%
2	No	0	
Sysmiss		11005	

Warning: these figures indicate the number of cases found in the data file. They cannot be interpreted as summary statistics of the population of interest.

ic_indv_link_hdss_cmb: Do you agree to link previous information collected from the AHRI population-bas

Information	[Type= discrete] [Format=numeric] [Range= 1-2] [Missing=*]		
Statistics [NW/ W]	[Valid=820 /-] [Invalid=11005 /-]		
Value	Label	Cases	Percentage
1	Yes	820	100.0%

# ic_indv_link_hdss_cmb: Do you agree to link previous information collected from the AHRI population-bas			
Value	Label	Cases	Percentage
2	No	0	
Sysmiss		11005	
<i>Warning: these figures indicate the number of cases found in the data file. They cannot be interpreted as summary statistics of the population of interest.</i>			
# ic_indv_literate_cmb: Is the participant literate (able to read and write)?			
Information	[Type= discrete] [Format=numeric] [Range= 1-2] [Missing=*]		
Statistics [NW/ W]	[Valid=820 /-] [Invalid=11005 /-]		
Value	Label	Cases	Percentage
1	Yes	820	100.0%
2	No	0	
Sysmiss		11005	
<i>Warning: these figures indicate the number of cases found in the data file. They cannot be interpreted as summary statistics of the population of interest.</i>			
# ic_indv_will_witness_cmb: Is the illiterate participant willing to have a witness present?			
Information	[Type= discrete] [Format=numeric] [Range= 1-2] [Missing=*]		
Statistics [NW/ W]	[Valid=0 /-] [Invalid=11825 /-]		
Value	Label	Cases	Percentage
1	Yes	0	
2	No	0	
Sysmiss		11825	
<i>Warning: these figures indicate the number of cases found in the data file. They cannot be interpreted as summary statistics of the population of interest.</i>			
# ic_indv_agree_contact_cmb: Do you agree to be contacted by phone in order to make appointments for follow u			
Information	[Type= discrete] [Format=numeric] [Range= 1-2] [Missing=*]		
Statistics [NW/ W]	[Valid=820 /-] [Invalid=11005 /-]		
Value	Label	Cases	Percentage
1	Yes	808	98.5%
2	No	12	1.5%
Sysmiss		11005	
<i>Warning: these figures indicate the number of cases found in the data file. They cannot be interpreted as summary statistics of the population of interest.</i>			
# ic_indv_stoptime_cmb: Informed Consent - Stop Time			
Information	[Type= discrete] [Format=character] [Missing=*]		
Statistics [NW/ W]	[Valid=820 /-]		
# ic_calc_indv_consent_cmb: Calculate Individual Consent to Participate in the Study			
Information	[Type= discrete] [Format=numeric] [Range= 1-2] [Missing=*]		
Statistics [NW/ W]	[Valid=1823 /-] [Invalid=10002 /-]		
Value	Label	Cases	Percentage
1	Yes	820	45.0%
2	No	1003	55.0%
Sysmiss		10002	
<i>Warning: these figures indicate the number of cases found in the data file. They cannot be interpreted as summary statistics of the population of interest.</i>			
# ic_enrolled_cluster_cmb: Calculated - Enrolled Cluster			
Information	[Type= discrete] [Format=character] [Missing=*]		
Statistics [NW/ W]	[Valid=821 /-] [Invalid=0 /-]		

# ic_enroll_lapis_assign_cmb: LAPIS Randomization Assignment			
Information	[Type= discrete] [Format=character] [Missing=*]		
Statistics [NW/ W]	[Valid=821 /-] [Invalid=0 /-]		
# pi_provided_signed_icfs: Has the participant been provided with signed copies of the ICFs?			
Information	[Type= discrete] [Format=numeric] [Range= 1-2] [Missing=*]		
Statistics [NW/ W]	[Valid=1008 /-] [Invalid=10817 /-]		
Value	Label	Cases	Percentage
1	Yes	714	 70.8%
2	No	294	 29.2%
Systemmiss		10817	
<i>Warning: these figures indicate the number of cases found in the data file. They cannot be interpreted as summary statistics of the population of interest.</i>			
# pi_icfs_given_1: Which ICFs were given: - LAPIS Informed Consent HIV Pre-Exposure Prophylaxis (P			
Information	[Type= discrete] [Format=numeric] [Range= 1-3] [Missing=*]		
Statistics [NW/ W]	[Valid=654 /-] [Invalid=11171 /-]		
Value	Label	Cases	Percentage
1	LAPIS Informed Consent HIV Pre-Exposure Prophylaxis (PrEP)	654	 100.0%
2	Informed Consent to link to the population-based study	0	
3	Informed Consent For HIV Test	0	
Systemmiss		11171	
<i>Warning: these figures indicate the number of cases found in the data file. They cannot be interpreted as summary statistics of the population of interest.</i>			
# pi_icfs_given_2: Which ICFs were given: - Informed Consent to link to the population-based study			
Information	[Type= discrete] [Format=numeric] [Range= 1-3] [Missing=*]		
Statistics [NW/ W]	[Valid=653 /-] [Invalid=11172 /-]		
Value	Label	Cases	Percentage
1	LAPIS Informed Consent HIV Pre-Exposure Prophylaxis (PrEP)	0	
2	Informed Consent to link to the population-based study	653	 100.0%
3	Informed Consent For HIV Test	0	
Systemmiss		11172	
<i>Warning: these figures indicate the number of cases found in the data file. They cannot be interpreted as summary statistics of the population of interest.</i>			
# pi_icfs_given_3: Which ICFs were given: - Informed Consent For HIV Test			
Information	[Type= discrete] [Format=numeric] [Range= 1-3] [Missing=*]		
Statistics [NW/ W]	[Valid=649 /-] [Invalid=11176 /-]		
Value	Label	Cases	Percentage
1	LAPIS Informed Consent HIV Pre-Exposure Prophylaxis (PrEP)	0	
2	Informed Consent to link to the population-based study	0	
3	Informed Consent For HIV Test	649	 100.0%
Systemmiss		11176	
<i>Warning: these figures indicate the number of cases found in the data file. They cannot be interpreted as summary statistics of the population of interest.</i>			
# pi_date_provided: Date/time the copy was given.			
Information	[Type= discrete] [Format=character] [Missing=*]		
Statistics [NW/ W]	[Valid=714 /-]		
# hw_measure_taken: Was measurements taken at this visit?			
Information	[Type= discrete] [Format=numeric] [Range= 1-2] [Missing=*]		

# hw_measure_taken: Was measurements taken at this visit?			
Statistics [NW/ W]		[Valid=6650 /-] [Invalid=5175 /-]	
Value	Label	Cases	Percentage
1	Yes	6645	99.9%
2	No	5	0.1%
Sysmiss		5175	
<i>Warning: these figures indicate the number of cases found in the data file. They cannot be interpreted as summary statistics of the population of interest.</i>			
# hw_measure_date: Date measurements taken			
Information		[Type= discrete] [Format=character] [Missing=*]	
Statistics [NW/ W]		[Valid=6645 /-]	
# hw_height: Record height (cm)			
Information		[Type= discrete] [Format=character] [Missing=*]	
Statistics [NW/ W]		[Valid=1822 /-] [Invalid=0 /-]	
# hw_weight: Record weight (kg)			
Information		[Type= discrete] [Format=character] [Missing=*]	
Statistics [NW/ W]		[Valid=6645 /-] [Invalid=0 /-]	
# hw_calc_bmi: Calculated BMI			
Information		[Type= discrete] [Format=character] [Missing=*]	
Statistics [NW/ W]		[Valid=6645 /-] [Invalid=0 /-]	
# hr_rapidtest_done: Was Rapid HIV test done?			
Information		[Type= discrete] [Format=numeric] [Range= 1-2] [Missing=*]	
Statistics [NW/ W]		[Valid=4827 /-] [Invalid=6998 /-]	
Value	Label	Cases	Percentage
1	Yes	4686	97.1%
2	No	141	2.9%
Sysmiss		6998	
<i>Warning: these figures indicate the number of cases found in the data file. They cannot be interpreted as summary statistics of the population of interest.</i>			
# hr_form_date: Date form was completed			
Information		[Type= discrete] [Format=character] [Missing=*]	
Statistics [NW/ W]		[Valid=4684 /-]	
# hr_pretest_counsel_done: Was the pre test counselling done with the participant?			
Information		[Type= discrete] [Format=numeric] [Range= 1-2] [Missing=*]	
Statistics [NW/ W]		[Valid=4680 /-] [Invalid=7145 /-]	
Value	Label	Cases	Percentage
1	Yes	4676	99.9%
2	No	4	0.1%
Sysmiss		7145	
<i>Warning: these figures indicate the number of cases found in the data file. They cannot be interpreted as summary statistics of the population of interest.</i>			
# mh_interview_starttime: Please record Date/Time for starting - Managing HIV Results			
Information		[Type= discrete] [Format=character] [Missing=*]	
Statistics [NW/ W]		[Valid=4683 /-]	

# mh_rapidcreen_testtype: Rapid Screening Test Type			
Information	[Type= discrete] [Format=character] [Missing=*]		
Statistics [NW/ W]	[Valid=4848 /-] [Invalid=0 /-]		
# mh_rapidcreen_lotnum: What was the LOT number for the test kit?			
Information	[Type= discrete] [Format=character] [Missing=*]		
Statistics [NW/ W]	[Valid=4684 /-] [Invalid=0 /-]		
# mh_rapidcreen_result: What is the Rapid HIV test result?			
Information	[Type= discrete] [Format=numeric] [Range= 0-3] [Missing=*]		
Statistics [NW/ W]	[Valid=4682 /-] [Invalid=7143 /-]		
Value	Label	Cases	Percentage
0	Valid Negative	4654	99.4%
1	Valid Positive	28	0.6%
3	Invalid	0	
Sysmiss		7143	
<i>Warning: these figures indicate the number of cases found in the data file. They cannot be interpreted as summary statistics of the population of interest.</i>			
# mh_rapidcreen_lotnum_rep: What was the LOT number for the test kit?			
Information	[Type= discrete] [Format=character] [Missing=*]		
Statistics [NW/ W]	[Valid=0 /-] [Invalid=0 /-]		
# mh_rapidcreen_result_rep: What is the Rapid HIV test result?			
Information	[Type= discrete] [Format=numeric] [Range= 0-3] [Missing=*]		
Statistics [NW/ W]	[Valid=0 /-] [Invalid=11825 /-]		
Value	Label	Cases	Percentage
0	Valid Negative	0	
1	Valid Positive	0	
3	Invalid	0	
Sysmiss		11825	
<i>Warning: these figures indicate the number of cases found in the data file. They cannot be interpreted as summary statistics of the population of interest.</i>			
# mh_rapidconf1_testtype: Rapid Confirmatory Test Type			
Information	[Type= discrete] [Format=character] [Missing=*]		
Statistics [NW/ W]	[Valid=4848 /-] [Invalid=0 /-]		
# mh_rapidconf1_lotnum: What was the LOT number for the test kit?			
Information	[Type= discrete] [Format=character] [Missing=*]		
Statistics [NW/ W]	[Valid=4682 /-] [Invalid=0 /-]		
# mh_rapidconf1_result: What is the Rapid HIV test result?			
Information	[Type= discrete] [Format=numeric] [Range= 0-3] [Missing=*]		
Statistics [NW/ W]	[Valid=4682 /-] [Invalid=7143 /-]		
Value	Label	Cases	Percentage
0	Valid Negative	4664	99.6%
1	Valid Positive	18	0.4%
3	Invalid	0	
Sysmiss		7143	
<i>Warning: these figures indicate the number of cases found in the data file. They cannot be interpreted as summary statistics of the population of interest.</i>			

# mh_rapidconf1_lotnum_rep: What was the LOT number for the test kit?			
Information		[Type= discrete] [Format=character] [Missing=*]	
Statistics [NW/ W]		[Valid=0 /-] [Invalid=0 /-]	
# mh_rapidconf1_result_rep: What is the Rapid HIV test result?			
Information		[Type= discrete] [Format=numeric] [Range= 0-3] [Missing=*]	
Statistics [NW/ W]		[Valid=0 /-] [Invalid=11825 /-]	
Value	Label	Cases	Percentage
0	Valid Negative	0	
1	Valid Positive	0	
3	Invalid	0	
Sysmiss		11825	
<i>Warning: these figures indicate the number of cases found in the data file. They cannot be interpreted as summary statistics of the population of interest.</i>			
# mh_rapidtest_result: Confirm the Summary HIV test result?			
Information		[Type= discrete] [Format=character] [Missing=*]	
Statistics [NW/ W]		[Valid=7414 /-] [Invalid=0 /-]	
# mh_rapidtest_result_txt: Confirm the Summary HIV test result?			
Information		[Type= discrete] [Format=character] [Missing=*]	
Statistics [NW/ W]		[Valid=7414 /-] [Invalid=0 /-]	
# mh_posttest_counsel_done: Was the post-test counselling done with the participant?			
Information		[Type= discrete] [Format=numeric] [Range= 1-2] [Missing=*]	
Statistics [NW/ W]		[Valid=4680 /-] [Invalid=7145 /-]	
Value	Label	Cases	Percentage
1	Yes	4676	99.9%
2	No	4	0.1%
Sysmiss		7145	
<i>Warning: these figures indicate the number of cases found in the data file. They cannot be interpreted as summary statistics of the population of interest.</i>			
# mh_init_art: Is the participant going to be initiated on ART?			
Information		[Type= discrete] [Format=numeric] [Range= 1-2] [Missing=*]	
Statistics [NW/ W]		[Valid=16 /-] [Invalid=11809 /-]	
Value	Label	Cases	Percentage
1	Yes	9	56.2%
2	No	7	43.8%
Sysmiss		11809	
<i>Warning: these figures indicate the number of cases found in the data file. They cannot be interpreted as summary statistics of the population of interest.</i>			
# mh_not_init_art_reas: Please specify the reason why the participant will not be initiated on ART?			
Information		[Type= discrete] [Format=character] [Missing=*]	
Statistics [NW/ W]		[Valid=7 /-] [Invalid=0 /-]	
# mh_interview_stoptime: Please record Date/Time for stopping - Managing HIV Results			
Information		[Type= discrete] [Format=character] [Missing=*]	
Statistics [NW/ W]		[Valid=4683 /-]	
# hc_done_tests: Was point of care tests performed on the participant?			
Information		[Type= discrete] [Format=numeric] [Range= 1-2] [Missing=*]	

# hc_done_tests: Was point of care tests performed on the participant?			
Statistics [NW/ W]		[Valid=6649 /-] [Invalid=5176 /-]	
Value	Label	Cases	Percentage
1	Yes	6640	99.9%
2	No	9	0.1%
Sysmiss		5176	
<i>Warning: these figures indicate the number of cases found in the data file. They cannot be interpreted as summary statistics of the population of interest.</i>			
# hc_starttime: Point of Care Test - Start time			
Information		[Type= discrete] [Format=character] [Missing=*]	
Statistics [NW/ W]		[Valid=6640 /-]	
# hc_hepb_test_done: Was a Hepatitis B test done?			
Information		[Type= discrete] [Format=numeric] [Range= 1-2] [Missing=*]	
Statistics [NW/ W]		[Valid=6639 /-] [Invalid=5186 /-]	
Value	Label	Cases	Percentage
1	Yes	4835	72.8%
2	No	1804	27.2%
Sysmiss		5186	
<i>Warning: these figures indicate the number of cases found in the data file. They cannot be interpreted as summary statistics of the population of interest.</i>			
# hc_hepb_test_lotnr: Hepatitis B Lot Number			
Information		[Type= discrete] [Format=character] [Missing=*]	
Statistics [NW/ W]		[Valid=4835 /-] [Invalid=0 /-]	
# hc_hepb_test_expdt: Hepatitis B Expiry Date			
Information		[Type= discrete] [Format=character] [Missing=*]	
Statistics [NW/ W]		[Valid=4835 /-] [Invalid=0 /-]	
# hc_hepb_result: Hepatitis B Result			
Information		[Type= discrete] [Format=numeric] [Range= 0-3] [Missing=*]	
Statistics [NW/ W]		[Valid=4835 /-] [Invalid=6990 /-]	
Value	Label	Cases	Percentage
0	Negative	4824	99.8%
1	Positive	11	0.2%
3	Invalid	0	
Sysmiss		6990	
<i>Warning: these figures indicate the number of cases found in the data file. They cannot be interpreted as summary statistics of the population of interest.</i>			
# hc_creat_test_done: Was a Creatinine test done?			
Information		[Type= discrete] [Format=numeric] [Range= 1-2] [Missing=*]	
Statistics [NW/ W]		[Valid=0 /-] [Invalid=11825 /-]	
Value	Label	Cases	Percentage
1	Yes	0	
2	No	0	
Sysmiss		11825	
<i>Warning: these figures indicate the number of cases found in the data file. They cannot be interpreted as summary statistics of the population of interest.</i>			
# hc_creat_test_lotnr: Creatinine Lot Number			
Information		[Type= discrete] [Format=character] [Missing=*]	

# hc_creat_test_lotnr: Creatinine Lot Number			
Statistics [NW/ W]		[Valid=0 /-] [Invalid=0 /-]	
# hc_creat_result: Creatinine Result			
Information		[Type= discrete] [Format=numeric] [Range= 1-2] [Missing=*]	
Statistics [NW/ W]		[Valid=0 /-] [Invalid=11825 /-]	
Value	Label	Cases	Percentage
1	< 60	0	
2	>= 60	0	
Sysmiss		11825	
<i>Warning: these figures indicate the number of cases found in the data file. They cannot be interpreted as summary statistics of the population of interest.</i>			
# hc_gluc_test_done: Was a Rapid Glucose test done?			
Information		[Type= discrete] [Format=numeric] [Range= 1-80] [Missing=*]	
Statistics [NW/ W]		[Valid=6639 /-] [Invalid=5186 /-]	
Value	Label	Cases	Percentage
1	Yes	6625	99.8%
2	No	10	0.2%
80	Nurse's discretion to skip question	4	0.1%
Sysmiss		5186	
<i>Warning: these figures indicate the number of cases found in the data file. They cannot be interpreted as summary statistics of the population of interest.</i>			
# hc_gluc_test_lotnr: Rapid Glucose Test Lot Number			
Information		[Type= discrete] [Format=character] [Missing=*]	
Statistics [NW/ W]		[Valid=6625 /-] [Invalid=0 /-]	
# hc_gluc_result: Glucose Test Result			
Information		[Type= discrete] [Format=character] [Missing=*]	
Statistics [NW/ W]		[Valid=6625 /-] [Invalid=0 /-]	
# hc_gluc_rep_test_lotnr: Repeated - Rapid Glucose Test Lot Number			
Information		[Type= discrete] [Format=character] [Missing=*]	
Statistics [NW/ W]		[Valid=28 /-] [Invalid=0 /-]	
# hc_gluc_rep_result: Repeated - Glucose Test Result			
Information		[Type= discrete] [Format=character] [Missing=*]	
Statistics [NW/ W]		[Valid=28 /-] [Invalid=0 /-]	
# hc_syphilis_test_done: Was a Rapid Syphilis test done?			
Information		[Type= discrete] [Format=numeric] [Range= 1-80] [Missing=*]	
Statistics [NW/ W]		[Valid=6506 /-] [Invalid=5319 /-]	
Value	Label	Cases	Percentage
1	Yes	6486	99.7%
2	No	15	0.2%
80	Nurse's discretion to skip question	5	0.1%
Sysmiss		5319	
<i>Warning: these figures indicate the number of cases found in the data file. They cannot be interpreted as summary statistics of the population of interest.</i>			
# hc_syphilis_test_lotnr: Rapid Syphilis Test Lot Number			
Information		[Type= discrete] [Format=character] [Missing=*]	

# hc_syphilis_test_lotnr: Rapid Syphilis Test Lot Number			
Statistics [NW/ W]		[Valid=6487 /-] [Invalid=0 /-]	
# hc_syphilis_result: Syphilis Test Result			
Information		[Type= discrete] [Format=numeric] [Range= 0-3] [Missing=*]	
Statistics [NW/ W]		[Valid=6487 /-] [Invalid=5338 /-]	
Value	Label	Cases	Percentage
0	Negative	6418	98.9%
1	Positive	69	1.1%
3	Invalid	0	
Sysmiss		5338	
<i>Warning: these figures indicate the number of cases found in the data file. They cannot be interpreted as summary statistics of the population of interest.</i>			
# hc_preg_test_done: Was a Pregnancy test done?			
Information		[Type= discrete] [Format=numeric] [Range= 1-2] [Missing=*]	
Statistics [NW/ W]		[Valid=4050 /-] [Invalid=7775 /-]	
Value	Label	Cases	Percentage
1	Yes	3999	98.7%
2	No	51	1.3%
Sysmiss		7775	
<i>Warning: these figures indicate the number of cases found in the data file. They cannot be interpreted as summary statistics of the population of interest.</i>			
# hc_preg_test_lotnr: Pregnancy Test Lot Number			
Information		[Type= discrete] [Format=character] [Missing=*]	
Statistics [NW/ W]		[Valid=3998 /-] [Invalid=0 /-]	
# hc_preg_result: Pregnancy test Result			
Information		[Type= discrete] [Format=numeric] [Range= 0-3] [Missing=*]	
Statistics [NW/ W]		[Valid=3999 /-] [Invalid=7826 /-]	
Value	Label	Cases	Percentage
0	Negative	3888	97.2%
1	Positive	111	2.8%
3	Invalid	0	
Sysmiss		7826	
<i>Warning: these figures indicate the number of cases found in the data file. They cannot be interpreted as summary statistics of the population of interest.</i>			
# hc_preg_test_nd_reas: Please provide a reason for why the Pregnancy test was not done			
Information		[Type= discrete] [Format=character] [Missing=*]	
Statistics [NW/ W]		[Valid=51 /-] [Invalid=0 /-]	
# hc_rep_preg_test_done: Was a Repeat Pregnancy test done?			
Information		[Type= discrete] [Format=numeric] [Range= 1-2] [Missing=*]	
Statistics [NW/ W]		[Valid=0 /-] [Invalid=11825 /-]	
Value	Label	Cases	Percentage
1	Yes	0	
2	No	0	
Sysmiss		11825	
<i>Warning: these figures indicate the number of cases found in the data file. They cannot be interpreted as summary statistics of the population of interest.</i>			

# hc_rep_preg_test_lotnr: Repeat Pregnancy Test Lot Number			
Information		[Type= discrete] [Format=character] [Missing=*]	
Statistics [NW/ W]		[Valid=0 /-] [Invalid=0 /-]	
# hc_rep_preg_result: Repeat Pregnancy test Result			
Information		[Type= discrete] [Format=numeric] [Range= 0-3] [Missing=*]	
Statistics [NW/ W]		[Valid=0 /-] [Invalid=11825 /-]	
Value	Label	Cases	Percentage
0	Negative	0	
1	Positive	0	
3	Invalid	0	
Sysmiss		11825	
<i>Warning: these figures indicate the number of cases found in the data file. They cannot be interpreted as summary statistics of the population of interest.</i>			
# hc_urin_test_done: Was a Urinalysis test done?			
Information		[Type= discrete] [Format=numeric] [Range= 1-80] [Missing=*]	
Statistics [NW/ W]		[Valid=6639 /-] [Invalid=5186 /-]	
Value	Label	Cases	Percentage
1	Yes	6624	99.8%
2	No	15	0.2%
80	Nurse's discretion to skip question	0	
Sysmiss		5186	
<i>Warning: these figures indicate the number of cases found in the data file. They cannot be interpreted as summary statistics of the population of interest.</i>			
# hc_urin_test_lotnr: Urinalysis Test Lot Number			
Information		[Type= discrete] [Format=character] [Missing=*]	
Statistics [NW/ W]		[Valid=6624 /-] [Invalid=0 /-]	
# hc_urin_result_leuk: Urinalysis Leukocytes Result			
Information		[Type= discrete] [Format=numeric] [Range= 0-8] [Missing=*]	
Statistics [NW/ W]		[Valid=6624 /-] [Invalid=5201 /-]	
Value	Label	Cases	Percentage
0	Negative	6342	95.7%
5	Trace	221	3.3%
6	Small	44	0.7%
7	Moderate	15	0.2%
8	Large	2	0.0%
Sysmiss		5201	
<i>Warning: these figures indicate the number of cases found in the data file. They cannot be interpreted as summary statistics of the population of interest.</i>			
# hc_urin_result_nit: Urinalysis Nitrites Result			
Information		[Type= discrete] [Format=numeric] [Range= 0-1] [Missing=*]	
Statistics [NW/ W]		[Valid=6624 /-] [Invalid=5201 /-]	
Value	Label	Cases	Percentage
0	Negative	6559	99.0%
1	Positive	65	1.0%
Sysmiss		5201	
<i>Warning: these figures indicate the number of cases found in the data file. They cannot be interpreted as summary statistics of the population of interest.</i>			

# hc_urin_result_urob: Urinalysis Urobilinogen Result			
Information		[Type= discrete] [Format=numeric] [Range= 0-8] [Missing=*]	
Statistics [NW/ W]		[Valid=6624 /-] [Invalid=5201 /-]	
Value	Label	Cases	Percentage
0	Normal - 0.2	6037	91.1%
1	Normal - 1	577	8.7%
2	2	9	0.1%
4	4	0	
8	8	1	0.0%
Sysmiss		5201	
<i>Warning: these figures indicate the number of cases found in the data file. They cannot be interpreted as summary statistics of the population of interest.</i>			
# hc_urin_result_prot: Urinalysis Protein Result			
Information		[Type= discrete] [Format=numeric] [Range= 0-2000] [Missing=*]	
Statistics [NW/ W]		[Valid=6624 /-] [Invalid=5201 /-]	
Value	Label	Cases	Percentage
0	Negative	6016	90.8%
5	Trace	554	8.4%
30	+ = 0.3	31	0.5%
100	++ = 1.0	8	0.1%
300	+++ = 3.0	1	0.0%
2000	+++++ > 20.0	14	0.2%
Sysmiss		5201	
<i>Warning: these figures indicate the number of cases found in the data file. They cannot be interpreted as summary statistics of the population of interest.</i>			
# hc_urin_result_ph_level: Urinalysis PH Levels			
Information		[Type= discrete] [Format=numeric] [Range= 1-7] [Missing=*]	
Statistics [NW/ W]		[Valid=6624 /-] [Invalid=5201 /-]	
Value	Label	Cases	Percentage
1	5	3884	58.6%
2	6	1540	23.2%
3	6.5	734	11.1%
4	7	351	5.3%
5	7.5	77	1.2%
6	8	25	0.4%
7	8.5	13	0.2%
Sysmiss		5201	
<i>Warning: these figures indicate the number of cases found in the data file. They cannot be interpreted as summary statistics of the population of interest.</i>			
# hc_urin_result_blood: Urinalysis Blood Result			
Information		[Type= discrete] [Format=numeric] [Range= 0-8] [Missing=*]	
Statistics [NW/ W]		[Valid=6624 /-] [Invalid=5201 /-]	
Value	Label	Cases	Percentage
0	Negative	5951	89.8%
1	Non heamolysed	131	2.0%
5	Trace = 10	373	5.6%
6	Small = 25	112	1.7%

# hc_urin_result_blood: Urinalysis Blood Result			
Value	Label	Cases	Percentage
7	Moderate = 80	47	0.7%
8	Large = 200	10	0.2%
Sysmiss		5201	
<i>Warning: these figures indicate the number of cases found in the data file. They cannot be interpreted as summary statistics of the population of interest.</i>			
# hc_urin_result_specg: Urinalysis Specific Gravity Result			
Information	[Type= discrete] [Format=numeric] [Range= 1-7] [Missing=*]		
Statistics [NW/ W]	[Valid=6624 /-] [Invalid=5201 /-]		
Value	Label	Cases	Percentage
1	1	3404	51.4%
2	1.005	1138	17.2%
3	1.01	746	11.3%
4	1.015	588	8.9%
5	1.02	288	4.3%
6	1.025	285	4.3%
7	1.03	175	2.6%
Sysmiss		5201	
<i>Warning: these figures indicate the number of cases found in the data file. They cannot be interpreted as summary statistics of the population of interest.</i>			
# hc_urin_result_ketone: Urinalysis Ketone Result			
Information	[Type= discrete] [Format=numeric] [Range= 0-9] [Missing=*]		
Statistics [NW/ W]	[Valid=6624 /-] [Invalid=5201 /-]		
Value	Label	Cases	Percentage
0	Negative	6556	99.0%
5	Trace = 0.5	53	0.8%
6	Small = 1.5	5	0.1%
7	Moderate = 4.5	3	0.0%
8	Large = 8.0	2	0.0%
9	Large = 16.0	5	0.1%
Sysmiss		5201	
<i>Warning: these figures indicate the number of cases found in the data file. They cannot be interpreted as summary statistics of the population of interest.</i>			
# hc_urin_result_bilir: Urinalysis Bilirubin Result			
Information	[Type= discrete] [Format=numeric] [Range= 0-8] [Missing=*]		
Statistics [NW/ W]	[Valid=6624 /-] [Invalid=5201 /-]		
Value	Label	Cases	Percentage
0	Negative	6544	98.8%
6	Small = 1+	73	1.1%
7	Moderate = ++	7	0.1%
8	Large = +++	0	
Sysmiss		5201	
<i>Warning: these figures indicate the number of cases found in the data file. They cannot be interpreted as summary statistics of the population of interest.</i>			
# hc_urin_result_gluc: Urinalysis Glucose Result			
Information	[Type= discrete] [Format=numeric] [Range= 0-110] [Missing=*]		
Statistics [NW/ W]	[Valid=6624 /-] [Invalid=5201 /-]		

hc_urin_result_gluc: Urinalysis Glucose Result

Value	Label	Cases	Percentage
0	Negative	6575	99.3%
5	Trace = 5	40	0.6%
15	15 +	4	0.1%
30	30 +	2	0.0%
60	60 +++	1	0.0%
110	110 ++++	2	0.0%
Sysmiss		5201	

Warning: these figures indicate the number of cases found in the data file. They cannot be interpreted as summary statistics of the population of interest.

pv_nurse_verify_partic: By reviewing the Personal information, please verify that this is the correct pa

Information	[Type= discrete] [Format=numeric] [Range= 1-3] [Missing=*]
Statistics [NW/ W]	[Valid=6651 /-] [Invalid=5174 /-]

Value	Label	Cases	Percentage
1	Yes - this is the correct participant	6641	99.8%
2	No - this is not the correct participant	0	
3	Yes - correct person - details have changed	10	0.2%
Sysmiss		5174	

Warning: these figures indicate the number of cases found in the data file. They cannot be interpreted as summary statistics of the population of interest.

pv_form_date: Date form completed

Information	[Type= discrete] [Format=character] [Missing=*]
Statistics [NW/ W]	[Valid=6651 /-]

ra_peppk_start_med: Did the participant started taking PEP?

Information	[Type= discrete] [Format=numeric] [Range= 1-2] [Missing=*]
Statistics [NW/ W]	[Valid=116 /-] [Invalid=11709 /-]

Value	Label	Cases	Percentage
1	Yes	16	13.8%
2	No	100	86.2%
Sysmiss		11709	

Warning: these figures indicate the number of cases found in the data file. They cannot be interpreted as summary statistics of the population of interest.

ra_peppk_start_date: When did participant started taking PEP?

Information	[Type= discrete] [Format=character] [Missing=*]
Statistics [NW/ W]	[Valid=16 /-]

ra_reviewed_date: Date summary reviewed

Information	[Type= discrete] [Format=character] [Missing=*]
Statistics [NW/ W]	[Valid=6264 /-]

ra_discussed_participant: Have the results been discussed with the participant?

Information	[Type= discrete] [Format=numeric] [Range= 1-2] [Missing=*]
Statistics [NW/ W]	[Valid=6264 /-] [Invalid=5561 /-]

Value	Label	Cases	Percentage
1	Yes	5018	80.1%
2	No	1246	19.9%
Sysmiss		5561	

ra_discussed_participant: Have the results been discussed with the participant?

Warning: these figures indicate the number of cases found in the data file. They cannot be interpreted as summary statistics of the population of interest.

# pc_review_datetime: Review date and time			
Information	[Type= discrete] [Format=character] [Missing=*]		
Statistics [NW/ W]	[Valid=6642 /-]		
# pc_review_hiv_result: Have you reviewed the HIV Rapid Test Result?			
Information	[Type= discrete] [Format=numeric] [Range= 1-2] [Missing=*]		
Statistics [NW/ W]	[Valid=4681 /-] [Invalid=7144 /-]		
Value	Label	Cases	Percentage
1	Yes	4211	90.0%
2	No	470	10.0%
Sysmiss		7144	
<i>Warning: these figures indicate the number of cases found in the data file. They cannot be interpreted as summary statistics of the population of interest.</i>			
# pc_review_hepb_result: Have you reviewed the Hepatitis B Test Result?			
Information	[Type= discrete] [Format=numeric] [Range= 1-2] [Missing=*]		
Statistics [NW/ W]	[Valid=4682 /-] [Invalid=7143 /-]		
Value	Label	Cases	Percentage
1	Yes	4659	99.5%
2	No	23	0.5%
Sysmiss		7143	
<i>Warning: these figures indicate the number of cases found in the data file. They cannot be interpreted as summary statistics of the population of interest.</i>			
# pc_review_creat_result: Have you reviewed the Creatinine Clearance Test Result?			
Information	[Type= discrete] [Format=numeric] [Range= 1-2] [Missing=*]		
Statistics [NW/ W]	[Valid=0 /-] [Invalid=11825 /-]		
Value	Label	Cases	Percentage
1	Yes	0	
2	No	0	
Sysmiss		11825	
<i>Warning: these figures indicate the number of cases found in the data file. They cannot be interpreted as summary statistics of the population of interest.</i>			
# pc_review_gluc_result: Have you reviewed the Blood Glucose Test Result?			
Information	[Type= discrete] [Format=numeric] [Range= 1-2] [Missing=*]		
Statistics [NW/ W]	[Valid=6619 /-] [Invalid=5206 /-]		
Value	Label	Cases	Percentage
1	Yes	6615	99.9%
2	No	4	0.1%
Sysmiss		5206	
<i>Warning: these figures indicate the number of cases found in the data file. They cannot be interpreted as summary statistics of the population of interest.</i>			
# pc_review_syphilis_result: Have you reviewed the Rapid Syphilis Test Result?			
Information	[Type= discrete] [Format=numeric] [Range= 1-2] [Missing=*]		
Statistics [NW/ W]	[Valid=6481 /-] [Invalid=5344 /-]		
Value	Label	Cases	Percentage
1	Yes	6474	99.9%
2	No	7	0.1%
Sysmiss		5344	
<i>Warning: these figures indicate the number of cases found in the data file. They cannot be interpreted as summary statistics of the population of interest.</i>			

# pc_review_pregnancy_result: Have you reviewed the Pregnancy Test Result?			
Information	[Type= discrete] [Format=numeric] [Range= 1-2] [Missing=*]		
Statistics [NW/ W]	[Valid=3996 /-] [Invalid=7829 /-]		
Value	Label	Cases	Percentage
1	Yes	3990	99.8%
2	No	6	0.2%
Sysmiss		7829	
<i>Warning: these figures indicate the number of cases found in the data file. They cannot be interpreted as summary statistics of the population of interest.</i>			
# pc_to_check_due_date: Will the estimated due date be calculated?			
Information	[Type= discrete] [Format=numeric] [Range= 1-2] [Missing=*]		
Statistics [NW/ W]	[Valid=102 /-] [Invalid=11723 /-]		
Value	Label	Cases	Percentage
1	Yes	98	96.1%
2	No	4	3.9%
Sysmiss		11723	
<i>Warning: these figures indicate the number of cases found in the data file. They cannot be interpreted as summary statistics of the population of interest.</i>			
# pc_last_menstrual_date: What was the date of the last menstrual period?			
Information	[Type= discrete] [Format=character] [Missing=*]		
Statistics [NW/ W]	[Valid=98 /-]		
# pc_calc_delivery_date: Calculate delivery due date			
Information	[Type= discrete] [Format=character] [Missing=*]		
Statistics [NW/ W]	[Valid=98 /-]		
# pc_review_urinalys_result: Have you reviewed the Urinalysis Test Result?			
Information	[Type= discrete] [Format=numeric] [Range= 1-2] [Missing=*]		
Statistics [NW/ W]	[Valid=6633 /-] [Invalid=5192 /-]		
Value	Label	Cases	Percentage
1	Yes	6594	99.4%
2	No	39	0.6%
Sysmiss		5192	
<i>Warning: these figures indicate the number of cases found in the data file. They cannot be interpreted as summary statistics of the population of interest.</i>			
# cs_screen_done: Was the participant clinically screened?			
Information	[Type= discrete] [Format=numeric] [Range= 1-2] [Missing=*]		
Statistics [NW/ W]	[Valid=6643 /-] [Invalid=5182 /-]		
Value	Label	Cases	Percentage
1	Yes	6634	99.9%
2	No	9	0.1%
Sysmiss		5182	
<i>Warning: these figures indicate the number of cases found in the data file. They cannot be interpreted as summary statistics of the population of interest.</i>			
# cs_starttime: Clinical Screening - Start time			
Information	[Type= discrete] [Format=character] [Missing=*]		
Statistics [NW/ W]	[Valid=6634 /-]		

# cs_symptoms_done: Was Reproductive Tract Symptoms done?			
Information		[Type= discrete] [Format=numeric] [Range= 1-2] [Missing=*]	
Statistics [NW/ W]		[Valid=6634 /-] [Invalid=5191 /-]	
Value	Label	Cases	Percentage
1	Yes	6631	100.0%
2	No	3	0.0%
Sysmiss		5191	
<i>Warning: these figures indicate the number of cases found in the data file. They cannot be interpreted as summary statistics of the population of interest.</i>			
# cs_symptoms_0: Do you have any of the following symptoms? - No symptoms			
Information		[Type= discrete] [Format=numeric] [Range= 0-96] [Missing=*]	
Statistics [NW/ W]		[Valid=6347 /-] [Invalid=5478 /-]	
Value	Label	Cases	Percentage
0	No symptoms	6347	100.0%
1	Pain passing urine	0	
2	Vaginal discharge	0	
3	Lower abdominal pain	0	
4	Genitals blisters or sores	0	
5	Genitals lumps and bumps	0	
6	Urethral discharge (men)	0	
7	Swelling in the groin	0	
8	Genital itching	0	
9	Scrotal swelling	0	
96	Other	0	
Sysmiss		5478	
<i>Warning: these figures indicate the number of cases found in the data file. They cannot be interpreted as summary statistics of the population of interest.</i>			
# cs_symptoms_1: Do you have any of the following symptoms? - Pain passing urine			
Information		[Type= discrete] [Format=numeric] [Range= 0-96] [Missing=*]	
Statistics [NW/ W]		[Valid=123 /-] [Invalid=11702 /-]	
Value	Label	Cases	Percentage
0	No symptoms	0	
1	Pain passing urine	123	100.0%
2	Vaginal discharge	0	
3	Lower abdominal pain	0	
4	Genitals blisters or sores	0	
5	Genitals lumps and bumps	0	
6	Urethral discharge (men)	0	
7	Swelling in the groin	0	
8	Genital itching	0	
9	Scrotal swelling	0	
96	Other	0	
Sysmiss		11702	
<i>Warning: these figures indicate the number of cases found in the data file. They cannot be interpreted as summary statistics of the population of interest.</i>			
# cs_symptoms_2: Do you have any of the following symptoms? - Vaginal discharge			
Information		[Type= discrete] [Format=numeric] [Range= 0-96] [Missing=*]	
Statistics [NW/ W]		[Valid=80 /-] [Invalid=11745 /-]	

cs_symptoms_2: Do you have any of the following symptoms? - Vaginal discharge

Value	Label	Cases	Percentage
0	No symptoms	0	
1	Pain passing urine	0	
2	Vaginal discharge	80	100.0%
3	Lower abdominal pain	0	
4	Genitals blisters or sores	0	
5	Genitals lumps and bumps	0	
6	Urethral discharge (men)	0	
7	Swelling in the groin	0	
8	Genital itching	0	
9	Scrotal swelling	0	
96	Other	0	
Sysmiss		11745	

Warning: these figures indicate the number of cases found in the data file. They cannot be interpreted as summary statistics of the population of interest.

cs_symptoms_3: Do you have any of the following symptoms? - Lower abdominal pain

Value	Label	Cases	Percentage
0	No symptoms	0	
1	Pain passing urine	0	
2	Vaginal discharge	0	
3	Lower abdominal pain	51	100.0%
4	Genitals blisters or sores	0	
5	Genitals lumps and bumps	0	
6	Urethral discharge (men)	0	
7	Swelling in the groin	0	
8	Genital itching	0	
9	Scrotal swelling	0	
96	Other	0	
Sysmiss		11774	

Warning: these figures indicate the number of cases found in the data file. They cannot be interpreted as summary statistics of the population of interest.

cs_symptoms_4: Do you have any of the following symptoms? - Genitals blisters or sores

Value	Label	Cases	Percentage
0	No symptoms	0	
1	Pain passing urine	0	
2	Vaginal discharge	0	
3	Lower abdominal pain	0	
4	Genitals blisters or sores	20	100.0%
5	Genitals lumps and bumps	0	
6	Urethral discharge (men)	0	
7	Swelling in the groin	0	
8	Genital itching	0	

# cs_symptoms_4: Do you have any of the following symptoms? - Genitals blisters or sores			
Value	Label	Cases	Percentage
9	Scrotal swelling	0	
96	Other	0	
Sysmiss		11805	
<i>Warning: these figures indicate the number of cases found in the data file. They cannot be interpreted as summary statistics of the population of interest.</i>			
# cs_symptoms_5: Do you have any of the following symptoms? - Genitals lumps and bumps			
Information		[Type= discrete] [Format=numeric] [Range= 0-96] [Missing=*]	
Statistics [NW/ W]		[Valid=4 /-] [Invalid=11821 /-]	
Value	Label	Cases	Percentage
0	No symptoms	0	
1	Pain passing urine	0	
2	Vaginal discharge	0	
3	Lower abdominal pain	0	
4	Genitals blisters or sores	0	
5	Genitals lumps and bumps	4	100.0%
6	Urethral discharge (men)	0	
7	Swelling in the groin	0	
8	Genital itching	0	
9	Scrotal swelling	0	
96	Other	0	
Sysmiss		11821	
<i>Warning: these figures indicate the number of cases found in the data file. They cannot be interpreted as summary statistics of the population of interest.</i>			
# cs_symptoms_6: Do you have any of the following symptoms? - Urethral discharge (men)			
Information		[Type= discrete] [Format=numeric] [Range= 0-96] [Missing=*]	
Statistics [NW/ W]		[Valid=18 /-] [Invalid=11807 /-]	
Value	Label	Cases	Percentage
0	No symptoms	0	
1	Pain passing urine	0	
2	Vaginal discharge	0	
3	Lower abdominal pain	0	
4	Genitals blisters or sores	0	
5	Genitals lumps and bumps	0	
6	Urethral discharge (men)	18	100.0%
7	Swelling in the groin	0	
8	Genital itching	0	
9	Scrotal swelling	0	
96	Other	0	
Sysmiss		11807	
<i>Warning: these figures indicate the number of cases found in the data file. They cannot be interpreted as summary statistics of the population of interest.</i>			
# cs_symptoms_7: Do you have any of the following symptoms? - Swelling in the groin			
Information		[Type= discrete] [Format=numeric] [Range= 0-96] [Missing=*]	
Statistics [NW/ W]		[Valid=1 /-] [Invalid=11824 /-]	
Value	Label	Cases	Percentage
0	No symptoms	0	

cs_symptoms_7: Do you have any of the following symptoms? - Swelling in the groin

Value	Label	Cases	Percentage
1	Pain passing urine	0	
2	Vaginal discharge	0	
3	Lower abdominal pain	0	
4	Genitals blisters or sores	0	
5	Genitals lumps and bumps	0	
6	Urethral discharge (men)	0	
7	Swelling in the groin	1	100.0%
8	Genital itching	0	
9	Scrotal swelling	0	
96	Other	0	
Sysmiss		11824	

Warning: these figures indicate the number of cases found in the data file. They cannot be interpreted as summary statistics of the population of interest.

cs_symptoms_8: Do you have any of the following symptoms? - Genital itching

Value	Label	Cases	Percentage
0	No symptoms	0	
1	Pain passing urine	0	
2	Vaginal discharge	0	
3	Lower abdominal pain	0	
4	Genitals blisters or sores	0	
5	Genitals lumps and bumps	0	
6	Urethral discharge (men)	0	
7	Swelling in the groin	0	
8	Genital itching	57	100.0%
9	Scrotal swelling	0	
96	Other	0	
Sysmiss		11768	

Warning: these figures indicate the number of cases found in the data file. They cannot be interpreted as summary statistics of the population of interest.

cs_symptoms_9: Do you have any of the following symptoms? - Scrotal swelling

Value	Label	Cases	Percentage
0	No symptoms	0	
1	Pain passing urine	0	
2	Vaginal discharge	0	
3	Lower abdominal pain	0	
4	Genitals blisters or sores	0	
5	Genitals lumps and bumps	0	
6	Urethral discharge (men)	0	
7	Swelling in the groin	0	
8	Genital itching	0	
9	Scrotal swelling	0	
96	Other	0	

# cs_symptoms_9: Do you have any of the following symptoms? - Scrotal swelling			
Value	Label	Cases	Percentage
Sysmiss		11825	
<i>Warning: these figures indicate the number of cases found in the data file. They cannot be interpreted as summary statistics of the population of interest.</i>			
# cs_symptoms_96: Do you have any of the following symptoms? - Other			
Information	[Type= discrete] [Format=numeric] [Range= 0-96] [Missing=*]		
Statistics [NW/ W]	[Valid=11 /-] [Invalid=11814 /-]		
Value	Label	Cases	Percentage
0	No symptoms	0	
1	Pain passing urine	0	
2	Vaginal discharge	0	
3	Lower abdominal pain	0	
4	Genitals blisters or sores	0	
5	Genitals lumps and bumps	0	
6	Urethral discharge (men)	0	
7	Swelling in the groin	0	
8	Genital itching	0	
9	Scrotal swelling	0	
96	Other	11	100.0%
Sysmiss		11814	
<i>Warning: these figures indicate the number of cases found in the data file. They cannot be interpreted as summary statistics of the population of interest.</i>			
# cs_symptoms_oth: Please provide details on other symptoms			
Information	[Type= discrete] [Format=character] [Missing=*]		
Statistics [NW/ W]	[Valid=11 /-] [Invalid=0 /-]		
# cs_papsmear_done: Was Pap Smear discussed with the participant?			
Information	[Type= discrete] [Format=numeric] [Range= 1-2] [Missing=*]		
Statistics [NW/ W]	[Valid=4038 /-] [Invalid=7787 /-]		
Value	Label	Cases	Percentage
1	Yes	4025	99.7%
2	No	13	0.3%
Sysmiss		7787	
<i>Warning: these figures indicate the number of cases found in the data file. They cannot be interpreted as summary statistics of the population of interest.</i>			
# cs_papsmear_offered: Was a Pap Smear offered to the participant?			
Information	[Type= discrete] [Format=numeric] [Range= 1-80] [Missing=*]		
Statistics [NW/ W]	[Valid=4025 /-] [Invalid=7800 /-]		
Value	Label	Cases	Percentage
1	Yes	3653	90.8%
2	No	38	0.9%
80	Nurse's discretion to skip question	334	8.3%
Sysmiss		7800	
<i>Warning: these figures indicate the number of cases found in the data file. They cannot be interpreted as summary statistics of the population of interest.</i>			
# cs_papsmear_accepted: Was the Pap Smear accepted by the participant?			
Information	[Type= discrete] [Format=numeric] [Range= 1-2] [Missing=*]		
Statistics [NW/ W]	[Valid=3653 /-] [Invalid=8172 /-]		

# cs_papsmear_accepted: Was the Pap Smear accepted by the participant?			
Value	Label	Cases	Percentage
1	Yes	14	0.4%
2	No	3639	99.6%
Sysmiss		8172	
<i>Warning: these figures indicate the number of cases found in the data file. They cannot be interpreted as summary statistics of the population of interest.</i>			
# cs_papsmear_reasn_accept_1: Reason why the participant did not accept Pap Smear - Having menstrual cycle			
Information		[Type= discrete] [Format=numeric] [Range= 1-96] [Missing=*]	
Statistics [NW/ W]		[Valid=352 /-] [Invalid=11473 /-]	
Value	Label	Cases	Percentage
1	Having menstrual cycle	352	100.0%
2	Severe STI	0	
3	Recent Pap Smear done	0	
96	Other	0	
Sysmiss		11473	
<i>Warning: these figures indicate the number of cases found in the data file. They cannot be interpreted as summary statistics of the population of interest.</i>			
# cs_papsmear_reasn_accept_2: Reason why the participant did not accept Pap Smear - Severe STI			
Information		[Type= discrete] [Format=numeric] [Range= 1-96] [Missing=*]	
Statistics [NW/ W]		[Valid=9 /-] [Invalid=11816 /-]	
Value	Label	Cases	Percentage
1	Having menstrual cycle	0	
2	Severe STI	9	100.0%
3	Recent Pap Smear done	0	
96	Other	0	
Sysmiss		11816	
<i>Warning: these figures indicate the number of cases found in the data file. They cannot be interpreted as summary statistics of the population of interest.</i>			
# cs_papsmear_reasn_accept_3: Reason why the participant did not accept Pap Smear - Recent Pap Smear done			
Information		[Type= discrete] [Format=numeric] [Range= 1-96] [Missing=*]	
Statistics [NW/ W]		[Valid=398 /-] [Invalid=11427 /-]	
Value	Label	Cases	Percentage
1	Having menstrual cycle	0	
2	Severe STI	0	
3	Recent Pap Smear done	398	100.0%
96	Other	0	
Sysmiss		11427	
<i>Warning: these figures indicate the number of cases found in the data file. They cannot be interpreted as summary statistics of the population of interest.</i>			
# cs_papsmear_reasn_accept_96: Reason why the participant did not accept Pap Smear - Other			
Information		[Type= discrete] [Format=numeric] [Range= 1-96] [Missing=*]	
Statistics [NW/ W]		[Valid=2902 /-] [Invalid=8923 /-]	
Value	Label	Cases	Percentage
1	Having menstrual cycle	0	
2	Severe STI	0	
3	Recent Pap Smear done	0	
96	Other	2902	100.0%

# cs_papsmear_reasn_accept_96: Reason why the participant did not accept Pap Smear - Other			
Value	Label	Cases	Percentage
8923	Sysmiss		
<i>Warning: these figures indicate the number of cases found in the data file. They cannot be interpreted as summary statistics of the population of interest.</i>			
# cs_tb_symp_done: Was TB screening done?			
Information		[Type= discrete] [Format=numeric] [Range= 1-2] [Missing=*]	
Statistics [NW/ W]		[Valid=6634 /-] [Invalid=5191 /-]	
Value	Label	Cases	Percentage
1	Yes	6628	99.9%
2	No	6	0.1%
5191	Sysmiss		
<i>Warning: these figures indicate the number of cases found in the data file. They cannot be interpreted as summary statistics of the population of interest.</i>			
# cs_tb_symp_0: Do you have any of the following symptoms - Asymptomatic			
Information		[Type= discrete] [Format=numeric] [Range= 0-7] [Missing=*]	
Statistics [NW/ W]		[Valid=6617 /-] [Invalid=5208 /-]	
Value	Label	Cases	Percentage
0	Asymptomatic	6617	100.0%
1	Persistent Cough	0	
2	Drastic weight loss	0	
3	Drenching Night sweats	0	
4	Loss of appetite	0	
5	Haemoptysis	0	
6	Fever	0	
7	Chest pain	0	
5208	Sysmiss		
<i>Warning: these figures indicate the number of cases found in the data file. They cannot be interpreted as summary statistics of the population of interest.</i>			
# cs_tb_symp_1: Do you have any of the following symptoms - Persistent Cough			
Information		[Type= discrete] [Format=numeric] [Range= 0-7] [Missing=*]	
Statistics [NW/ W]		[Valid=5 /-] [Invalid=11820 /-]	
Value	Label	Cases	Percentage
0	Asymptomatic	0	
1	Persistent Cough	5	100.0%
2	Drastic weight loss	0	
3	Drenching Night sweats	0	
4	Loss of appetite	0	
5	Haemoptysis	0	
6	Fever	0	
7	Chest pain	0	
11820	Sysmiss		
<i>Warning: these figures indicate the number of cases found in the data file. They cannot be interpreted as summary statistics of the population of interest.</i>			
# cs_tb_symp_2: Do you have any of the following symptoms - Drastic weight loss			
Information		[Type= discrete] [Format=numeric] [Range= 0-7] [Missing=*]	
Statistics [NW/ W]		[Valid=1 /-] [Invalid=11824 /-]	

# cs_tb_symp_2: Do you have any of the following symptoms - Drastic weight loss			
Value	Label	Cases	Percentage
0	Asymptomatic	0	
1	Persistent Cough	0	
2	Drastic weight loss	1	100.0%
3	Drenching Night sweats	0	
4	Loss of appetite	0	
5	Haemoptysis	0	
6	Fever	0	
7	Chest pain	0	
Sysmiss		11824	
<i>Warning: these figures indicate the number of cases found in the data file. They cannot be interpreted as summary statistics of the population of interest.</i>			
# cs_tb_symp_3: Do you have any of the following symptoms - Drenching Night sweats			
Information	[Type= discrete] [Format=numeric] [Range= 0-7] [Missing=*]		
Statistics [NW/ W]	[Valid=0 /-] [Invalid=11825 /-]		
Value	Label	Cases	Percentage
0	Asymptomatic	0	
1	Persistent Cough	0	
2	Drastic weight loss	0	
3	Drenching Night sweats	0	
4	Loss of appetite	0	
5	Haemoptysis	0	
6	Fever	0	
7	Chest pain	0	
Sysmiss		11825	
<i>Warning: these figures indicate the number of cases found in the data file. They cannot be interpreted as summary statistics of the population of interest.</i>			
# cs_tb_symp_4: Do you have any of the following symptoms - Loss of appetite			
Information	[Type= discrete] [Format=numeric] [Range= 0-7] [Missing=*]		
Statistics [NW/ W]	[Valid=0 /-] [Invalid=11825 /-]		
Value	Label	Cases	Percentage
0	Asymptomatic	0	
1	Persistent Cough	0	
2	Drastic weight loss	0	
3	Drenching Night sweats	0	
4	Loss of appetite	0	
5	Haemoptysis	0	
6	Fever	0	
7	Chest pain	0	
Sysmiss		11825	
<i>Warning: these figures indicate the number of cases found in the data file. They cannot be interpreted as summary statistics of the population of interest.</i>			
# cs_tb_symp_5: Do you have any of the following symptoms - Haemoptysis			
Information	[Type= discrete] [Format=numeric] [Range= 0-7] [Missing=*]		
Statistics [NW/ W]	[Valid=0 /-] [Invalid=11825 /-]		
Value	Label	Cases	Percentage
0	Asymptomatic	0	

# cs_tb_symp_5: Do you have any of the following symptoms - Haemoptysis			
Value	Label	Cases	Percentage
1	Persistent Cough	0	
2	Drastic weight loss	0	
3	Drenching Night sweats	0	
4	Loss of appetite	0	
5	Haemoptysis	0	
6	Fever	0	
7	Chest pain	0	
Sysmiss		11825	
<i>Warning: these figures indicate the number of cases found in the data file. They cannot be interpreted as summary statistics of the population of interest.</i>			
# cs_tb_symp_6: Do you have any of the following symptoms - Fever			
Information	[Type= discrete] [Format=numeric] [Range= 0-7] [Missing=*]		
Statistics [NW/ W]	[Valid=5 /-] [Invalid=11820 /-]		
Value	Label	Cases	Percentage
0	Asymptomatic	0	
1	Persistent Cough	0	
2	Drastic weight loss	0	
3	Drenching Night sweats	0	
4	Loss of appetite	0	
5	Haemoptysis	0	
6	Fever	5	100.0%
7	Chest pain	0	
Sysmiss		11820	
<i>Warning: these figures indicate the number of cases found in the data file. They cannot be interpreted as summary statistics of the population of interest.</i>			
# cs_tb_symp_7: Do you have any of the following symptoms - Chest pain			
Information	[Type= discrete] [Format=numeric] [Range= 0-7] [Missing=*]		
Statistics [NW/ W]	[Valid=1 /-] [Invalid=11824 /-]		
Value	Label	Cases	Percentage
0	Asymptomatic	0	
1	Persistent Cough	0	
2	Drastic weight loss	0	
3	Drenching Night sweats	0	
4	Loss of appetite	0	
5	Haemoptysis	0	
6	Fever	0	
7	Chest pain	1	100.0%
Sysmiss		11824	
<i>Warning: these figures indicate the number of cases found in the data file. They cannot be interpreted as summary statistics of the population of interest.</i>			
# cs_calc_num_tbsymp: Calculated Variable: Number of TB Symptoms			
Information	[Type= discrete] [Format=character] [Missing=*]		
Statistics [NW/ W]	[Valid=9240 /-] [Invalid=0 /-]		
# cs_tb_refmt_doh: Has this participant been referred to the DoH for TB?			
Information	[Type= discrete] [Format=numeric] [Range= 1-2] [Missing=*]		
Statistics [NW/ W]	[Valid=1 /-] [Invalid=11824 /-]		

# cs_tb_refmt_doh: Has this participant been referred to the DoH for TB?			
Value	Label	Cases	Percentage
1	Yes	1	100.0%
2	No	0	
Sysmiss		11824	
<i>Warning: these figures indicate the number of cases found in the data file. They cannot be interpreted as summary statistics of the population of interest.</i>			
# cs_hiv_test_hist_done: Was participant asked about HIV Testing History?			
Information	[Type= discrete] [Format=numeric] [Range= 1-2] [Missing=*]		
Statistics [NW/ W]	[Valid=6634 /-] [Invalid=5191 /-]		
Value	Label	Cases	Percentage
1	Yes	6628	99.9%
2	No	6	0.1%
Sysmiss		5191	
<i>Warning: these figures indicate the number of cases found in the data file. They cannot be interpreted as summary statistics of the population of interest.</i>			
# cs_hiv_recent_test: Does the participant have a recent HIV test result?			
Information	[Type= discrete] [Format=numeric] [Range= 1-2] [Missing=*]		
Statistics [NW/ W]	[Valid=1718 /-] [Invalid=10107 /-]		
Value	Label	Cases	Percentage
1	Yes	1684	98.0%
2	No	34	2.0%
Sysmiss		10107	
<i>Warning: these figures indicate the number of cases found in the data file. They cannot be interpreted as summary statistics of the population of interest.</i>			
# cs_hiv_recent_date: Date of the test			
Information	[Type= discrete] [Format=character] [Missing=*]		
Statistics [NW/ W]	[Valid=1684 /-]		
# cs_hiv_recent_by: Who performed the recent HIV Test?			
Information	[Type= discrete] [Format=numeric] [Range= 1-96] [Missing=*]		
Statistics [NW/ W]	[Valid=1684 /-] [Invalid=10141 /-]		
Value	Label	Cases	Percentage
1	PrEP Implementation (AHRI)	1683	99.9%
96	Other, specify	1	0.1%
Sysmiss		10141	
<i>Warning: these figures indicate the number of cases found in the data file. They cannot be interpreted as summary statistics of the population of interest.</i>			
# cs_hiv_recent_result: What was the recent HIV test's result?			
Information	[Type= discrete] [Format=numeric] [Range= 0-1] [Missing=*]		
Statistics [NW/ W]	[Valid=1684 /-] [Invalid=10141 /-]		
Value	Label	Cases	Percentage
0	Negative	1684	100.0%
1	Positive	0	
Sysmiss		10141	
<i>Warning: these figures indicate the number of cases found in the data file. They cannot be interpreted as summary statistics of the population of interest.</i>			
# cs_recv_hivresult: Have you ever received a test result for HIV?			
Information	[Type= discrete] [Format=numeric] [Range= 1-93] [Missing=*]		

cs_recv_hivresult: Have you ever received a test result for HIV?

Statistics [NW/ W] [Valid=4950 /-] [Invalid=6875 /-]

Value	Label	Cases	Percentage
1	Yes	4919	99.4%
2	No	31	0.6%
93	Prefer not to answer	0	
Sysmiss		6875	

Warning: these figures indicate the number of cases found in the data file. They cannot be interpreted as summary statistics of the population of interest.

# cs_pos_hivresult: Have you ever had a positive HIV test result?			
Information	[Type= discrete] [Format=numeric] [Range= 1-93] [Missing=*]		
Statistics [NW/ W]	[Valid=4921 /-] [Invalid=6904 /-]		
Value	Label	Cases	Percentage
1	Yes	24	0.5%
2	No	4895	99.5%
93	Prefer not to answer	2	0.0%
Sysmiss		6904	
<i>Warning: these figures indicate the number of cases found in the data file. They cannot be interpreted as summary statistics of the population of interest.</i>			
# cs_curr_arttreat: Are you currently receiving ART?			
Information	[Type= discrete] [Format=numeric] [Range= 1-93] [Missing=*]		
Statistics [NW/ W]	[Valid=42 /-] [Invalid=11783 /-]		
Value	Label	Cases	Percentage
1	Yes	17	40.5%
2	No	25	59.5%
93	Prefer not to answer	0	
Sysmiss		11783	
<i>Warning: these figures indicate the number of cases found in the data file. They cannot be interpreted as summary statistics of the population of interest.</i>			
# cs_ever_taken_prep: Have you ever been on PrEP?			
Information	[Type= discrete] [Format=numeric] [Range= 1-93] [Missing=*]		
Statistics [NW/ W]	[Valid=6584 /-] [Invalid=5241 /-]		
Value	Label	Cases	Percentage
1	Yes	4797	72.9%
2	No	1787	27.1%
93	Prefer not to answer	0	
Sysmiss		5241	
<i>Warning: these figures indicate the number of cases found in the data file. They cannot be interpreted as summary statistics of the population of interest.</i>			
# cs_past_mh_done: Was PMH / DH / Allergies screening done?			
Information	[Type= discrete] [Format=numeric] [Range= 1-2] [Missing=*]		
Statistics [NW/ W]	[Valid=6634 /-] [Invalid=5191 /-]		
Value	Label	Cases	Percentage
1	Yes	6556	98.8%
2	No	78	1.2%
Sysmiss		5191	
<i>Warning: these figures indicate the number of cases found in the data file. They cannot be interpreted as summary statistics of the population of interest.</i>			
# cs_past_mh_0: Please ask about Past Medical Histories and select all that apply - None			
Information	[Type= discrete] [Format=numeric] [Range= 0-96] [Missing=*]		
Statistics [NW/ W]	[Valid=6436 /-] [Invalid=5389 /-]		
Value	Label	Cases	Percentage
0	None	6436	100.0%
1	Diabetes	0	
2	Hypertension	0	
3	Asthma	0	
4	Congenital Abnormalities	0	

cs_past_mh_0: Please ask about Past Medical Histories and select all that apply - None

Value	Label	Cases	Percentage
5	HIV	0	
6	TB	0	
7	Meningitis	0	
8	Pneumonia	0	
9	Mental Health Disorder	0	
10	Hepatitis C	0	
96	Other	0	
Sysmiss		5389	

Warning: these figures indicate the number of cases found in the data file. They cannot be interpreted as summary statistics of the population of interest.

cs_past_mh_1: Please ask about Past Medical Histories and select all that apply - Diabetes

Information	[Type= discrete] [Format=numeric] [Range= 0-96] [Missing=*]
Statistics [NW/ W]	[Valid=13 /-] [Invalid=11812 /-]

Value	Label	Cases	Percentage
0	None	0	
1	Diabetes	13	100.0%
2	Hypertension	0	
3	Asthma	0	
4	Congenital Abnormalities	0	
5	HIV	0	
6	TB	0	
7	Meningitis	0	
8	Pneumonia	0	
9	Mental Health Disorder	0	
10	Hepatitis C	0	
96	Other	0	
Sysmiss		11812	

Warning: these figures indicate the number of cases found in the data file. They cannot be interpreted as summary statistics of the population of interest.

cs_past_mh_10: Please ask about Past Medical Histories and select all that apply - Hepatitis C

Information	[Type= discrete] [Format=numeric] [Range= 0-96] [Missing=*]
Statistics [NW/ W]	[Valid=1 /-] [Invalid=11824 /-]

Value	Label	Cases	Percentage
0	None	0	
1	Diabetes	0	
2	Hypertension	0	
3	Asthma	0	
4	Congenital Abnormalities	0	
5	HIV	0	
6	TB	0	
7	Meningitis	0	
8	Pneumonia	0	
9	Mental Health Disorder	0	
10	Hepatitis C	1	100.0%
96	Other	0	
Sysmiss		11824	

cs_past_mh_10: Please ask about Past Medical Histories and select all that apply - Hepatitis C

Warning: these figures indicate the number of cases found in the data file. They cannot be interpreted as summary statistics of the population of interest.

cs_past_mh_2: Please ask about Past Medical Histories and select all that apply - Hypertension

Information [Type= discrete] [Format=numeric] [Range= 0-96] [Missing=*]

Statistics [NW/ W] [Valid=15 /-] [Invalid=11810 /-]

Value	Label	Cases	Percentage
0	None	0	
1	Diabetes	0	
2	Hypertension	15	100.0%
3	Asthma	0	
4	Congenital Abnormalities	0	
5	HIV	0	
6	TB	0	
7	Meningitis	0	
8	Pneumonia	0	
9	Mental Health Disorder	0	
10	Hepatitis C	0	
96	Other	0	
Sysmiss		11810	

Warning: these figures indicate the number of cases found in the data file. They cannot be interpreted as summary statistics of the population of interest.

cs_past_mh_3: Please ask about Past Medical Histories and select all that apply - Asthma

Information [Type= discrete] [Format=numeric] [Range= 0-96] [Missing=*]

Statistics [NW/ W] [Valid=21 /-] [Invalid=11804 /-]

Value	Label	Cases	Percentage
0	None	0	
1	Diabetes	0	
2	Hypertension	0	
3	Asthma	21	100.0%
4	Congenital Abnormalities	0	
5	HIV	0	
6	TB	0	
7	Meningitis	0	
8	Pneumonia	0	
9	Mental Health Disorder	0	
10	Hepatitis C	0	
96	Other	0	
Sysmiss		11804	

Warning: these figures indicate the number of cases found in the data file. They cannot be interpreted as summary statistics of the population of interest.

cs_past_mh_4: Please ask about Past Medical Histories and select all that apply - Congenital A

Information [Type= discrete] [Format=numeric] [Range= 0-96] [Missing=*]

Statistics [NW/ W] [Valid=2 /-] [Invalid=11823 /-]

Value	Label	Cases	Percentage
0	None	0	
1	Diabetes	0	
2	Hypertension	0	

cs_past_mh_4: Please ask about Past Medical Histories and select all that apply - Congenital A

Value	Label	Cases	Percentage
3	Asthma	0	
4	Congenital Abnormalities	2	100.0%
5	HIV	0	
6	TB	0	
7	Meningitis	0	
8	Pneumonia	0	
9	Mental Health Disorder	0	
10	Hepatitis C	0	
96	Other	0	
Sysmiss		11823	

Warning: these figures indicate the number of cases found in the data file. They cannot be interpreted as summary statistics of the population of interest.

cs_past_mh_5: Please ask about Past Medical Histories and select all that apply - HIV

Information	[Type= discrete] [Format=numeric] [Range= 0-96] [Missing=*]
Statistics [NW/ W]	[Valid=17 /-] [Invalid=11808 /-]

Value	Label	Cases	Percentage
0	None	0	
1	Diabetes	0	
2	Hypertension	0	
3	Asthma	0	
4	Congenital Abnormalities	0	
5	HIV	17	100.0%
6	TB	0	
7	Meningitis	0	
8	Pneumonia	0	
9	Mental Health Disorder	0	
10	Hepatitis C	0	
96	Other	0	
Sysmiss		11808	

Warning: these figures indicate the number of cases found in the data file. They cannot be interpreted as summary statistics of the population of interest.

cs_past_mh_6: Please ask about Past Medical Histories and select all that apply - TB

Information	[Type= discrete] [Format=numeric] [Range= 0-96] [Missing=*]
Statistics [NW/ W]	[Valid=3 /-] [Invalid=11822 /-]

Value	Label	Cases	Percentage
0	None	0	
1	Diabetes	0	
2	Hypertension	0	
3	Asthma	0	
4	Congenital Abnormalities	0	
5	HIV	0	
6	TB	3	100.0%
7	Meningitis	0	
8	Pneumonia	0	
9	Mental Health Disorder	0	
10	Hepatitis C	0	

# cs_past_mh_6: Please ask about Past Medical Histories and select all that apply - TB			
Value	Label	Cases	Percentage
96	Other	0	
Sysmiss		11822	
<i>Warning: these figures indicate the number of cases found in the data file. They cannot be interpreted as summary statistics of the population of interest.</i>			
# cs_past_mh_7: Please ask about Past Medical Histories and select all that apply - Meningitis			
Information	[Type= discrete] [Format=numeric] [Range= 0-96] [Missing=*]		
Statistics [NW/ W]	[Valid=0 /-] [Invalid=11825 /-]		
Value	Label	Cases	Percentage
0	None	0	
1	Diabetes	0	
2	Hypertension	0	
3	Asthma	0	
4	Congenital Abnormalities	0	
5	HIV	0	
6	TB	0	
7	Meningitis	0	
8	Pneumonia	0	
9	Mental Health Disorder	0	
10	Hepatitis C	0	
96	Other	0	
Sysmiss		11825	
<i>Warning: these figures indicate the number of cases found in the data file. They cannot be interpreted as summary statistics of the population of interest.</i>			
# cs_past_mh_8: Please ask about Past Medical Histories and select all that apply - Pneumonia			
Information	[Type= discrete] [Format=numeric] [Range= 0-96] [Missing=*]		
Statistics [NW/ W]	[Valid=0 /-] [Invalid=11825 /-]		
Value	Label	Cases	Percentage
0	None	0	
1	Diabetes	0	
2	Hypertension	0	
3	Asthma	0	
4	Congenital Abnormalities	0	
5	HIV	0	
6	TB	0	
7	Meningitis	0	
8	Pneumonia	0	
9	Mental Health Disorder	0	
10	Hepatitis C	0	
96	Other	0	
Sysmiss		11825	
<i>Warning: these figures indicate the number of cases found in the data file. They cannot be interpreted as summary statistics of the population of interest.</i>			
# cs_past_mh_9: Please ask about Past Medical Histories and select all that apply - Mental Healt			
Information	[Type= discrete] [Format=numeric] [Range= 0-96] [Missing=*]		
Statistics [NW/ W]	[Valid=0 /-] [Invalid=11825 /-]		

# cs_past_mh_9: Please ask about Past Medical Histories and select all that apply - Mental Health			
Value	Label	Cases	Percentage
0	None	0	
1	Diabetes	0	
2	Hypertension	0	
3	Asthma	0	
4	Congenital Abnormalities	0	
5	HIV	0	
6	TB	0	
7	Meningitis	0	
8	Pneumonia	0	
9	Mental Health Disorder	0	
10	Hepatitis C	0	
96	Other	0	
Sysmiss		11825	
<i>Warning: these figures indicate the number of cases found in the data file. They cannot be interpreted as summary statistics of the population of interest.</i>			
# cs_past_mh_96: Please ask about Past Medical Histories and select all that apply - Other			
Information	[Type= discrete] [Format=numeric] [Range= 0-96] [Missing=*]		
Statistics [NW/ W]	[Valid=54 /-] [Invalid=11771 /-]		
Value	Label	Cases	Percentage
0	None	0	
1	Diabetes	0	
2	Hypertension	0	
3	Asthma	0	
4	Congenital Abnormalities	0	
5	HIV	0	
6	TB	0	
7	Meningitis	0	
8	Pneumonia	0	
9	Mental Health Disorder	0	
10	Hepatitis C	0	
96	Other	54	100.0%
Sysmiss		11771	
<i>Warning: these figures indicate the number of cases found in the data file. They cannot be interpreted as summary statistics of the population of interest.</i>			
# cs_past_mh_oth: Please provide details on other Past Medical Histories			
Information	[Type= discrete] [Format=character] [Missing=*]		
Statistics [NW/ W]	[Valid=54 /-] [Invalid=0 /-]		
# cs_on_curr_on_meds: Are you currently on Chronic or other Medication			
Information	[Type= discrete] [Format=numeric] [Range= 1-93] [Missing=*]		
Statistics [NW/ W]	[Valid=6636 /-] [Invalid=5189 /-]		
Value	Label	Cases	Percentage
1	Yes	2386	36.0%
2	No	4249	64.0%
93	Prefer not to answer	1	0.0%
Sysmiss		5189	

# cs_on_curr_on_meds: Are you currently on Chronic or other Medication			
<i>Warning: these figures indicate the number of cases found in the data file. They cannot be interpreted as summary statistics of the population of interest.</i>			
# cs_on_tb_treat: Have you been on TB Treatment in the past 3 months?			
Information		[Type= discrete] [Format=numeric] [Range= 1-93] [Missing=*]	
Statistics [NW/ W]		[Valid=3 /-] [Invalid=11822 /-]	
Value	Label	Cases	Percentage
1	Yes	1	33.3%
2	No	2	66.7%
93	Prefer not to answer	0	
Sysmiss		11822	
<i>Warning: these figures indicate the number of cases found in the data file. They cannot be interpreted as summary statistics of the population of interest.</i>			
# cs_dh: Please specify details of drugs			
Information		[Type= discrete] [Format=character] [Missing=*]	
Statistics [NW/ W]		[Valid=2386 /-]	
# cs_any_allergies: Is the participant allergic to anything?			
Information		[Type= discrete] [Format=numeric] [Range= 1-2] [Missing=*]	
Statistics [NW/ W]		[Valid=6574 /-] [Invalid=5251 /-]	
Value	Label	Cases	Percentage
1	Yes	103	1.6%
2	No	6471	98.4%
Sysmiss		5251	
<i>Warning: these figures indicate the number of cases found in the data file. They cannot be interpreted as summary statistics of the population of interest.</i>			
# cs_allergies_speci: Please provide details on Specific Allergies			
Information		[Type= discrete] [Format=character] [Missing=*]	
Statistics [NW/ W]		[Valid=100 /-]	
# cs_hiv_reproduc_hist_done: Was participant asked about Reproductive / Pregnancy History?			
Information		[Type= discrete] [Format=numeric] [Range= 1-2] [Missing=*]	
Statistics [NW/ W]		[Valid=6634 /-] [Invalid=5191 /-]	
Value	Label	Cases	Percentage
1	Yes	6605	99.6%
2	No	29	0.4%
Sysmiss		5191	
<i>Warning: these figures indicate the number of cases found in the data file. They cannot be interpreted as summary statistics of the population of interest.</i>			
# cs_often_period: How often do you have your period?			
Information		[Type= discrete] [Format=numeric] [Range= 1-96] [Missing=*]	
Statistics [NW/ W]		[Valid=4021 /-] [Invalid=7804 /-]	
Value	Label	Cases	Percentage
1	28 day cycle	1930	48.0%
2	29 - 35 day cycle	55	1.4%
3	Irregular	628	15.6%
4	Amenorrhea	1405	34.9%
96	Other (specify)	3	0.1%
Sysmiss		7804	

# cs_often_period: How often do you have your period?			
<i>Warning: these figures indicate the number of cases found in the data file. They cannot be interpreted as summary statistics of the population of interest.</i>			
# cs_period_oth: Other details on period frequency			
Information	[Type= discrete] [Format=character] [Missing=*]		
Statistics [NW/ W]	[Valid=3 /-] [Invalid=0 /-]		
# cs_last_period: When was your last period?			
Information	[Type= discrete] [Format=character] [Missing=*]		
Statistics [NW/ W]	[Valid=2615 /-]		
# mt_days_bleed: How many days do you normally bleed			
Information	[Type= discrete] [Format=character] [Missing=*]		
Statistics [NW/ W]	[Valid=2611 /-] [Invalid=0 /-]		
# cs_sex_active: Are you sexually active?			
Information	[Type= discrete] [Format=numeric] [Range= 1-2] [Missing=*]		
Statistics [NW/ W]	[Valid=6605 /-] [Invalid=5220 /-]		
Value	Label	Cases	Percentage
1	Yes	6520	98.7%
2	No	85	1.3%
Sysmiss		5220	
<i>Warning: these figures indicate the number of cases found in the data file. They cannot be interpreted as summary statistics of the population of interest.</i>			
# cs_fatherclindren: Have you ever fathered any children?			
Information	[Type= discrete] [Format=numeric] [Range= 1-98] [Missing=*]		
Statistics [NW/ W]	[Valid=2586 /-] [Invalid=9239 /-]		
Value	Label	Cases	Percentage
1	Yes	967	37.4%
2	No	1619	62.6%
93	Prefer not to answer	0	
98	Don't know	0	
Sysmiss		9239	
<i>Warning: these figures indicate the number of cases found in the data file. They cannot be interpreted as summary statistics of the population of interest.</i>			
# cs_currpregnant: Are you currently pregnant?			
Information	[Type= discrete] [Format=numeric] [Range= 1-98] [Missing=*]		
Statistics [NW/ W]	[Valid=4021 /-] [Invalid=7804 /-]		
Value	Label	Cases	Percentage
1	Yes	199	4.9%
2	No	3818	95.0%
93	Prefer not to answer	2	0.0%
98	Don't know	2	0.0%
Sysmiss		7804	
<i>Warning: these figures indicate the number of cases found in the data file. They cannot be interpreted as summary statistics of the population of interest.</i>			
# cs_everpregnant: Have you ever been pregnant?			
Information	[Type= discrete] [Format=numeric] [Range= 1-93] [Missing=*]		
Statistics [NW/ W]	[Valid=3854 /-] [Invalid=7971 /-]		

# cs_everpregnant: Have you ever been pregnant?			
Value	Label	Cases	Percentage
1	Yes	3126	81.1%
2	No	728	18.9%
93	Prefer not to answer	0	
Sysmiss		7971	
<i>Warning: these figures indicate the number of cases found in the data file. They cannot be interpreted as summary statistics of the population of interest.</i>			
# cs_agepregnant: How old were you the first time you got pregnant? [age in years]			
Information	[Type= discrete] [Format=character] [Missing=*]		
Statistics [NW/ W]	[Valid=3297 /-] [Invalid=0 /-]		
# cs_times_pregnant: How many times have you been pregnant? (including pregnancies that did not go to			
Information	[Type= discrete] [Format=character] [Missing=*]		
Statistics [NW/ W]	[Valid=3297 /-] [Invalid=0 /-]		
# cs_times_birth: How many times have you given birth? (include both live births and stillbirths.			
Information	[Type= discrete] [Format=character] [Missing=*]		
Statistics [NW/ W]	[Valid=3297 /-] [Invalid=0 /-]		
# cs_areusemeth_avoidpreg: Are you currently using any contraceptive methods to prevent pregnancy?			
Information	[Type= discrete] [Format=numeric] [Range= 1-93] [Missing=*]		
Statistics [NW/ W]	[Valid=4020 /-] [Invalid=7805 /-]		
Value	Label	Cases	Percentage
1	Yes	3070	76.4%
2	No	950	23.6%
93	Prefer not to answer	0	
Sysmiss		7805	
<i>Warning: these figures indicate the number of cases found in the data file. They cannot be interpreted as summary statistics of the population of interest.</i>			
# cs_currmeth_avoidpreg_1: Which methods are you currently using? - Male condom			
Information	[Type= discrete] [Format=numeric] [Range= 1-98] [Missing=*]		
Statistics [NW/ W]	[Valid=126 /-] [Invalid=11699 /-]		
Value	Label	Cases	Percentage
1	Male condom	126	100.0%
2	Female condom	0	
3	Oral contraceptive pills	0	
4	Injectable contraceptives	0	
5	Implants	0	
6	IUD/loop	0	
7	Rhythm method	0	
8	Traditional methods	0	
9	Withdrawal method or thigh sex	0	
10	Douching after sex	0	
11	Female sterilization ('tubal ligation')	0	
12	Male sterilization ('vasectomy')	0	
96	Other (specify)	0	
98	Prefer not to answer	0	
Sysmiss		11699	

# cs_currmeth_avoidpreg_1: Which methods are you currently using? - Male condom			
<i>Warning: these figures indicate the number of cases found in the data file. They cannot be interpreted as summary statistics of the population of interest.</i>			
# cs_currmeth_avoidpreg_10: Which methods are you currently using? - Douching after sex			
Information		[Type= discrete] [Format=numeric] [Range= 1-98] [Missing=*]	
Statistics [NW/ W]		[Valid=0 /-] [Invalid=11825 /-]	
Value	Label	Cases	Percentage
1	Male condom	0	
2	Female condom	0	
3	Oral contraceptive pills	0	
4	Injectable contraceptives	0	
5	Implants	0	
6	IUD/loop	0	
7	Rhythm method	0	
8	Traditional methods	0	
9	Withdrawal method or thigh sex	0	
10	Douching after sex	0	
11	Female sterilization ('tubal ligation')	0	
12	Male sterilization ('vasectomy')	0	
96	Other (specify)	0	
98	Prefer not to answer	0	
Sysmiss		11825	
<i>Warning: these figures indicate the number of cases found in the data file. They cannot be interpreted as summary statistics of the population of interest.</i>			
# cs_currmeth_avoidpreg_11: Which methods are you currently using? - Female sterilization ('tubal ligation')			
Information		[Type= discrete] [Format=numeric] [Range= 1-98] [Missing=*]	
Statistics [NW/ W]		[Valid=3 /-] [Invalid=11822 /-]	
Value	Label	Cases	Percentage
1	Male condom	0	
2	Female condom	0	
3	Oral contraceptive pills	0	
4	Injectable contraceptives	0	
5	Implants	0	
6	IUD/loop	0	
7	Rhythm method	0	
8	Traditional methods	0	
9	Withdrawal method or thigh sex	0	
10	Douching after sex	0	
11	Female sterilization ('tubal ligation')	3	100.0%
12	Male sterilization ('vasectomy')	0	
96	Other (specify)	0	
98	Prefer not to answer	0	
Sysmiss		11822	
<i>Warning: these figures indicate the number of cases found in the data file. They cannot be interpreted as summary statistics of the population of interest.</i>			
# cs_currmeth_avoidpreg_12: Which methods are you currently using? - Male sterilization ('vasectomy')			
Information		[Type= discrete] [Format=numeric] [Range= 1-98] [Missing=*]	
Statistics [NW/ W]		[Valid=1 /-] [Invalid=11824 /-]	

cs_currmeth_avoidpreg_12: Which methods are you currently using? - Male sterilization ('vasectomy')

Value	Label	Cases	Percentage
1	Male condom	0	
2	Female condom	0	
3	Oral contraceptive pills	0	
4	Injectable contraceptives	0	
5	Implants	0	
6	IUD/loop	0	
7	Rhythm method	0	
8	Traditional methods	0	
9	Withdrawal method or thigh sex	0	
10	Douching after sex	0	
11	Female sterilization ('tubal ligation')	0	
12	Male sterilization ('vasectomy')	1	100.0%
96	Other (specify)	0	
98	Prefer not to answer	0	
Sysmiss		11824	

Warning: these figures indicate the number of cases found in the data file. They cannot be interpreted as summary statistics of the population of interest.

cs_currmeth_avoidpreg_2: Which methods are you currently using? - Female condom

Information	[Type= discrete] [Format=numeric] [Range= 1-98] [Missing=*]
Statistics [NW/ W]	[Valid=2 /-] [Invalid=11823 /-]

Value	Label	Cases	Percentage
1	Male condom	0	
2	Female condom	2	100.0%
3	Oral contraceptive pills	0	
4	Injectable contraceptives	0	
5	Implants	0	
6	IUD/loop	0	
7	Rhythm method	0	
8	Traditional methods	0	
9	Withdrawal method or thigh sex	0	
10	Douching after sex	0	
11	Female sterilization ('tubal ligation')	0	
12	Male sterilization ('vasectomy')	0	
96	Other (specify)	0	
98	Prefer not to answer	0	
Sysmiss		11823	

Warning: these figures indicate the number of cases found in the data file. They cannot be interpreted as summary statistics of the population of interest.

cs_currmeth_avoidpreg_3: Which methods are you currently using? - Oral contraceptive pills

Information	[Type= discrete] [Format=numeric] [Range= 1-98] [Missing=*]
Statistics [NW/ W]	[Valid=423 /-] [Invalid=11402 /-]

Value	Label	Cases	Percentage
1	Male condom	0	
2	Female condom	0	
3	Oral contraceptive pills	423	100.0%

cs_currmeth_avoidpreg_3: Which methods are you currently using? - Oral contraceptive pills

Value	Label	Cases	Percentage
4	Injectable contraceptives	0	
5	Implants	0	
6	IUD/loop	0	
7	Rhythm method	0	
8	Traditional methods	0	
9	Withdrawal method or thigh sex	0	
10	Douching after sex	0	
11	Female sterilization ('tubal ligation')	0	
12	Male sterilization ('vasectomy')	0	
96	Other (specify)	0	
98	Prefer not to answer	0	
System		11402	

Warning: these figures indicate the number of cases found in the data file. They cannot be interpreted as summary statistics of the population of interest.

cs_currmeth_avoidpreg_4: Which methods are you currently using? - Injectable contraceptives

Information	[Type= discrete] [Format=numeric] [Range= 1-98] [Missing=*]
Statistics [NW/ W]	[Valid=1449 /-] [Invalid=10376 /-]

Value	Label	Cases	Percentage
1	Male condom	0	
2	Female condom	0	
3	Oral contraceptive pills	0	
4	Injectable contraceptives	1449	100.0%
5	Implants	0	
6	IUD/loop	0	
7	Rhythm method	0	
8	Traditional methods	0	
9	Withdrawal method or thigh sex	0	
10	Douching after sex	0	
11	Female sterilization ('tubal ligation')	0	
12	Male sterilization ('vasectomy')	0	
96	Other (specify)	0	
98	Prefer not to answer	0	
System		10376	

Warning: these figures indicate the number of cases found in the data file. They cannot be interpreted as summary statistics of the population of interest.

cs_currmeth_avoidpreg_5: Which methods are you currently using? - Implants

Information	[Type= discrete] [Format=numeric] [Range= 1-98] [Missing=*]
Statistics [NW/ W]	[Valid=1087 /-] [Invalid=10738 /-]

Value	Label	Cases	Percentage
1	Male condom	0	
2	Female condom	0	
3	Oral contraceptive pills	0	
4	Injectable contraceptives	0	
5	Implants	1087	100.0%
6	IUD/loop	0	
7	Rhythm method	0	

cs_currmeth_avoidpreg_5: Which methods are you currently using? - Implants

Value	Label	Cases	Percentage
8	Traditional methods	0	
9	Withdrawal method or thigh sex	0	
10	Douching after sex	0	
11	Female sterilization ('tubal ligation')	0	
12	Male sterilization ('vasectomy')	0	
96	Other (specify)	0	
98	Prefer not to answer	0	
Sysmiss		10738	

Warning: these figures indicate the number of cases found in the data file. They cannot be interpreted as summary statistics of the population of interest.

cs_currmeth_avoidpreg_6: Which methods are you currently using? - IUD/loop

Information	[Type= discrete] [Format=numeric] [Range= 1-98] [Missing=*]
Statistics [NW/ W]	[Valid=44 /-] [Invalid=11781 /-]

Value	Label	Cases	Percentage
1	Male condom	0	
2	Female condom	0	
3	Oral contraceptive pills	0	
4	Injectable contraceptives	0	
5	Implants	0	
6	IUD/loop	44	100.0%
7	Rhythm method	0	
8	Traditional methods	0	
9	Withdrawal method or thigh sex	0	
10	Douching after sex	0	
11	Female sterilization ('tubal ligation')	0	
12	Male sterilization ('vasectomy')	0	
96	Other (specify)	0	
98	Prefer not to answer	0	
Sysmiss		11781	

Warning: these figures indicate the number of cases found in the data file. They cannot be interpreted as summary statistics of the population of interest.

cs_currmeth_avoidpreg_7: Which methods are you currently using? - Rhythm method

Information	[Type= discrete] [Format=numeric] [Range= 1-98] [Missing=*]
Statistics [NW/ W]	[Valid=0 /-] [Invalid=11825 /-]

Value	Label	Cases	Percentage
1	Male condom	0	
2	Female condom	0	
3	Oral contraceptive pills	0	
4	Injectable contraceptives	0	
5	Implants	0	
6	IUD/loop	0	
7	Rhythm method	0	
8	Traditional methods	0	
9	Withdrawal method or thigh sex	0	
10	Douching after sex	0	
11	Female sterilization ('tubal ligation')	0	

cs_currmeth_avoidpreg_7: Which methods are you currently using? - Rhythm method

Value	Label	Cases	Percentage
12	Male sterilization ('vasectomy')	0	
96	Other (specify)	0	
98	Prefer not to answer	0	
Sysmiss		11825	

Warning: these figures indicate the number of cases found in the data file. They cannot be interpreted as summary statistics of the population of interest.

cs_currmeth_avoidpreg_8: Which methods are you currently using? - Traditional methods

Information	[Type= discrete] [Format=numeric] [Range= 1-98] [Missing=*]
Statistics [NW/ W]	[Valid=0 /-] [Invalid=11825 /-]

Value	Label	Cases	Percentage
1	Male condom		
2	Female condom		
3	Oral contraceptive pills		
4	Injectable contraceptives		
5	Implants		
6	IUD/loop		
7	Rhythm method		
8	Traditional methods		
9	Withdrawal method or thigh sex		
10	Douching after sex		
11	Female sterilization ('tubal ligation')		
12	Male sterilization ('vasectomy')		
96	Other (specify)		
98	Prefer not to answer		

Warning: these figures indicate the number of cases found in the data file. They cannot be interpreted as summary statistics of the population of interest.

cs_currmeth_avoidpreg_9: Which methods are you currently using? - Withdrawal method or thigh sex

Information	[Type= discrete] [Format=numeric] [Range= 1-98] [Missing=*]
Statistics [NW/ W]	[Valid=0 /-] [Invalid=11825 /-]

Value	Label	Cases	Percentage
1	Male condom		
2	Female condom		
3	Oral contraceptive pills		
4	Injectable contraceptives		
5	Implants		
6	IUD/loop		
7	Rhythm method		
8	Traditional methods		
9	Withdrawal method or thigh sex		
10	Douching after sex		
11	Female sterilization ('tubal ligation')		
12	Male sterilization ('vasectomy')		
96	Other (specify)		
98	Prefer not to answer		

Warning: these figures indicate the number of cases found in the data file. They cannot be interpreted as summary statistics of the population of interest.

# cs_currmeth_avoidpreg_96: Which methods are you currently using? - Other (specify)			
Information		[Type= discrete] [Format=numeric] [Range= 1-98] [Missing=*]	
Statistics [NW/ W]		[Valid=0 /-] [Invalid=11825 /-]	
Value	Label	Cases	Percentage
1	Male condom	0	
2	Female condom	0	
3	Oral contraceptive pills	0	
4	Injectable contraceptives	0	
5	Implants	0	
6	IUD/loop	0	
7	Rhythm method	0	
8	Traditional methods	0	
9	Withdrawal method or thigh sex	0	
10	Douching after sex	0	
11	Female sterilization ('tubal ligation')	0	
12	Male sterilization ('vasectomy')	0	
96	Other (specify)	0	
98	Prefer not to answer	0	
Sysmiss		11825	
<i>Warning: these figures indicate the number of cases found in the data file. They cannot be interpreted as summary statistics of the population of interest.</i>			
# cs_currmeth_avoidpreg_98: Which methods are you currently using? - Prefer not to answer			
Information		[Type= discrete] [Format=numeric] [Range= 1-98] [Missing=*]	
Statistics [NW/ W]		[Valid=0 /-] [Invalid=11825 /-]	
Value	Label	Cases	Percentage
1	Male condom	0	
2	Female condom	0	
3	Oral contraceptive pills	0	
4	Injectable contraceptives	0	
5	Implants	0	
6	IUD/loop	0	
7	Rhythm method	0	
8	Traditional methods	0	
9	Withdrawal method or thigh sex	0	
10	Douching after sex	0	
11	Female sterilization ('tubal ligation')	0	
12	Male sterilization ('vasectomy')	0	
96	Other (specify)	0	
98	Prefer not to answer	0	
Sysmiss		11825	
<i>Warning: these figures indicate the number of cases found in the data file. They cannot be interpreted as summary statistics of the population of interest.</i>			
# cs_circumcised: Have you ever been circumcised?			
Information		[Type= discrete] [Format=numeric] [Range= 1-98] [Missing=*]	
Statistics [NW/ W]		[Valid=2586 /-] [Invalid=9239 /-]	
Value	Label	Cases	Percentage
1	Yes	2169	83.9%

cs_circumcised: Have you ever been circumcised?

Value	Label	Cases	Percentage
2	No	401	15.5%
93	Prefer not to answer	16	0.6%
98	Don't know	0	
Sysmiss		9239	

Warning: these figures indicate the number of cases found in the data file. They cannot be interpreted as summary statistics of the population of interest.

# cs_circumcised_referral: Do you wish to be referred to be circumcised?			
Information		[Type= discrete] [Format=numeric] [Range= 1-2] [Missing=*]	
Statistics [NW/ W]		[Valid=400 /-] [Invalid=11425 /-]	
Value	Label	Cases	Percentage
1	Yes	12	3.0%
2	No	388	97.0%
Sysmiss		11425	
<i>Warning: these figures indicate the number of cases found in the data file. They cannot be interpreted as summary statistics of the population of interest.</i>			
# cs_vac_hpv_done: Was the participant asked about HPV vaccines?			
Information		[Type= discrete] [Format=numeric] [Range= 1-2] [Missing=*]	
Statistics [NW/ W]		[Valid=0 /-] [Invalid=11825 /-]	
Value	Label	Cases	Percentage
1	Yes	0	
2	No	0	
Sysmiss		11825	
<i>Warning: these figures indicate the number of cases found in the data file. They cannot be interpreted as summary statistics of the population of interest.</i>			
# cs_vac_hpv: Have you been vaccinated against HPV?			
Information		[Type= discrete] [Format=numeric] [Range= 1-98] [Missing=*]	
Statistics [NW/ W]		[Valid=0 /-] [Invalid=11825 /-]	
Value	Label	Cases	Percentage
1	Yes	0	
2	No	0	
98	Don't know	0	
Sysmiss		11825	
<i>Warning: these figures indicate the number of cases found in the data file. They cannot be interpreted as summary statistics of the population of interest.</i>			
# cs_had_pap_smear: Have you had your Pap smear			
Information		[Type= discrete] [Format=numeric] [Range= 1-2] [Missing=*]	
Statistics [NW/ W]		[Valid=4038 /-] [Invalid=7787 /-]	
Value	Label	Cases	Percentage
1	Yes	488	12.1%
2	No	3550	87.9%
Sysmiss		7787	
<i>Warning: these figures indicate the number of cases found in the data file. They cannot be interpreted as summary statistics of the population of interest.</i>			
# cs_pap_result: What was the result?			
Information		[Type= discrete] [Format=numeric] [Range= 1-98] [Missing=*]	
Statistics [NW/ W]		[Valid=488 /-] [Invalid=11337 /-]	
Value	Label	Cases	Percentage
1	Normal	296	60.7%
2	Abnormal	6	1.2%
3	Repeat	3	0.6%
98	Don't know	183	37.5%
Sysmiss		11337	
<i>Warning: these figures indicate the number of cases found in the data file. They cannot be interpreted as summary statistics of the population of interest.</i>			

# cs_pap_date: When was the last Pap smear			
Information	[Type= discrete] [Format=character] [Missing=*]		
Statistics [NW/ W]	[Valid=487 /-]		
# cs_quest_stoptime: Questionnaire - Stop time			
Information	[Type= discrete] [Format=character] [Missing=*]		
Statistics [NW/ W]	[Valid=6634 /-]		
# partic_capable_self_int: For Interviewer: Is the participant comfortable to complete the self-interview b			
Information	[Type= discrete] [Format=numeric] [Range= 1-2] [Missing=*]		
Statistics [NW/ W]	[Valid=6632 /-] [Invalid=5193 /-]		
Value	Label	Cases	Percentage
1	Yes	6106	92.1%
2	No - Interviewer will administer the questionnaire	526	7.9%
Sysmiss		5193	
<i>Warning: these figures indicate the number of cases found in the data file. They cannot be interpreted as summary statistics of the population of interest.</i>			
# cs_sex_hist_done: Was the participant asked about Sexual History?			
Information	[Type= discrete] [Format=numeric] [Range= 1-2] [Missing=*]		
Statistics [NW/ W]	[Valid=6629 /-] [Invalid=5196 /-]		
Value	Label	Cases	Percentage
1	Yes	6625	99.9%
2	No	4	0.1%
Sysmiss		5196	
<i>Warning: these figures indicate the number of cases found in the data file. They cannot be interpreted as summary statistics of the population of interest.</i>			
# cs_everhadsex: Have you ever had sex?			
Information	[Type= discrete] [Format=numeric] [Range= 1-93] [Missing=*]		
Statistics [NW/ W]	[Valid=6634 /-] [Invalid=5191 /-]		
Value	Label	Cases	Percentage
1	Yes	6584	99.2%
2	No	49	0.7%
93	Prefer not to answer	1	0.0%
Sysmiss		5191	
<i>Warning: these figures indicate the number of cases found in the data file. They cannot be interpreted as summary statistics of the population of interest.</i>			
# cs_share12mth_numsexpartn: Are you willing to share the number of different people have you had sex with in			
Information	[Type= discrete] [Format=numeric] [Range= 1-93] [Missing=*]		
Statistics [NW/ W]	[Valid=6583 /-] [Invalid=5242 /-]		
Value	Label	Cases	Percentage
1	Yes	6214	94.4%
2	No	140	2.1%
93	Prefer not to answer	229	3.5%
Sysmiss		5242	
<i>Warning: these figures indicate the number of cases found in the data file. They cannot be interpreted as summary statistics of the population of interest.</i>			
# cs_12mth_numsexpartn: How many people have you had sex with in the past 12 months (including your husb			
Information	[Type= discrete] [Format=character] [Missing=*]		
Statistics [NW/ W]	[Valid=6214 /-] [Invalid=0 /-]		

# cs_condomless_3months: Have you had any sex without a condom in the last 3 months? (condom less sex)?			
Information		[Type= discrete] [Format=numeric] [Range= 1-93] [Missing=*]	
Statistics [NW/ W]		[Valid=6583 /-] [Invalid=5242 /-]	
Value	Label	Cases	Percentage
1	Yes	4942	75.1%
2	No	1628	24.7%
93	Prefer not to answer	13	0.2%
Sysmiss		5242	
<i>Warning: these figures indicate the number of cases found in the data file. They cannot be interpreted as summary statistics of the population of interest.</i>			
# cs_condomless_72hours: Have you had any sex without a condom in the last 72 hours / last 3 days (condom			
Information		[Type= discrete] [Format=numeric] [Range= 1-93] [Missing=*]	
Statistics [NW/ W]		[Valid=6583 /-] [Invalid=5242 /-]	
Value	Label	Cases	Percentage
1	Yes	229	3.5%
2	No	6349	96.4%
93	Prefer not to answer	5	0.1%
Sysmiss		5242	
<i>Warning: these figures indicate the number of cases found in the data file. They cannot be interpreted as summary statistics of the population of interest.</i>			
# cs_knwpartnstatus_curr: Do you know the HIV status of your current sexual partner?			
Information		[Type= discrete] [Format=numeric] [Range= 1-98] [Missing=*]	
Statistics [NW/ W]		[Valid=6583 /-] [Invalid=5242 /-]	
Value	Label	Cases	Percentage
1	Yes	1739	26.4%
2	No	4665	70.9%
93	Prefer not to answer	15	0.2%
98	Don't know	164	2.5%
Sysmiss		5242	
<i>Warning: these figures indicate the number of cases found in the data file. They cannot be interpreted as summary statistics of the population of interest.</i>			
# cs_partnstatus_curr: What is the HIV status of your current sexual partner?			
Information		[Type= discrete] [Format=numeric] [Range= 0-93] [Missing=*]	
Statistics [NW/ W]		[Valid=1741 /-] [Invalid=10084 /-]	
Value	Label	Cases	Percentage
0	Negative	1612	92.6%
1	Positive	127	7.3%
93	Prefer not to answer	2	0.1%
Sysmiss		10084	
<i>Warning: these figures indicate the number of cases found in the data file. They cannot be interpreted as summary statistics of the population of interest.</i>			
# cs_gift_forsex: Did you ever give or were you ever given a gift in order to have sex? It could b			
Information		[Type= discrete] [Format=numeric] [Range= 1-98] [Missing=*]	
Statistics [NW/ W]		[Valid=6583 /-] [Invalid=5242 /-]	
Value	Label	Cases	Percentage
1	Yes	46	0.7%
2	No	6536	99.3%
93	Prefer not to answer	0	

# cs_gift_forsex: Did you ever give or were you ever given a gift in order to have sex? It could b			
Value	Label	Cases	Percentage
98	Don't know	1	0.0%
Sysmiss		5242	
<i>Warning: these figures indicate the number of cases found in the data file. They cannot be interpreted as summary statistics of the population of interest.</i>			
# cs_sasa_expr: Has your partner/most recent partner done at least one of the following things t			
Information		[Type= discrete] [Format=numeric] [Range= 0-8] [Missing=*]	
Statistics [NW/ W]		[Valid=6625 /-] [Invalid=5200 /-]	
Value	Label	Cases	Percentage
0	Slapped her or thrown something at her that could hurt her	3	0.0%
2	No	6618	99.9%
3	Pushed her or shoved her or pulled her hair	1	0.0%
4	Hit her with his fist or something else that could hurt her	2	0.0%
5	Kicked her	0	
6	Choked or burnt her on purpose	0	
7	Threatened to use or actually used a gun	1	0.0%
8	Threatened to use or actually used a panga (stick) against her	0	
Sysmiss		5200	
<i>Warning: these figures indicate the number of cases found in the data file. They cannot be interpreted as summary statistics of the population of interest.</i>			
# srs_useviol_12mths: Have you used physical or sexual violence on your partner in the last 12 months?			
Information		[Type= discrete] [Format=numeric] [Range= 1-98] [Missing=*]	
Statistics [NW/ W]		[Valid=6625 /-] [Invalid=5200 /-]	
Value	Label	Cases	Percentage
1	Yes	84	1.3%
2	No	6539	98.7%
93	Prefer not to answer	2	0.0%
98	Don't know	0	
Sysmiss		5200	
<i>Warning: these figures indicate the number of cases found in the data file. They cannot be interpreted as summary statistics of the population of interest.</i>			
# cs_drug_alc_smok_done: Was the Participant asked about Tobacco, Alcohol and Drug Use?			
Information		[Type= discrete] [Format=numeric] [Range= 1-2] [Missing=*]	
Statistics [NW/ W]		[Valid=6629 /-] [Invalid=5196 /-]	
Value	Label	Cases	Percentage
1	Yes	6596	99.5%
2	No	33	0.5%
Sysmiss		5196	
<i>Warning: these figures indicate the number of cases found in the data file. They cannot be interpreted as summary statistics of the population of interest.</i>			
# cs_smoke_hist: In your whole life up to now, have you ever smoked a cigarette?			
Information		[Type= discrete] [Format=numeric] [Range= 1-93] [Missing=*]	
Statistics [NW/ W]		[Valid=6596 /-] [Invalid=5229 /-]	
Value	Label	Cases	Percentage
1	Current Smoker	791	12.0%
2	Ex-Smoker	272	4.1%
3	Never Smoked	5504	83.4%

# cs_smoke_hist: In your whole life up to now, have you ever smoked a cigarette?			
Value	Label	Cases	Percentage
93	Prefer not to answer	29	0.4%
Sysmiss		5229	
<i>Warning: these figures indicate the number of cases found in the data file. They cannot be interpreted as summary statistics of the population of interest.</i>			
# cs_smoked_perday: How many cigarettes do you smoke in a day?			
Information		[Type= discrete] [Format=character] [Missing=*]	
Statistics [NW/ W]		[Valid=791 /-] [Invalid=0 /-]	
# cs_everdrink: In your whole life up to now, have you ever drunk one drink of alcohol (e.g. a b			
Information		[Type= discrete] [Format=numeric] [Range= 1-93] [Missing=*]	
Statistics [NW/ W]		[Valid=6596 /-] [Invalid=5229 /-]	
Value	Label	Cases	Percentage
1	Yes	3854	58.4%
2	No	2695	40.9%
93	Prefer not to answer	47	0.7%
Sysmiss		5229	
<i>Warning: these figures indicate the number of cases found in the data file. They cannot be interpreted as summary statistics of the population of interest.</i>			
# cs_daysdrunk_mths: How many days have you drunk at least one drink in the past month? [number of da			
Information		[Type= discrete] [Format=character] [Missing=*]	
Statistics [NW/ W]		[Valid=3854 /-] [Invalid=0 /-]	
# cs_more5drinks_day: How many days have you drunk 5 or more drinks (in succession) on one or more day			
Information		[Type= discrete] [Format=character] [Missing=*]	
Statistics [NW/ W]		[Valid=3854 /-] [Invalid=0 /-]	
# cs_usedoth_drugs_0: Have you used any of these drugs in the past 3 months (Tick all that apply) - No			
Information		[Type= discrete] [Format=numeric] [Range= 0-96] [Missing=*]	
Statistics [NW/ W]		[Valid=6213 /-] [Invalid=5612 /-]	
Value	Label	Cases	Percentage
0	None	6213	100.0%
1	Cannabis (Dagga)	0	
2	Snuff	0	
3	Inhalants like glue	0	
4	Methaqualone (Mandrax)	0	
5	Cocaine	0	
6	Heroin	0	
7	Club drugs	0	
93	Prefer not to answer	0	
96	Other	0	
Sysmiss		5612	
<i>Warning: these figures indicate the number of cases found in the data file. They cannot be interpreted as summary statistics of the population of interest.</i>			
# cs_usedoth_drugs_1: Have you used any of these drugs in the past 3 months (Tick all that apply) - Ca			
Information		[Type= discrete] [Format=numeric] [Range= 0-96] [Missing=*]	
Statistics [NW/ W]		[Valid=307 /-] [Invalid=11518 /-]	

cs_usedoth_drugs_1: Have you used any of these drugs in the past 3 months (Tick all that apply) - Ca

Value	Label	Cases	Percentage
0	None	0	
1	Cannabis (Dagga)	307	100.0%
2	Snuff	0	
3	Inhalants like glue	0	
4	Methaqualone (Mandrax)	0	
5	Cocaine	0	
6	Heroin	0	
7	Club drugs	0	
93	Prefer not to answer	0	
96	Other	0	
System		11518	

Warning: these figures indicate the number of cases found in the data file. They cannot be interpreted as summary statistics of the population of interest.

cs_usedoth_drugs_2: Have you used any of these drugs in the past 3 months (Tick all that apply) - Sn

Value	Label	Cases	Percentage
0	None	0	
1	Cannabis (Dagga)	0	
2	Snuff	37	100.0%
3	Inhalants like glue	0	
4	Methaqualone (Mandrax)	0	
5	Cocaine	0	
6	Heroin	0	
7	Club drugs	0	
93	Prefer not to answer	0	
96	Other	0	
System		11788	

Warning: these figures indicate the number of cases found in the data file. They cannot be interpreted as summary statistics of the population of interest.

cs_usedoth_drugs_3: Have you used any of these drugs in the past 3 months (Tick all that apply) - In

Value	Label	Cases	Percentage
0	None	0	
1	Cannabis (Dagga)	0	
2	Snuff	0	
3	Inhalants like glue	0	
4	Methaqualone (Mandrax)	0	
5	Cocaine	0	
6	Heroin	0	
7	Club drugs	0	
93	Prefer not to answer	0	
96	Other	0	
System		11825	

Warning: these figures indicate the number of cases found in the data file. They cannot be interpreted as summary statistics of the population of interest.

# cs_usedoth_drugs_4: Have you used any of these drugs in the past 3 months (Tick all that apply) - Me			
Information		[Type= discrete] [Format=numeric] [Range= 0-96] [Missing=*]	
Statistics [NW/ W]		[Valid=0 /-] [Invalid=11825 /-]	
Value	Label	Cases	Percentage
0	None	0	
1	Cannabis (Dagga)	0	
2	Snuff	0	
3	Inhalants like glue	0	
4	Methaqualone (Mandrax)	0	
5	Cocaine	0	
6	Heroin	0	
7	Club drugs	0	
93	Prefer not to answer	0	
96	Other	0	
Sysmiss		11825	
<i>Warning: these figures indicate the number of cases found in the data file. They cannot be interpreted as summary statistics of the population of interest.</i>			
# cs_usedoth_drugs_5: Have you used any of these drugs in the past 3 months (Tick all that apply) - Co			
Information		[Type= discrete] [Format=numeric] [Range= 0-96] [Missing=*]	
Statistics [NW/ W]		[Valid=0 /-] [Invalid=11825 /-]	
Value	Label	Cases	Percentage
0	None	0	
1	Cannabis (Dagga)	0	
2	Snuff	0	
3	Inhalants like glue	0	
4	Methaqualone (Mandrax)	0	
5	Cocaine	0	
6	Heroin	0	
7	Club drugs	0	
93	Prefer not to answer	0	
96	Other	0	
Sysmiss		11825	
<i>Warning: these figures indicate the number of cases found in the data file. They cannot be interpreted as summary statistics of the population of interest.</i>			
# cs_usedoth_drugs_6: Have you used any of these drugs in the past 3 months (Tick all that apply) - He			
Information		[Type= discrete] [Format=numeric] [Range= 0-96] [Missing=*]	
Statistics [NW/ W]		[Valid=1 /-] [Invalid=11824 /-]	
Value	Label	Cases	Percentage
0	None	0	
1	Cannabis (Dagga)	0	
2	Snuff	0	
3	Inhalants like glue	0	
4	Methaqualone (Mandrax)	0	
5	Cocaine	0	
6	Heroin	1	100.0%
7	Club drugs	0	
93	Prefer not to answer	0	

cs_usedoth_drugs_6: Have you used any of these drugs in the past 3 months (Tick all that apply) - He

Value	Label	Cases	Percentage
96	Other	0	
Sysmiss		11824	

Warning: these figures indicate the number of cases found in the data file. They cannot be interpreted as summary statistics of the population of interest.

cs_usedoth_drugs_7: Have you used any of these drugs in the past 3 months (Tick all that apply) - CI

Information	[Type= discrete] [Format=numeric] [Range= 0-96] [Missing=*]
Statistics [NW/ W]	[Valid=21 /-] [Invalid=11804 /-]

Value	Label	Cases	Percentage
0	None	0	
1	Cannabis (Dagga)	0	
2	Snuff	0	
3	Inhalants like glue	0	
4	Methaqualone (Mandrax)	0	
5	Cocaine	0	
6	Heroin	0	
7	Club drugs	21	100.0%
93	Prefer not to answer	0	
96	Other	0	
Sysmiss		11804	

Warning: these figures indicate the number of cases found in the data file. They cannot be interpreted as summary statistics of the population of interest.

cs_usedoth_drugs_93: Have you used any of these drugs in the past 3 months (Tick all that apply) - Pr

Information	[Type= discrete] [Format=numeric] [Range= 0-96] [Missing=*]
Statistics [NW/ W]	[Valid=4 /-] [Invalid=11821 /-]

Value	Label	Cases	Percentage
0	None	0	
1	Cannabis (Dagga)	0	
2	Snuff	0	
3	Inhalants like glue	0	
4	Methaqualone (Mandrax)	0	
5	Cocaine	0	
6	Heroin	0	
7	Club drugs	0	
93	Prefer not to answer	4	100.0%
96	Other	0	
Sysmiss		11821	

Warning: these figures indicate the number of cases found in the data file. They cannot be interpreted as summary statistics of the population of interest.

cs_usedoth_drugs_96: Have you used any of these drugs in the past 3 months (Tick all that apply) - Ot

Information	[Type= discrete] [Format=numeric] [Range= 0-96] [Missing=*]
Statistics [NW/ W]	[Valid=24 /-] [Invalid=11801 /-]

Value	Label	Cases	Percentage
0	None	0	
1	Cannabis (Dagga)	0	
2	Snuff	0	
3	Inhalants like glue	0	

# cs_usedoth_drugs_96: Have you used any of these drugs in the past 3 months (Tick all that apply) - Ot			
Value	Label	Cases	Percentage
4	Methaqualone (Mandrax)	0	
5	Cocaine	0	
6	Heroin	0	
7	Club drugs	0	
93	Prefer not to answer	0	
96	Other	24	100.0%
Sysmiss		11801	
<i>Warning: these figures indicate the number of cases found in the data file. They cannot be interpreted as summary statistics of the population of interest.</i>			
# cs_othdrug_oth: Please specify more details on the kind of other drugs you have used?			
Information	[Type= discrete] [Format=character] [Missing=*]		
Statistics [NW/ W]	[Valid=24 /-] [Invalid=0 /-]		
# cs_population_done: Was the Participant asked with which population group they associated with?			
Information	[Type= discrete] [Format=numeric] [Range= 1-2] [Missing=*]		
Statistics [NW/ W]	[Valid=6629 /-] [Invalid=5196 /-]		
Value	Label	Cases	Percentage
1	Yes	6606	99.7%
2	No	23	0.3%
Sysmiss		5196	
<i>Warning: these figures indicate the number of cases found in the data file. They cannot be interpreted as summary statistics of the population of interest.</i>			
# cs_populations_1: With which of the following population does the participant identify? (Tick all			
Information	[Type= discrete] [Format=numeric] [Range= 1-93] [Missing=*]		
Statistics [NW/ W]	[Valid=6 /-] [Invalid=11819 /-]		
Value	Label	Cases	Percentage
1	Sex worker	6	100.0%
2	People who inject drugs	0	
3	Men who have sex with men	0	
4	Transgender	0	
5	Adolescent Girls and Young Women (AGYW)	0	
6	Adolescent Boys and Young Men (ABYM)	0	
93	Prefer not to answer	0	
Sysmiss		11819	
<i>Warning: these figures indicate the number of cases found in the data file. They cannot be interpreted as summary statistics of the population of interest.</i>			
# cs_populations_2: With which of the following population does the participant identify? (Tick all			
Information	[Type= discrete] [Format=numeric] [Range= 1-93] [Missing=*]		
Statistics [NW/ W]	[Valid=0 /-] [Invalid=11825 /-]		
Value	Label	Cases	Percentage
1	Sex worker	0	
2	People who inject drugs	0	
3	Men who have sex with men	0	
4	Transgender	0	
5	Adolescent Girls and Young Women (AGYW)	0	
6	Adolescent Boys and Young Men (ABYM)	0	

cs_populations_2: With which of the following population does the participant identify? (Tick all

Value	Label	Cases	Percentage
93	Prefer not to answer	0	
Sysmiss		11825	

Warning: these figures indicate the number of cases found in the data file. They cannot be interpreted as summary statistics of the population of interest.

cs_populations_3: With which of the following population does the participant identify? (Tick all

Information	[Type= discrete] [Format=numeric] [Range= 1-93] [Missing=*]
Statistics [NW/ W]	[Valid=9 /-] [Invalid=11816 /-]

Value	Label	Cases	Percentage
1	Sex worker	0	
2	People who inject drugs	0	
3	Men who have sex with men	9	100.0%
4	Transgender	0	
5	Adolescent Girls and Young Women (AGYW)	0	
6	Adolescent Boys and Young Men (ABYM)	0	
93	Prefer not to answer	0	
Sysmiss		11816	

Warning: these figures indicate the number of cases found in the data file. They cannot be interpreted as summary statistics of the population of interest.

cs_populations_4: With which of the following population does the participant identify? (Tick all

Information	[Type= discrete] [Format=numeric] [Range= 1-93] [Missing=*]
Statistics [NW/ W]	[Valid=1 /-] [Invalid=11824 /-]

Value	Label	Cases	Percentage
1	Sex worker	0	
2	People who inject drugs	0	
3	Men who have sex with men	0	
4	Transgender	1	100.0%
5	Adolescent Girls and Young Women (AGYW)	0	
6	Adolescent Boys and Young Men (ABYM)	0	
93	Prefer not to answer	0	
Sysmiss		11824	

Warning: these figures indicate the number of cases found in the data file. They cannot be interpreted as summary statistics of the population of interest.

cs_populations_5: With which of the following population does the participant identify? (Tick all

Information	[Type= discrete] [Format=numeric] [Range= 1-93] [Missing=*]
Statistics [NW/ W]	[Valid=4067 /-] [Invalid=7758 /-]

Value	Label	Cases	Percentage
1	Sex worker	0	
2	People who inject drugs	0	
3	Men who have sex with men	0	
4	Transgender	0	
5	Adolescent Girls and Young Women (AGYW)	4067	100.0%
6	Adolescent Boys and Young Men (ABYM)	0	
93	Prefer not to answer	0	
Sysmiss		7758	

Warning: these figures indicate the number of cases found in the data file. They cannot be interpreted as summary statistics of the population of interest.

# cs_populations_6: With which of the following population does the participant identify? (Tick all			
Information	[Type= discrete] [Format=numeric] [Range= 1-93] [Missing=*]		
Statistics [NW/ W]	[Valid=2518 /-] [Invalid=9307 /-]		
Value	Label	Cases	Percentage
1	Sex worker	0	
2	People who inject drugs	0	
3	Men who have sex with men	0	
4	Transgender	0	
5	Adolescent Girls and Young Women (AGYW)	0	
6	Adolescent Boys and Young Men (ABYM)	2518	100.0%
93	Prefer not to answer	0	
Sysmiss		9307	
<i>Warning: these figures indicate the number of cases found in the data file. They cannot be interpreted as summary statistics of the population of interest.</i>			
# cs_populations_93: With which of the following population does the participant identify? (Tick all			
Information	[Type= discrete] [Format=numeric] [Range= 1-93] [Missing=*]		
Statistics [NW/ W]	[Valid=6 /-] [Invalid=11819 /-]		
Value	Label	Cases	Percentage
1	Sex worker	0	
2	People who inject drugs	0	
3	Men who have sex with men	0	
4	Transgender	0	
5	Adolescent Girls and Young Women (AGYW)	0	
6	Adolescent Boys and Young Men (ABYM)	0	
93	Prefer not to answer	6	100.0%
Sysmiss		11819	
<i>Warning: these figures indicate the number of cases found in the data file. They cannot be interpreted as summary statistics of the population of interest.</i>			
# cs_admin_date: Date form was administered			
Information	[Type= discrete] [Format=character] [Missing=*]		
Statistics [NW/ W]	[Valid=6629 /-]		
# fd_screen_date: Follow Up Screening date			
Information	[Type= discrete] [Format=character] [Missing=*]		
Statistics [NW/ W]	[Valid=0 /-]		
# fd_condom_first_24h: Did the participant use condoms/abstain for the first 24 hours after insertion?			
Information	[Type= discrete] [Format=numeric] [Range= 1-2] [Missing=*]		
Statistics [NW/ W]	[Valid=0 /-] [Invalid=11825 /-]		
Value	Label	Cases	Percentage
1	Yes	0	
2	No	0	
Sysmiss		11825	
<i>Warning: these figures indicate the number of cases found in the data file. They cannot be interpreted as summary statistics of the population of interest.</i>			
# fd_kept_ring_28days: Did the participant kept the ring insitu for the last 28 days since insertion?			
Information	[Type= discrete] [Format=numeric] [Range= 1-2] [Missing=*]		
Statistics [NW/ W]	[Valid=0 /-] [Invalid=11825 /-]		

# fd_kept_ring_28days: Did the participant kept the ring insitu for the last 28 days since insertion?			
Value	Label	Cases	Percentage
1	Yes	0	
2	No	0	
Sysmiss		11825	
<i>Warning: these figures indicate the number of cases found in the data file. They cannot be interpreted as summary statistics of the population of interest.</i>			
# fd_any_negative_experience: Does the participant has any negative experiece to report?			
Information		[Type= discrete] [Format=numeric] [Range= 1-2] [Missing=*]	
Statistics [NW/ W]		[Valid=0 /-] [Invalid=11825 /-]	
Value	Label	Cases	Percentage
1	Yes	0	
2	No	0	
Sysmiss		11825	
<i>Warning: these figures indicate the number of cases found in the data file. They cannot be interpreted as summary statistics of the population of interest.</i>			
# fd_list_neg_experience_1: Please list the the negative experience/s - Felt Discomfort			
Information		[Type= discrete] [Format=numeric] [Range= 1-7] [Missing=*]	
Statistics [NW/ W]		[Valid=0 /-] [Invalid=11825 /-]	
Value	Label	Cases	Percentage
1	Felt Discomfort	0	
2	Came out during sex	0	
3	Came out on its own	0	
4	Doesn't want the ring anymore	0	
5	Having an STI	0	
6	Abnormal pain	0	
7	Don't feel protected by the Ring	0	
Sysmiss		11825	
<i>Warning: these figures indicate the number of cases found in the data file. They cannot be interpreted as summary statistics of the population of interest.</i>			

fd_list_neg_experience_2: Please list the the negative experience/s - Came out during sex

Information [Type= discrete] [Format=numeric] [Range= 1-7] [Missing=*]

Statistics [NW/ W] [Valid=0 /-] [Invalid=11825 /-]

Value	Label	Cases	Percentage
1	Felt Discomfort	0	
2	Came out during sex	0	
3	Came out on its own	0	
4	Doesn't want the ring anymore	0	
5	Having an STI	0	
6	Abnormal pain	0	
7	Don't feel protected by the Ring	0	
Sysmiss		11825	

Warning: these figures indicate the number of cases found in the data file. They cannot be interpreted as summary statistics of the population of interest.

fd_list_neg_experience_3: Please list the the negative experience/s - Came out on its own

Information [Type= discrete] [Format=numeric] [Range= 1-7] [Missing=*]

Statistics [NW/ W] [Valid=0 /-] [Invalid=11825 /-]

Value	Label	Cases	Percentage
1	Felt Discomfort	0	
2	Came out during sex	0	
3	Came out on its own	0	
4	Doesn't want the ring anymore	0	
5	Having an STI	0	
6	Abnormal pain	0	
7	Don't feel protected by the Ring	0	
Sysmiss		11825	

Warning: these figures indicate the number of cases found in the data file. They cannot be interpreted as summary statistics of the population of interest.

fd_list_neg_experience_4: Please list the the negative experience/s - Doesn't want the ring anymore

Information [Type= discrete] [Format=numeric] [Range= 1-7] [Missing=*]

Statistics [NW/ W] [Valid=0 /-] [Invalid=11825 /-]

Value	Label	Cases	Percentage
1	Felt Discomfort	0	
2	Came out during sex	0	
3	Came out on its own	0	
4	Doesn't want the ring anymore	0	
5	Having an STI	0	
6	Abnormal pain	0	
7	Don't feel protected by the Ring	0	
Sysmiss		11825	

Warning: these figures indicate the number of cases found in the data file. They cannot be interpreted as summary statistics of the population of interest.

fd_list_neg_experience_5: Please list the the negative experience/s - Having an STI

Information [Type= discrete] [Format=numeric] [Range= 1-7] [Missing=*]

Statistics [NW/ W] [Valid=0 /-] [Invalid=11825 /-]

Value	Label	Cases	Percentage
1	Felt Discomfort	0	

# fd_list_neg_experience_5: Please list the the negative experience/s - Having an STI			
Value	Label	Cases	Percentage
2	Came out during sex	0	
3	Came out on its own	0	
4	Doesn't want the ring anymore	0	
5	Having an STI	0	
6	Abnormal pain	0	
7	Don't feel protected by the Ring	0	
Sysmiss		11825	
<i>Warning: these figures indicate the number of cases found in the data file. They cannot be interpreted as summary statistics of the population of interest.</i>			
# fd_list_neg_experience_6: Please list the the negative experience/s - Abnormal pain			
Information	[Type= discrete] [Format=numeric] [Range= 1-7] [Missing=*]		
Statistics [NW/ W]	[Valid=0 /-] [Invalid=11825 /-]		
Value	Label	Cases	Percentage
1	Felt Discomfort	0	
2	Came out during sex	0	
3	Came out on its own	0	
4	Doesn't want the ring anymore	0	
5	Having an STI	0	
6	Abnormal pain	0	
7	Don't feel protected by the Ring	0	
Sysmiss		11825	
<i>Warning: these figures indicate the number of cases found in the data file. They cannot be interpreted as summary statistics of the population of interest.</i>			
# fd_list_neg_experience_7: Please list the the negative experience/s - Don't feel protected by the Ring			
Information	[Type= discrete] [Format=numeric] [Range= 1-7] [Missing=*]		
Statistics [NW/ W]	[Valid=0 /-] [Invalid=11825 /-]		
Value	Label	Cases	Percentage
1	Felt Discomfort	0	
2	Came out during sex	0	
3	Came out on its own	0	
4	Doesn't want the ring anymore	0	
5	Having an STI	0	
6	Abnormal pain	0	
7	Don't feel protected by the Ring	0	
Sysmiss		11825	
<i>Warning: these figures indicate the number of cases found in the data file. They cannot be interpreted as summary statistics of the population of interest.</i>			
# fd_list_side_effects_0: Does the participant has any of the following side effects? - No side effects			
Information	[Type= discrete] [Format=numeric] [Range= 0-3] [Missing=*]		
Statistics [NW/ W]	[Valid=0 /-] [Invalid=11825 /-]		
Value	Label	Cases	Percentage
0	No side effects	0	
1	Urinary tract infections	0	
2	Vaginal discharge or itching	0	
3	Pelvic or lower abdominal pain	0	
Sysmiss		11825	

# fd_list_side_effects_0: Does the participant has any of the following side effects? - No side effects			
<i>Warning: these figures indicate the number of cases found in the data file. They cannot be interpreted as summary statistics of the population of interest.</i>			
# fd_list_side_effects_1: Does the participant has any of the following side effects? - Urinary tract infe			
Information		[Type= discrete] [Format=numeric] [Range= 0-3] [Missing=*]	
Statistics [NW/ W]		[Valid=0 /-] [Invalid=11825 /-]	
Value	Label	Cases	Percentage
0	No side effects	0	
1	Urinary tract infections	0	
2	Vaginal discharge or itching	0	
3	Pelvic or lower abdominal pain	0	
Sysmiss		11825	
<i>Warning: these figures indicate the number of cases found in the data file. They cannot be interpreted as summary statistics of the population of interest.</i>			
# fd_list_side_effects_2: Does the participant has any of the following side effects? - Vaginal discharge			
Information		[Type= discrete] [Format=numeric] [Range= 0-3] [Missing=*]	
Statistics [NW/ W]		[Valid=0 /-] [Invalid=11825 /-]	
Value	Label	Cases	Percentage
0	No side effects	0	
1	Urinary tract infections	0	
2	Vaginal discharge or itching	0	
3	Pelvic or lower abdominal pain	0	
Sysmiss		11825	
<i>Warning: these figures indicate the number of cases found in the data file. They cannot be interpreted as summary statistics of the population of interest.</i>			
# fd_list_side_effects_3: Does the participant has any of the following side effects? - Pelvic or lower ab			
Information		[Type= discrete] [Format=numeric] [Range= 0-3] [Missing=*]	
Statistics [NW/ W]		[Valid=0 /-] [Invalid=11825 /-]	
Value	Label	Cases	Percentage
0	No side effects	0	
1	Urinary tract infections	0	
2	Vaginal discharge or itching	0	
3	Pelvic or lower abdominal pain	0	
Sysmiss		11825	
<i>Warning: these figures indicate the number of cases found in the data file. They cannot be interpreted as summary statistics of the population of interest.</i>			
# po_assess_date: Assessment date			
Information		[Type= discrete] [Format=character] [Missing=*]	
Statistics [NW/ W]		[Valid=69 /-]	
# po_given_birth: Since the last visit, has the participant given birth?			
Information		[Type= discrete] [Format=numeric] [Range= 1-93] [Missing=*]	
Statistics [NW/ W]		[Valid=69 /-] [Invalid=11756 /-]	
Value	Label	Cases	Percentage
1	Yes	40	58.0%
2	No	28	40.6%
93	Unknown	1	1.4%
Sysmiss		11756	
<i>Warning: these figures indicate the number of cases found in the data file. They cannot be interpreted as summary statistics of the population of interest.</i>			

# po_num_infants: Number of infants			
Information		[Type= discrete] [Format=numeric] [Range= 1-6] [Missing=*]	
Statistics [NW/ W]		[Valid=38 /-] [Invalid=11787 /-]	
Value	Label	Cases	Percentage
1	1	37	97.4%
2	2	1	2.6%
3	3	0	
4	4	0	
5	5	0	
6	6	0	
Sysmiss		11787	
<i>Warning: these figures indicate the number of cases found in the data file. They cannot be interpreted as summary statistics of the population of interest.</i>			
# po_preg_outcome: Pregnancy outcome			
Information		[Type= discrete] [Format=numeric] [Range= 1-6] [Missing=*]	
Statistics [NW/ W]		[Valid=40 /-] [Invalid=11785 /-]	
Value	Label	Cases	Percentage
1	Live birth (full term)	30	75.0%
2	Miscarriage (less than 20 weeks)	4	10.0%
3	Abortion (termination of pregnancy)	2	5.0%
4	Stillbirth (greater than 20 weeks)	2	5.0%
5	Ectopic	1	2.5%
6	Pre-term (less than 37 weeks)	1	2.5%
Sysmiss		11785	
<i>Warning: these figures indicate the number of cases found in the data file. They cannot be interpreted as summary statistics of the population of interest.</i>			
# po_preg_outcome_date: Date of pregnancy outcome			
Information		[Type= discrete] [Format=character] [Missing=*]	
Statistics [NW/ W]		[Valid=40 /-]	
# po_oth_ae_outcome: Any other adverse outcomes (incl encephaly, hernia, HIV)?			
Information		[Type= discrete] [Format=numeric] [Range= 1-2] [Missing=*]	
Statistics [NW/ W]		[Valid=40 /-] [Invalid=11785 /-]	
Value	Label	Cases	Percentage
1	Yes	0	
2	No	40	100.0%
Sysmiss		11785	
<i>Warning: these figures indicate the number of cases found in the data file. They cannot be interpreted as summary statistics of the population of interest.</i>			
# po_oth_ae_outcome_desc: Please describe other adverse outcomes			
Information		[Type= discrete] [Format=character] [Missing=*]	
Statistics [NW/ W]		[Valid=0 /-] [Invalid=0 /-]	
# po_delivery_mode: Mode of delivery			
Information		[Type= discrete] [Format=numeric] [Range= 1-2] [Missing=*]	
Statistics [NW/ W]		[Valid=31 /-] [Invalid=11794 /-]	
Value	Label	Cases	Percentage
1	Vaginal	22	71.0%

# po_delivery_mode: Mode of delivery			
Value	Label	Cases	Percentage
2	C-section	9	29.0%
Sysmiss		11794	
<i>Warning: these figures indicate the number of cases found in the data file. They cannot be interpreted as summary statistics of the population of interest.</i>			
# po_weeks_to_misc_term: How many weeks pregnant were you when you had the miscarriage/termination or chi			
Information	[Type= discrete] [Format=character] [Missing=*]		
Statistics [NW/ W]	[Valid=4 /-] [Invalid=0 /-]		
# po_any_problem_anom: Any other problems or anomalies with birth?			
Information	[Type= discrete] [Format=numeric] [Range= 1-2] [Missing=*]		
Statistics [NW/ W]	[Valid=39 /-] [Invalid=11786 /-]		
Value	Label	Cases	Percentage
1	Yes	4	10.3%
2	No	35	89.7%
Sysmiss		11786	
<i>Warning: these figures indicate the number of cases found in the data file. They cannot be interpreted as summary statistics of the population of interest.</i>			
# po_specify_problem_anom: Please specify details on other problems or anomalies with birth			
Information	[Type= discrete] [Format=character] [Missing=*]		
Statistics [NW/ W]	[Valid=4 /-] [Invalid=0 /-]		
# po_data_source: How were the data reported and captured?			
Information	[Type= discrete] [Format=numeric] [Range= 1-3] [Missing=*]		
Statistics [NW/ W]	[Valid=39 /-] [Invalid=11786 /-]		
Value	Label	Cases	Percentage
1	Self-reported	36	92.3%
2	Road to Health card	3	7.7%
3	PHDC	0	
Sysmiss		11786	
<i>Warning: these figures indicate the number of cases found in the data file. They cannot be interpreted as summary statistics of the population of interest.</i>			
# ih_infant_sex: Infant Gender			
Information	[Type= discrete] [Format=numeric] [Range= 1-2] [Missing=*]		
Statistics [NW/ W]	[Valid=30 /-] [Invalid=11795 /-]		
Value	Label	Cases	Percentage
1	Male	11	36.7%
2	Female	19	63.3%
Sysmiss		11795	
<i>Warning: these figures indicate the number of cases found in the data file. They cannot be interpreted as summary statistics of the population of interest.</i>			
# ih_birth_weight: Birthweight			
Information	[Type= discrete] [Format=character] [Missing=*]		
Statistics [NW/ W]	[Valid=30 /-] [Invalid=0 /-]		
# ih_infant_alive: Is the infant still alive?			
Information	[Type= discrete] [Format=numeric] [Range= 1-2] [Missing=*]		
Statistics [NW/ W]	[Valid=30 /-] [Invalid=11795 /-]		

# ih_infant_alive: Is the infant still alive?			
Value	Label	Cases	Percentage
1	Yes	30	100.0%
2	No	0	
Sysmiss		11795	
<i>Warning: these figures indicate the number of cases found in the data file. They cannot be interpreted as summary statistics of the population of interest.</i>			
# ih_time_to_death: When did your baby die?			
Information	[Type= discrete] [Format=numeric] [Range= 1-4] [Missing=*]		
Statistics [NW/ W]	[Valid=0 /-] [Invalid=11825 /-]		
Value	Label	Cases	Percentage
1	Less than 24 hours after birth	0	
2	24-48 hours after birth	0	
3	3-7 days after birth	0	
4	More than 7 days after birth	0	
Sysmiss		11825	
<i>Warning: these figures indicate the number of cases found in the data file. They cannot be interpreted as summary statistics of the population of interest.</i>			
# ih_how_is_baby_fed_current: How is your baby currently being fed?			
Information	[Type= discrete] [Format=numeric] [Range= 1-3] [Missing=*]		
Statistics [NW/ W]	[Valid=30 /-] [Invalid=11795 /-]		
Value	Label	Cases	Percentage
1	Exclusive breast feeding (only breast milk)	17	56.7%
2	Formula feeding only	9	30.0%
3	Mixed feeding (breast feeding plus formula)	4	13.3%
Sysmiss		11795	
<i>Warning: these figures indicate the number of cases found in the data file. They cannot be interpreted as summary statistics of the population of interest.</i>			
# ih_descr_baby_health: How would you describe your baby's health from birth until now?			
Information	[Type= discrete] [Format=numeric] [Range= 1-4] [Missing=*]		
Statistics [NW/ W]	[Valid=30 /-] [Invalid=11795 /-]		
Value	Label	Cases	Percentage
1	Very healthy	29	96.7%
2	Healthy	1	3.3%
3	Sometimes quite ill	0	
4	Almost always unwell	0	
Sysmiss		11795	
<i>Warning: these figures indicate the number of cases found in the data file. They cannot be interpreted as summary statistics of the population of interest.</i>			
# ih_calc_low_birth_weight: Calculate - Low birth weight			
Information	[Type= discrete] [Format=character] [Missing=*]		
Statistics [NW/ W]	[Valid=5338 /-] [Invalid=0 /-]		
# ec_discuss_emcontrac: Was emergency contraceptives discussed with the participant?			
Information	[Type= discrete] [Format=numeric] [Range= 1-2] [Missing=*]		
Statistics [NW/ W]	[Valid=4032 /-] [Invalid=7793 /-]		
Value	Label	Cases	Percentage
1	Yes	3984	98.8%

# ec_discuss_emcontrac: Was emergency contraceptives discussed with the participant?			
Value	Label	Cases	Percentage
2	No	48	1.2%
Sysmiss		7793	
<i>Warning: these figures indicate the number of cases found in the data file. They cannot be interpreted as summary statistics of the population of interest.</i>			
# ec_form_date: Date form completed			
Information	[Type= discrete] [Format=character] [Missing=*]		
Statistics [NW/ W]	[Valid=3984 /-]		
# ec_used_emcontrac_3mths: Did the participant take emergency contraceptives within the last 3 months?			
Information	[Type= discrete] [Format=numeric] [Range= 1-2] [Missing=*]		
Statistics [NW/ W]	[Valid=3984 /-] [Invalid=7841 /-]		
Value	Label	Cases	Percentage
1	Yes	36	0.9%
2	No	3948	99.1%
Sysmiss		7841	
<i>Warning: these figures indicate the number of cases found in the data file. They cannot be interpreted as summary statistics of the population of interest.</i>			
# ec_uptake_emcontrac: Did the participant uptake Emergency Contraception?			
Information	[Type= discrete] [Format=numeric] [Range= 1-2] [Missing=*]		
Statistics [NW/ W]	[Valid=3947 /-] [Invalid=7878 /-]		
Value	Label	Cases	Percentage
1	Yes	29	0.7%
2	No	3918	99.3%
Sysmiss		7878	
<i>Warning: these figures indicate the number of cases found in the data file. They cannot be interpreted as summary statistics of the population of interest.</i>			
# vs_exam_done: Was the participant's Vital Signs measured and Physical examination done?			
Information	[Type= discrete] [Format=numeric] [Range= 1-2] [Missing=*]		
Statistics [NW/ W]	[Valid=6646 /-] [Invalid=5179 /-]		
Value	Label	Cases	Percentage
1	Yes	6643	100.0%
2	No	3	0.0%
Sysmiss		5179	
<i>Warning: these figures indicate the number of cases found in the data file. They cannot be interpreted as summary statistics of the population of interest.</i>			
# vs_starttime: Vitals - Start time			
Information	[Type= discrete] [Format=character] [Missing=*]		
Statistics [NW/ W]	[Valid=6642 /-]		
# vs_meas_temp: Was Temperature measured?			
Information	[Type= discrete] [Format=numeric] [Range= 1-2] [Missing=*]		
Statistics [NW/ W]	[Valid=6642 /-] [Invalid=5183 /-]		
Value	Label	Cases	Percentage
1	Yes	6642	100.0%
2	No	0	
Sysmiss		5183	
<i>Warning: these figures indicate the number of cases found in the data file. They cannot be interpreted as summary statistics of the population of interest.</i>			

# vs_heart_temp: Temperature (Degrees Celsius)			
Information	[Type= discrete] [Format=character] [Missing=*]		
Statistics [NW/ W]	[Valid=6642 /-] [Invalid=0 /-]		
# vs_meas_heart_rate: Was Heart Rate measured?			
Information	[Type= discrete] [Format=numeric] [Range= 1-2] [Missing=*]		
Statistics [NW/ W]	[Valid=6642 /-] [Invalid=5183 /-]		
Value	Label	Cases	Percentage
1	Yes	6641	100.0%
2	No	1	0.0%
Systemmiss		5183	
<i>Warning: these figures indicate the number of cases found in the data file. They cannot be interpreted as summary statistics of the population of interest.</i>			
# vs_heart_rate: Record Heart Rate (bpm)			
Information	[Type= discrete] [Format=character] [Missing=*]		
Statistics [NW/ W]	[Valid=6642 /-] [Invalid=0 /-]		
# vs_meas_bp: Was Blood Pressure measured?			
Information	[Type= discrete] [Format=numeric] [Range= 1-2] [Missing=*]		
Statistics [NW/ W]	[Valid=6643 /-] [Invalid=5182 /-]		
Value	Label	Cases	Percentage
1	Yes	6642	100.0%
2	No	1	0.0%
Systemmiss		5182	
<i>Warning: these figures indicate the number of cases found in the data file. They cannot be interpreted as summary statistics of the population of interest.</i>			
# vs_r1_bp_sys: First BP Reading - Systolic			
Information	[Type= discrete] [Format=character] [Missing=*]		
Statistics [NW/ W]	[Valid=6642 /-] [Invalid=0 /-]		
# vs_r1_bp_dia: First BP Reading - Diastolic			
Information	[Type= discrete] [Format=character] [Missing=*]		
Statistics [NW/ W]	[Valid=6642 /-] [Invalid=0 /-]		
# vs_r2_bp_sys: Second BP Reading - Systolic			
Information	[Type= discrete] [Format=character] [Missing=*]		
Statistics [NW/ W]	[Valid=52 /-] [Invalid=0 /-]		
# vs_r2_bp_dia: Second BP Reading - Diastolic			
Information	[Type= discrete] [Format=character] [Missing=*]		
Statistics [NW/ W]	[Valid=52 /-] [Invalid=0 /-]		
# vs_r3_bp_sys: Third BP Reading - Systolic			
Information	[Type= discrete] [Format=character] [Missing=*]		
Statistics [NW/ W]	[Valid=17 /-] [Invalid=0 /-]		
# vs_r3_bp_dia: Third BP Reading - Diastolic			
Information	[Type= discrete] [Format=character] [Missing=*]		
Statistics [NW/ W]	[Valid=17 /-] [Invalid=0 /-]		

# vs_pe_nerve: Central Nervous System			
Information	[Type= discrete] [Format=numeric] [Range= 1-80] [Missing=*]		
Statistics [NW/ W]	[Valid=6643 /-] [Invalid=5182 /-]		
Value	Label	Cases	Percentage
1	Normal	6635	99.9%
2	Abnormal	1	0.0%
80	Nurse's discretion to skip question	7	0.1%
Sysmiss		5182	
<i>Warning: these figures indicate the number of cases found in the data file. They cannot be interpreted as summary statistics of the population of interest.</i>			
# vs_pe_nerve_abn: Specify abnormality for: Central Nervous System			
Information	[Type= discrete] [Format=character] [Missing=*]		
Statistics [NW/ W]	[Valid=1 /-] [Invalid=0 /-]		
# vs_pe_cardio: Cardiovascular System			
Information	[Type= discrete] [Format=numeric] [Range= 1-80] [Missing=*]		
Statistics [NW/ W]	[Valid=6643 /-] [Invalid=5182 /-]		
Value	Label	Cases	Percentage
1	Normal	6630	99.8%
2	Abnormal	6	0.1%
80	Nurse's discretion to skip question	7	0.1%
Sysmiss		5182	
<i>Warning: these figures indicate the number of cases found in the data file. They cannot be interpreted as summary statistics of the population of interest.</i>			
# vs_pe_cardio_abn: Specify abnormality for: Cardiovascular System			
Information	[Type= discrete] [Format=character] [Missing=*]		
Statistics [NW/ W]	[Valid=6 /-]		

# vs_pe_resp: Respiratory System			
Information	[Type= discrete] [Format=numeric] [Range= 1-80] [Missing=*]		
Statistics [NW/ W]	[Valid=6643 /-] [Invalid=5182 /-]		
Value	Label	Cases	Percentage
1	Normal	6623	99.7%
2	Abnormal	13	0.2%
80	Nurse's discretion to skip question	7	0.1%
Sysmiss		5182	
<i>Warning: these figures indicate the number of cases found in the data file. They cannot be interpreted as summary statistics of the population of interest.</i>			
# vs_pe_resp_abn: Specify abnormality for: Respiratory System			
Information	[Type= discrete] [Format=character] [Missing=*]		
Statistics [NW/ W]	[Valid=13 /-]		
# vs_pe_gastro: Gastrointestinal System			
Information	[Type= discrete] [Format=numeric] [Range= 1-80] [Missing=*]		
Statistics [NW/ W]	[Valid=6643 /-] [Invalid=5182 /-]		
Value	Label	Cases	Percentage
1	Normal	6634	99.9%
2	Abnormal	2	0.0%
80	Nurse's discretion to skip question	7	0.1%
Sysmiss		5182	
<i>Warning: these figures indicate the number of cases found in the data file. They cannot be interpreted as summary statistics of the population of interest.</i>			
# vs_pe_gastro_abn: Specify abnormality for: Gastrointestinal System			
Information	[Type= discrete] [Format=character] [Missing=*]		
Statistics [NW/ W]	[Valid=2 /-] [Invalid=0 /-]		
# vs_pe_skin: Skin			
Information	[Type= discrete] [Format=numeric] [Range= 1-80] [Missing=*]		
Statistics [NW/ W]	[Valid=6643 /-] [Invalid=5182 /-]		
Value	Label	Cases	Percentage
1	Normal	6604	99.4%
2	Abnormal	32	0.5%
80	Nurse's discretion to skip question	7	0.1%
Sysmiss		5182	
<i>Warning: these figures indicate the number of cases found in the data file. They cannot be interpreted as summary statistics of the population of interest.</i>			
# vs_pe_skin_abn: Specify abnormality for: Skin			
Information	[Type= discrete] [Format=character] [Missing=*]		
Statistics [NW/ W]	[Valid=32 /-]		
# vs_pe_joints: Joints			
Information	[Type= discrete] [Format=numeric] [Range= 1-80] [Missing=*]		
Statistics [NW/ W]	[Valid=6642 /-] [Invalid=5183 /-]		
Value	Label	Cases	Percentage
1	Normal	6627	99.8%
2	Abnormal	5	0.1%
80	Nurse's discretion to skip question	10	0.2%

# vs_pe_joints: Joints			
Value	Label	Cases	Percentage
Sysmiss		5183	
<i>Warning: these figures indicate the number of cases found in the data file. They cannot be interpreted as summary statistics of the population of interest.</i>			
# vs_pe_joints_abn: Specify abnormality for: Joints			
Information	[Type= discrete] [Format=character] [Missing=*]		
Statistics [NW/ W]	[Valid=5 /-]		
# vs_stoptime: Vitals - Stop time			
Information	[Type= discrete] [Format=character] [Missing=*]		
Statistics [NW/ W]	[Valid=6643 /-]		
# sp_sti_reas_not_collect: What is the reason why the person is not willing to provide a sample?			
Information	[Type= discrete] [Format=numeric] [Range= 0-96] [Missing=*]		
Statistics [NW/ W]	[Valid=3309 /-] [Invalid=8516 /-]		
Value	Label	Cases	Percentage
0	Not applicable to this visit	3296	99.6%
1	Not interested	2	0.1%
2	Not sexually active	3	0.1%
3	To be initiated on the LAPIS study	0	
96	Other (specify)	8	0.2%
Sysmiss		8516	
<i>Warning: these figures indicate the number of cases found in the data file. They cannot be interpreted as summary statistics of the population of interest.</i>			
# rl_reviewed_date: Review date			
Information	[Type= discrete] [Format=character] [Missing=*]		
Statistics [NW/ W]	[Valid=81 /-]		
# rl_reviewed_elisa_hiv: Was the Elisa HIV Result reviewed?			
Information	[Type= discrete] [Format=numeric] [Range= 1-2] [Missing=*]		
Statistics [NW/ W]	[Valid=46 /-] [Invalid=11779 /-]		
Value	Label	Cases	Percentage
1	Yes	46	100.0%
2	No	0	
Sysmiss		11779	
<i>Warning: these figures indicate the number of cases found in the data file. They cannot be interpreted as summary statistics of the population of interest.</i>			
# rl_recall_for_elisa_hiv: Should the participant be recalled to the clinic for a visit with the Study Doct			
Information	[Type= discrete] [Format=numeric] [Range= 1-2] [Missing=*]		
Statistics [NW/ W]	[Valid=46 /-] [Invalid=11779 /-]		
Value	Label	Cases	Percentage
1	Yes	0	
2	No	46	100.0%
Sysmiss		11779	
<i>Warning: these figures indicate the number of cases found in the data file. They cannot be interpreted as summary statistics of the population of interest.</i>			
# rl_reviewed_dbs_hiv: Was the DBS HIV Result reviewed?			
Information	[Type= discrete] [Format=numeric] [Range= 1-2] [Missing=*]		
Statistics [NW/ W]	[Valid=17 /-] [Invalid=11808 /-]		

# rl_reviewed_dbs_hiv: Was the DBS HIV Result reviewed?			
Value	Label	Cases	Percentage
1	Yes	17	100.0%
2	No	0	
Sysmiss		11808	
<i>Warning: these figures indicate the number of cases found in the data file. They cannot be interpreted as summary statistics of the population of interest.</i>			
# rl_recall_for_dbs_hiv: Should the participant be recalled to the clinic for a visit with the Study Doct			
Information	[Type= discrete] [Format=numeric] [Range= 1-2] [Missing=*]		
Statistics [NW/ W]	[Valid=17 /-] [Invalid=11808 /-]		
Value	Label	Cases	Percentage
1	Yes	0	
2	No	17	100.0%
Sysmiss		11808	
<i>Warning: these figures indicate the number of cases found in the data file. They cannot be interpreted as summary statistics of the population of interest.</i>			
# rl_reviewed_elisa_vl: Was the Elisa Viral Load Result reviewed?			
Information	[Type= discrete] [Format=numeric] [Range= 1-2] [Missing=*]		
Statistics [NW/ W]	[Valid=0 /-] [Invalid=11825 /-]		
Value	Label	Cases	Percentage
1	Yes	0	
2	No	0	
Sysmiss		11825	
<i>Warning: these figures indicate the number of cases found in the data file. They cannot be interpreted as summary statistics of the population of interest.</i>			
# rl_recall_for_elisa_vl: Should the participant be recalled to the clinic for a visit with the Study Doct			
Information	[Type= discrete] [Format=numeric] [Range= 1-2] [Missing=*]		
Statistics [NW/ W]	[Valid=0 /-] [Invalid=11825 /-]		
Value	Label	Cases	Percentage
1	Yes	0	
2	No	0	
Sysmiss		11825	
<i>Warning: these figures indicate the number of cases found in the data file. They cannot be interpreted as summary statistics of the population of interest.</i>			
# rl_reviewed_dbs_vl: Was the DBS Viral Load Result reviewed?			
Information	[Type= discrete] [Format=numeric] [Range= 1-2] [Missing=*]		
Statistics [NW/ W]	[Valid=0 /-] [Invalid=11825 /-]		
Value	Label	Cases	Percentage
1	Yes	0	
2	No	0	
Sysmiss		11825	
<i>Warning: these figures indicate the number of cases found in the data file. They cannot be interpreted as summary statistics of the population of interest.</i>			
# rl_recall_for_dbs_vl: Should the participant be recalled to the clinic for a visit with the Study Doct			
Information	[Type= discrete] [Format=numeric] [Range= 1-2] [Missing=*]		
Statistics [NW/ W]	[Valid=0 /-] [Invalid=11825 /-]		
Value	Label	Cases	Percentage
1	Yes	0	

# rl_recall_for_dbs_vl: Should the participant be recalled to the clinic for a visit with the Study Doct			
Value	Label	Cases	Percentage
2	No	0	
Sysmiss		11825	
<i>Warning: these figures indicate the number of cases found in the data file. They cannot be interpreted as summary statistics of the population of interest.</i>			
# rl_reviewed_cd4: Was the CD4 Result reviewed?			
Information	[Type= discrete] [Format=numeric] [Range= 1-2] [Missing=*]		
Statistics [NW/ W]	[Valid=0 /-] [Invalid=11825 /-]		
Value	Label	Cases	Percentage
1	Yes	0	
2	No	0	
Sysmiss		11825	
<i>Warning: these figures indicate the number of cases found in the data file. They cannot be interpreted as summary statistics of the population of interest.</i>			
# rl_recall_for_cd4: Should the participant be recalled to the clinic for a visit with the Study Doct			
Information	[Type= discrete] [Format=numeric] [Range= 1-2] [Missing=*]		
Statistics [NW/ W]	[Valid=0 /-] [Invalid=11825 /-]		
Value	Label	Cases	Percentage
1	Yes	0	
2	No	0	
Sysmiss		11825	
<i>Warning: these figures indicate the number of cases found in the data file. They cannot be interpreted as summary statistics of the population of interest.</i>			
# rl_reviewed_truv: Was the Truvado drug level Result reviewed?			
Information	[Type= discrete] [Format=numeric] [Range= 1-2] [Missing=*]		
Statistics [NW/ W]	[Valid=0 /-] [Invalid=11825 /-]		
Value	Label	Cases	Percentage
1	Yes	0	
2	No	0	
Sysmiss		11825	
<i>Warning: these figures indicate the number of cases found in the data file. They cannot be interpreted as summary statistics of the population of interest.</i>			
# rl_recall_for_truv: Should the participant be recalled to the clinic for a visit with the Study Doct			
Information	[Type= discrete] [Format=numeric] [Range= 1-2] [Missing=*]		
Statistics [NW/ W]	[Valid=0 /-] [Invalid=11825 /-]		
Value	Label	Cases	Percentage
1	Yes	0	
2	No	0	
Sysmiss		11825	
<i>Warning: these figures indicate the number of cases found in the data file. They cannot be interpreted as summary statistics of the population of interest.</i>			
# rl_reviewed_nhls: Was the NHLS Result reviewed?			
Information	[Type= discrete] [Format=numeric] [Range= 1-2] [Missing=*]		
Statistics [NW/ W]	[Valid=46 /-] [Invalid=11779 /-]		
Value	Label	Cases	Percentage
1	Yes	46	100.0%
2	No	0	

# rl_reviewed_nhls: Was the NHLS Result reviewed?			
Value	Label	Cases	Percentage
1	Yes	11779	
2	No		
System			
<i>Warning: these figures indicate the number of cases found in the data file. They cannot be interpreted as summary statistics of the population of interest.</i>			
# rl_recall_for_nhls: Should the participant be recalled to the clinic for a visit with the Study Doct			
Information		[Type= discrete] [Format=numeric] [Range= 1-2] [Missing=*]	
Statistics [NW/ W]		[Valid=46 /-] [Invalid=11779 /-]	
Value	Label	Cases	Percentage
1	Yes	1	2.2%
2	No	45	97.8%
System		11779	
<i>Warning: these figures indicate the number of cases found in the data file. They cannot be interpreted as summary statistics of the population of interest.</i>			
# rl_upload_docs: Please use this field to upload any lab reports and documents. (Optional)			
Information		[Type= discrete] [Format=character] [Missing=*]	
Statistics [NW/ W]		[Valid=1 /-] [Invalid=0 /-]	
# rl_calc_recall: Calculated - Recalling participant for a clinic visit			
Information		[Type= discrete] [Format=character] [Missing=*]	
Statistics [NW/ W]		[Valid=7144 /-] [Invalid=0 /-]	
# rp_was_recalled: Was the participant recalled to the clinic?			
Information		[Type= discrete] [Format=numeric] [Range= 1-2] [Missing=*]	
Statistics [NW/ W]		[Valid=0 /-] [Invalid=11825 /-]	
Value	Label	Cases	Percentage
1	Yes	0	
2	No	0	
System		11825	
<i>Warning: these figures indicate the number of cases found in the data file. They cannot be interpreted as summary statistics of the population of interest.</i>			
# rp_recalled_date: On which date was the participant Recalled?			
Information		[Type= discrete] [Format=character] [Missing=*]	
Statistics [NW/ W]		[Valid=0 /-]	
# fs_health_pro_done: Was the participant counselled about Health Promotion?			
Information		[Type= discrete] [Format=numeric] [Range= 1-2] [Missing=*]	
Statistics [NW/ W]		[Valid=6633 /-] [Invalid=5192 /-]	
Value	Label	Cases	Percentage
1	Yes	6624	99.9%
2	No	9	0.1%
System		5192	
<i>Warning: these figures indicate the number of cases found in the data file. They cannot be interpreted as summary statistics of the population of interest.</i>			
# fc_starttime: Health Promotion - Start time			
Information		[Type= discrete] [Format=character] [Missing=*]	
Statistics [NW/ W]		[Valid=6624 /-]	
# fc_diet: Discussing Diet:			
Information		[Type= discrete] [Format=numeric] [Range= 1-3] [Missing=*]	

fc_diet: Discussing Diet:

Statistics [NW/ W]	[Valid=6624 /-] [Invalid=5201 /-]
---------------------------	-----------------------------------

Value	Label	Cases	Percentage
1	Yes	3565	53.8%
2	No	2055	31.0%
3	Not applicable	1004	15.2%
Sysmiss		5201	

Warning: these figures indicate the number of cases found in the data file. They cannot be interpreted as summary statistics of the population of interest.

fc_exercise: Discussing Exercise:

Information	[Type= discrete] [Format=numeric] [Range= 1-3] [Missing=*]
--------------------	--

Statistics [NW/ W]	[Valid=6624 /-] [Invalid=5201 /-]
---------------------------	-----------------------------------

Value	Label	Cases	Percentage
1	Yes	3485	52.6%
2	No	2126	32.1%
3	Not applicable	1013	15.3%
Sysmiss		5201	

Warning: these figures indicate the number of cases found in the data file. They cannot be interpreted as summary statistics of the population of interest.

fc_alcohol: Discussing Alcohol consumption:

Information	[Type= discrete] [Format=numeric] [Range= 1-3] [Missing=*]
--------------------	--

Statistics [NW/ W]	[Valid=6624 /-] [Invalid=5201 /-]
---------------------------	-----------------------------------

Value	Label	Cases	Percentage
1	Yes	1354	20.4%
2	No	3926	59.3%
3	Not applicable	1344	20.3%
Sysmiss		5201	

Warning: these figures indicate the number of cases found in the data file. They cannot be interpreted as summary statistics of the population of interest.

fc_mental_health: Discussing Mental Health Issues: Anxious, depresses, sleeplessness, worried

Information	[Type= discrete] [Format=numeric] [Range= 1-3] [Missing=*]
--------------------	--

Statistics [NW/ W]	[Valid=6624 /-] [Invalid=5201 /-]
---------------------------	-----------------------------------

Value	Label	Cases	Percentage
1	Yes	1393	21.0%
2	No	3864	58.3%
3	Not applicable	1367	20.6%
Sysmiss		5201	

Warning: these figures indicate the number of cases found in the data file. They cannot be interpreted as summary statistics of the population of interest.





fc_fertility_advice: Overall fertility advice

Information	[Type= discrete] [Format=numeric] [Range= 1-3] [Missing=*]
--------------------	--

Statistics [NW/ W]	[Valid=4031 /-] [Invalid=7794 /-]
---------------------------	-----------------------------------

Value	Label	Cases	Percentage
1	Preconception advice	372	9.2%
2	Pregnancy advice	358	8.9%
3	Contraception advice	3301	81.9%
Sysmiss		7794	

Warning: these figures indicate the number of cases found in the data file. They cannot be interpreted as summary statistics of the population of interest.

# fc_contraception_1: Types of contraception discussed - Condoms			
Information		[Type= discrete] [Format=numeric] [Range= 1-6] [Missing=*]	
Statistics [NW/ W]		[Valid=3968 /-] [Invalid=7857 /-]	
Value	Label	Cases	Percentage
1	Condoms	3968	 100.0%
2	Oral contraceptive pills	0	
3	Injectable contraceptives	0	
4	Implants	0	
5	IUD/loop	0	
6	Sterilization	0	
Sysmiss		7857	
<i>Warning: these figures indicate the number of cases found in the data file. They cannot be interpreted as summary statistics of the population of interest.</i>			
# fc_contraception_2: Types of contraception discussed - Oral contraceptive pills			
Information		[Type= discrete] [Format=numeric] [Range= 1-6] [Missing=*]	
Statistics [NW/ W]		[Valid=3302 /-] [Invalid=8523 /-]	
Value	Label	Cases	Percentage
1	Condoms	0	
2	Oral contraceptive pills	3302	 100.0%
3	Injectable contraceptives	0	
4	Implants	0	
5	IUD/loop	0	
6	Sterilization	0	
Sysmiss		8523	
<i>Warning: these figures indicate the number of cases found in the data file. They cannot be interpreted as summary statistics of the population of interest.</i>			
# fc_contraception_3: Types of contraception discussed - Injectable contraceptives			
Information		[Type= discrete] [Format=numeric] [Range= 1-6] [Missing=*]	
Statistics [NW/ W]		[Valid=3350 /-] [Invalid=8475 /-]	
Value	Label	Cases	Percentage
1	Condoms	0	
2	Oral contraceptive pills	0	
3	Injectable contraceptives	3350	 100.0%
4	Implants	0	
5	IUD/loop	0	
6	Sterilization	0	
Sysmiss		8475	
<i>Warning: these figures indicate the number of cases found in the data file. They cannot be interpreted as summary statistics of the population of interest.</i>			
# fc_contraception_4: Types of contraception discussed - Implants			
Information		[Type= discrete] [Format=numeric] [Range= 1-6] [Missing=*]	
Statistics [NW/ W]		[Valid=2730 /-] [Invalid=9095 /-]	
Value	Label	Cases	Percentage
1	Condoms	0	
2	Oral contraceptive pills	0	
3	Injectable contraceptives	0	
4	Implants	2730	 100.0%

# fc_contraception_4: Types of contraception discussed - Implants			
Value	Label	Cases	Percentage
5	IUD/loop	0	
6	Sterilization	0	
Sysmiss		9095	
<i>Warning: these figures indicate the number of cases found in the data file. They cannot be interpreted as summary statistics of the population of interest.</i>			
# fc_contraception_5: Types of contraception discussed - IUD/loop			
Information	[Type= discrete] [Format=numeric] [Range= 1-6] [Missing=*]		
Statistics [NW/ W]	[Valid=521 /-] [Invalid=11304 /-]		
Value	Label	Cases	Percentage
1	Condoms	0	
2	Oral contraceptive pills	0	
3	Injectable contraceptives	0	
4	Implants	0	
5	IUD/loop	521	100.0%
6	Sterilization	0	
Sysmiss		11304	
<i>Warning: these figures indicate the number of cases found in the data file. They cannot be interpreted as summary statistics of the population of interest.</i>			
# fc_contraception_6: Types of contraception discussed - Sterilization			
Information	[Type= discrete] [Format=numeric] [Range= 1-6] [Missing=*]		
Statistics [NW/ W]	[Valid=42 /-] [Invalid=11783 /-]		
Value	Label	Cases	Percentage
1	Condoms	0	
2	Oral contraceptive pills	0	
3	Injectable contraceptives	0	
4	Implants	0	
5	IUD/loop	0	
6	Sterilization	42	100.0%
Sysmiss		11783	
<i>Warning: these figures indicate the number of cases found in the data file. They cannot be interpreted as summary statistics of the population of interest.</i>			
# fc_safmt_sex_counseling_1: Counseling on Safer Sex Health - Condom			
Information	[Type= discrete] [Format=numeric] [Range= 1-4] [Missing=*]		
Statistics [NW/ W]	[Valid=6595 /-] [Invalid=5230 /-]		
Value	Label	Cases	Percentage
1	Condom	6595	100.0%
2	Regular HIV Testing	0	
3	Partner HIV Testing (know your partner's status)	0	
4	Genital Hygiene	0	
Sysmiss		5230	
<i>Warning: these figures indicate the number of cases found in the data file. They cannot be interpreted as summary statistics of the population of interest.</i>			
# fc_safmt_sex_counseling_2: Counseling on Safer Sex Health - Regular HIV Testing			
Information	[Type= discrete] [Format=numeric] [Range= 1-4] [Missing=*]		
Statistics [NW/ W]	[Valid=6426 /-] [Invalid=5399 /-]		

# fc_safmt_sex_counseling_2: Counseling on Safer Sex Health - Regular HIV Testing			
Value	Label	Cases	Percentage
1	Condom	0	
2	Regular HIV Testing	6426	100.0%
3	Partner HIV Testing (know your partner's status)	0	
4	Genital Hygiene	0	
Sysmiss		5399	
<i>Warning: these figures indicate the number of cases found in the data file. They cannot be interpreted as summary statistics of the population of interest.</i>			
# fc_safmt_sex_counseling_3: Counseling on Safer Sex Health - Partner HIV Testing (know your partner's status)			
Information	[Type= discrete] [Format=numeric] [Range= 1-4] [Missing=*]		
Statistics [NW/ W]	[Valid=5184 /-] [Invalid=6641 /-]		
Value	Label	Cases	Percentage
1	Condom	0	
2	Regular HIV Testing	0	
3	Partner HIV Testing (know your partner's status)	5184	100.0%
4	Genital Hygiene	0	
Sysmiss		6641	
<i>Warning: these figures indicate the number of cases found in the data file. They cannot be interpreted as summary statistics of the population of interest.</i>			
# fc_safmt_sex_counseling_4: Counseling on Safer Sex Health - Genital Hygiene			
Information	[Type= discrete] [Format=numeric] [Range= 1-4] [Missing=*]		
Statistics [NW/ W]	[Valid=2572 /-] [Invalid=9253 /-]		
Value	Label	Cases	Percentage
1	Condom	0	
2	Regular HIV Testing	0	
3	Partner HIV Testing (know your partner's status)	0	
4	Genital Hygiene	2572	100.0%
Sysmiss		9253	
<i>Warning: these figures indicate the number of cases found in the data file. They cannot be interpreted as summary statistics of the population of interest.</i>			
# fs_was_condom_disp: Did you dispense condoms to the participant?			
Information	[Type= discrete] [Format=numeric] [Range= 1-2] [Missing=*]		
Statistics [NW/ W]	[Valid=6624 /-] [Invalid=5201 /-]		
Value	Label	Cases	Percentage
1	Yes	4350	65.7%
2	No	2274	34.3%
Sysmiss		5201	
<i>Warning: these figures indicate the number of cases found in the data file. They cannot be interpreted as summary statistics of the population of interest.</i>			
# fs_num_male_condom: How many male condoms were dispensed? (Number of individual condoms, not package)			
Information	[Type= discrete] [Format=character] [Missing=*]		
Statistics [NW/ W]	[Valid=4350 /-] [Invalid=0 /-]		
# fc_counsel_vmmc: Counselling around the benefits of voluntary medical male circumcision (VMMC)			
Information	[Type= discrete] [Format=numeric] [Range= 1-3] [Missing=*]		
Statistics [NW/ W]	[Valid=2592 /-] [Invalid=9233 /-]		

# fc_counsel_vmmc: Counselling around the benefits of voluntary medical male circumcision (VMMC)			
Value	Label	Cases	Percentage
1	Yes	693	26.7%
2	No	1108	42.7%
3	Not applicable	791	30.5%
Sysmiss		9233	
<i>Warning: these figures indicate the number of cases found in the data file. They cannot be interpreted as summary statistics of the population of interest.</i>			
# fc_stoptime: Health Promotion - Stop time			
Information	[Type= discrete] [Format=character] [Missing=*]		
Statistics [NW/ W]	[Valid=6624 /-]		

# ce_check_elig_done: Was the participant's Suitability for PrEP checked?			
Information		[Type= discrete] [Format=numeric] [Range= 1-2] [Missing=*]	
Statistics [NW/ W]		[Valid=6612 /-] [Invalid=5213 /-]	
Value	Label	Cases	Percentage
1	Yes	6578	99.5%
2	No	34	0.5%
Sysmiss		5213	
<i>Warning: these figures indicate the number of cases found in the data file. They cannot be interpreted as summary statistics of the population of interest.</i>			
# ce_starttime: Checking Eligibility - Start time			
Information		[Type= discrete] [Format=character] [Missing=*]	
Statistics [NW/ W]		[Valid=6578 /-]	
# ce_elig_known_hiv_pos: Is the participant known to be HIV Positive?			
Information		[Type= discrete] [Format=numeric] [Range= 1-2] [Missing=*]	
Statistics [NW/ W]		[Valid=0 /-] [Invalid=11825 /-]	
Value	Label	Cases	Percentage
1	Yes	0	
2	No	0	
Sysmiss		11825	
<i>Warning: these figures indicate the number of cases found in the data file. They cannot be interpreted as summary statistics of the population of interest.</i>			
# ce_elig_hiv_neg: Does the participant have a HIV Negative confirmatory test result?			
Information		[Type= discrete] [Format=numeric] [Range= 1-2] [Missing=*]	
Statistics [NW/ W]		[Valid=6577 /-] [Invalid=5248 /-]	
Value	Label	Cases	Percentage
1	Yes	6486	98.6%
2	No	91	1.4%
Sysmiss		5248	
<i>Warning: these figures indicate the number of cases found in the data file. They cannot be interpreted as summary statistics of the population of interest.</i>			
# ce_elig_sexual_activ: Is the participant sexually active?			
Information		[Type= discrete] [Format=numeric] [Range= 1-2] [Missing=*]	
Statistics [NW/ W]		[Valid=3248 /-] [Invalid=8577 /-]	
Value	Label	Cases	Percentage
1	Yes	3180	97.9%
2	No	68	2.1%
Sysmiss		8577	
<i>Warning: these figures indicate the number of cases found in the data file. They cannot be interpreted as summary statistics of the population of interest.</i>			
# ce_pep_unpotect_sex: Have you had unprotected Sex with a stranger or a person of unknown HIV status?			
Information		[Type= discrete] [Format=numeric] [Range= 1-2] [Missing=*]	
Statistics [NW/ W]		[Valid=6486 /-] [Invalid=5339 /-]	
Value	Label	Cases	Percentage
1	Yes	105	1.6%
2	No	6381	98.4%
Sysmiss		5339	
<i>Warning: these figures indicate the number of cases found in the data file. They cannot be interpreted as summary statistics of the population of interest.</i>			

# ce_pep_took_prep: Have you been taking your PrEP medication continuously for 7 days before having			
Information	[Type= discrete] [Format=numeric] [Range= 1-2] [Missing=*]		
Statistics [NW/ W]	[Valid=35 /-] [Invalid=11790 /-]		
Value	Label	Cases	Percentage
1	Yes	14	40.0%
2	No	21	60.0%
Sysmiss		11790	
<i>Warning: these figures indicate the number of cases found in the data file. They cannot be interpreted as summary statistics of the population of interest.</i>			
# ce_pep_busted_condom: Have you had a Busted condom while having sex with a person of unknown status?			
Information	[Type= discrete] [Format=numeric] [Range= 1-2] [Missing=*]		
Statistics [NW/ W]	[Valid=6485 /-] [Invalid=5340 /-]		
Value	Label	Cases	Percentage
1	Yes	5	0.1%
2	No	6480	99.9%
Sysmiss		5340	
<i>Warning: these figures indicate the number of cases found in the data file. They cannot be interpreted as summary statistics of the population of interest.</i>			
# ce_pep_sex_assaulted: Have you been sexually assaulted?			
Information	[Type= discrete] [Format=numeric] [Range= 1-2] [Missing=*]		
Statistics [NW/ W]	[Valid=6486 /-] [Invalid=5339 /-]		
Value	Label	Cases	Percentage
1	Yes	0	
2	No	6486	100.0%
Sysmiss		5339	
<i>Warning: these figures indicate the number of cases found in the data file. They cannot be interpreted as summary statistics of the population of interest.</i>			
# ce_pep_shared_needle: Have you shared a Needle or any other sharp equipment to inject drugs?			
Information	[Type= discrete] [Format=numeric] [Range= 1-2] [Missing=*]		
Statistics [NW/ W]	[Valid=6486 /-] [Invalid=5339 /-]		
Value	Label	Cases	Percentage
1	Yes	1	0.0%
2	No	6485	100.0%
Sysmiss		5339	
<i>Warning: these figures indicate the number of cases found in the data file. They cannot be interpreted as summary statistics of the population of interest.</i>			
# ce_pep_expos_fluids: Have you been exposed to contagious body fluids/semen/blood?			
Information	[Type= discrete] [Format=numeric] [Range= 1-2] [Missing=*]		
Statistics [NW/ W]	[Valid=6486 /-] [Invalid=5339 /-]		
Value	Label	Cases	Percentage
1	Yes	69	1.1%
2	No	6417	98.9%
Sysmiss		5339	
<i>Warning: these figures indicate the number of cases found in the data file. They cannot be interpreted as summary statistics of the population of interest.</i>			
# ce_update_pep: Did the participant uptake PEP?			
Information	[Type= discrete] [Format=numeric] [Range= 1-2] [Missing=*]		
Statistics [NW/ W]	[Valid=98 /-] [Invalid=11727 /-]		

# ce_update_pep: Did the participant uptake PEP?			
Value	Label	Cases	Percentage
1	Yes	68	69.4%
2	No	30	30.6%
Sysmiss		11727	
<i>Warning: these figures indicate the number of cases found in the data file. They cannot be interpreted as summary statistics of the population of interest.</i>			
# ce_will_contin_prep: Is the participant happy to continue on PrEP?			
Information	[Type= discrete] [Format=numeric] [Range= 1-2] [Missing=*]		
Statistics [NW/ W]	[Valid=3701 /-] [Invalid=8124 /-]		
Value	Label	Cases	Percentage
1	Yes	3372	91.1%
2	No	329	8.9%
Sysmiss		8124	
<i>Warning: these figures indicate the number of cases found in the data file. They cannot be interpreted as summary statistics of the population of interest.</i>			
# ce_contin_same_prep: Is the participant continuing on the same method of PrEP ([end_of_study_arm_1][c			
Information	[Type= discrete] [Format=numeric] [Range= 1-2] [Missing=*]		
Statistics [NW/ W]	[Valid=3372 /-] [Invalid=8453 /-]		
Value	Label	Cases	Percentage
1	Yes	3034	90.0%
2	No	338	10.0%
Sysmiss		8453	
<i>Warning: these figures indicate the number of cases found in the data file. They cannot be interpreted as summary statistics of the population of interest.</i>			
# ce_elig_risk_hiv: Is the participant at significant risk of acquiring HIV infection? *Adolescents			
Information	[Type= discrete] [Format=numeric] [Range= 1-2] [Missing=*]		
Statistics [NW/ W]	[Valid=2836 /-] [Invalid=8989 /-]		
Value	Label	Cases	Percentage
1	Yes	2723	96.0%
2	No	113	4.0%
Sysmiss		8989	
<i>Warning: these figures indicate the number of cases found in the data file. They cannot be interpreted as summary statistics of the population of interest.</i>			
# ce_elig_num_sex_partner: With how many different persons did the participants had sex with, 12 months?			
Information	[Type= discrete] [Format=character] [Missing=*]		
Statistics [NW/ W]	[Valid=2621 /-] [Invalid=0 /-]		
# ce_elig_num_unpotect: Has the participant had unprotected sex with HIV positive partners or partners w			
Information	[Type= discrete] [Format=numeric] [Range= 1-2] [Missing=*]		
Statistics [NW/ W]	[Valid=2832 /-] [Invalid=8993 /-]		
Value	Label	Cases	Percentage
1	Yes	2108	74.4%
2	No	724	25.6%
Sysmiss		8993	
<i>Warning: these figures indicate the number of cases found in the data file. They cannot be interpreted as summary statistics of the population of interest.</i>			
# ce_elig_under_influe: Did the participant ever had sex while under the influence of alcohol and/or dru			
Information	[Type= discrete] [Format=numeric] [Range= 1-2] [Missing=*]		

# ce_elig_under_influe: Did the participant ever had sex while under the influence of alcohol and/or dru			
Statistics [NW/ W]		[Valid=2832 /-] [Invalid=8993 /-]	
Value	Label	Cases	Percentage
1	Yes	281	9.9%
2	No	2551	90.1%
Sysmiss		8993	
<i>Warning: these figures indicate the number of cases found in the data file. They cannot be interpreted as summary statistics of the population of interest.</i>			
# ce_elig_trans_sex: Over the past year, has the participant ever engaged in the exchange of sex for			
Information		[Type= discrete] [Format=numeric] [Range= 1-2] [Missing=*]	
Statistics [NW/ W]		[Valid=2833 /-] [Invalid=8992 /-]	
Value	Label	Cases	Percentage
1	Yes	38	1.3%
2	No	2795	98.7%
Sysmiss		8992	
<i>Warning: these figures indicate the number of cases found in the data file. They cannot be interpreted as summary statistics of the population of interest.</i>			
# ce_elig_will_take_tablet: Is the participant willing and able to take a tablet for HIV prevention?			
Information		[Type= discrete] [Format=numeric] [Range= 1-2] [Missing=*]	
Statistics [NW/ W]		[Valid=0 /-] [Invalid=11825 /-]	
Value	Label	Cases	Percentage
1	Yes	0	
2	No	0	
Sysmiss		11825	
<i>Warning: these figures indicate the number of cases found in the data file. They cannot be interpreted as summary statistics of the population of interest.</i>			
# ce_elig_will_use_condom: Does the participant fully understands that the protection provided by PrEP is n			
Information		[Type= discrete] [Format=numeric] [Range= 1-2] [Missing=*]	
Statistics [NW/ W]		[Valid=0 /-] [Invalid=11825 /-]	
Value	Label	Cases	Percentage
1	Yes	0	
2	No	0	
Sysmiss		11825	
<i>Warning: these figures indicate the number of cases found in the data file. They cannot be interpreted as summary statistics of the population of interest.</i>			
# ce_elig_will_atnd_visits: Is the participant willing and able to attend 3 monthly Clinic Visits?			
Information		[Type= discrete] [Format=numeric] [Range= 1-2] [Missing=*]	
Statistics [NW/ W]		[Valid=0 /-] [Invalid=11825 /-]	
Value	Label	Cases	Percentage
1	Yes	0	
2	No	0	
Sysmiss		11825	
<i>Warning: these figures indicate the number of cases found in the data file. They cannot be interpreted as summary statistics of the population of interest.</i>			
# ce_elig_confirm_cntdetails: Have you checked that you have the correct Contact Details to track the the Part			
Information		[Type= discrete] [Format=numeric] [Range= 1-2] [Missing=*]	
Statistics [NW/ W]		[Valid=2823 /-] [Invalid=9002 /-]	

# ce_elig_confirm_cntdetails: Have you checked that you have the correct Contact Details to track the the Part			
Value	Label	Cases	Percentage
1	Yes	2806	99.4%
2	No	17	0.6%
Sysmiss		9002	
<i>Warning: these figures indicate the number of cases found in the data file. They cannot be interpreted as summary statistics of the population of interest.</i>			
# ce_consider_elig_prep: Is the participant consider Suitable to be initiated on PrEP?			
Information	[Type= discrete] [Format=numeric] [Range= 1-2] [Missing=*]		
Statistics [NW/ W]	[Valid=6577 /-] [Invalid=5248 /-]		
Value	Label	Cases	Percentage
1	Yes	6276	95.4%
2	No	301	4.6%
Sysmiss		5248	
<i>Warning: these figures indicate the number of cases found in the data file. They cannot be interpreted as summary statistics of the population of interest.</i>			
# ce_not_consider_prep_reas: Please provide the reason why the participant is not deemed suitable for PrEP			
Information	[Type= discrete] [Format=character] [Missing=*]		
Statistics [NW/ W]	[Valid=301 /-]		
# ce_oral_info_discussed: Has the information regarding the Oral PrEP (TDF/FTC) been discussed with the pa			
Information	[Type= discrete] [Format=numeric] [Range= 1-2] [Missing=*]		
Statistics [NW/ W]	[Valid=2250 /-] [Invalid=9575 /-]		
Value	Label	Cases	Percentage
1	Yes	2234	99.3%
2	No	16	0.7%
Sysmiss		9575	
<i>Warning: these figures indicate the number of cases found in the data file. They cannot be interpreted as summary statistics of the population of interest.</i>			
# ce_oral_info_questions: Does the participant have any questions about the Injectable Oral PrEP (TDF/FTC)			
Information	[Type= discrete] [Format=numeric] [Range= 1-2] [Missing=*]		
Statistics [NW/ W]	[Valid=2234 /-] [Invalid=9591 /-]		
Value	Label	Cases	Percentage
1	Yes	13	0.6%
2	No	2221	99.4%
Sysmiss		9591	
<i>Warning: these figures indicate the number of cases found in the data file. They cannot be interpreted as summary statistics of the population of interest.</i>			
# ce_screen_oral: Continue with screening for Oral PrEP (TDF/FTC)?			
Information	[Type= discrete] [Format=numeric] [Range= 1-2] [Missing=*]		
Statistics [NW/ W]	[Valid=2250 /-] [Invalid=9575 /-]		
Value	Label	Cases	Percentage
1	Yes	1869	83.1%
2	No	381	16.9%
Sysmiss		9575	
<i>Warning: these figures indicate the number of cases found in the data file. They cannot be interpreted as summary statistics of the population of interest.</i>			
# ce_oral_in_population: All young men and women aged 15-30 who are residing in the 40 administrative clu			
Information	[Type= discrete] [Format=numeric] [Range= 1-2] [Missing=*]		

# ce_oral_in_population: All young men and women aged 15-30 who are residing in the 40 administrative clu			
Statistics [NW/ W]		[Valid=1869 /-] [Invalid=9956 /-]	
Value	Label	Cases	Percentage
1	Yes	1862	99.6%
2	No	7	0.4%
Sysmiss		9956	
<i>Warning: these figures indicate the number of cases found in the data file. They cannot be interpreted as summary statistics of the population of interest.</i>			
# ce_oral_in_hiv_neg: Documented HIV negative test?			
Information		[Type= discrete] [Format=numeric] [Range= 1-2] [Missing=*]	
Statistics [NW/ W]		[Valid=1868 /-] [Invalid=9957 /-]	
Value	Label	Cases	Percentage
1	Yes	1860	99.6%
2	No	8	0.4%
Sysmiss		9957	
<i>Warning: these figures indicate the number of cases found in the data file. They cannot be interpreted as summary statistics of the population of interest.</i>			
# ce_oral_in_elig_prep: Eligible for PrEP according to South African guidelines and/or already on oral P			
Information		[Type= discrete] [Format=numeric] [Range= 1-2] [Missing=*]	
Statistics [NW/ W]		[Valid=1868 /-] [Invalid=9957 /-]	
Value	Label	Cases	Percentage
1	Yes	1861	99.6%
2	No	7	0.4%
Sysmiss		9957	
<i>Warning: these figures indicate the number of cases found in the data file. They cannot be interpreted as summary statistics of the population of interest.</i>			
# ce_oral_in_schedule: Understand the required dosing schedule and HIV testing?			
Information		[Type= discrete] [Format=numeric] [Range= 1-2] [Missing=*]	
Statistics [NW/ W]		[Valid=1869 /-] [Invalid=9956 /-]	
Value	Label	Cases	Percentage
1	Yes	1862	99.6%
2	No	7	0.4%
Sysmiss		9956	
<i>Warning: these figures indicate the number of cases found in the data file. They cannot be interpreted as summary statistics of the population of interest.</i>			
# ce_oral_in_share_peernav: Aware that their details can be shared with a peer navigator to support their fo			
Information		[Type= discrete] [Format=numeric] [Range= 1-2] [Missing=*]	
Statistics [NW/ W]		[Valid=1869 /-] [Invalid=9956 /-]	
Value	Label	Cases	Percentage
1	Yes	1860	99.5%
2	No	9	0.5%
Sysmiss		9956	
<i>Warning: these figures indicate the number of cases found in the data file. They cannot be interpreted as summary statistics of the population of interest.</i>			
# ce_oral_ex_allergy_ip: History or presence of allergy to the study drugs or their components?			
Information		[Type= discrete] [Format=numeric] [Range= 1-2] [Missing=*]	
Statistics [NW/ W]		[Valid=1869 /-] [Invalid=9956 /-]	

# ce_oral_ex_allergy_ip: History or presence of allergy to the study drugs or their components?			
Value	Label	Cases	Percentage
1	Yes	51	2.7%
2	No	1818	97.3%
Sysmiss		9956	
<i>Warning: these figures indicate the number of cases found in the data file. They cannot be interpreted as summary statistics of the population of interest.</i>			
# ce_oral_ex_egrf: Persistent eGFR of < 60 mmol/l at baseline?			
Information	[Type= discrete] [Format=numeric] [Range= 0-2] [Missing=*]		
Statistics [NW/ W]	[Valid=1868 /-] [Invalid=9957 /-]		
Value	Label	Cases	Percentage
0	Result not available	1086	58.1%
1	Yes	5	0.3%
2	No	777	41.6%
Sysmiss		9957	
<i>Warning: these figures indicate the number of cases found in the data file. They cannot be interpreted as summary statistics of the population of interest.</i>			
# ce_cab_info_discussed: Has the information regarding the Injectable PrEP (CABLA) been discussed with th			
Information	[Type= discrete] [Format=numeric] [Range= 1-2] [Missing=*]		
Statistics [NW/ W]	[Valid=2251 /-] [Invalid=9574 /-]		
Value	Label	Cases	Percentage
1	Yes	2227	98.9%
2	No	24	1.1%
Sysmiss		9574	
<i>Warning: these figures indicate the number of cases found in the data file. They cannot be interpreted as summary statistics of the population of interest.</i>			
# ce_cab_info_questions: Does the participant have any questions about the Injectable PrEP (CABLA)?			
Information	[Type= discrete] [Format=numeric] [Range= 1-2] [Missing=*]		
Statistics [NW/ W]	[Valid=2227 /-] [Invalid=9598 /-]		
Value	Label	Cases	Percentage
1	Yes	73	3.3%
2	No	2154	96.7%
Sysmiss		9598	
<i>Warning: these figures indicate the number of cases found in the data file. They cannot be interpreted as summary statistics of the population of interest.</i>			
# ce_screen_cab: Continue with screening for Injectable PrEP (CABLA)?			
Information	[Type= discrete] [Format=numeric] [Range= 1-2] [Missing=*]		
Statistics [NW/ W]	[Valid=2251 /-] [Invalid=9574 /-]		
Value	Label	Cases	Percentage
1	Yes	1881	83.6%
2	No	370	16.4%
Sysmiss		9574	
<i>Warning: these figures indicate the number of cases found in the data file. They cannot be interpreted as summary statistics of the population of interest.</i>			
# ce_cabla_in_population: Is the participant a Young man and woman aged 16-30 who are residing in the 20 a			
Information	[Type= discrete] [Format=numeric] [Range= 1-2] [Missing=*]		
Statistics [NW/ W]	[Valid=1881 /-] [Invalid=9944 /-]		

ce_cabla_in_population: Is the participant a Young man and woman aged 16-30 who are residing in the 20 a

Value	Label	Cases	Percentage
1	Yes	1880	99.9%
2	No	1	0.1%
Sysmiss		9944	

Warning: these figures indicate the number of cases found in the data file. They cannot be interpreted as summary statistics of the population of interest.

ce_cabla_und_schedule: Does the participant understand the required dosing schedule and HIV testing?

Information	[Type= discrete] [Format=numeric] [Range= 1-2] [Missing=*]
Statistics [NW/ W]	[Valid=1881 /-] [Invalid=9944 /-]

Value	Label	Cases	Percentage
1	Yes	1880	99.9%
2	No	1	0.1%
Sysmiss		9944	

Warning: these figures indicate the number of cases found in the data file. They cannot be interpreted as summary statistics of the population of interest.

ce_cabla_und_pregnant: Does the participant sufficiently understand that CABLA can and will be offered

Information	[Type= discrete] [Format=numeric] [Range= 1-2] [Missing=*]
Statistics [NW/ W]	[Valid=1154 /-] [Invalid=10671 /-]

Value	Label	Cases	Percentage
1	Yes	1151	99.7%
2	No	3	0.3%
Sysmiss		10671	

Warning: these figures indicate the number of cases found in the data file. They cannot be interpreted as summary statistics of the population of interest.

ce_cabla_aware_peernav: Is the participant aware that there details can be shared with a peer navigator

Information	[Type= discrete] [Format=numeric] [Range= 1-2] [Missing=*]
Statistics [NW/ W]	[Valid=1881 /-] [Invalid=9944 /-]

Value	Label	Cases	Percentage
1	Yes	1880	99.9%
2	No	1	0.1%
Sysmiss		9944	

Warning: these figures indicate the number of cases found in the data file. They cannot be interpreted as summary statistics of the population of interest.

ce_cabla_consented: Did the participant provide informed consent (aged 18 and over) or, informed ass

Information	[Type= discrete] [Format=numeric] [Range= 1-2] [Missing=*]
Statistics [NW/ W]	[Valid=1881 /-] [Invalid=9944 /-]

Value	Label	Cases	Percentage
1	Yes	1879	99.9%
2	No	2	0.1%
Sysmiss		9944	

Warning: these figures indicate the number of cases found in the data file. They cannot be interpreted as summary statistics of the population of interest.

ce_cabla_ex_allergy: Does the participant has a history or presence of allergy to the study drugs or

Information	[Type= discrete] [Format=numeric] [Range= 1-2] [Missing=*]
Statistics [NW/ W]	[Valid=1881 /-] [Invalid=9944 /-]

Value	Label	Cases	Percentage
1	Yes	9	0.5%

# ce_cabla_ex_allergy: Does the participant has a history or presence of allergy to the study drugs or			
Value	Label	Cases	Percentage
2	No	1872	99.5%
Sysmiss		9944	
<i>Warning: these figures indicate the number of cases found in the data file. They cannot be interpreted as summary statistics of the population of interest.</i>			
ce_cabla_ex_no_understand: Is the following statement true for the participant?: Provide informed consent (
Information	[Type= discrete] [Format=numeric] [Range= 1-2] [Missing=*]		
Statistics [NW/ W]	[Valid=1881 /-] [Invalid=9944 /-]		
Value	Label	Cases	Percentage
1	Yes	34	1.8%
2	No	1847	98.2%
Sysmiss		9944	
<i>Warning: these figures indicate the number of cases found in the data file. They cannot be interpreted as summary statistics of the population of interest.</i>			
# ce_cabla_ex_any_conditions: Does the participant has any of these conditions?: Severe mental health disorder			
Information	[Type= discrete] [Format=numeric] [Range= 1-2] [Missing=*]		
Statistics [NW/ W]	[Valid=1881 /-] [Invalid=9944 /-]		
Value	Label	Cases	Percentage
1	Yes	1	0.1%
2	No	1880	99.9%
Sysmiss		9944	
<i>Warning: these figures indicate the number of cases found in the data file. They cannot be interpreted as summary statistics of the population of interest.</i>			
# ce_cabla_ex_liver_test: Does the participant had an Abnormal liver function tests (ALT more than two tim			
Information	[Type= discrete] [Format=numeric] [Range= 0-2] [Missing=*]		
Statistics [NW/ W]	[Valid=1881 /-] [Invalid=9944 /-]		
Value	Label	Cases	Percentage
0	Result not available	1091	58.0%
1	Yes	6	0.3%
2	No	784	41.7%
Sysmiss		9944	
<i>Warning: these figures indicate the number of cases found in the data file. They cannot be interpreted as summary statistics of the population of interest.</i>			
# ce_cabla_ex_prohibit_meds: Is the participant taking medication that is contraindicated: Carbamazepine, Oxc			
Information	[Type= discrete] [Format=numeric] [Range= 1-2] [Missing=*]		
Statistics [NW/ W]	[Valid=1881 /-] [Invalid=9944 /-]		
Value	Label	Cases	Percentage
1	Yes	0	
2	No	1881	100.0%
Sysmiss		9944	
<i>Warning: these figures indicate the number of cases found in the data file. They cannot be interpreted as summary statistics of the population of interest.</i>			
# ce_dap_info_discussed: Has the information regarding the Dapi ring been discussed with the participant?			
Information	[Type= discrete] [Format=numeric] [Range= 1-2] [Missing=*]		
Statistics [NW/ W]	[Valid=1324 /-] [Invalid=10501 /-]		
Value	Label	Cases	Percentage
1	Yes	1308	98.8%

ce_dap_info_discussed: Has the information regarding the Dapi ring been discussed with the participant?

Value	Label	Cases	Percentage
2	No	16	1.2%
Sysmiss		10501	

Warning: these figures indicate the number of cases found in the data file. They cannot be interpreted as summary statistics of the population of interest.

ce_dap_info_questions: Does the participant have any questions about the Dapi ring?

Information	[Type= discrete] [Format=numeric] [Range= 1-2] [Missing=*]
Statistics [NW/ W]	[Valid=1308 /-] [Invalid=10517 /-]

Value	Label	Cases	Percentage
1	Yes	5	0.4%
2	No	1303	99.6%
Sysmiss		10517	

Warning: these figures indicate the number of cases found in the data file. They cannot be interpreted as summary statistics of the population of interest.

# ce_screen_dapi_ring: Continue with screening for Dapi ring?			
Information		[Type= discrete] [Format=numeric] [Range= 1-2] [Missing=*]	
Statistics [NW/ W]		[Valid=1324 /-] [Invalid=10501 /-]	
Value	Label	Cases	Percentage
1	Yes	994	75.1%
2	No	330	24.9%
Sysmiss		10501	
<i>Warning: these figures indicate the number of cases found in the data file. They cannot be interpreted as summary statistics of the population of interest.</i>			
# ce_born_female: Was the participant born a female?			
Information		[Type= discrete] [Format=numeric] [Range= 1-2] [Missing=*]	
Statistics [NW/ W]		[Valid=993 /-] [Invalid=10832 /-]	
Value	Label	Cases	Percentage
1	Yes	991	99.8%
2	No	2	0.2%
Sysmiss		10832	
<i>Warning: these figures indicate the number of cases found in the data file. They cannot be interpreted as summary statistics of the population of interest.</i>			
# ce_genital_reassign: Have the participant undergone any genital reassignment?			
Information		[Type= discrete] [Format=numeric] [Range= 1-2] [Missing=*]	
Statistics [NW/ W]		[Valid=991 /-] [Invalid=10834 /-]	
Value	Label	Cases	Percentage
1	Yes	3	0.3%
2	No	988	99.7%
Sysmiss		10834	
<i>Warning: these figures indicate the number of cases found in the data file. They cannot be interpreted as summary statistics of the population of interest.</i>			
# ce_vaginal_sex_only: Does the participant normally have vaginal sex only?			
Information		[Type= discrete] [Format=numeric] [Range= 1-2] [Missing=*]	
Statistics [NW/ W]		[Valid=991 /-] [Invalid=10834 /-]	
Value	Label	Cases	Percentage
1	Yes	973	98.2%
2	No	18	1.8%
Sysmiss		10834	
<i>Warning: these figures indicate the number of cases found in the data file. They cannot be interpreted as summary statistics of the population of interest.</i>			
# ce_curr_pregnant: Is the participant currently pregnant or delivered/miscarried in the last 6 week			
Information		[Type= discrete] [Format=numeric] [Range= 1-2] [Missing=*]	
Statistics [NW/ W]		[Valid=991 /-] [Invalid=10834 /-]	
Value	Label	Cases	Percentage
1	Yes	11	1.1%
2	No	980	98.9%
Sysmiss		10834	
<i>Warning: these figures indicate the number of cases found in the data file. They cannot be interpreted as summary statistics of the population of interest.</i>			
# ce_have_sti_sores: Does the participant have any vaginal discharge or sores around the vagina?			
Information		[Type= discrete] [Format=numeric] [Range= 1-2] [Missing=*]	
Statistics [NW/ W]		[Valid=991 /-] [Invalid=10834 /-]	

ce_have_sti_sores: Does the participant have any vaginal discharge or sores around the vagina?

Value	Label	Cases	Percentage
1	Yes	8	0.8%
2	No	983	99.2%
Sysmiss		10834	

Warning: these figures indicate the number of cases found in the data file. They cannot be interpreted as summary statistics of the population of interest.

ce_dap_in_population: All women aged 18-30 who are residing in the 40 administrative clusters?

Information	[Type= discrete] [Format=numeric] [Range= 1-2] [Missing=*]
Statistics [NW/ W]	[Valid=994 /-] [Invalid=10831 /-]

Value	Label	Cases	Percentage
1	Yes	994	100.0%
2	No	0	
Sysmiss		10831	

Warning: these figures indicate the number of cases found in the data file. They cannot be interpreted as summary statistics of the population of interest.

ce_dap_in_hiv_neg: Documented HIV negative test?

Information	[Type= discrete] [Format=numeric] [Range= 1-2] [Missing=*]
Statistics [NW/ W]	[Valid=994 /-] [Invalid=10831 /-]

Value	Label	Cases	Percentage
1	Yes	993	99.9%
2	No	1	0.1%
Sysmiss		10831	

Warning: these figures indicate the number of cases found in the data file. They cannot be interpreted as summary statistics of the population of interest.

ce_dap_in_elig_prep: Eligible for PrEP according to South African guidelines and/or already on oral P

Information	[Type= discrete] [Format=numeric] [Range= 1-2] [Missing=*]
Statistics [NW/ W]	[Valid=994 /-] [Invalid=10831 /-]

Value	Label	Cases	Percentage
1	Yes	994	100.0%
2	No	0	
Sysmiss		10831	

Warning: these figures indicate the number of cases found in the data file. They cannot be interpreted as summary statistics of the population of interest.

ce_dap_in_schedule: Understand the required dosing schedule and HIV testing?

Information	[Type= discrete] [Format=numeric] [Range= 1-2] [Missing=*]
Statistics [NW/ W]	[Valid=994 /-] [Invalid=10831 /-]

Value	Label	Cases	Percentage
1	Yes	994	100.0%
2	No	0	
Sysmiss		10831	

Warning: these figures indicate the number of cases found in the data file. They cannot be interpreted as summary statistics of the population of interest.

ce_dap_in_share_peernav: Aware that their details can be shared with a peer navigator to support their fo

Information	[Type= discrete] [Format=numeric] [Range= 1-2] [Missing=*]
Statistics [NW/ W]	[Valid=994 /-] [Invalid=10831 /-]

Value	Label	Cases	Percentage
1	Yes	994	100.0%

# ce_dap_in_share_peernav: Aware that their details can be shared with a peer navigator to support their fo			
Value	Label	Cases	Percentage
2	No	0	
Sysmiss		10831	
<i>Warning: these figures indicate the number of cases found in the data file. They cannot be interpreted as summary statistics of the population of interest.</i>			
# ce_dap_ex_allergy_ip: History or presence of allergy to the study drugs or their components?			
Information	[Type= discrete] [Format=numeric] [Range= 1-2] [Missing=*]		
Statistics [NW/ W]	[Valid=994 /-] [Invalid=10831 /-]		
Value	Label	Cases	Percentage
1	Yes	0	
2	No	994	100.0%
Sysmiss		10831	
<i>Warning: these figures indicate the number of cases found in the data file. They cannot be interpreted as summary statistics of the population of interest.</i>			
# ce_uptake_prep: Did the participant uptake PrEP?			
Information	[Type= discrete] [Format=numeric] [Range= 1-2] [Missing=*]		
Statistics [NW/ W]	[Valid=6277 /-] [Invalid=5548 /-]		
Value	Label	Cases	Percentage
1	Yes	4879	77.7%
2	No	1398	22.3%
Sysmiss		5548	
<i>Warning: these figures indicate the number of cases found in the data file. They cannot be interpreted as summary statistics of the population of interest.</i>			
# ce_prep_method: What method of PrEP Treatment will the participant be taking?			
Information	[Type= discrete] [Format=numeric] [Range= 1-3] [Missing=*]		
Statistics [NW/ W]	[Valid=4879 /-] [Invalid=6946 /-]		
Value	Label	Cases	Percentage
1	Oral medication	2277	46.7%
2	Dapi ring	0	
3	Injectable long-acting cabotegravir (CABLA)	2602	53.3%
Sysmiss		6946	
<i>Warning: these figures indicate the number of cases found in the data file. They cannot be interpreted as summary statistics of the population of interest.</i>			
# ce_not_uptake_prep_reas: Please provide the reason why the participant is not uptake PrEP			
Information	[Type= discrete] [Format=character] [Missing=*]		
Statistics [NW/ W]	[Valid=1398 /-]		
# ce_uptake_peppack: Would the participant accept a PEP pack?			
Information	[Type= discrete] [Format=numeric] [Range= 1-2] [Missing=*]		
Statistics [NW/ W]	[Valid=1083 /-] [Invalid=10742 /-]		
Value	Label	Cases	Percentage
1	Yes	110	10.2%
2	No	973	89.8%
Sysmiss		10742	
<i>Warning: these figures indicate the number of cases found in the data file. They cannot be interpreted as summary statistics of the population of interest.</i>			
# ce_not_uptake_peppack_reas: Please provide the reason why the participant did not uptake the PEP pack			
Information	[Type= discrete] [Format=character] [Missing=*]		

# ce_not_uptake_peppack_reas: Please provide the reason why the participant did not uptake the PEP pack			
Statistics [NW/ W]		[Valid=973 /-]	
# ce_uptake_peer_supp: Would the participant like to uptake Peer Support for adhering to PrEP?			
Information		[Type= discrete] [Format=numeric] [Range= 1-2] [Missing=*]	
Statistics [NW/ W]		[Valid=0 /-] [Invalid=11825 /-]	
Value	Label	Cases	Percentage
1	Yes	0	
2	No	0	
Sysmiss		11825	
<i>Warning: these figures indicate the number of cases found in the data file. They cannot be interpreted as summary statistics of the population of interest.</i>			
# ce_checked_by_doctor: Was the Eligibility for PrEP checked by the Study Physician?			
Information		[Type= discrete] [Format=numeric] [Range= 1-2] [Missing=*]	
Statistics [NW/ W]		[Valid=4877 /-] [Invalid=6948 /-]	
Value	Label	Cases	Percentage
1	Yes	4877	100.0%
2	No	0	
Sysmiss		6948	
<i>Warning: these figures indicate the number of cases found in the data file. They cannot be interpreted as summary statistics of the population of interest.</i>			
# ce_checked_date: Date checked			
Information		[Type= discrete] [Format=character] [Missing=*]	
Statistics [NW/ W]		[Valid=4877 /-]	
# ce_checked_approved: Is the participant approved to start PrEP?			
Information		[Type= discrete] [Format=numeric] [Range= 1-2] [Missing=*]	
Statistics [NW/ W]		[Valid=4877 /-] [Invalid=6948 /-]	
Value	Label	Cases	Percentage
1	Yes	4873	99.9%
2	No	4	0.1%
Sysmiss		6948	
<i>Warning: these figures indicate the number of cases found in the data file. They cannot be interpreted as summary statistics of the population of interest.</i>			
# ce_stoptime: Checking Eligibility - Stop time			
Information		[Type= discrete] [Format=character] [Missing=*]	
Statistics [NW/ W]		[Valid=6577 /-]	
# ce_calc_prep_visit: Calculated PrEP Visit 1 = Initial PrEP visit			
Information		[Type= discrete] [Format=character] [Missing=*]	
Statistics [NW/ W]		[Valid=9662 /-] [Invalid=0 /-]	
# ce_calc_elig_cabla: Calculate - Eligible for Injectable PrEP - CABLA			
Information		[Type= discrete] [Format=character] [Missing=*]	
Statistics [NW/ W]		[Valid=9292 /-] [Invalid=0 /-]	
# ce_calc_screen_dapi: Calculate - Screening Outcome for Dapi ring			
Information		[Type= discrete] [Format=character] [Missing=*]	
Statistics [NW/ W]		[Valid=9241 /-] [Invalid=0 /-]	

# ce_calc_elig_dapi: Calculate - Eligible for Dapi ring			
Information	[Type= discrete] [Format=character] [Missing=*]		
Statistics [NW/ W]	[Valid=9241 /-] [Invalid=0 /-]		
# ce_calc_dur_end_elig: Calculate Duration till end of Checking Eligibility			
Information	[Type= discrete] [Format=character] [Missing=*]		
Statistics [NW/ W]	[Valid=6575 /-] [Invalid=0 /-]		
# ep_date: Date:			
Information	[Type= discrete] [Format=character] [Missing=*]		
Statistics [NW/ W]	[Valid=4883 /-]		
# ep_diagnosis: Diagnosis			
Information	[Type= discrete] [Format=character] [Missing=*]		
Statistics [NW/ W]	[Valid=4918 /-] [Invalid=0 /-]		
# ep_any_allergies: Any known allergies?			
Information	[Type= discrete] [Format=numeric] [Range= 0-1] [Missing=*]		
Statistics [NW/ W]	[Valid=4883 /-] [Invalid=6942 /-]		
Value	Label	Cases	Percentage
0	No	4878	99.9%
1	Yes	5	0.1%
Sysmiss		6942	
<i>Warning: these figures indicate the number of cases found in the data file. They cannot be interpreted as summary statistics of the population of interest.</i>			
# ep_allergies: Known allergies			
Information	[Type= discrete] [Format=character] [Missing=*]		
Statistics [NW/ W]	[Valid=5 /-] [Invalid=0 /-]		
# ep_medication: Medication name			
Information	[Type= discrete] [Format=numeric] [Range= 1-3] [Missing=*]		
Statistics [NW/ W]	[Valid=4882 /-] [Invalid=6943 /-]		
Value	Label	Cases	Percentage
1	Emtricitabine 200mg + Tenofovir disoproxil fumarate 300mg (TDF300/FTC200)	2278	46.7%
2	DAPIRING (Dapivirine) 25mg Vaginal Ring	0	
3	APRETUDE (cabotegravir) 600 mg/3 mL	2604	53.3%
Sysmiss		6943	
<i>Warning: these figures indicate the number of cases found in the data file. They cannot be interpreted as summary statistics of the population of interest.</i>			
# ep_med_unit_oral: Medication unit - Oral PrEP			
Information	[Type= discrete] [Format=character] [Missing=*]		
Statistics [NW/ W]	[Valid=2278 /-] [Invalid=0 /-]		
# ep_med_unit_ring: Medication unit - Dapi ring			
Information	[Type= discrete] [Format=character] [Missing=*]		
Statistics [NW/ W]	[Valid=0 /-] [Invalid=0 /-]		
# ep_med_unit_injection: Medication unit - Injectable PrEP CABLA			
Information	[Type= discrete] [Format=character] [Missing=*]		
Statistics [NW/ W]	[Valid=2604 /-] [Invalid=0 /-]		

# ep_who_dispense: Who is the dispenser?			
Information	[Type= discrete] [Format=numeric] [Range= 1-2] [Missing=*]		
Statistics [NW/ W]	[Valid=4879 /-] [Invalid=6946 /-]		
Value	Label	Cases	Percentage
1	Professional Nurse	2	0.0%
2	Pharmacist	4877	100.0%
Sysmiss		6946	
<i>Warning: these figures indicate the number of cases found in the data file. They cannot be interpreted as summary statistics of the population of interest.</i>			
# ep_disp_date: Date dispensed			
Information	[Type= discrete] [Format=character] [Missing=*]		
Statistics [NW/ W]	[Valid=4882 /-] [Invalid=0 /-]		
# ep_disp_com: Additional Comments			
Information	[Type= discrete] [Format=character] [Missing=*]		
Statistics [NW/ W]	[Valid=4875 /-]		
# mc_counsel_date: Medication Counselling Date			
Information	[Type= discrete] [Format=character] [Missing=*]		
Statistics [NW/ W]	[Valid=4927 /-]		
# mc_dapi_menstruation: Use during Menstruation			
Information	[Type= discrete] [Format=numeric] [Range= 1-2] [Missing=*]		
Statistics [NW/ W]	[Valid=0 /-] [Invalid=11825 /-]		
Value	Label	Cases	Percentage
1	Yes	0	
2	No	0	
Sysmiss		11825	
<i>Warning: these figures indicate the number of cases found in the data file. They cannot be interpreted as summary statistics of the population of interest.</i>			
# mc_dapi_sti_pelvic: Sexually Transmitted or Vaginal Infections and Pelvic Inflammatory disease.			
Information	[Type= discrete] [Format=numeric] [Range= 1-2] [Missing=*]		
Statistics [NW/ W]	[Valid=0 /-] [Invalid=11825 /-]		
Value	Label	Cases	Percentage
1	Yes	0	
2	No	0	
Sysmiss		11825	
<i>Warning: these figures indicate the number of cases found in the data file. They cannot be interpreted as summary statistics of the population of interest.</i>			
# mc_dapi_preg_breast_fertil: Pregnancy, breastfeeding and fertility			
Information	[Type= discrete] [Format=numeric] [Range= 1-2] [Missing=*]		
Statistics [NW/ W]	[Valid=0 /-] [Invalid=11825 /-]		
Value	Label	Cases	Percentage
1	Yes	0	
2	No	0	
Sysmiss		11825	
<i>Warning: these figures indicate the number of cases found in the data file. They cannot be interpreted as summary statistics of the population of interest.</i>			

# mc_dapi_how_to_use: How to use DapiRing			
Information		[Type= discrete] [Format=numeric] [Range= 1-2] [Missing=*]	
Statistics [NW/ W]		[Valid=0 /-] [Invalid=11825 /-]	
Value	Label	Cases	Percentage
1	Yes	0	
2	No	0	
Sysmiss		11825	
<i>Warning: these figures indicate the number of cases found in the data file. They cannot be interpreted as summary statistics of the population of interest.</i>			
# mc_dapi_how_to_remove: How to remove DapiRing			
Information		[Type= discrete] [Format=numeric] [Range= 1-2] [Missing=*]	
Statistics [NW/ W]		[Valid=0 /-] [Invalid=11825 /-]	
Value	Label	Cases	Percentage
1	Yes	0	
2	No	0	
Sysmiss		11825	
<i>Warning: these figures indicate the number of cases found in the data file. They cannot be interpreted as summary statistics of the population of interest.</i>			
# mc_dapi_disposal: Disposal of the used DapiRing			
Information		[Type= discrete] [Format=numeric] [Range= 1-2] [Missing=*]	
Statistics [NW/ W]		[Valid=0 /-] [Invalid=11825 /-]	
Value	Label	Cases	Percentage
1	Yes	0	
2	No	0	
Sysmiss		11825	
<i>Warning: these figures indicate the number of cases found in the data file. They cannot be interpreted as summary statistics of the population of interest.</i>			
# mc_dapi_do_not_stop: Do not stop using DapiRing			
Information		[Type= discrete] [Format=numeric] [Range= 1-2] [Missing=*]	
Statistics [NW/ W]		[Valid=0 /-] [Invalid=11825 /-]	
Value	Label	Cases	Percentage
1	Yes	0	
2	No	0	
Sysmiss		11825	
<i>Warning: these figures indicate the number of cases found in the data file. They cannot be interpreted as summary statistics of the population of interest.</i>			
# mc_dapi_side_effects: Possible Side effects			
Information		[Type= discrete] [Format=numeric] [Range= 1-2] [Missing=*]	
Statistics [NW/ W]		[Valid=0 /-] [Invalid=11825 /-]	
Value	Label	Cases	Percentage
1	Yes	0	
2	No	0	
Sysmiss		11825	
<i>Warning: these figures indicate the number of cases found in the data file. They cannot be interpreted as summary statistics of the population of interest.</i>			
# mc_dapi_storage: Storage of the DapiRing			
Information		[Type= discrete] [Format=numeric] [Range= 1-2] [Missing=*]	
Statistics [NW/ W]		[Valid=0 /-] [Invalid=11825 /-]	

mc_dapi_storage: Storage of the DapiRing

Value	Label	Cases	Percentage
1	Yes	0	
2	No	0	
Sysmiss		11825	

Warning: these figures indicate the number of cases found in the data file. They cannot be interpreted as summary statistics of the population of interest.

mc_cabla_how_it_works: What is CAB-LA and how it works to prevent an HIV infection

Information	[Type= discrete] [Format=numeric] [Range= 1-2] [Missing=*]
Statistics [NW/ W]	[Valid=2597 /-] [Invalid=9228 /-]

Value	Label	Cases	Percentage
1	Yes	2593	99.8%
2	No	4	0.2%
Sysmiss		9228	

Warning: these figures indicate the number of cases found in the data file. They cannot be interpreted as summary statistics of the population of interest.







mc_cabla_explain_schedule: Explain the schedule to the client:

Information	[Type= discrete] [Format=numeric] [Range= 1-2] [Missing=*]
Statistics [NW/ W]	[Valid=2597 /-] [Invalid=9228 /-]

Value	Label	Cases	Percentage
1	Yes	2593	99.8%
2	No	4	0.2%
Sysmiss		9228	

Warning: these figures indicate the number of cases found in the data file. They cannot be interpreted as summary statistics of the population of interest.

# mc_cabla_lead_in_time: Lead in time: It takes a week (7 days) for the CAB-LA injection to become effect			
Information		[Type= discrete] [Format=numeric] [Range= 1-2] [Missing=*]	
Statistics [NW/ W]		[Valid=2597 /-] [Invalid=9228 /-]	
Value	Label	Cases	Percentage
1	Yes	2593	99.8%
2	No	4	0.2%
Sysmiss		9228	
<i>Warning: these figures indicate the number of cases found in the data file. They cannot be interpreted as summary statistics of the population of interest.</i>			
# mc_cabla_side_effects: Side effects Moderate			
Information		[Type= discrete] [Format=numeric] [Range= 1-2] [Missing=*]	
Statistics [NW/ W]		[Valid=2597 /-] [Invalid=9228 /-]	
Value	Label	Cases	Percentage
1	Yes	2593	99.8%
2	No	4	0.2%
Sysmiss		9228	
<i>Warning: these figures indicate the number of cases found in the data file. They cannot be interpreted as summary statistics of the population of interest.</i>			
# mc_cabla_stopping: Stopping CAB-LA			
Information		[Type= discrete] [Format=numeric] [Range= 1-2] [Missing=*]	
Statistics [NW/ W]		[Valid=2597 /-] [Invalid=9228 /-]	
Value	Label	Cases	Percentage
1	Yes	2593	99.8%
2	No	4	0.2%
Sysmiss		9228	
<i>Warning: these figures indicate the number of cases found in the data file. They cannot be interpreted as summary statistics of the population of interest.</i>			
# mc_cabla_next_appointment: Remember the date of the next appointment			
Information		[Type= discrete] [Format=numeric] [Range= 1-2] [Missing=*]	
Statistics [NW/ W]		[Valid=2597 /-] [Invalid=9228 /-]	
Value	Label	Cases	Percentage
1	Yes	2593	99.8%
2	No	4	0.2%
Sysmiss		9228	
<i>Warning: these figures indicate the number of cases found in the data file. They cannot be interpreted as summary statistics of the population of interest.</i>			
# mc_cabla_timed_observation: Client observation done for 5 minutes			
Information		[Type= discrete] [Format=numeric] [Range= 1-2] [Missing=*]	
Statistics [NW/ W]		[Valid=80 /-] [Invalid=11745 /-]	
Value	Label	Cases	Percentage
1	Yes	80	100.0%
2	No	0	
Sysmiss		11745	
<i>Warning: these figures indicate the number of cases found in the data file. They cannot be interpreted as summary statistics of the population of interest.</i>			
# mc_oral_use_and_storage: Study product use and storage instructions			
Information		[Type= discrete] [Format=numeric] [Range= 1-2] [Missing=*]	
Statistics [NW/ W]		[Valid=2277 /-] [Invalid=9548 /-]	

# mc_oral_use_and_storage: Study product use and storage instructions			
Value	Label	Cases	Percentage
1	Yes	2277	 100.0%
2	No	0	
Sysmiss		9548	
<i>Warning: these figures indicate the number of cases found in the data file. They cannot be interpreted as summary statistics of the population of interest.</i>			
# mc_oral_side_effects: Possible side effects			
Information		[Type= discrete] [Format=numeric] [Range= 1-2] [Missing=*]	
Statistics [NW/ W]		[Valid=2277 /-] [Invalid=9548 /-]	
Value	Label	Cases	Percentage
1	Yes	2277	 100.0%
2	No	0	
Sysmiss		9548	
<i>Warning: these figures indicate the number of cases found in the data file. They cannot be interpreted as summary statistics of the population of interest.</i>			
# mc_oral_missed_dose: Missed dose instructions			
Information		[Type= discrete] [Format=numeric] [Range= 1-2] [Missing=*]	
Statistics [NW/ W]		[Valid=2277 /-] [Invalid=9548 /-]	
Value	Label	Cases	Percentage
1	Yes	2277	 100.0%
2	No	0	
Sysmiss		9548	
<i>Warning: these figures indicate the number of cases found in the data file. They cannot be interpreted as summary statistics of the population of interest.</i>			
# mc_oral_take_on_trips: Take study product with you on trips away from home			
Information		[Type= discrete] [Format=numeric] [Range= 1-2] [Missing=*]	
Statistics [NW/ W]		[Valid=2277 /-] [Invalid=9548 /-]	
Value	Label	Cases	Percentage
1	Yes	2277	 100.0%
2	No	0	
Sysmiss		9548	
<i>Warning: these figures indicate the number of cases found in the data file. They cannot be interpreted as summary statistics of the population of interest.</i>			
# mc_oral_do_not_share: Do not share study product			
Information		[Type= discrete] [Format=numeric] [Range= 1-2] [Missing=*]	
Statistics [NW/ W]		[Valid=2277 /-] [Invalid=9548 /-]	
Value	Label	Cases	Percentage
1	Yes	2277	 100.0%
2	No	0	
Sysmiss		9548	
<i>Warning: these figures indicate the number of cases found in the data file. They cannot be interpreted as summary statistics of the population of interest.</i>			
# mc_oral_use_study_product: Use only the study product assigned to you			
Information		[Type= discrete] [Format=numeric] [Range= 1-2] [Missing=*]	
Statistics [NW/ W]		[Valid=2277 /-] [Invalid=9548 /-]	
Value	Label	Cases	Percentage
1	Yes	2277	 100.0%

# mc_oral_use_study_product: Use only the study product assigned to you			
Value	Label	Cases	Percentage
2	No	0	
Sysmiss		9548	
<i>Warning: these figures indicate the number of cases found in the data file. They cannot be interpreted as summary statistics of the population of interest.</i>			
# mc_oral_lost_product: Information on Product stolen or lost			
Information		[Type= discrete] [Format=numeric] [Range= 1-2] [Missing=*]	
Statistics [NW/ W]		[Valid=2277 /-] [Invalid=9548 /-]	
Value	Label	Cases	Percentage
1	Yes	2277	100.0%
2	No	0	
Sysmiss		9548	
<i>Warning: these figures indicate the number of cases found in the data file. They cannot be interpreted as summary statistics of the population of interest.</i>			
# mc_oral_contact_clinic: Contact the clinic with any problems between visits			
Information		[Type= discrete] [Format=numeric] [Range= 1-2] [Missing=*]	
Statistics [NW/ W]		[Valid=2277 /-] [Invalid=9548 /-]	
Value	Label	Cases	Percentage
1	Yes	2277	100.0%
2	No	0	
Sysmiss		9548	
<i>Warning: these figures indicate the number of cases found in the data file. They cannot be interpreted as summary statistics of the population of interest.</i>			
# mc_oral_product_expiry: Product expiry instructions/guidance			
Information		[Type= discrete] [Format=numeric] [Range= 1-2] [Missing=*]	
Statistics [NW/ W]		[Valid=2277 /-] [Invalid=9548 /-]	
Value	Label	Cases	Percentage
1	Yes	2277	100.0%
2	No	0	
Sysmiss		9548	
<i>Warning: these figures indicate the number of cases found in the data file. They cannot be interpreted as summary statistics of the population of interest.</i>			
# mc_oral_over_dosing: Impact of Over Dosing			
Information		[Type= discrete] [Format=numeric] [Range= 1-2] [Missing=*]	
Statistics [NW/ W]		[Valid=2277 /-] [Invalid=9548 /-]	
Value	Label	Cases	Percentage
1	Yes	2277	100.0%
2	No	0	
Sysmiss		9548	
<i>Warning: these figures indicate the number of cases found in the data file. They cannot be interpreted as summary statistics of the population of interest.</i>			
# mc_oral_any_other: Any other comments?			
Information		[Type= discrete] [Format=numeric] [Range= 1-2] [Missing=*]	
Statistics [NW/ W]		[Valid=2277 /-] [Invalid=9548 /-]	
Value	Label	Cases	Percentage
1	Yes	2259	99.2%
2	No	18	0.8%

# mc_oral_any_other: Any other comments?			
Value	Label	Cases	Percentage
Sysmiss		9548	
<i>Warning: these figures indicate the number of cases found in the data file. They cannot be interpreted as summary statistics of the population of interest.</i>			
# ei_form_date: Date/time of form			
Information	[Type= discrete] [Format=character] [Missing=*]		
Statistics [NW/ W]	[Valid=4798 /-]		
# st_switching_treatment: Is the participant switching PrEP treatments?			
Information	[Type= discrete] [Format=numeric] [Range= 1-2] [Missing=*]		
Statistics [NW/ W]	[Valid=2375 /-] [Invalid=9450 /-]		
Value	Label	Cases	Percentage
1	Yes	196	8.3%
2	No	2179	91.7%
Sysmiss		9450	
<i>Warning: these figures indicate the number of cases found in the data file. They cannot be interpreted as summary statistics of the population of interest.</i>			
# st_swap_treatment_date: Date treatments are swapped			
Information	[Type= discrete] [Format=character] [Missing=*]		
Statistics [NW/ W]	[Valid=199 /-]		
# st_previous_treatment: On which PrEP treatment was the participant?			
Information	[Type= discrete] [Format=numeric] [Range= 1-3] [Missing=*]		
Statistics [NW/ W]	[Valid=196 /-] [Invalid=11629 /-]		
Value	Label	Cases	Percentage
1	Oral medication	44	22.4%
2	Dapi ring	0	
3	Injectable long-acting cabotegravir (CABLA)	152	77.6%
Sysmiss		11629	
<i>Warning: these figures indicate the number of cases found in the data file. They cannot be interpreted as summary statistics of the population of interest.</i>			
# st_new_treatment: What is the new PrEP treatment for the participant?			
Information	[Type= discrete] [Format=numeric] [Range= 1-3] [Missing=*]		
Statistics [NW/ W]	[Valid=196 /-] [Invalid=11629 /-]		
Value	Label	Cases	Percentage
1	Oral medication	152	77.6%
2	Dapi ring	0	
3	Injectable long-acting cabotegravir (CABLA)	44	22.4%
Sysmiss		11629	
<i>Warning: these figures indicate the number of cases found in the data file. They cannot be interpreted as summary statistics of the population of interest.</i>			
# st_reas_switch_method_1: Why is the participant switching their PrEP Treatment? - Experiencing short term			
Information	[Type= discrete] [Format=numeric] [Range= 1-96] [Missing=*]		
Statistics [NW/ W]	[Valid=18 /-] [Invalid=11807 /-]		
Value	Label	Cases	Percentage
1	Experiencing short term side effects.	18	100.0%
2	Worried about experiencing long term side effects.	0	
3	Don't want to or finding it difficult to take a daily tablet.	0	

st_reas_switch_method_1: Why is the participant switching their PrEP Treatment? - Experiencing short term

Value	Label	Cases	Percentage
4	Injection site issues e.g. pain	0	
5	Challenges or Discomfort in inserting the vaginal ring	0	
6	Finding it difficult to engage with PrEP services.	0	
7	Challenges with the PrEP schedule for the particular PrEP modality	0	
8	Partner/s or family member/s objected to me taking PrEP	0	
9	Stigma (challenges from hiding the PrEP from family/partner/etc)	0	
10	Inconvenience of the type of PrEP	0	
11	Reduced HIV risk - e.g. don't have sex or Trust partner/s or knows their status.	0	
12	Increased HIV risk (perceived or actual) - e.g. start having sex	0	
13	Feel more confident with a different PrEP	0	
14	Other prevention strategies are sufficient.	0	
15	Want to try a different PrEP	0	
16	Pregnancy	0	
17	Prefer not to take PrEP as pregnant or trying to become.	0	
96	Other reason	0	
Sysmiss		11807	

Warning: these figures indicate the number of cases found in the data file. They cannot be interpreted as summary statistics of the population of interest.

st_reas_switch_method_10: Why is the participant switching their PrEP Treatment? - Inconvenience of the ty

Information	[Type= discrete] [Format=numeric] [Range= 1-96] [Missing=*]
--------------------	---

Statistics [NW/ W]	[Valid=1 /-] [Invalid=11824 /-]
---------------------------	---------------------------------

Value	Label	Cases	Percentage
1	Experiencing short term side effects.	0	
2	Worried about experiencing long term side effects.	0	
3	Don't want to or finding it difficult to take a daily tablet.	0	
4	Injection site issues e.g. pain	0	
5	Challenges or Discomfort in inserting the vaginal ring	0	
6	Finding it difficult to engage with PrEP services.	0	
7	Challenges with the PrEP schedule for the particular PrEP modality	0	
8	Partner/s or family member/s objected to me taking PrEP	0	
9	Stigma (challenges from hiding the PrEP from family/partner/etc)	0	
10	Inconvenience of the type of PrEP	1	100.0%
11	Reduced HIV risk - e.g. don't have sex or Trust partner/s or knows their status.	0	
12	Increased HIV risk (perceived or actual) - e.g. start having sex	0	
13	Feel more confident with a different PrEP	0	
14	Other prevention strategies are sufficient.	0	
15	Want to try a different PrEP	0	
16	Pregnancy	0	
17	Prefer not to take PrEP as pregnant or trying to become.	0	
96	Other reason	0	
Sysmiss		11824	

Warning: these figures indicate the number of cases found in the data file. They cannot be interpreted as summary statistics of the population of interest.

st_reas_switch_method_11: Why is the participant switching their PrEP Treatment? - Reduced HIV risk - e.g.

Information	[Type= discrete] [Format=numeric] [Range= 1-96] [Missing=*]
--------------------	---

st_reas_switch_method_11: Why is the participant switching their PrEP Treatment? - Reduced HIV risk - e.g.

Statistics [NW/ W]		[Valid=1 /-] [Invalid=11824 /-]	
Value	Label	Cases	Percentage
1	Experiencing short term side effects.	0	
2	Worried about experiencing long term side effects.	0	
3	Don't want to or finding it difficult to take a daily tablet.	0	
4	Injection site issues e.g. pain	0	
5	Challenges or Discomfort in inserting the vaginal ring	0	
6	Finding it difficult to engage with PrEP services.	0	
7	Challenges with the PrEP schedule for the particular PrEP modality	0	
8	Partner/s or family member/s objected to me taking PrEP	0	
9	Stigma (challenges from hiding the PrEP from family/partner/etc)	0	
10	Inconvenience of the type of PrEP	0	
11	Reduced HIV risk - e.g. don't have sex or Trust partner/s or knows their status.	1	100.0%
12	Increased HIV risk (perceived or actual) - e.g. start having sex	0	
13	Feel more confident with a different PrEP	0	
14	Other prevention strategies are sufficient.	0	
15	Want to try a different PrEP	0	
16	Pregnancy	0	
17	Prefer not to take PrEP as pregnant or trying to become.	0	
96	Other reason	0	
Sysmiss		11824	

Warning: these figures indicate the number of cases found in the data file. They cannot be interpreted as summary statistics of the population of interest.

st_reas_switch_method_12: Why is the participant switching their PrEP Treatment? - Increased HIV risk (pe

Information		[Type= discrete] [Format=numeric] [Range= 1-96] [Missing=*]	
Statistics [NW/ W]		[Valid=0 /-] [Invalid=11825 /-]	
Value	Label	Cases	Percentage
1	Experiencing short term side effects.	0	
2	Worried about experiencing long term side effects.	0	
3	Don't want to or finding it difficult to take a daily tablet.	0	
4	Injection site issues e.g. pain	0	
5	Challenges or Discomfort in inserting the vaginal ring	0	
6	Finding it difficult to engage with PrEP services.	0	
7	Challenges with the PrEP schedule for the particular PrEP modality	0	
8	Partner/s or family member/s objected to me taking PrEP	0	
9	Stigma (challenges from hiding the PrEP from family/partner/etc)	0	
10	Inconvenience of the type of PrEP	0	
11	Reduced HIV risk - e.g. don't have sex or Trust partner/s or knows their status.	0	
12	Increased HIV risk (perceived or actual) - e.g. start having sex	0	
13	Feel more confident with a different PrEP	0	
14	Other prevention strategies are sufficient.	0	
15	Want to try a different PrEP	0	
16	Pregnancy	0	
17	Prefer not to take PrEP as pregnant or trying to become.	0	
96	Other reason	0	

# st_reas_switch_method_12: Why is the participant switching their PrEP Treatment? - Increased HIV risk (pe			
Value	Label	Cases	Percentage
11825			
<i>Warning: these figures indicate the number of cases found in the data file. They cannot be interpreted as summary statistics of the population of interest.</i>			
# st_reas_switch_method_13: Why is the participant switching their PrEP Treatment? - Feel more confident wit			
Information		[Type= discrete] [Format=numeric] [Range= 1-96] [Missing=*]	
Statistics [NW/ W]		[Valid=0 /-] [Invalid=11825 /-]	
Value	Label	Cases	Percentage
1	Experiencing short term side effects.	0	
2	Worried about experiencing long term side effects.	0	
3	Don't want to or finding it difficult to take a daily tablet.	0	
4	Injection site issues e.g. pain	0	
5	Challenges or Discomfort in inserting the vaginal ring	0	
6	Finding it difficult to engage with PrEP services.	0	
7	Challenges with the PrEP schedule for the particular PrEP modality	0	
8	Partner/s or family member/s objected to me taking PrEP	0	
9	Stigma (challenges from hiding the PrEP from family/partner/etc)	0	
10	Inconvenience of the type of PrEP	0	
11	Reduced HIV risk - e.g. don't have sex or Trust partner/s or knows their status.	0	
12	Increased HIV risk (perceived or actual) - e.g. start having sex	0	
13	Feel more confident with a different PrEP	0	
14	Other prevention strategies are sufficient.	0	
15	Want to try a different PrEP	0	
16	Pregnancy	0	
17	Prefer not to take PrEP as pregnant or trying to become.	0	
96	Other reason	0	
11825			
<i>Warning: these figures indicate the number of cases found in the data file. They cannot be interpreted as summary statistics of the population of interest.</i>			
# st_reas_switch_method_14: Why is the participant switching their PrEP Treatment? - Other prevention strate			
Information		[Type= discrete] [Format=numeric] [Range= 1-96] [Missing=*]	
Statistics [NW/ W]		[Valid=0 /-] [Invalid=11825 /-]	
Value	Label	Cases	Percentage
1	Experiencing short term side effects.	0	
2	Worried about experiencing long term side effects.	0	
3	Don't want to or finding it difficult to take a daily tablet.	0	
4	Injection site issues e.g. pain	0	
5	Challenges or Discomfort in inserting the vaginal ring	0	
6	Finding it difficult to engage with PrEP services.	0	
7	Challenges with the PrEP schedule for the particular PrEP modality	0	
8	Partner/s or family member/s objected to me taking PrEP	0	
9	Stigma (challenges from hiding the PrEP from family/partner/etc)	0	
10	Inconvenience of the type of PrEP	0	
11	Reduced HIV risk - e.g. don't have sex or Trust partner/s or knows their status.	0	
12	Increased HIV risk (perceived or actual) - e.g. start having sex	0	

st_reas_switch_method_14: Why is the participant switching their PrEP Treatment? - Other prevention strate

Value	Label	Cases	Percentage
13	Feel more confident with a different PrEP	0	
14	Other prevention strategies are sufficient.	0	
15	Want to try a different PrEP	0	
16	Pregnancy	0	
17	Prefer not to take PrEP as pregnant or trying to become.	0	
96	Other reason	0	
Sysmiss		11825	

Warning: these figures indicate the number of cases found in the data file. They cannot be interpreted as summary statistics of the population of interest.

st_reas_switch_method_15: Why is the participant switching their PrEP Treatment? - Want to try a different

Information	[Type= discrete] [Format=numeric] [Range= 1-96] [Missing=*]
Statistics [NW/ W]	[Valid=27 /-] [Invalid=11798 /-]

Value	Label	Cases	Percentage
1	Experiencing short term side effects.	0	
2	Worried about experiencing long term side effects.	0	
3	Don't want to or finding it difficult to take a daily tablet.	0	
4	Injection site issues e.g. pain	0	
5	Challenges or Discomfort in inserting the vaginal ring	0	
6	Finding it difficult to engage with PrEP services.	0	
7	Challenges with the PrEP schedule for the particular PrEP modality	0	
8	Partner/s or family member/s objected to me taking PrEP	0	
9	Stigma (challenges from hiding the PrEP from family/partner/etc)	0	
10	Inconvenience of the type of PrEP	0	
11	Reduced HIV risk - e.g. don't have sex or Trust partner/s or knows their status.	0	
12	Increased HIV risk (perceived or actual) - e.g. start having sex	0	
13	Feel more confident with a different PrEP	0	
14	Other prevention strategies are sufficient.	0	
15	Want to try a different PrEP	27	100.0%
16	Pregnancy	0	
17	Prefer not to take PrEP as pregnant or trying to become.	0	
96	Other reason	0	
Sysmiss		11798	

Warning: these figures indicate the number of cases found in the data file. They cannot be interpreted as summary statistics of the population of interest.

st_reas_switch_method_16: Why is the participant switching their PrEP Treatment? - Pregnancy

Information	[Type= discrete] [Format=numeric] [Range= 1-96] [Missing=*]
Statistics [NW/ W]	[Valid=11 /-] [Invalid=11814 /-]

Value	Label	Cases	Percentage
1	Experiencing short term side effects.	0	
2	Worried about experiencing long term side effects.	0	
3	Don't want to or finding it difficult to take a daily tablet.	0	
4	Injection site issues e.g. pain	0	
5	Challenges or Discomfort in inserting the vaginal ring	0	
6	Finding it difficult to engage with PrEP services.	0	
7	Challenges with the PrEP schedule for the particular PrEP modality	0	

# st_reas_switch_method_16: Why is the participant switching their PrEP Treatment? - Pregnancy			
Value	Label	Cases	Percentage
8	Partner/s or family member/s objected to me taking PrEP	0	
9	Stigma (challenges from hiding the PrEP from family/partner/etc)	0	
10	Inconvenience of the type of PrEP	0	
11	Reduced HIV risk - e.g. don't have sex or Trust partner/s or knows their status.	0	
12	Increased HIV risk (perceived or actual) - e.g. start having sex	0	
13	Feel more confident with a different PrEP	0	
14	Other prevention strategies are sufficient.	0	
15	Want to try a different PrEP	0	
16	Pregnancy	11	100.0%
17	Prefer not to take PrEP as pregnant or trying to become.	0	
96	Other reason	0	
Sysmiss		11814	
<i>Warning: these figures indicate the number of cases found in the data file. They cannot be interpreted as summary statistics of the population of interest.</i>			
# st_reas_switch_method_17: Why is the participant switching their PrEP Treatment? - Prefer not to take PrEP			
Information	[Type= discrete] [Format=numeric] [Range= 1-96] [Missing=*]		
Statistics [NW/ W]	[Valid=0 /-] [Invalid=11825 /-]		
Value	Label	Cases	Percentage
1	Experiencing short term side effects.	0	
2	Worried about experiencing long term side effects.	0	
3	Don't want to or finding it difficult to take a daily tablet.	0	
4	Injection site issues e.g. pain	0	
5	Challenges or Discomfort in inserting the vaginal ring	0	
6	Finding it difficult to engage with PrEP services.	0	
7	Challenges with the PrEP schedule for the particular PrEP modality	0	
8	Partner/s or family member/s objected to me taking PrEP	0	
9	Stigma (challenges from hiding the PrEP from family/partner/etc)	0	
10	Inconvenience of the type of PrEP	0	
11	Reduced HIV risk - e.g. don't have sex or Trust partner/s or knows their status.	0	
12	Increased HIV risk (perceived or actual) - e.g. start having sex	0	
13	Feel more confident with a different PrEP	0	
14	Other prevention strategies are sufficient.	0	
15	Want to try a different PrEP	0	
16	Pregnancy	0	
17	Prefer not to take PrEP as pregnant or trying to become.	0	
96	Other reason	0	
Sysmiss		11825	
<i>Warning: these figures indicate the number of cases found in the data file. They cannot be interpreted as summary statistics of the population of interest.</i>			
# st_reas_switch_method_2: Why is the participant switching their PrEP Treatment? - Worried about experienc			
Information	[Type= discrete] [Format=numeric] [Range= 1-96] [Missing=*]		
Statistics [NW/ W]	[Valid=5 /-] [Invalid=11820 /-]		
Value	Label	Cases	Percentage
1	Experiencing short term side effects.	0	

st_reas_switch_method_2: Why is the participant switching their PrEP Treatment? - Worried about experienc

Value	Label	Cases	Percentage
2	Worried about experiencing long term side effects.	5	100.0%
3	Don't want to or finding it difficult to take a daily tablet.	0	
4	Injection site issues e.g. pain	0	
5	Challenges or Discomfort in inserting the vaginal ring	0	
6	Finding it difficult to engage with PrEP services.	0	
7	Challenges with the PrEP schedule for the particular PrEP modality	0	
8	Partner/s or family member/s objected to me taking PrEP	0	
9	Stigma (challenges from hiding the PrEP from family/partner/etc)	0	
10	Inconvenience of the type of PrEP	0	
11	Reduced HIV risk - e.g. don't have sex or Trust partner/s or knows their status.	0	
12	Increased HIV risk (perceived or actual) - e.g. start having sex	0	
13	Feel more confident with a different PrEP	0	
14	Other prevention strategies are sufficient.	0	
15	Want to try a different PrEP	0	
16	Pregnancy	0	
17	Prefer not to take PrEP as pregnant or trying to become.	0	
96	Other reason	0	
Sysmiss		11820	

Warning: these figures indicate the number of cases found in the data file. They cannot be interpreted as summary statistics of the population of interest.

st_reas_switch_method_3: Why is the participant switching their PrEP Treatment? - Don't want to or findin

Information	[Type= discrete] [Format=numeric] [Range= 1-96] [Missing=*]
Statistics [NW/ W]	[Valid=0 /-] [Invalid=11825 /-]

Value	Label	Cases	Percentage
1	Experiencing short term side effects.	0	
2	Worried about experiencing long term side effects.	0	
3	Don't want to or finding it difficult to take a daily tablet.	0	
4	Injection site issues e.g. pain	0	
5	Challenges or Discomfort in inserting the vaginal ring	0	
6	Finding it difficult to engage with PrEP services.	0	
7	Challenges with the PrEP schedule for the particular PrEP modality	0	
8	Partner/s or family member/s objected to me taking PrEP	0	
9	Stigma (challenges from hiding the PrEP from family/partner/etc)	0	
10	Inconvenience of the type of PrEP	0	
11	Reduced HIV risk - e.g. don't have sex or Trust partner/s or knows their status.	0	
12	Increased HIV risk (perceived or actual) - e.g. start having sex	0	
13	Feel more confident with a different PrEP	0	
14	Other prevention strategies are sufficient.	0	
15	Want to try a different PrEP	0	
16	Pregnancy	0	
17	Prefer not to take PrEP as pregnant or trying to become.	0	
96	Other reason	0	
Sysmiss		11825	

Warning: these figures indicate the number of cases found in the data file. They cannot be interpreted as summary statistics of the population of interest.

# st_reas_switch_method_4: Why is the participant switching their PrEP Treatment? - Injection site issues e			
Information		[Type= discrete] [Format=numeric] [Range= 1-96] [Missing=*]	
Statistics [NW/ W]		[Valid=35 /-] [Invalid=11790 /-]	
Value	Label	Cases	Percentage
1	Experiencing short term side effects.	0	
2	Worried about experiencing long term side effects.	0	
3	Don't want to or finding it difficult to take a daily tablet.	0	
4	Injection site issues e.g. pain	35	100.0%
5	Challenges or Discomfort in inserting the vaginal ring	0	
6	Finding it difficult to engage with PrEP services.	0	
7	Challenges with the PrEP schedule for the particular PrEP modality	0	
8	Partner/s or family member/s objected to me taking PrEP	0	
9	Stigma (challenges from hiding the PrEP from family/partner/etc)	0	
10	Inconvenience of the type of PrEP	0	
11	Reduced HIV risk - e.g. don't have sex or Trust partner/s or knows their status.	0	
12	Increased HIV risk (perceived or actual) - e.g. start having sex	0	
13	Feel more confident with a different PrEP	0	
14	Other prevention strategies are sufficient.	0	
15	Want to try a different PrEP	0	
16	Pregnancy	0	
17	Prefer not to take PrEP as pregnant or trying to become.	0	
96	Other reason	0	
Sysmiss		11790	
<i>Warning: these figures indicate the number of cases found in the data file. They cannot be interpreted as summary statistics of the population of interest.</i>			
# st_reas_switch_method_5: Why is the participant switching their PrEP Treatment? - Challenges or Discomfor			
Information		[Type= discrete] [Format=numeric] [Range= 1-96] [Missing=*]	
Statistics [NW/ W]		[Valid=0 /-] [Invalid=11825 /-]	
Value	Label	Cases	Percentage
1	Experiencing short term side effects.	0	
2	Worried about experiencing long term side effects.	0	
3	Don't want to or finding it difficult to take a daily tablet.	0	
4	Injection site issues e.g. pain	0	
5	Challenges or Discomfort in inserting the vaginal ring	0	
6	Finding it difficult to engage with PrEP services.	0	
7	Challenges with the PrEP schedule for the particular PrEP modality	0	
8	Partner/s or family member/s objected to me taking PrEP	0	
9	Stigma (challenges from hiding the PrEP from family/partner/etc)	0	
10	Inconvenience of the type of PrEP	0	
11	Reduced HIV risk - e.g. don't have sex or Trust partner/s or knows their status.	0	
12	Increased HIV risk (perceived or actual) - e.g. start having sex	0	
13	Feel more confident with a different PrEP	0	
14	Other prevention strategies are sufficient.	0	
15	Want to try a different PrEP	0	
16	Pregnancy	0	

st_reas_switch_method_5: Why is the participant switching their PrEP Treatment? - Challenges or Discomfor

Value	Label	Cases	Percentage
17	Prefer not to take PrEP as pregnant or trying to become.	0	
96	Other reason	0	
Sysmiss		11825	

Warning: these figures indicate the number of cases found in the data file. They cannot be interpreted as summary statistics of the population of interest.

st_reas_switch_method_6: Why is the participant switching their PrEP Treatment? - Finding it difficult to

Information	[Type= discrete] [Format=numeric] [Range= 1-96] [Missing=*]
Statistics [NW/ W]	[Valid=3 /-] [Invalid=11822 /-]

Value	Label	Cases	Percentage
1	Experiencing short term side effects.	0	
2	Worried about experiencing long term side effects.	0	
3	Don't want to or finding it difficult to take a daily tablet.	0	
4	Injection site issues e.g. pain	0	
5	Challenges or Discomfort in inserting the vaginal ring	0	
6	Finding it difficult to engage with PrEP services.	3	100.0%
7	Challenges with the PrEP schedule for the particular PrEP modality	0	
8	Partner/s or family member/s objected to me taking PrEP	0	
9	Stigma (challenges from hiding the PrEP from family/partner/etc)	0	
10	Inconvenience of the type of PrEP	0	
11	Reduced HIV risk - e.g. don't have sex or Trust partner/s or knows their status.	0	
12	Increased HIV risk (perceived or actual) - e.g. start having sex	0	
13	Feel more confident with a different PrEP	0	
14	Other prevention strategies are sufficient.	0	
15	Want to try a different PrEP	0	
16	Pregnancy	0	
17	Prefer not to take PrEP as pregnant or trying to become.	0	
96	Other reason	0	
Sysmiss		11822	

Warning: these figures indicate the number of cases found in the data file. They cannot be interpreted as summary statistics of the population of interest.

st_reas_switch_method_7: Why is the participant switching their PrEP Treatment? - Challenges with the PrE

Information	[Type= discrete] [Format=numeric] [Range= 1-96] [Missing=*]
Statistics [NW/ W]	[Valid=0 /-] [Invalid=11825 /-]

Value	Label	Cases	Percentage
1	Experiencing short term side effects.	0	
2	Worried about experiencing long term side effects.	0	
3	Don't want to or finding it difficult to take a daily tablet.	0	
4	Injection site issues e.g. pain	0	
5	Challenges or Discomfort in inserting the vaginal ring	0	
6	Finding it difficult to engage with PrEP services.	0	
7	Challenges with the PrEP schedule for the particular PrEP modality	0	
8	Partner/s or family member/s objected to me taking PrEP	0	
9	Stigma (challenges from hiding the PrEP from family/partner/etc)	0	
10	Inconvenience of the type of PrEP	0	

st_reas_switch_method_7: Why is the participant switching their PrEP Treatment? - Challenges with the PrE

Value	Label	Cases	Percentage
11	Reduced HIV risk - e.g. don't have sex or Trust partner/s or knows their status.	0	
12	Increased HIV risk (perceived or actual) - e.g. start having sex	0	
13	Feel more confident with a different PrEP	0	
14	Other prevention strategies are sufficient.	0	
15	Want to try a different PrEP	0	
16	Pregnancy	0	
17	Prefer not to take PrEP as pregnant or trying to become.	0	
96	Other reason	0	
Sysmiss		11825	

Warning: these figures indicate the number of cases found in the data file. They cannot be interpreted as summary statistics of the population of interest.

st_reas_switch_method_8: Why is the participant switching their PrEP Treatment? - Partner/s or family mem

Information	[Type= discrete] [Format=numeric] [Range= 1-96] [Missing=*]
Statistics [NW/ W]	[Valid=0 /-] [Invalid=11825 /-]

Value	Label	Cases	Percentage
1	Experiencing short term side effects.	0	
2	Worried about experiencing long term side effects.	0	
3	Don't want to or finding it difficult to take a daily tablet.	0	
4	Injection site issues e.g. pain	0	
5	Challenges or Discomfort in inserting the vaginal ring	0	
6	Finding it difficult to engage with PrEP services.	0	
7	Challenges with the PrEP schedule for the particular PrEP modality	0	
8	Partner/s or family member/s objected to me taking PrEP	0	
9	Stigma (challenges from hiding the PrEP from family/partner/etc)	0	
10	Inconvenience of the type of PrEP	0	
11	Reduced HIV risk - e.g. don't have sex or Trust partner/s or knows their status.	0	
12	Increased HIV risk (perceived or actual) - e.g. start having sex	0	
13	Feel more confident with a different PrEP	0	
14	Other prevention strategies are sufficient.	0	
15	Want to try a different PrEP	0	
16	Pregnancy	0	
17	Prefer not to take PrEP as pregnant or trying to become.	0	
96	Other reason	0	
Sysmiss		11825	

Warning: these figures indicate the number of cases found in the data file. They cannot be interpreted as summary statistics of the population of interest.

st_reas_switch_method_9: Why is the participant switching their PrEP Treatment? - Stigma (challenges from

Information	[Type= discrete] [Format=numeric] [Range= 1-96] [Missing=*]
Statistics [NW/ W]	[Valid=0 /-] [Invalid=11825 /-]

Value	Label	Cases	Percentage
1	Experiencing short term side effects.	0	
2	Worried about experiencing long term side effects.	0	
3	Don't want to or finding it difficult to take a daily tablet.	0	
4	Injection site issues e.g. pain	0	

st_reas_switch_method_9: Why is the participant switching their PrEP Treatment? - Stigma (challenges from

Value	Label	Cases	Percentage
5	Challenges or Discomfort in inserting the vaginal ring	0	
6	Finding it difficult to engage with PrEP services.	0	
7	Challenges with the PrEP schedule for the particular PrEP modality	0	
8	Partner/s or family member/s objected to me taking PrEP	0	
9	Stigma (challenges from hiding the PrEP from family/partner/etc)	0	
10	Inconvenience of the type of PrEP	0	
11	Reduced HIV risk - e.g. don't have sex or Trust partner/s or knows their status.	0	
12	Increased HIV risk (perceived or actual) - e.g. start having sex	0	
13	Feel more confident with a different PrEP	0	
14	Other prevention strategies are sufficient.	0	
15	Want to try a different PrEP	0	
16	Pregnancy	0	
17	Prefer not to take PrEP as pregnant or trying to become.	0	
96	Other reason	0	
Sysmiss		11825	

Warning: these figures indicate the number of cases found in the data file. They cannot be interpreted as summary statistics of the population of interest.

st_reas_switch_method_96: Why is the participant switching their PrEP Treatment? - Other reason

Information	[Type= discrete] [Format=numeric] [Range= 1-96] [Missing=*]
Statistics [NW/ W]	[Valid=56 /-] [Invalid=11769 /-]

Value	Label	Cases	Percentage
1	Experiencing short term side effects.	0	
2	Worried about experiencing long term side effects.	0	
3	Don't want to or finding it difficult to take a daily tablet.	0	
4	Injection site issues e.g. pain	0	
5	Challenges or Discomfort in inserting the vaginal ring	0	
6	Finding it difficult to engage with PrEP services.	0	
7	Challenges with the PrEP schedule for the particular PrEP modality	0	
8	Partner/s or family member/s objected to me taking PrEP	0	
9	Stigma (challenges from hiding the PrEP from family/partner/etc)	0	
10	Inconvenience of the type of PrEP	0	
11	Reduced HIV risk - e.g. don't have sex or Trust partner/s or knows their status.	0	
12	Increased HIV risk (perceived or actual) - e.g. start having sex	0	
13	Feel more confident with a different PrEP	0	
14	Other prevention strategies are sufficient.	0	
15	Want to try a different PrEP	0	
16	Pregnancy	0	
17	Prefer not to take PrEP as pregnant or trying to become.	0	
96	Other reason	56	100.0%
Sysmiss		11769	

Warning: these figures indicate the number of cases found in the data file. They cannot be interpreted as summary statistics of the population of interest.

st_reas_switch_method_oth: Please provide the other reason why the participant switched PrEP Treatment

Information	[Type= discrete] [Format=character] [Missing=*]
Statistics [NW/ W]	[Valid=56 /-]

# ps_report_stop_prep: Did the participant reported that they stopped taking PrEP?			
Information	[Type= discrete] [Format=numeric] [Range= 1-3] [Missing=*]		
Statistics [NW/ W]	[Valid=6154 /-] [Invalid=5671 /-]		
Value	Label	Cases	Percentage
1	Yes	970	15.8%
2	No	4648	75.5%
3	Lost to Follow-up	536	8.7%
Sysmiss		5671	
<i>Warning: these figures indicate the number of cases found in the data file. They cannot be interpreted as summary statistics of the population of interest.</i>			
# rs_prep_stop_date: On which date did the participant stop taking PrEP?			
Information	[Type= discrete] [Format=character] [Missing=*]		
Statistics [NW/ W]	[Valid=970 /-]		
# ps_prep_stop_reas_lapis_1: What are the reasons for stopping PrEP? - Experiencing short term side effects.			
Information	[Type= discrete] [Format=numeric] [Range= 1-96] [Missing=*]		
Statistics [NW/ W]	[Valid=56 /-] [Invalid=11769 /-]		
Value	Label	Cases	Percentage
1	Experiencing short term side effects.	56	100.0%
2	Worried about experiencing long term side effects.	0	
3	Don't want to or finding it difficult to take a daily tablet.	0	
4	Injection site issues e.g. pain	0	
5	Challenges or Discomfort in inserting the vaginal ring	0	
6	Finding it difficult to engage with PrEP services.	0	
7	Challenges with the PrEP schedule for the particular PrEP modality	0	
8	Partner/s or family member/s objected to me taking PrEP	0	
9	Stigma (challenges from hiding the PrEP from family/partner/etc)	0	
10	Inconvenience of the type of PrEP	0	
11	Reduced HIV risk - e.g. don't have sex or Trust partner/s or knows their status.	0	
12	Increased HIV risk (perceived or actual) - e.g. start having sex	0	
13	Feel more confident with a different PrEP	0	
14	Other prevention strategies are sufficient.	0	
15	Want to try a different PrEP	0	
16	Pregnancy	0	
17	Prefer not to take PrEP as pregnant or trying to become.	0	
18	Seroconverted	0	
96	Other	0	
Sysmiss		11769	
<i>Warning: these figures indicate the number of cases found in the data file. They cannot be interpreted as summary statistics of the population of interest.</i>			
# ps_prep_stop_reas_lapis_10: What are the reasons for stopping PrEP? - Inconvenience of the type of PrEP			
Information	[Type= discrete] [Format=numeric] [Range= 1-96] [Missing=*]		
Statistics [NW/ W]	[Valid=9 /-] [Invalid=11816 /-]		
Value	Label	Cases	Percentage
1	Experiencing short term side effects.	0	
2	Worried about experiencing long term side effects.	0	
3	Don't want to or finding it difficult to take a daily tablet.	0	

ps_prep_stop_reas_lapis_10: What are the reasons for stopping PrEP? - Inconvenience of the type of PrEP

Value	Label	Cases	Percentage
4	Injection site issues e.g. pain	0	
5	Challenges or Discomfort in inserting the vaginal ring	0	
6	Finding it difficult to engage with PrEP services.	0	
7	Challenges with the PrEP schedule for the particular PrEP modality	0	
8	Partner/s or family member/s objected to me taking PrEP	0	
9	Stigma (challenges from hiding the PrEP from family/partner/etc)	0	
10	Inconvenience of the type of PrEP	9	100.0%
11	Reduced HIV risk - e.g. don't have sex or Trust partner/s or knows their status.	0	
12	Increased HIV risk (perceived or actual) - e.g. start having sex	0	
13	Feel more confident with a different PrEP	0	
14	Other prevention strategies are sufficient.	0	
15	Want to try a different PrEP	0	
16	Pregnancy	0	
17	Prefer not to take PrEP as pregnant or trying to become.	0	
18	Seroconverted	0	
96	Other	0	
Sysmiss		11816	

Warning: these figures indicate the number of cases found in the data file. They cannot be interpreted as summary statistics of the population of interest.

ps_prep_stop_reas_lapis_11: What are the reasons for stopping PrEP? - Reduced HIV risk - e.g. don't have sex

Information	[Type= discrete] [Format=numeric] [Range= 1-96] [Missing=*]
Statistics [NW/ W]	[Valid=123 /-] [Invalid=11702 /-]

Value	Label	Cases	Percentage
1	Experiencing short term side effects.	0	
2	Worried about experiencing long term side effects.	0	
3	Don't want to or finding it difficult to take a daily tablet.	0	
4	Injection site issues e.g. pain	0	
5	Challenges or Discomfort in inserting the vaginal ring	0	
6	Finding it difficult to engage with PrEP services.	0	
7	Challenges with the PrEP schedule for the particular PrEP modality	0	
8	Partner/s or family member/s objected to me taking PrEP	0	
9	Stigma (challenges from hiding the PrEP from family/partner/etc)	0	
10	Inconvenience of the type of PrEP	0	
11	Reduced HIV risk - e.g. don't have sex or Trust partner/s or knows their status.	123	100.0%
12	Increased HIV risk (perceived or actual) - e.g. start having sex	0	
13	Feel more confident with a different PrEP	0	
14	Other prevention strategies are sufficient.	0	
15	Want to try a different PrEP	0	
16	Pregnancy	0	
17	Prefer not to take PrEP as pregnant or trying to become.	0	
18	Seroconverted	0	
96	Other	0	
Sysmiss		11702	

Warning: these figures indicate the number of cases found in the data file. They cannot be interpreted as summary statistics of the population of interest.

ps_prep_stop_reas_lapis_12: What are the reasons for stopping PrEP? - Increased HIV risk (perceived or actu

Information	[Type= discrete] [Format=numeric] [Range= 1-96] [Missing=*]		
Statistics [NW/ W]	[Valid=0 /-] [Invalid=11825 /-]		
Value	Label	Cases	Percentage
1	Experiencing short term side effects.	0	
2	Worried about experiencing long term side effects.	0	
3	Don't want to or finding it difficult to take a daily tablet.	0	
4	Injection site issues e.g. pain	0	
5	Challenges or Discomfort in inserting the vaginal ring	0	
6	Finding it difficult to engage with PrEP services.	0	
7	Challenges with the PrEP schedule for the particular PrEP modality	0	
8	Partner/s or family member/s objected to me taking PrEP	0	
9	Stigma (challenges from hiding the PrEP from family/partner/etc)	0	
10	Inconvenience of the type of PrEP	0	
11	Reduced HIV risk - e.g. don't have sex or Trust partner/s or knows their status.	0	
12	Increased HIV risk (perceived or actual) - e.g. start having sex	0	
13	Feel more confident with a different PrEP	0	
14	Other prevention strategies are sufficient.	0	
15	Want to try a different PrEP	0	
16	Pregnancy	0	
17	Prefer not to take PrEP as pregnant or trying to become.	0	
18	Seroconverted	0	
96	Other	0	
Sysmiss		11825	

Warning: these figures indicate the number of cases found in the data file. They cannot be interpreted as summary statistics of the population of interest.

ps_prep_stop_reas_lapis_13: What are the reasons for stopping PrEP? - Feel more confident with a different P

Information	[Type= discrete] [Format=numeric] [Range= 1-96] [Missing=*]		
Statistics [NW/ W]	[Valid=2 /-] [Invalid=11823 /-]		
Value	Label	Cases	Percentage
1	Experiencing short term side effects.	0	
2	Worried about experiencing long term side effects.	0	
3	Don't want to or finding it difficult to take a daily tablet.	0	
4	Injection site issues e.g. pain	0	
5	Challenges or Discomfort in inserting the vaginal ring	0	
6	Finding it difficult to engage with PrEP services.	0	
7	Challenges with the PrEP schedule for the particular PrEP modality	0	
8	Partner/s or family member/s objected to me taking PrEP	0	
9	Stigma (challenges from hiding the PrEP from family/partner/etc)	0	
10	Inconvenience of the type of PrEP	0	
11	Reduced HIV risk - e.g. don't have sex or Trust partner/s or knows their status.	0	
12	Increased HIV risk (perceived or actual) - e.g. start having sex	0	
13	Feel more confident with a different PrEP	2	100.0%
14	Other prevention strategies are sufficient.	0	
15	Want to try a different PrEP	0	

ps_prep_stop_reas_lapis_13: What are the reasons for stopping PrEP? - Feel more confident with a different P

Value	Label	Cases	Percentage
16	Pregnancy	0	
17	Prefer not to take PrEP as pregnant or trying to become.	0	
18	Seroconverted	0	
96	Other	0	
Sysmiss		11823	

Warning: these figures indicate the number of cases found in the data file. They cannot be interpreted as summary statistics of the population of interest.

ps_prep_stop_reas_lapis_14: What are the reasons for stopping PrEP? - Other prevention strategies are suffic

Information	[Type= discrete] [Format=numeric] [Range= 1-96] [Missing=*]
--------------------	---

Statistics [NW/ W]	[Valid=18 /-] [Invalid=11807 /-]
---------------------------	----------------------------------

Value	Label	Cases	Percentage
1	Experiencing short term side effects.	0	
2	Worried about experiencing long term side effects.	0	
3	Don't want to or finding it difficult to take a daily tablet.	0	
4	Injection site issues e.g. pain	0	
5	Challenges or Discomfort in inserting the vaginal ring	0	
6	Finding it difficult to engage with PrEP services.	0	
7	Challenges with the PrEP schedule for the particular PrEP modality	0	
8	Partner/s or family member/s objected to me taking PrEP	0	
9	Stigma (challenges from hiding the PrEP from family/partner/etc)	0	
10	Inconvenience of the type of PrEP	0	
11	Reduced HIV risk - e.g. don't have sex or Trust partner/s or knows their status.	0	
12	Increased HIV risk (perceived or actual) - e.g. start having sex	0	
13	Feel more confident with a different PrEP	0	
14	Other prevention strategies are sufficient.	18	100.0%
15	Want to try a different PrEP	0	
16	Pregnancy	0	
17	Prefer not to take PrEP as pregnant or trying to become.	0	
18	Seroconverted	0	
96	Other	0	
Sysmiss		11807	

Warning: these figures indicate the number of cases found in the data file. They cannot be interpreted as summary statistics of the population of interest.

ps_prep_stop_reas_lapis_15: What are the reasons for stopping PrEP? - Want to try a different PrEP

Information	[Type= discrete] [Format=numeric] [Range= 1-96] [Missing=*]
--------------------	---

Statistics [NW/ W]	[Valid=12 /-] [Invalid=11813 /-]
---------------------------	----------------------------------

Value	Label	Cases	Percentage
1	Experiencing short term side effects.	0	
2	Worried about experiencing long term side effects.	0	
3	Don't want to or finding it difficult to take a daily tablet.	0	
4	Injection site issues e.g. pain	0	
5	Challenges or Discomfort in inserting the vaginal ring	0	
6	Finding it difficult to engage with PrEP services.	0	
7	Challenges with the PrEP schedule for the particular PrEP modality	0	
8	Partner/s or family member/s objected to me taking PrEP	0	

# ps_prep_stop_reas_lapis_15: What are the reasons for stopping PrEP? - Want to try a different PrEP			
Value	Label	Cases	Percentage
9	Stigma (challenges from hiding the PrEP from family/partner/etc)	0	
10	Inconvenience of the type of PrEP	0	
11	Reduced HIV risk - e.g. don't have sex or Trust partner/s or knows their status.	0	
12	Increased HIV risk (perceived or actual) - e.g. start having sex	0	
13	Feel more confident with a different PrEP	0	
14	Other prevention strategies are sufficient.	0	
15	Want to try a different PrEP	12	100.0%
16	Pregnancy	0	
17	Prefer not to take PrEP as pregnant or trying to become.	0	
18	Seroconverted	0	
96	Other	0	
Sysmiss		11813	

Warning: these figures indicate the number of cases found in the data file. They cannot be interpreted as summary statistics of the population of interest.

# ps_prep_stop_reas_lapis_16: What are the reasons for stopping PrEP? - Pregnancy			
Information	[Type= discrete] [Format=numeric] [Range= 1-96] [Missing=*]		
Statistics [NW/ W]	[Valid=6 /-] [Invalid=11819 /-]		
Value	Label	Cases	Percentage
1	Experiencing short term side effects.	0	
2	Worried about experiencing long term side effects.	0	
3	Don't want to or finding it difficult to take a daily tablet.	0	
4	Injection site issues e.g. pain	0	
5	Challenges or Discomfort in inserting the vaginal ring	0	
6	Finding it difficult to engage with PrEP services.	0	
7	Challenges with the PrEP schedule for the particular PrEP modality	0	
8	Partner/s or family member/s objected to me taking PrEP	0	
9	Stigma (challenges from hiding the PrEP from family/partner/etc)	0	
10	Inconvenience of the type of PrEP	0	
11	Reduced HIV risk - e.g. don't have sex or Trust partner/s or knows their status.	0	
12	Increased HIV risk (perceived or actual) - e.g. start having sex	0	
13	Feel more confident with a different PrEP	0	
14	Other prevention strategies are sufficient.	0	
15	Want to try a different PrEP	0	
16	Pregnancy	6	100.0%
17	Prefer not to take PrEP as pregnant or trying to become.	0	
18	Seroconverted	0	
96	Other	0	
Sysmiss		11819	

Warning: these figures indicate the number of cases found in the data file. They cannot be interpreted as summary statistics of the population of interest.

ps_prep_stop_reas_lapis_17: What are the reasons for stopping PrEP? - Prefer not to take PrEP as pregnant or

Information	[Type= discrete] [Format=numeric] [Range= 1-96] [Missing=*]		
Statistics [NW/ W]	[Valid=1 /-] [Invalid=11824 /-]		
Value	Label	Cases	Percentage
1	Experiencing short term side effects.	0	
2	Worried about experiencing long term side effects.	0	
3	Don't want to or finding it difficult to take a daily tablet.	0	
4	Injection site issues e.g. pain	0	
5	Challenges or Discomfort in inserting the vaginal ring	0	
6	Finding it difficult to engage with PrEP services.	0	
7	Challenges with the PrEP schedule for the particular PrEP modality	0	
8	Partner/s or family member/s objected to me taking PrEP	0	
9	Stigma (challenges from hiding the PrEP from family/partner/etc)	0	
10	Inconvenience of the type of PrEP	0	
11	Reduced HIV risk - e.g. don't have sex or Trust partner/s or knows their status.	0	
12	Increased HIV risk (perceived or actual) - e.g. start having sex	0	
13	Feel more confident with a different PrEP	0	
14	Other prevention strategies are sufficient.	0	
15	Want to try a different PrEP	0	
16	Pregnancy	0	
17	Prefer not to take PrEP as pregnant or trying to become.	1	100.0%
18	Seroconverted	0	
96	Other	0	
Sysmiss		11824	

Warning: these figures indicate the number of cases found in the data file. They cannot be interpreted as summary statistics of the population of interest.

ps_prep_stop_reas_lapis_18: What are the reasons for stopping PrEP? - Seroconverted

Information	[Type= discrete] [Format=numeric] [Range= 1-96] [Missing=*]		
Statistics [NW/ W]	[Valid=6 /-] [Invalid=11819 /-]		
Value	Label	Cases	Percentage
1	Experiencing short term side effects.	0	
2	Worried about experiencing long term side effects.	0	
3	Don't want to or finding it difficult to take a daily tablet.	0	
4	Injection site issues e.g. pain	0	
5	Challenges or Discomfort in inserting the vaginal ring	0	
6	Finding it difficult to engage with PrEP services.	0	
7	Challenges with the PrEP schedule for the particular PrEP modality	0	
8	Partner/s or family member/s objected to me taking PrEP	0	
9	Stigma (challenges from hiding the PrEP from family/partner/etc)	0	
10	Inconvenience of the type of PrEP	0	
11	Reduced HIV risk - e.g. don't have sex or Trust partner/s or knows their status.	0	
12	Increased HIV risk (perceived or actual) - e.g. start having sex	0	
13	Feel more confident with a different PrEP	0	
14	Other prevention strategies are sufficient.	0	
15	Want to try a different PrEP	0	

ps_prep_stop_reas_lapis_18: What are the reasons for stopping PrEP? - Seroconverted

Value	Label	Cases	Percentage
16	Pregnancy	0	
17	Prefer not to take PrEP as pregnant or trying to become.	0	
18	Seroconverted	6	100.0%
96	Other	0	
Sysmiss		11819	

Warning: these figures indicate the number of cases found in the data file. They cannot be interpreted as summary statistics of the population of interest.

ps_prep_stop_reas_lapis_2: What are the reasons for stopping PrEP? - Worried about experiencing long term s

Information	[Type= discrete] [Format=numeric] [Range= 1-96] [Missing=*]
Statistics [NW/ W]	[Valid=48 /-] [Invalid=11777 /-]

Value	Label	Cases	Percentage
1	Experiencing short term side effects.	0	
2	Worried about experiencing long term side effects.	48	100.0%
3	Don't want to or finding it difficult to take a daily tablet.	0	
4	Injection site issues e.g. pain	0	
5	Challenges or Discomfort in inserting the vaginal ring	0	
6	Finding it difficult to engage with PrEP services.	0	
7	Challenges with the PrEP schedule for the particular PrEP modality	0	
8	Partner/s or family member/s objected to me taking PrEP	0	
9	Stigma (challenges from hiding the PrEP from family/partner/etc)	0	
10	Inconvenience of the type of PrEP	0	
11	Reduced HIV risk - e.g. don't have sex or Trust partner/s or knows their status.	0	
12	Increased HIV risk (perceived or actual) - e.g. start having sex	0	
13	Feel more confident with a different PrEP	0	
14	Other prevention strategies are sufficient.	0	
15	Want to try a different PrEP	0	
16	Pregnancy	0	
17	Prefer not to take PrEP as pregnant or trying to become.	0	
18	Seroconverted	0	
96	Other	0	
Sysmiss		11777	

Warning: these figures indicate the number of cases found in the data file. They cannot be interpreted as summary statistics of the population of interest.

ps_prep_stop_reas_lapis_3: What are the reasons for stopping PrEP? - Don't want to or finding it difficult

Information	[Type= discrete] [Format=numeric] [Range= 1-96] [Missing=*]
Statistics [NW/ W]	[Valid=69 /-] [Invalid=11756 /-]

Value	Label	Cases	Percentage
1	Experiencing short term side effects.	0	
2	Worried about experiencing long term side effects.	0	
3	Don't want to or finding it difficult to take a daily tablet.	69	100.0%
4	Injection site issues e.g. pain	0	
5	Challenges or Discomfort in inserting the vaginal ring	0	
6	Finding it difficult to engage with PrEP services.	0	
7	Challenges with the PrEP schedule for the particular PrEP modality	0	
8	Partner/s or family member/s objected to me taking PrEP	0	

ps_prep_stop_reas_lapis_3: What are the reasons for stopping PrEP? - Don't want to or finding it difficult

Value	Label	Cases	Percentage
9	Stigma (challenges from hiding the PrEP from family/partner/etc)	0	
10	Inconvenience of the type of PrEP	0	
11	Reduced HIV risk - e.g. don't have sex or Trust partner/s or knows their status.	0	
12	Increased HIV risk (perceived or actual) - e.g. start having sex	0	
13	Feel more confident with a different PrEP	0	
14	Other prevention strategies are sufficient.	0	
15	Want to try a different PrEP	0	
16	Pregnancy	0	
17	Prefer not to take PrEP as pregnant or trying to become.	0	
18	Seroconverted	0	
96	Other	0	
Sysmiss		11756	

Warning: these figures indicate the number of cases found in the data file. They cannot be interpreted as summary statistics of the population of interest.

ps_prep_stop_reas_lapis_4: What are the reasons for stopping PrEP? - Injection site issues e.g. pain

Information	[Type= discrete] [Format=numeric] [Range= 1-96] [Missing=*]
Statistics [NW/ W]	[Valid=13 /-] [Invalid=11812 /-]

Value	Label	Cases	Percentage
1	Experiencing short term side effects.	0	
2	Worried about experiencing long term side effects.	0	
3	Don't want to or finding it difficult to take a daily tablet.	0	
4	Injection site issues e.g. pain	13	100.0%
5	Challenges or Discomfort in inserting the vaginal ring	0	
6	Finding it difficult to engage with PrEP services.	0	
7	Challenges with the PrEP schedule for the particular PrEP modality	0	
8	Partner/s or family member/s objected to me taking PrEP	0	
9	Stigma (challenges from hiding the PrEP from family/partner/etc)	0	
10	Inconvenience of the type of PrEP	0	
11	Reduced HIV risk - e.g. don't have sex or Trust partner/s or knows their status.	0	
12	Increased HIV risk (perceived or actual) - e.g. start having sex	0	
13	Feel more confident with a different PrEP	0	
14	Other prevention strategies are sufficient.	0	
15	Want to try a different PrEP	0	
16	Pregnancy	0	
17	Prefer not to take PrEP as pregnant or trying to become.	0	
18	Seroconverted	0	
96	Other	0	
Sysmiss		11812	

Warning: these figures indicate the number of cases found in the data file. They cannot be interpreted as summary statistics of the population of interest.

ps_prep_stop_reas_lapis_5: What are the reasons for stopping PrEP? - Challenges or Discomfort in inserting

Information	[Type= discrete] [Format=numeric] [Range= 1-96] [Missing=*]
Statistics [NW/ W]	[Valid=0 /-] [Invalid=11825 /-]

ps_prep_stop_reas_lapis_5: What are the reasons for stopping PrEP? - Challenges or Discomfort in inserting

Value	Label	Cases	Percentage
1	Experiencing short term side effects.	0	
2	Worried about experiencing long term side effects.	0	
3	Don't want to or finding it difficult to take a daily tablet.	0	
4	Injection site issues e.g. pain	0	
5	Challenges or Discomfort in inserting the vaginal ring	0	
6	Finding it difficult to engage with PrEP services.	0	
7	Challenges with the PrEP schedule for the particular PrEP modality	0	
8	Partner/s or family member/s objected to me taking PrEP	0	
9	Stigma (challenges from hiding the PrEP from family/partner/etc)	0	
10	Inconvenience of the type of PrEP	0	
11	Reduced HIV risk - e.g. don't have sex or Trust partner/s or knows their status.	0	
12	Increased HIV risk (perceived or actual) - e.g. start having sex	0	
13	Feel more confident with a different PrEP	0	
14	Other prevention strategies are sufficient.	0	
15	Want to try a different PrEP	0	
16	Pregnancy	0	
17	Prefer not to take PrEP as pregnant or trying to become.	0	
18	Seroconverted	0	
96	Other	0	
Sysmiss		11825	

Warning: these figures indicate the number of cases found in the data file. They cannot be interpreted as summary statistics of the population of interest.

ps_prep_stop_reas_lapis_6: What are the reasons for stopping PrEP? - Finding it difficult to engage with Pr

Information	[Type= discrete] [Format=numeric] [Range= 1-96] [Missing=*]		
Statistics [NW/ W]	[Valid=21 /-] [Invalid=11804 /-]		
Value	Label	Cases	Percentage
1	Experiencing short term side effects.	0	
2	Worried about experiencing long term side effects.	0	
3	Don't want to or finding it difficult to take a daily tablet.	0	
4	Injection site issues e.g. pain	0	
5	Challenges or Discomfort in inserting the vaginal ring	0	
6	Finding it difficult to engage with PrEP services.	21	100.0%
7	Challenges with the PrEP schedule for the particular PrEP modality	0	
8	Partner/s or family member/s objected to me taking PrEP	0	
9	Stigma (challenges from hiding the PrEP from family/partner/etc)	0	
10	Inconvenience of the type of PrEP	0	
11	Reduced HIV risk - e.g. don't have sex or Trust partner/s or knows their status.	0	
12	Increased HIV risk (perceived or actual) - e.g. start having sex	0	
13	Feel more confident with a different PrEP	0	
14	Other prevention strategies are sufficient.	0	
15	Want to try a different PrEP	0	
16	Pregnancy	0	
17	Prefer not to take PrEP as pregnant or trying to become.	0	
18	Seroconverted	0	

ps_prep_stop_reas_lapis_6: What are the reasons for stopping PrEP? - Finding it difficult to engage with Pr

Value	Label	Cases	Percentage
96	Other	0	
Sysmiss		11804	

Warning: these figures indicate the number of cases found in the data file. They cannot be interpreted as summary statistics of the population of interest.

ps_prep_stop_reas_lapis_7: What are the reasons for stopping PrEP? - Challenges with the PrEP schedule for

Information	[Type= discrete] [Format=numeric] [Range= 1-96] [Missing=*]
Statistics [NW/ W]	[Valid=0 /-] [Invalid=11825 /-]

Value	Label	Cases	Percentage
1	Experiencing short term side effects.	0	
2	Worried about experiencing long term side effects.	0	
3	Don't want to or finding it difficult to take a daily tablet.	0	
4	Injection site issues e.g. pain	0	
5	Challenges or Discomfort in inserting the vaginal ring	0	
6	Finding it difficult to engage with PrEP services.	0	
7	Challenges with the PrEP schedule for the particular PrEP modality	0	
8	Partner/s or family member/s objected to me taking PrEP	0	
9	Stigma (challenges from hiding the PrEP from family/partner/etc)	0	
10	Inconvenience of the type of PrEP	0	
11	Reduced HIV risk - e.g. don't have sex or Trust partner/s or knows their status.	0	
12	Increased HIV risk (perceived or actual) - e.g. start having sex	0	
13	Feel more confident with a different PrEP	0	
14	Other prevention strategies are sufficient.	0	
15	Want to try a different PrEP	0	
16	Pregnancy	0	
17	Prefer not to take PrEP as pregnant or trying to become.	0	
18	Seroconverted	0	
96	Other	0	
Sysmiss		11825	

Warning: these figures indicate the number of cases found in the data file. They cannot be interpreted as summary statistics of the population of interest.

ps_prep_stop_reas_lapis_8: What are the reasons for stopping PrEP? - Partner/s or family member/s objected

Information	[Type= discrete] [Format=numeric] [Range= 1-96] [Missing=*]
Statistics [NW/ W]	[Valid=2 /-] [Invalid=11823 /-]

Value	Label	Cases	Percentage
1	Experiencing short term side effects.	0	
2	Worried about experiencing long term side effects.	0	
3	Don't want to or finding it difficult to take a daily tablet.	0	
4	Injection site issues e.g. pain	0	
5	Challenges or Discomfort in inserting the vaginal ring	0	
6	Finding it difficult to engage with PrEP services.	0	
7	Challenges with the PrEP schedule for the particular PrEP modality	0	
8	Partner/s or family member/s objected to me taking PrEP	2	100.0%
9	Stigma (challenges from hiding the PrEP from family/partner/etc)	0	
10	Inconvenience of the type of PrEP	0	

ps_prep_stop_reas_lapis_8: What are the reasons for stopping PrEP? - Partner/s or family member/s objected

Value	Label	Cases	Percentage
11	Reduced HIV risk - e.g. don't have sex or Trust partner/s or knows their status.	0	
12	Increased HIV risk (perceived or actual) - e.g. start having sex	0	
13	Feel more confident with a different PrEP	0	
14	Other prevention strategies are sufficient.	0	
15	Want to try a different PrEP	0	
16	Pregnancy	0	
17	Prefer not to take PrEP as pregnant or trying to become.	0	
18	Seroconverted	0	
96	Other	0	
Sysmiss		11823	

Warning: these figures indicate the number of cases found in the data file. They cannot be interpreted as summary statistics of the population of interest.

ps_prep_stop_reas_lapis_9: What are the reasons for stopping PrEP? - Stigma (challenges from hiding the PrE

Information	[Type= discrete] [Format=numeric] [Range= 1-96] [Missing=*]
Statistics [NW/ W]	[Valid=0 /-] [Invalid=11825 /-]

Value	Label	Cases	Percentage
1	Experiencing short term side effects.	0	
2	Worried about experiencing long term side effects.	0	
3	Don't want to or finding it difficult to take a daily tablet.	0	
4	Injection site issues e.g. pain	0	
5	Challenges or Discomfort in inserting the vaginal ring	0	
6	Finding it difficult to engage with PrEP services.	0	
7	Challenges with the PrEP schedule for the particular PrEP modality	0	
8	Partner/s or family member/s objected to me taking PrEP	0	
9	Stigma (challenges from hiding the PrEP from family/partner/etc)	0	
10	Inconvenience of the type of PrEP	0	
11	Reduced HIV risk - e.g. don't have sex or Trust partner/s or knows their status.	0	
12	Increased HIV risk (perceived or actual) - e.g. start having sex	0	
13	Feel more confident with a different PrEP	0	
14	Other prevention strategies are sufficient.	0	
15	Want to try a different PrEP	0	
16	Pregnancy	0	
17	Prefer not to take PrEP as pregnant or trying to become.	0	
18	Seroconverted	0	
96	Other	0	
Sysmiss		11825	

Warning: these figures indicate the number of cases found in the data file. They cannot be interpreted as summary statistics of the population of interest.

ps_prep_stop_reas_lapis_96: What are the reasons for stopping PrEP? - Other

Information	[Type= discrete] [Format=numeric] [Range= 1-96] [Missing=*]
Statistics [NW/ W]	[Valid=593 /-] [Invalid=11232 /-]

Value	Label	Cases	Percentage
1	Experiencing short term side effects.	0	
2	Worried about experiencing long term side effects.	0	

ps_prep_stop_reas_lapis_96: What are the reasons for stopping PrEP? - Other

Value	Label	Cases	Percentage
3	Don't want to or finding it difficult to take a daily tablet.	0	
4	Injection site issues e.g. pain	0	
5	Challenges or Discomfort in inserting the vaginal ring	0	
6	Finding it difficult to engage with PrEP services.	0	
7	Challenges with the PrEP schedule for the particular PrEP modality	0	
8	Partner/s or family member/s objected to me taking PrEP	0	
9	Stigma (challenges from hiding the PrEP from family/partner/etc)	0	
10	Inconvenience of the type of PrEP	0	
11	Reduced HIV risk - e.g. don't have sex or Trust partner/s or knows their status.	0	
12	Increased HIV risk (perceived or actual) - e.g. start having sex	0	
13	Feel more confident with a different PrEP	0	
14	Other prevention strategies are sufficient.	0	
15	Want to try a different PrEP	0	
16	Pregnancy	0	
17	Prefer not to take PrEP as pregnant or trying to become.	0	
18	Seroconverted	0	
96	Other	593	100.0%
Sysmiss		11232	

Warning: these figures indicate the number of cases found in the data file. They cannot be interpreted as summary statistics of the population of interest.

ps_prep_stop_reas_oth: Describe other reason/s for stopping PrEP

Information	[Type= discrete] [Format=character] [Missing=*]
Statistics [NW/ W]	[Valid=593 /-]

rs_prep_fut_uptake: Would you be willing to take PrEP again in the future?

Information	[Type= discrete] [Format=numeric] [Range= 1-2] [Missing=*]
Statistics [NW/ W]	[Valid=969 /-] [Invalid=10856 /-]

Value	Label	Cases	Percentage
1	Yes	888	91.6%
2	No	81	8.4%
Sysmiss		10856	

Warning: these figures indicate the number of cases found in the data file. They cannot be interpreted as summary statistics of the population of interest.

ai_administered: Was the injectable PrEP administered?

Information	[Type= discrete] [Format=numeric] [Range= 1-2] [Missing=*]
Statistics [NW/ W]	[Valid=3575 /-] [Invalid=8250 /-]

Value	Label	Cases	Percentage
1	Yes	2597	72.6%
2	No	978	27.4%
Sysmiss		8250	

Warning: these figures indicate the number of cases found in the data file. They cannot be interpreted as summary statistics of the population of interest.

ai_admin_datetime: Administration Date/Time

Information	[Type= discrete] [Format=character] [Missing=*]
Statistics [NW/ W]	[Valid=2597 /-]

# ai_injection_side: Which side of the buttocks is injected?			
Information	[Type= discrete] [Format=numeric] [Range= 1-2] [Missing=*]		
Statistics [NW/ W]	[Valid=2597 /-] [Invalid=9228 /-]		
Value	Label	Cases	Percentage
1	Left	1224	47.1%
2	Right	1373	52.9%
Sysmiss		9228	
<i>Warning: these figures indicate the number of cases found in the data file. They cannot be interpreted as summary statistics of the population of interest.</i>			
# ai_admin_monitored: Was the participant monitored for a time after administration of the injectable			
Information	[Type= discrete] [Format=numeric] [Range= 1-2] [Missing=*]		
Statistics [NW/ W]	[Valid=2597 /-] [Invalid=9228 /-]		
Value	Label	Cases	Percentage
1	Yes	2596	100.0%
2	No	1	0.0%
Sysmiss		9228	
<i>Warning: these figures indicate the number of cases found in the data file. They cannot be interpreted as summary statistics of the population of interest.</i>			
# ai_admin_side_effects: Did the participant experience any side effects relating to the administration o			
Information	[Type= discrete] [Format=numeric] [Range= 1-2] [Missing=*]		
Statistics [NW/ W]	[Valid=2596 /-] [Invalid=9229 /-]		
Value	Label	Cases	Percentage
1	Yes	1	0.0%
2	No	2595	100.0%
Sysmiss		9229	
<i>Warning: these figures indicate the number of cases found in the data file. They cannot be interpreted as summary statistics of the population of interest.</i>			
# ai_admin_desc_side_effect: Please describe the side effects			
Information	[Type= discrete] [Format=character] [Missing=*]		
Statistics [NW/ W]	[Valid=2 /-] [Invalid=0 /-]		
# ai_admin_action_taken: Please describe the actions taken			
Information	[Type= discrete] [Format=character] [Missing=*]		
Statistics [NW/ W]	[Valid=1 /-]		
# ai_monitoring_time: For how long was the participant monitored (in minutes)?			
Information	[Type= discrete] [Format=character] [Missing=*]		
Statistics [NW/ W]	[Valid=2596 /-] [Invalid=0 /-]		
# dr_prep_done: Was the drug accountability for PrEP medication done?			
Information	[Type= discrete] [Format=numeric] [Range= 1-2] [Missing=*]		
Statistics [NW/ W]	[Valid=1193 /-] [Invalid=10632 /-]		
Value	Label	Cases	Percentage
1	Yes	1025	85.9%
2	No	168	14.1%
Sysmiss		10632	
<i>Warning: these figures indicate the number of cases found in the data file. They cannot be interpreted as summary statistics of the population of interest.</i>			

# dr_prep_miss_any_doses: Did the participant report not taking any of their doses in the last two weeks?			
Information		[Type= discrete] [Format=numeric] [Range= 1-2] [Missing=*]	
Statistics [NW/ W]		[Valid=1026 /-] [Invalid=10799 /-]	
Value	Label	Cases	Percentage
1	Yes	452	44.1%
2	No	574	55.9%
Sysmiss		10799	
<i>Warning: these figures indicate the number of cases found in the data file. They cannot be interpreted as summary statistics of the population of interest.</i>			
# dr_art_done: Was the drug accountability for ART medication done?			
Information		[Type= discrete] [Format=numeric] [Range= 1-2] [Missing=*]	
Statistics [NW/ W]		[Valid=12 /-] [Invalid=11813 /-]	
Value	Label	Cases	Percentage
1	Yes	10	83.3%
2	No	2	16.7%
Sysmiss		11813	
<i>Warning: these figures indicate the number of cases found in the data file. They cannot be interpreted as summary statistics of the population of interest.</i>			
# dr_art_miss_any_doses: Did the participant report not taking any of their doses in the last two weeks?			
Information		[Type= discrete] [Format=numeric] [Range= 1-2] [Missing=*]	
Statistics [NW/ W]		[Valid=10 /-] [Invalid=11815 /-]	
Value	Label	Cases	Percentage
1	Yes	3	30.0%
2	No	7	70.0%
Sysmiss		11815	
<i>Warning: these figures indicate the number of cases found in the data file. They cannot be interpreted as summary statistics of the population of interest.</i>			
# as_reconsider_support: Would the participant reconsider taking adherence support from a Peer Navigator?			
Information		[Type= discrete] [Format=numeric] [Range= 1-2] [Missing=*]	
Statistics [NW/ W]		[Valid=418 /-] [Invalid=11407 /-]	
Value	Label	Cases	Percentage
1	Yes	172	41.1%
2	No	246	58.9%
Sysmiss		11407	
<i>Warning: these figures indicate the number of cases found in the data file. They cannot be interpreted as summary statistics of the population of interest.</i>			
# as_linked_to_peernav: Was participant able to link up with a Peer Navigator regarding their adherence			
Information		[Type= discrete] [Format=numeric] [Range= 1-2] [Missing=*]	
Statistics [NW/ W]		[Valid=2174 /-] [Invalid=9651 /-]	
Value	Label	Cases	Percentage
1	Yes	2171	99.9%
2	No	3	0.1%
Sysmiss		9651	
<i>Warning: these figures indicate the number of cases found in the data file. They cannot be interpreted as summary statistics of the population of interest.</i>			
# as_relink_to_peernav: If you stopped your Medication Adherence support with the Peer Navigator, would			
Information		[Type= discrete] [Format=numeric] [Range= 1-2] [Missing=*]	
Statistics [NW/ W]		[Valid=2171 /-] [Invalid=9654 /-]	

as_relink_to_peernav: If you stopped your Medication Adherence support with the Peer Navigator, would

Value	Label	Cases	Percentage
1	Yes	2140	98.6%
2	No	31	1.4%
Sysmiss		9654	

Warning: these figures indicate the number of cases found in the data file. They cannot be interpreted as summary statistics of the population of interest.

as_link_to_peernav: Would the participant like us to link them with the Peer Navigator?

Information	[Type= discrete] [Format=numeric] [Range= 1-2] [Missing=*]
Statistics [NW/ W]	[Valid=2143 /-] [Invalid=9682 /-]

Value	Label	Cases	Percentage
1	Yes	2139	99.8%
2	No	4	0.2%
Sysmiss		9682	

Warning: these figures indicate the number of cases found in the data file. They cannot be interpreted as summary statistics of the population of interest.

as_on_treatment: Is the participant on any treatment? Either given by us or other chronic medicat

Information	[Type= discrete] [Format=numeric] [Range= 1-2] [Missing=*]
Statistics [NW/ W]	[Valid=3955 /-] [Invalid=7870 /-]

Value	Label	Cases	Percentage
1	Yes	2964	74.9%
2	No	991	25.1%
Sysmiss		7870	

Warning: these figures indicate the number of cases found in the data file. They cannot be interpreted as summary statistics of the population of interest.

as_has_support_system: Does the participant have a treatment adherence support system via family or som

Information	[Type= discrete] [Format=numeric] [Range= 1-2] [Missing=*]
Statistics [NW/ W]	[Valid=2964 /-] [Invalid=8861 /-]

Value	Label	Cases	Percentage
1	Yes	529	17.8%
2	No	2435	82.2%
Sysmiss		8861	

Warning: these figures indicate the number of cases found in the data file. They cannot be interpreted as summary statistics of the population of interest.

as_uptake_adhere_support: Would the participant like to be supported a Peer Navigator?

Information	[Type= discrete] [Format=numeric] [Range= 1-2] [Missing=*]
Statistics [NW/ W]	[Valid=3136 /-] [Invalid=8689 /-]

Value	Label	Cases	Percentage
1	Yes	1897	60.5%
2	No	1239	39.5%
Sysmiss		8689	

Warning: these figures indicate the number of cases found in the data file. They cannot be interpreted as summary statistics of the population of interest.

as_list_of_medications: Make a list of medications for which the participant needs support on.

Information	[Type= discrete] [Format=character] [Missing=*]
Statistics [NW/ W]	[Valid=1897 /-]

as_list_what_support: Describe the kind of adherence the participant needs support on

Information	[Type= discrete] [Format=character] [Missing=*]
--------------------	---

# as_list_what_support: Describe the kind of adherence the participant needs support on			
Statistics [NW/ W]	[Valid=1897 /-]		
# rf_doh_referral: Does this participant needs to be referred to a DoH Clinic?			
Information	[Type= discrete] [Format=numeric] [Range= 1-2] [Missing=*]		
Statistics [NW/ W]	[Valid=7887 /-] [Invalid=3938 /-]		
Value	Label	Cases	Percentage
1	Yes	31	0.4%
2	No	7856	99.6%
Sysmiss		3938	
<i>Warning: these figures indicate the number of cases found in the data file. They cannot be interpreted as summary statistics of the population of interest.</i>			
# rf_doh_referral_date: Referral date to DoH			
Information	[Type= discrete] [Format=character] [Missing=*]		
Statistics [NW/ W]	[Valid=31 /-]		
# rf_doh_referral_reas: If yes, reason			
Information	[Type= discrete] [Format=character] [Missing=*]		
Statistics [NW/ W]	[Valid=31 /-]		
# rd_doh_refer_slip: Please upload a copy of the referral slip here			
Information	[Type= discrete] [Format=character] [Missing=*]		
Statistics [NW/ W]	[Valid=23 /-] [Invalid=0 /-]		
# rf_doctor_referral: Does this participant needs to be referred to the Study Doctor?			
Information	[Type= discrete] [Format=numeric] [Range= 1-2] [Missing=*]		
Statistics [NW/ W]	[Valid=7814 /-] [Invalid=4011 /-]		
Value	Label	Cases	Percentage
1	Yes	98	1.3%
2	No	7716	98.7%
Sysmiss		4011	
<i>Warning: these figures indicate the number of cases found in the data file. They cannot be interpreted as summary statistics of the population of interest.</i>			
# rf_dr_referral_date: Referral date to study doctor			
Information	[Type= discrete] [Format=character] [Missing=*]		
Statistics [NW/ W]	[Valid=99 /-]		
# rf_doctor_referral_reas: If yes, please provide a detailed reason			
Information	[Type= discrete] [Format=character] [Missing=*]		
Statistics [NW/ W]	[Valid=98 /-]		
# rf_doctor_schedule_date: Please provide the scheduled visit date with the Study Doctor			
Information	[Type= discrete] [Format=character] [Missing=*]		
Statistics [NW/ W]	[Valid=98 /-]		
# va_date_completed: Date when summary was reviewed and action plan completed			
Information	[Type= discrete] [Format=character] [Missing=*]		
Statistics [NW/ W]	[Valid=8149 /-]		
# va_abnorm_measure: Were any of the measurements abnormal or of concern?			
Information	[Type= discrete] [Format=numeric] [Range= 1-2] [Missing=*]		

# va_abnorm_measure: Were any of the measurements abnormal or of concern?			
Statistics [NW/ W]		[Valid=6674 /-] [Invalid=5151 /-]	
Value	Label	Cases	Percentage
1	Yes	3125	46.8%
2	No	3549	53.2%
Sysmiss		5151	
<i>Warning: these figures indicate the number of cases found in the data file. They cannot be interpreted as summary statistics of the population of interest.</i>			
# va_followup_hiv_history: Is there any follow-up action for HIV History?			
Information		[Type= discrete] [Format=numeric] [Range= 1-2] [Missing=*]	
Statistics [NW/ W]		[Valid=6674 /-] [Invalid=5151 /-]	
Value	Label	Cases	Percentage
1	Yes	6412	96.1%
2	No	262	3.9%
Sysmiss		5151	
<i>Warning: these figures indicate the number of cases found in the data file. They cannot be interpreted as summary statistics of the population of interest.</i>			
# va_followup_health_promot: Is there any follow-up action for Health Promotion?			
Information		[Type= discrete] [Format=numeric] [Range= 1-2] [Missing=*]	
Statistics [NW/ W]		[Valid=6674 /-] [Invalid=5151 /-]	
Value	Label	Cases	Percentage
1	Yes	4433	66.4%
2	No	2241	33.6%
Sysmiss		5151	
<i>Warning: these figures indicate the number of cases found in the data file. They cannot be interpreted as summary statistics of the population of interest.</i>			
# va_followup_family_plan: Is there any follow-up action for Family planning?			
Information		[Type= discrete] [Format=numeric] [Range= 1-2] [Missing=*]	
Statistics [NW/ W]		[Valid=6674 /-] [Invalid=5151 /-]	
Value	Label	Cases	Percentage
1	Yes	2147	32.2%
2	No	4527	67.8%
Sysmiss		5151	
<i>Warning: these figures indicate the number of cases found in the data file. They cannot be interpreted as summary statistics of the population of interest.</i>			
# va_followup_prep_eligible: Is there any follow-up action for PrEP Eligibility?			
Information		[Type= discrete] [Format=numeric] [Range= 1-2] [Missing=*]	
Statistics [NW/ W]		[Valid=6674 /-] [Invalid=5151 /-]	
Value	Label	Cases	Percentage
1	Yes	5285	79.2%
2	No	1389	20.8%
Sysmiss		5151	
<i>Warning: these figures indicate the number of cases found in the data file. They cannot be interpreted as summary statistics of the population of interest.</i>			
# va_followup_pep_eligible: Is there any follow-up action for PEP Eligibility?			
Information		[Type= discrete] [Format=numeric] [Range= 1-2] [Missing=*]	
Statistics [NW/ W]		[Valid=6674 /-] [Invalid=5151 /-]	

va_followup_pep_eligible: Is there any follow-up action for PEP Eligibility?

Value	Label	Cases	Percentage
1	Yes	2272	34.0%
2	No	4402	66.0%
Sysmiss		5151	

Warning: these figures indicate the number of cases found in the data file. They cannot be interpreted as summary statistics of the population of interest.

va_followup_sample_collec: Is there any follow-up action for Samples collected?

Information	[Type= discrete] [Format=numeric] [Range= 1-2] [Missing=*]
Statistics [NW/ W]	[Valid=6674 /-] [Invalid=5151 /-]

Value	Label	Cases	Percentage
1	Yes	6516	97.6%
2	No	158	2.4%
Sysmiss		5151	

Warning: these figures indicate the number of cases found in the data file. They cannot be interpreted as summary statistics of the population of interest.

# va_followup_med_dispens: Is there any follow-up action for Medication dispensed?			
Information		[Type= discrete] [Format=numeric] [Range= 1-2] [Missing=*]	
Statistics [NW/ W]		[Valid=6674 /-] [Invalid=5151 /-]	
Value	Label	Cases	Percentage
1	Yes	4812	72.1%
2	No	1862	27.9%
Sysmiss		5151	
<i>Warning: these figures indicate the number of cases found in the data file. They cannot be interpreted as summary statistics of the population of interest.</i>			
# va_7day_call_done: Was the participant available for the 7 day call?			
Information		[Type= discrete] [Format=numeric] [Range= 1-2] [Missing=*]	
Statistics [NW/ W]		[Valid=1471 /-] [Invalid=10354 /-]	
Value	Label	Cases	Percentage
1	Yes	1257	85.5%
2	No	214	14.5%
Sysmiss		10354	
<i>Warning: these figures indicate the number of cases found in the data file. They cannot be interpreted as summary statistics of the population of interest.</i>			
# va_followup_peppk_dispens: Is there a follow up action for PEP pack dispensed?			
Information		[Type= discrete] [Format=numeric] [Range= 1-2] [Missing=*]	
Statistics [NW/ W]		[Valid=4813 /-] [Invalid=7012 /-]	
Value	Label	Cases	Percentage
1	Yes	81	1.7%
2	No	4732	98.3%
Sysmiss		7012	
<i>Warning: these figures indicate the number of cases found in the data file. They cannot be interpreted as summary statistics of the population of interest.</i>			
# va_add_gen_comment: Are there any general comments to add?			
Information		[Type= discrete] [Format=numeric] [Range= 1-2] [Missing=*]	
Statistics [NW/ W]		[Valid=8145 /-] [Invalid=3680 /-]	
Value	Label	Cases	Percentage
1	Yes	5818	71.4%
2	No	2327	28.6%
Sysmiss		3680	
<i>Warning: these figures indicate the number of cases found in the data file. They cannot be interpreted as summary statistics of the population of interest.</i>			
# va_sch_next_visit_done: Is a follow up visit scheduled with the participant?			
Information		[Type= discrete] [Format=numeric] [Range= 1-2] [Missing=*]	
Statistics [NW/ W]		[Valid=8147 /-] [Invalid=3678 /-]	
Value	Label	Cases	Percentage
1	Yes	6540	80.3%
2	No	1607	19.7%
Sysmiss		3678	
<i>Warning: these figures indicate the number of cases found in the data file. They cannot be interpreted as summary statistics of the population of interest.</i>			
# va_next_visitdate: Record the next Scheduled Visit Date			
Information		[Type= discrete] [Format=character] [Missing=*]	
Statistics [NW/ W]		[Valid=6540 /-]	

# va_calc_days_next_visit: Calculated field: Days to next visit?			
Information	[Type= discrete] [Format=character] [Missing=*]		
Statistics [NW/ W]	[Valid=11298 /-] [Invalid=0 /-]		
# va_calc_next_visit_remind: Calculated field: Date on which to start with the next visit reminders?			
Information	[Type= discrete] [Format=character] [Missing=*]		
Statistics [NW/ W]	[Valid=6540 /-]		
# va_calc_hivstatus_at_visit: Calculate Participant's HIV status at this visit			
Information	[Type= discrete] [Format=character] [Missing=*]		
Statistics [NW/ W]	[Valid=4689 /-] [Invalid=0 /-]		
# va_calc_seroconvert: Calculate Participant's HIV status at this visit 1 = Yes 0 = No			
Information	[Type= discrete] [Format=character] [Missing=*]		
Statistics [NW/ W]	[Valid=10990 /-] [Invalid=0 /-]		
# va_calc_dur_start_summary: Calculate Duration till start of Summary Action plan			
Information	[Type= discrete] [Format=character] [Missing=*]		
Statistics [NW/ W]	[Valid=6646 /-] [Invalid=0 /-]		
# ev_send_to_qc: Are all information completed and can this record be sent for QC?			
Information	[Type= discrete] [Format=numeric] [Range= 1-2] [Missing=*]		
Statistics [NW/ W]	[Valid=11174 /-] [Invalid=651 /-]		
Value	Label	Cases	Percentage
1	Yes	11171	100.0%
2	No	3	0.0%
Sysmiss		651	
<i>Warning: these figures indicate the number of cases found in the data file. They cannot be interpreted as summary statistics of the population of interest.</i>			
# ev_complete_time: Date/Time			
Information	[Type= discrete] [Format=character] [Missing=*]		
Statistics [NW/ W]	[Valid=11175 /-] [Invalid=0 /-]		
# ev_qc_performed: Was the Internal QC Step completed?			
Information	[Type= discrete] [Format=numeric] [Range= 1-2] [Missing=*]		
Statistics [NW/ W]	[Valid=0 /-] [Invalid=11825 /-]		
Value	Label	Cases	Percentage
1	Yes	0	
2	No	0	
Sysmiss		11825	
<i>Warning: these figures indicate the number of cases found in the data file. They cannot be interpreted as summary statistics of the population of interest.</i>			
# ev_calc_prep_visit: Calculated PrEP Visit 1 = Initial PrEP visit			
Information	[Type= discrete] [Format=character] [Missing=*]		
Statistics [NW/ W]	[Valid=11283 /-] [Invalid=0 /-]		
# ev_calc_dur_endvisit: Calculate Duration till End of Visit form			
Information	[Type= discrete] [Format=character] [Missing=*]		
Statistics [NW/ W]	[Valid=6651 /-] [Invalid=0 /-]		

# es_withdraw: Did the participant withdraw from the study?			
Information		[Type= discrete] [Format=numeric] [Range= 1-2] [Missing=*]	
Statistics [NW/ W]		[Valid=0 /-] [Invalid=11825 /-]	
Value	Label	Cases	Percentage
1	Yes	0	
2	No	0	
Sysmiss		11825	
<i>Warning: these figures indicate the number of cases found in the data file. They cannot be interpreted as summary statistics of the population of interest.</i>			
# es_complete_time: End of Study Completed date/time			
Information		[Type= discrete] [Format=character] [Missing=*]	
Statistics [NW/ W]		[Valid=0 /-]	
# es_withdraw_reas: What was the main reason for withdraw?			
Information		[Type= discrete] [Format=numeric] [Range= 1-96] [Missing=*]	
Statistics [NW/ W]		[Valid=0 /-] [Invalid=11825 /-]	
Value	Label	Cases	Percentage
1	Lost to follow up	0	
2	Migrated outside of PIPSA area.	0	
4	Medical contraindication	0	
5	Discontinue Clinic participation	0	
6	Adverse Event (SAE)	0	
7	Death (SAE)	0	
8	Transferred to DoH	0	
96	Other (specify)	0	
Sysmiss		11825	
<i>Warning: these figures indicate the number of cases found in the data file. They cannot be interpreted as summary statistics of the population of interest.</i>			
# es_withdraw_reas_oth: Please specify other reason for withdraw:			
Information		[Type= discrete] [Format=character] [Missing=*]	
Statistics [NW/ W]		[Valid=0 /-] [Invalid=0 /-]	
# es_dateofdeath: Date of Death			
Information		[Type= discrete] [Format=character] [Missing=*]	
Statistics [NW/ W]		[Valid=0 /-]	
# es_dateoftransf_doh: Date of Transfer to DoH			
Information		[Type= discrete] [Format=character] [Missing=*]	
Statistics [NW/ W]		[Valid=0 /-]	
# es_calc_prep_visit: Calculated PrEP Visit 1 = Initial PrEP visit			
Information		[Type= discrete] [Format=character] [Missing=*]	
Statistics [NW/ W]		[Valid=0 /-] [Invalid=0 /-]	
# rn_request_assist: Was Peer Navigator Assistance requested?			
Information		[Type= discrete] [Format=numeric] [Range= 1-2] [Missing=*]	
Statistics [NW/ W]		[Valid=77 /-] [Invalid=11748 /-]	
Value	Label	Cases	Percentage
1	Yes	77	100.0%

# rn_request_assist: Was Peer Navigator Assistance requested?			
Value	Label	Cases	Percentage
2	No	0	
Sysmiss		11748	
<i>Warning: these figures indicate the number of cases found in the data file. They cannot be interpreted as summary statistics of the population of interest.</i>			
# rn_request_date: When was Peer Navigator Assistance requested?			
Information	[Type= discrete] [Format=character] [Missing=*]		
Statistics [NW/ W]	[Valid=77 /-]		
# rn_next_clinic_date: Next available Clinic date			
Information	[Type= discrete] [Format=character] [Missing=*]		
Statistics [NW/ W]	[Valid=72 /-]		

File : AHRI.LAPIS.ESource.DoctorVisits.2026.v1

IntID: Individual ID

Information [Type= continuous] [Format=numeric] [Range= 3582-99902894] [Missing=*]

Statistics [NW/ W] [Valid=136 /-] [Invalid=0 /-] [Mean=24348937.654 /-] [StdDev=42922939.144 /-]

event_id: REDCap Event Identifier

Information [Type= discrete] [Format=numeric] [Range= 504-504] [Missing=*]

Statistics [NW/ W] [Valid=136 /-] [Invalid=0 /-]

instance: REDCap Instance Identifier

Information [Type= discrete] [Format=numeric] [Range= 1-3] [Missing=*]

Statistics [NW/ W] [Valid=136 /-] [Invalid=0 /-]

pv_clinic_name: What is the name of the Clinic?

Information [Type= discrete] [Format=numeric] [Range= 1-11] [Missing=*]

Statistics [NW/ W] [Valid=57 /-] [Invalid=79 /-]

Value	Label	Cases	Percentage
1	Mtubatuba	6	10.5%
2	KwaMsane	1	1.8%
3	Somkhele	2	3.5%
4	Nkundusi	1	1.8%
5	Hluhluwe	0	
6	Mobile - A	12	21.1%
7	Mobile - B	18	31.6%
8	Mobile - C	7	12.3%
9	Mobile - D	4	7.0%
10	Mobile - E	5	8.8%
11	Mobile - F	1	1.8%
Sysmiss		79	

Warning: these figures indicate the number of cases found in the data file. They cannot be interpreted as summary statistics of the population of interest.

pv_clinic_location: Location / Isigodi

Information [Type= discrete] [Format=character] [Missing=*]

Statistics [NW/ W] [Valid=47 /-] [Invalid=0 /-]

pv_mobile_point_name: Name of Mobile Clinic Point

Information [Type= discrete] [Format=numeric] [Range= 1-114] [Missing=*]

Statistics [NW/ W] [Valid=0 /-] [Invalid=136 /-]

Value	Label	Cases	Percentage
1	KwaMgodla	0	
2	KwaBhoboza Ejikeni	0	
3	Sportsground emva kwaseGugulethu	0	
4	Gugulethu	0	
5	Area next Tracker Aaron's house	0	
6	KwaNdlovu sportsground next to Hlela	0	
7	KwaMshaya C.P school	0	
8	Omo	0	
9	Enjabulweni Tuckshop	0	

File : AHRI.LAPIS.ESource.DoctorVisits.2026.v1

pv_mobile_point_name: Name of Mobile Clinic Point

Value	Label	Cases	Percentage
10	Egezi	0	
11	Enkatha Esihlahleni	0	
12	Ground near Bongani old Store	0	
13	Enkodibe sportsground	0	
14	Nkombose High School	0	
15	Nkombose sportsground	0	
16	Phola Esasaletu	0	
17	Esolethu sportground Nxumalo	0	
18	Ephayindini eBaswazini Primary	0	
19	Ground Siyaphambili High	0	
20	Sportsground KwaMasuku	0	
21	Thuthukani Baswazini Creche	0	
22	Morning Stars	0	
23	Pholani soccer field	0	
24	Sikhakhane Tarven	0	
25	Mathonsi	0	
26	Area next to Mbilini	0	
27	Zamazama Tuckshop	0	
28	Mandlakanina	0	
29	Bhekabantu Tuckshop	0	
30	Graftsportsground	0	
31	Fasty sportsgrounds	0	
32	Rovers sportsground next to Mboma store	0	
33	Nkosana sportsground	0	
34	Netball sportsground next to Mfekayis house	0	
35	Ephayindini KwaMfekayi	0	
36	Community Hall next to Ntulufakazi	0	
37	Mgasela sportsground next to DoH mobile sites	0	
38	Amazulu Amancane sportsground	0	
39	Sizabantu Tuckshop behind Skhahla	0	
40	KwaSithole Store	0	
41	Esiphambanweni next to Mashobane	0	
42	Mcakwini junior ground site	0	
43	Lethusizo Tuckshop	0	
44	Bkekamandla store kwaSithole DoH sites	0	
45	New Action Sportsground	0	
46	Area next to the shop near Gilonki High	0	
47	Gumede sportsground	0	
48	Mahhedla store	0	
49	KwaDidiza Hardware	0	
50	MsiziwamaKrestu	0	
51	Myeki sportsportground	0	
52	Site next to Nonjabulos house	0	

File : AHRI.LAPIS.ESource.DoctorVisits.2026.v1

pv_mobile_point_name: Name of Mobile Clinic Point

Value	Label	Cases	Percentage
53	Sigqogqo sportsground	0	
54	Nomathiya Sportsground	0	
55	Ntshaba Store	0	
56	Nakeka Store	0	
57	Ephayindini	0	
58	Esunjwaneni Esigwedleni	0	
59	The Efesu New Apostolic Church	0	
60	Etamu	0	
61	Dikadika Store	0	
62	Celukuphila Store	0	
63	Esihlahleni next to Nkonyane Primary	0	
64	Ezimambeni Community Hall	0	
65	Esihlahleni kaDlamini ngaseCreche	0	
66	Esiyembeni Community hall	0	
67	Enntweni Esitobhini	0	
68	Siyaqala DOH Sites	0	
69	Ophondweni Hall	0	
70	Phaphamani Sportsground	0	
71	Bongumusa pension point	0	
72	KwaZungu Ephayindini	0	
73	Ephayindini	0	
74	Vukanathi Store	0	
75	New York Carwash	0	
76	Washesha Store	0	
77	Nqayizivele Tea Room	0	
78	Area next to Value logde	0	
79	Jerusalema Church	0	
80	Vulamehlo Store	0	
81	Area Next toMlamuli Primary	0	
82	KwaBhekozayo store	0	
83	Ndlovu Village Gate	0	
84	KwaMkhonza	0	
85	Ezitolo	0	
86	KwaNtshakala(Lucky Store)	0	
87	Enkatha Esihlahleni	0	
88	Ephola Park	0	
89	Langelihle Pre-School/Creche	0	
90	Ninela Store	0	
91	Sibonokuhle Creche KwaMabika	0	
92	KwaBhekwayinkosi Tuck Shop	0	
93	Enkodibe sportsgrounds	0	
94	Nkombose High School	0	
95	Nkombose sportsground	0	

File : AHRI.LAPIS.ESource.DoctorVisits.2026.v1

pv_mobile_point_name: Name of Mobile Clinic Point

Value	Label	Cases	Percentage
96	Esolethu sportsground	0	
97	Sikothini Primary	0	
98	Khumbulani temple	0	
99	KwaKhanyile Store	0	
100	Mahujini Store	0	
101	Zulu Vuka	0	
102	Majonijoni	0	
103	KwaMkhize Store	0	
104	Gunjaneni Primary	0	
105	Kwazulu Store	0	
106	Next to KwaMthethwa Homestead	0	
107	Ephayindini	0	
108	Bhekamandla hall	0	
109	Ndonga Sportsground	0	
110	Shop next to Bathathe Primary	0	
111	Barcelona	0	
112	Open space zikhali Makert	0	
113	Two four joe sportsground	0	
114	Nkunzani sportsground next to Isipho General Dealer	0	
Sysmiss		136	

Warning: these figures indicate the number of cases found in the data file. They cannot be interpreted as summary statistics of the population of interest.

pv_verify_partic: By reviewing the Personal information, please verify that this is the correct pa

Information	[Type= discrete] [Format=numeric] [Range= 1-3] [Missing=*]
Statistics [NW/ W]	[Valid=57 /-] [Invalid=79 /-]

Value	Label	Cases	Percentage
1	Yes - this is the correct participant	57	100.0%
2	No - this is not the correct participant	0	
3	Yes - correct person - details have changed	0	
Sysmiss		79	

Warning: these figures indicate the number of cases found in the data file. They cannot be interpreted as summary statistics of the population of interest.

pv_visit: For what Study Visit is the participant returning?

Information	[Type= discrete] [Format=numeric] [Range= 0-125] [Missing=*]
Statistics [NW/ W]	[Valid=57 /-] [Invalid=79 /-]

Value	Label	Cases	Percentage
0	Initial Visit	11	19.3%
1	Month 1	2	3.5%
2	Month 2	3	5.3%
3	Month 3	3	5.3%
4	Month 4	0	
5	Month 5	1	1.8%
6	Month 6	1	1.8%
7	Month 7	2	3.5%

File : AHRI.LAPIS.ESource.DoctorVisits.2026.v1

pv_visit: For what Study Visit is the participant returning?

Value	Label	Cases	Percentage
8	Month 8	1	1.8%
9	Month 9	0	
10	Month 10	1	1.8%
11	Month 11	1	1.8%
12	Month 12	1	1.8%
13	Month 13	1	1.8%
14	Month 14	5	8.8%
15	Month 15	1	1.8%
16	Month 16	1	1.8%
17	Month 17	0	
18	Month 18	0	
19	Month 19	0	
20	Month 20	0	
21	Month 21	0	
22	Month 22	0	
23	Month 23	0	
24	Month 24	0	
25	CABLA Initiation Visit	0	
26	Month 26	0	
27	Month 27	0	
28	Month 28	0	
29	Month 29	0	
30	Month 30	0	
31	Month 31	0	
32	Month 32	0	
33	Month 33	0	
34	Month 34	0	
35	Month 35	0	
36	Month 36	0	
37	Month 37	0	
38	Month 38	0	
39	Month 39	0	
40	Month 40	0	
89	Endline	0	
90	Repeat Follow Up on Other Services	1	1.8%
91	Restarting PrEP - Month 1	0	
99	Unscheduled	21	36.8%
125	Month 25	0	
Sysmiss		79	

Warning: these figures indicate the number of cases found in the data file. They cannot be interpreted as summary statistics of the population of interest.

pv_visit_date: Visit Date

Information	[Type= discrete] [Format=character] [Missing=*]
Statistics [NW/ W]	[Valid=57 /-]

File : AHRI.LAPIS.ESource.DoctorVisits.2026.v1

pv_calc_age: Participant's age Calculated from Date of Birth and Visit Date

Information [Type= discrete] [Format=character] [Missing=*]

Statistics [NW/ W] [Valid=57 /-] [Invalid=0 /-]

pv_num_months: Number of months since last visit

Information [Type= discrete] [Format=character] [Missing=*]

Statistics [NW/ W] [Valid=57 /-] [Invalid=0 /-]

rr_doctor_schedule_date: Scheduled Visit date

Information [Type= discrete] [Format=character] [Missing=*]

Statistics [NW/ W] [Valid=76 /-] [Invalid=0 /-]

vd_collected: Were vital signs collected?

Information [Type= discrete] [Format=numeric] [Range= 1-2] [Missing=*]

Statistics [NW/ W] [Valid=82 /-] [Invalid=54 /-]

Value	Label	Cases	Percentage
1	Yes	78	95.1%
2	No	4	4.9%
Systemmiss		54	

Warning: these figures indicate the number of cases found in the data file. They cannot be interpreted as summary statistics of the population of interest.

vd_datetime: Date/time of Assessment

Information [Type= discrete] [Format=character] [Missing=*]

Statistics [NW/ W] [Valid=78 /-]

vd_sysbp: Systolic Blood Pressure

Information [Type= continuous] [Format=numeric] [Range= 92-155] [Missing=*]

Statistics [NW/ W] [Valid=77 /-] [Invalid=59 /-] [Mean=115.61 /-] [StdDev=11.486 /-]

vd_diabp: Diastolic Blood Pressure

Information [Type= continuous] [Format=numeric] [Range= 57-113] [Missing=*]

Statistics [NW/ W] [Valid=77 /-] [Invalid=59 /-] [Mean=76.208 /-] [StdDev=10.673 /-]

vd_bp_position: Blood pressure position

Information [Type= discrete] [Format=numeric] [Range= 1-4] [Missing=*]

Statistics [NW/ W] [Valid=78 /-] [Invalid=58 /-]

Value	Label	Cases	Percentage
1	Standing	3	3.8%
2	Sitting	75	96.2%
3	Lying down	0	
4	Unknown	0	
Systemmiss		58	

Warning: these figures indicate the number of cases found in the data file. They cannot be interpreted as summary statistics of the population of interest.

vd_bodytemp: Body temperature

Information [Type= continuous] [Format=numeric] [Range= 35.5-37.4] [Missing=*] [101]

Statistics [NW/ W] [Valid=76 /-] [Invalid=60 /-] [Mean=36.43 /-] [StdDev=0.276 /-]

File : AHRI.LAPIS.ESource.DoctorVisits.2026.v1

vd_bodytemp: Body temperature

Value	Label	Cases	Percentage
101	..		

Warning: these figures indicate the number of cases found in the data file. They cannot be interpreted as summary statistics of the population of interest.

vd_temp_method: Method type

Information	[Type= discrete] [Format=numeric] [Range= 1-96] [Missing=*]
Statistics [NW/ W]	[Valid=77 /-] [Invalid=59 /-]

Value	Label	Cases	Percentage
1	Oral	1	1.3%
2	Axillary	68	88.3%
3	Tympanic	7	9.1%
96	Other (specify)	1	1.3%
Sysmiss		59	

Warning: these figures indicate the number of cases found in the data file. They cannot be interpreted as summary statistics of the population of interest.

vd_temp_method_oth: Other method type

Information	[Type= discrete] [Format=character] [Missing=*]
Statistics [NW/ W]	[Valid=1 /-] [Invalid=0 /-]

vd_pulse: Heart Rate

Information	[Type= continuous] [Format=numeric] [Range= 52-112] [Missing=*]
Statistics [NW/ W]	[Valid=77 /-] [Invalid=59 /-] [Mean=81.403 /-] [StdDev=11.796 /-]

vd_resp: Respiratory Rate

Information	[Type= discrete] [Format=numeric] [Range= 15-22] [Missing=*]
Statistics [NW/ W]	[Valid=76 /-] [Invalid=60 /-]

vd_height: Height

Information	[Type= continuous] [Format=numeric] [Range= 144-177] [Missing=*]
Statistics [NW/ W]	[Valid=37 /-] [Invalid=99 /-] [Mean=159.351 /-] [StdDev=6.705 /-]

vd_weight: Weight

Information	[Type= continuous] [Format=numeric] [Range= 33.1-146] [Missing=*/1001]
Statistics [NW/ W]	[Valid=61 /-] [Invalid=75 /-] [Mean=70.559 /-] [StdDev=22.471 /-]

Value	Label	Cases	Percentage
1001	..		

Warning: these figures indicate the number of cases found in the data file. They cannot be interpreted as summary statistics of the population of interest.

vd_bmi: BMI

Information	[Type= discrete] [Format=character] [Missing=*]
Statistics [NW/ W]	[Valid=41 /-] [Invalid=0 /-]

pd_performed: Was the physical examination performed?

Information	[Type= discrete] [Format=numeric] [Range= 1-2] [Missing=*]
Statistics [NW/ W]	[Valid=82 /-] [Invalid=54 /-]

Value	Label	Cases	Percentage
1	Yes	76	92.7%

File : AHRI.LAPIS.ESource.DoctorVisits.2026.v1

pd_performed: Was the physical examination performed?

Value	Label	Cases	Percentage
2	No	6	7.3%
Sysmiss		54	

Warning: these figures indicate the number of cases found in the data file. They cannot be interpreted as summary statistics of the population of interest.

pd_datetime: Exam Date/time

Information	[Type= discrete] [Format=character] [Missing=*]
Statistics [NW/ W]	[Valid=76 /-]

pd_assessment_1: Assessment - Head

Information	[Type= discrete] [Format=numeric] [Range= 1-96] [Missing=*]
Statistics [NW/ W]	[Valid=74 /-] [Invalid=62 /-]

Value	Label	Cases	Percentage
1	Head	74	100.0%
2	Cardiovascular	0	
3	Respiratory	0	
4	Neurological	0	
5	Musculoskeletal	0	
6	Gastrointestinal	0	
7	Skin	0	
96	Other	0	
Sysmiss		62	

Warning: these figures indicate the number of cases found in the data file. They cannot be interpreted as summary statistics of the population of interest.

pd_assessment_2: Assessment - Cardiovascular

Information	[Type= discrete] [Format=numeric] [Range= 1-96] [Missing=*]
Statistics [NW/ W]	[Valid=72 /-] [Invalid=64 /-]

Value	Label	Cases	Percentage
1	Head	0	
2	Cardiovascular	72	100.0%
3	Respiratory	0	
4	Neurological	0	
5	Musculoskeletal	0	
6	Gastrointestinal	0	
7	Skin	0	
96	Other	0	
Sysmiss		64	

Warning: these figures indicate the number of cases found in the data file. They cannot be interpreted as summary statistics of the population of interest.

pd_assessment_3: Assessment - Respiratory

Information	[Type= discrete] [Format=numeric] [Range= 1-96] [Missing=*]
Statistics [NW/ W]	[Valid=71 /-] [Invalid=65 /-]

Value	Label	Cases	Percentage
1	Head	0	
2	Cardiovascular	0	
3	Respiratory	71	100.0%

File : AHRI.LAPIS.ESource.DoctorVisits.2026.v1

pd_assessment_3: Assessment - Respiratory

Value	Label	Cases	Percentage
4	Neurological	0	
5	Musculoskeletal	0	
6	Gastrointestinal	0	
7	Skin	0	
96	Other	0	
Sysmiss		65	

Warning: these figures indicate the number of cases found in the data file. They cannot be interpreted as summary statistics of the population of interest.

pd_assessment_4: Assessment - Neurological

Information	[Type= discrete] [Format=numeric] [Range= 1-96] [Missing=*]
Statistics [NW/ W]	[Valid=68 /-] [Invalid=68 /-]

Value	Label	Cases	Percentage
1	Head	0	
2	Cardiovascular	0	
3	Respiratory	0	
4	Neurological	68	100.0%
5	Musculoskeletal	0	
6	Gastrointestinal	0	
7	Skin	0	
96	Other	0	
Sysmiss		68	

Warning: these figures indicate the number of cases found in the data file. They cannot be interpreted as summary statistics of the population of interest.

pd_assessment_5: Assessment - Musculoskeletal

Information	[Type= discrete] [Format=numeric] [Range= 1-96] [Missing=*]
Statistics [NW/ W]	[Valid=67 /-] [Invalid=69 /-]

Value	Label	Cases	Percentage
1	Head	0	
2	Cardiovascular	0	
3	Respiratory	0	
4	Neurological	0	
5	Musculoskeletal	67	100.0%
6	Gastrointestinal	0	
7	Skin	0	
96	Other	0	
Sysmiss		69	

Warning: these figures indicate the number of cases found in the data file. They cannot be interpreted as summary statistics of the population of interest.

pd_assessment_6: Assessment - Gastrointestinal

Information	[Type= discrete] [Format=numeric] [Range= 1-96] [Missing=*]
Statistics [NW/ W]	[Valid=72 /-] [Invalid=64 /-]

Value	Label	Cases	Percentage
1	Head	0	
2	Cardiovascular	0	

File : AHRI.LAPIS.ESource.DoctorVisits.2026.v1

pd_assessment_6: Assessment - Gastrointestinal

Value	Label	Cases	Percentage
3	Respiratory	0	
4	Neurological	0	
5	Musculoskeletal	0	
6	Gastrointestinal	72	100.0%
7	Skin	0	
96	Other	0	
Sysmiss		64	

Warning: these figures indicate the number of cases found in the data file. They cannot be interpreted as summary statistics of the population of interest.

pd_assessment_7: Assessment - Skin

Value	Label	Cases	Percentage
1	Head	0	
2	Cardiovascular	0	
3	Respiratory	0	
4	Neurological	0	
5	Musculoskeletal	0	
6	Gastrointestinal	0	
7	Skin	71	100.0%
96	Other	0	
Sysmiss		65	

Warning: these figures indicate the number of cases found in the data file. They cannot be interpreted as summary statistics of the population of interest.

pd_assessment_96: Assessment - Other

Value	Label	Cases	Percentage
1	Head	0	
2	Cardiovascular	0	
3	Respiratory	0	
4	Neurological	0	
5	Musculoskeletal	0	
6	Gastrointestinal	0	
7	Skin	0	
96	Other	4	100.0%
Sysmiss		132	

Warning: these figures indicate the number of cases found in the data file. They cannot be interpreted as summary statistics of the population of interest.

pd_assess_ent: Ears Nose Throat Result

Value	Label	Cases	Percentage
1	Normal	73	98.6%

File : AHRI.LAPIS.ESource.DoctorVisits.2026.v1

pd_assess_ent: Ears Nose Throat Result

Value	Label	Cases	Percentage
2	Abnormal	1	1.4%
3	Not done	0	
Sysmiss		62	

Warning: these figures indicate the number of cases found in the data file. They cannot be interpreted as summary statistics of the population of interest.

pd_ent_abnorm: Abnormality

Information	[Type= discrete] [Format=character] [Missing=*]
Statistics [NW/ W]	[Valid=1 /-] [Invalid=0 /-]

pd_assess_cardio: Cardiovascular Result

Information	[Type= discrete] [Format=numeric] [Range= 1-3] [Missing=*]
Statistics [NW/ W]	[Valid=72 /-] [Invalid=64 /-]

Value	Label	Cases	Percentage
1	Normal	70	97.2%
2	Abnormal	2	2.8%
3	Not done	0	
Sysmiss		64	

Warning: these figures indicate the number of cases found in the data file. They cannot be interpreted as summary statistics of the population of interest.

pd_cardio_abnorm: Abnormality

Information	[Type= discrete] [Format=character] [Missing=*]
Statistics [NW/ W]	[Valid=2 /-]

pd_assess_resp: Respiratory Result

Information	[Type= discrete] [Format=numeric] [Range= 1-3] [Missing=*]
Statistics [NW/ W]	[Valid=71 /-] [Invalid=65 /-]

Value	Label	Cases	Percentage
1	Normal	71	100.0%
2	Abnormal	0	
3	Not done	0	
Sysmiss		65	

Warning: these figures indicate the number of cases found in the data file. They cannot be interpreted as summary statistics of the population of interest.

pd_resp_abnorm: Abnormality

Information	[Type= discrete] [Format=character] [Missing=*]
Statistics [NW/ W]	[Valid=0 /-] [Invalid=0 /-]

pd_assess_neuro: Neurological systems Result

Information	[Type= discrete] [Format=numeric] [Range= 1-3] [Missing=*]
Statistics [NW/ W]	[Valid=68 /-] [Invalid=68 /-]

Value	Label	Cases	Percentage
1	Normal	68	100.0%
2	Abnormal	0	
3	Not done	0	
Sysmiss		68	

Warning: these figures indicate the number of cases found in the data file. They cannot be interpreted as summary statistics of the population of interest.

File : AHRI.LAPIS.ESource.DoctorVisits.2026.v1

pd_neuro_abnorm: Abnormality

Information [Type= discrete] [Format=character] [Missing=*]

Statistics [NW/ W] [Valid=0 /-] [Invalid=0 /-]

pd_assess_muscul: Musculoskeletal Result

Information [Type= discrete] [Format=numeric] [Range= 1-3] [Missing=*]

Statistics [NW/ W] [Valid=67 /-] [Invalid=69 /-]

Value	Label	Cases	Percentage
1	Normal	67	100.0%
2	Abnormal	0	
3	Not done	0	
Sysmiss		69	

Warning: these figures indicate the number of cases found in the data file. They cannot be interpreted as summary statistics of the population of interest.

pd_muscul_abnorm: Abnormality

Information [Type= discrete] [Format=character] [Missing=*]

Statistics [NW/ W] [Valid=0 /-] [Invalid=0 /-]

pd_assess_gastro: Gastrointestinal Result

Information [Type= discrete] [Format=numeric] [Range= 1-3] [Missing=*]

Statistics [NW/ W] [Valid=72 /-] [Invalid=64 /-]

Value	Label	Cases	Percentage
1	Normal	72	100.0%
2	Abnormal	0	
3	Not done	0	
Sysmiss		64	

Warning: these figures indicate the number of cases found in the data file. They cannot be interpreted as summary statistics of the population of interest.

pd_gastro_abnorm: Abnormality

Information [Type= discrete] [Format=character] [Missing=*]

Statistics [NW/ W] [Valid=0 /-] [Invalid=0 /-]

pd_assess_skin: Skin Result

Information [Type= discrete] [Format=numeric] [Range= 1-3] [Missing=*]

Statistics [NW/ W] [Valid=71 /-] [Invalid=65 /-]

Value	Label	Cases	Percentage
1	Normal	65	91.5%
2	Abnormal	6	8.5%
3	Not done	0	
Sysmiss		65	

Warning: these figures indicate the number of cases found in the data file. They cannot be interpreted as summary statistics of the population of interest.

pd_skin_abnorm: Abnormality

Information [Type= discrete] [Format=character] [Missing=*]

Statistics [NW/ W] [Valid=6 /-] [Invalid=0 /-]

pd_assess_other_oth: Other Assessment, specify

Information [Type= discrete] [Format=character] [Missing=*]

File : AHRI.LAPIS.ESource.DoctorVisits.2026.v1

pd_assess_other_oth: Other Assessment, specify

Statistics [NW/ W]	[Valid=4 /-] [Invalid=0 /-]
--------------------	-----------------------------

# pd_assess_other: Other Assessment Result			
Information	[Type= discrete] [Format=numeric] [Range= 1-3] [Missing=*]		
Statistics [NW/ W]	[Valid=4 /-] [Invalid=132 /-]		
Value	Label	Cases	Percentage
1	Normal	2	50.0%
2	Abnormal	2	50.0%
3	Not done	0	
Sysmiss		132	
<i>Warning: these figures indicate the number of cases found in the data file. They cannot be interpreted as summary statistics of the population of interest.</i>			
# pd_other_abnorm: Abnormality			
Information	[Type= discrete] [Format=character] [Missing=*]		
Statistics [NW/ W]	[Valid=2 /-] [Invalid=0 /-]		
# pricon_priormeds_taken: Were any prior or concomitant medications or recent vaccination taken?			
Information	[Type= discrete] [Format=numeric] [Range= 0-1] [Missing=*]		
Statistics [NW/ W]	[Valid=75 /-] [Invalid=61 /-]		
Value	Label	Cases	Percentage
0	No	62	82.7%
1	Yes	13	17.3%
Sysmiss		61	
<i>Warning: these figures indicate the number of cases found in the data file. They cannot be interpreted as summary statistics of the population of interest.</i>			
# prcon_visit_code: Visit			
Information	[Type= discrete] [Format=character] [Missing=*]		
Statistics [NW/ W]	[Valid=0 /-] [Invalid=0 /-]		
# pcm_med_ther_name: Medication/Therapy name			
Information	[Type= discrete] [Format=character] [Missing=*]		
Statistics [NW/ W]	[Valid=0 /-] [Invalid=0 /-]		
# pcm_reason_for_meduse: Reason for use			
Information	[Type= discrete] [Format=numeric] [Range= 1-6] [Missing=*]		
Statistics [NW/ W]	[Valid=0 /-] [Invalid=136 /-]		
Value	Label	Cases	Percentage
1	Medical History	0	
2	Adverse Event	0	
3	Prophylactic	0	
4	Local Reaction	0	
5	Systemic Reaction	0	
6	Other	0	
Sysmiss		136	
<i>Warning: these figures indicate the number of cases found in the data file. They cannot be interpreted as summary statistics of the population of interest.</i>			
# pcm_ae_term1: If due to an Adverse Event, please select the Adverse Event term			
Information	[Type= discrete] [Format=character] [Missing=*]		
Statistics [NW/ W]	[Valid=0 /-] [Invalid=0 /-]		
# pcm_other_text: If Other, please specify			
Information	[Type= discrete] [Format=character] [Missing=*]		

# pcm_other_text: If Other, please specify			
Statistics [NW/ W]		[Valid=0 /-] [Invalid=0 /-]	
# pcm_start_date: Start Date			
Information		[Type= discrete] [Format=character] [Missing=*]	
Statistics [NW/ W]		[Valid=0 /-]	
# pcm_starttime_unknown_1: Start time unknown			
Information		[Type= discrete] [Format=numeric] [Range= 1-1] [Missing=*]	
Statistics [NW/ W]		[Valid=0 /-] [Invalid=136 /-]	
Value	Label	Cases	Percentage
1	Start time unknown	0	
System		136	
<i>Warning: these figures indicate the number of cases found in the data file. They cannot be interpreted as summary statistics of the population of interest.</i>			
# pcm_start_time: Start Time (24 HR format)			
Information		[Type= discrete] [Format=numeric] [Missing=*]	
Statistics [NW/ W]		[Valid=0 /-] [Invalid=136 /-]	
# pcm_ongoing: Ongoing?			
Information		[Type= discrete] [Format=character] [Missing=*]	
Statistics [NW/ W]		[Valid=0 /-] [Invalid=0 /-]	
# pcm_stop_date: Stop Date			
Information		[Type= discrete] [Format=character] [Missing=*]	
Statistics [NW/ W]		[Valid=0 /-]	
# pcm_stoptime_unknown_1: Stop time unknown			
Information		[Type= discrete] [Format=numeric] [Range= 1-1] [Missing=*]	
Statistics [NW/ W]		[Valid=0 /-] [Invalid=136 /-]	
Value	Label	Cases	Percentage
1	Stop time unknown	0	
System		136	
<i>Warning: these figures indicate the number of cases found in the data file. They cannot be interpreted as summary statistics of the population of interest.</i>			
# pcm_stop_time: Stop Time (24 HR format)			
Information		[Type= discrete] [Format=numeric] [Missing=*]	
Statistics [NW/ W]		[Valid=0 /-] [Invalid=136 /-]	
# pcm_dose: Dose			
Information		[Type= discrete] [Format=numeric] [Missing=*]	
Statistics [NW/ W]		[Valid=0 /-] [Invalid=136 /-]	
# pcm_dose_unit: Unit			
Information		[Type= discrete] [Format=numeric] [Range= 1-22] [Missing=*]	
Statistics [NW/ W]		[Valid=0 /-] [Invalid=136 /-]	
Value	Label	Cases	Percentage
1	g	0	
2	mg	0	
3	mcg	0	

# pcm_dose_unit: Unit			
Value	Label	Cases	Percentage
4	mg/kg	0	
5	g/m2	0	
6	IU	0	
7	mL	0	
8	mmoL	0	
9	L/min	0	
10	application	0	
11	patch	0	
12	capsule	0	
13	drops	0	
14	puff (inhalation)	0	
15	suppository	0	
16	tablet	0	
17	ampule	0	
18	table spoon (tbsp)	0	
19	tea spoon (tsp)	0	
20	Vol%	0	
21	Unknown	0	
22	Other	0	
Sysmiss		136	
<i>Warning: these figures indicate the number of cases found in the data file. They cannot be interpreted as summary statistics of the population of interest.</i>			
# pcm_unit_other: If Other, please specify			
Information	[Type= discrete] [Format=character] [Missing=*]		
Statistics [NW/ W]	[Valid=0 /-] [Invalid=0 /-]		
# pcm_frequency: Frequency			
Information	[Type= discrete] [Format=numeric] [Range= 1-5] [Missing=*]		
Statistics [NW/ W]	[Valid=0 /-] [Invalid=136 /-]		
Value	Label	Cases	Percentage
1	Once per day (QD)	0	
2	Twice per day (BID)	0	
3	Three times per day (TID)	0	
4	Four times per day (QID)	0	
5	Other	0	
Sysmiss		136	
<i>Warning: these figures indicate the number of cases found in the data file. They cannot be interpreted as summary statistics of the population of interest.</i>			
# pcm_frequency_other: If Other, please specify			
Information	[Type= discrete] [Format=character] [Missing=*]		
Statistics [NW/ W]	[Valid=0 /-] [Invalid=0 /-]		
# pcm_route: Route			
Information	[Type= discrete] [Format=numeric] [Range= 1-16] [Missing=*]		
Statistics [NW/ W]	[Valid=0 /-] [Invalid=136 /-]		

# pcm_route: Route			
Value	Label	Cases	Percentage
1	Oral	0	
2	Intravenous	0	
3	Intramuscular	0	
4	Intralesional	0	
5	Intraperitoneal	0	
6	Subcutaneous	0	
7	Sublingual	0	
8	Ophthalmic	0	
9	Auricular (Otic)	0	
10	Nasal	0	
11	Respiratory (Inhalation)	0	
12	Topical	0	
13	Transdermal	0	
14	Rectal	0	
15	Unknown	0	
16	Other	0	
Sysmiss		136	
<i>Warning: these figures indicate the number of cases found in the data file. They cannot be interpreted as summary statistics of the population of interest.</i>			
# pcm_route_other: If Other, please specify			
Information	[Type= discrete] [Format=character] [Missing=*]		
Statistics [NW/ W]	[Valid=0 /-] [Invalid=0 /-]		
# pcm_conmed_term: pcm conmed term			
Information	[Type= discrete] [Format=character] [Missing=*]		
Statistics [NW/ W]	[Valid=0 /-] [Invalid=0 /-]		
# rf_doh_referral: Does this participant needs to be referred to a DoH Clinic?			
Information	[Type= discrete] [Format=numeric] [Range= 1-2] [Missing=*]		
Statistics [NW/ W]	[Valid=76 /-] [Invalid=60 /-]		
Value	Label	Cases	Percentage
1	Yes	38	50.0%
2	No	38	50.0%
Sysmiss		60	
<i>Warning: these figures indicate the number of cases found in the data file. They cannot be interpreted as summary statistics of the population of interest.</i>			
# rf_doh_referral_date: Referral date to DoH			
Information	[Type= discrete] [Format=character] [Missing=*]		
Statistics [NW/ W]	[Valid=38 /-] [Invalid=0 /-]		
# rd_doh_refer_slip: Please upload a copy of the referral slip here			
Information	[Type= discrete] [Format=character] [Missing=*]		
Statistics [NW/ W]	[Valid=15 /-] [Invalid=0 /-]		
# sd_summary_date: Summary date			
Information	[Type= discrete] [Format=character] [Missing=*]		
Statistics [NW/ W]	[Valid=81 /-]		

# sd_part_provide_doc: Did the participant brought any documentation to be attached to this report?			
Information	[Type= discrete] [Format=numeric] [Range= 1-2] [Missing=*]		
Statistics [NW/ W]	[Valid=81 /-] [Invalid=55 /-]		
Value	Label	Cases	Percentage
1	Yes	3	3.7%
2	No	78	96.3%
Sysmiss		55	
<i>Warning: these figures indicate the number of cases found in the data file. They cannot be interpreted as summary statistics of the population of interest.</i>			
# sd_doctor_provide_doc: Is the Study Doctor providing any documentation to be attached to this report?			
Information	[Type= discrete] [Format=numeric] [Range= 1-2] [Missing=*]		
Statistics [NW/ W]	[Valid=81 /-] [Invalid=55 /-]		
Value	Label	Cases	Percentage
1	Yes	24	29.6%
2	No	57	70.4%
Sysmiss		55	
<i>Warning: these figures indicate the number of cases found in the data file. They cannot be interpreted as summary statistics of the population of interest.</i>			
# sd_schedule_next_visit: Should a follow up visit be scheduled?			
Information	[Type= discrete] [Format=numeric] [Range= 1-2] [Missing=*]		
Statistics [NW/ W]	[Valid=81 /-] [Invalid=55 /-]		
Value	Label	Cases	Percentage
1	Yes	16	19.8%
2	No	65	80.2%
Sysmiss		55	
<i>Warning: these figures indicate the number of cases found in the data file. They cannot be interpreted as summary statistics of the population of interest.</i>			
# sd_next_visit_date: Next Scheduled visit date			
Information	[Type= discrete] [Format=character] [Missing=*]		
Statistics [NW/ W]	[Valid=16 /-]		
# ev_send_to_qc: Are all information completed and can this record be sent for QC?			
Information	[Type= discrete] [Format=numeric] [Range= 1-2] [Missing=*]		
Statistics [NW/ W]	[Valid=50 /-] [Invalid=86 /-]		
Value	Label	Cases	Percentage
1	Yes	50	100.0%
2	No	0	
Sysmiss		86	
<i>Warning: these figures indicate the number of cases found in the data file. They cannot be interpreted as summary statistics of the population of interest.</i>			
# ev_complete_time: Date/Time			
Information	[Type= discrete] [Format=character] [Missing=*]		
Statistics [NW/ W]	[Valid=50 /-] [Invalid=0 /-]		
# ev_qc_performed: Was the Internal QC Step completed?			
Information	[Type= discrete] [Format=character] [Missing=*]		
Statistics [NW/ W]	[Valid=0 /-] [Invalid=0 /-]		

# ev_calc_dur_endvisit: Calculate Duration till End of Visit form	
Information	[Type= discrete] [Format=character] [Missing=*]
Statistics [NW/ W]	[Valid=50 /-] [Invalid=0 /-]

File : AHRI.LAPIS.ESource.Medications.2026.v1

IintID: Individual ID

Information [Type= continuous] [Format=numeric] [Range= 90-99902929] [Missing=*]

Statistics [NW/ W] [Valid=10850 /-] [Invalid=0 /-] [Mean=20825682.448 /-] [StdDev=40437657.954 /-]

event_id: REDCap Event Identifier

Information [Type= discrete] [Format=numeric] [Range= 482-500] [Missing=*]

Statistics [NW/ W] [Valid=10850 /-] [Invalid=0 /-]

ds_medication_type: Medication Type Issued

Information [Type= discrete] [Format=character] [Missing=*]

Statistics [NW/ W] [Valid=10850 /-] [Invalid=0 /-]

instance: REDCap Instance Identifier

Information [Type= discrete] [Format=numeric] [Range= 1-4] [Missing=*]

Statistics [NW/ W] [Valid=10850 /-] [Invalid=0 /-]

ds_dispensed: Was Medication Dispensed?

Information [Type= discrete] [Format=numeric] [Range= 1-2] [Missing=*]

Statistics [NW/ W] [Valid=10850 /-] [Invalid=0 /-]

Value	Label	Cases	Percentage
1	Yes	10850	100.0%
2	No	0	

Warning: these figures indicate the number of cases found in the data file. They cannot be interpreted as summary statistics of the population of interest.

ds_drug_name: Drug Name

Information [Type= discrete] [Format=character] [Missing=*]

Statistics [NW/ W] [Valid=9542 /-] [Invalid=0 /-]

ds_drug_name_oth: Other Drug Name

Information [Type= discrete] [Format=character] [Missing=*]

Statistics [NW/ W] [Valid=254 /-] [Invalid=0 /-]

ds_qrcode1: Scan QR Code - 02: Package

Information [Type= discrete] [Format=character] [Missing=*]

Statistics [NW/ W] [Valid=10332 /-] [Invalid=0 /-]

ds_qrcode2: Scan QR Code - 02: Package

Information [Type= discrete] [Format=character] [Missing=*]

Statistics [NW/ W] [Valid=572 /-] [Invalid=0 /-]

ds_qrcode3: Scan QR Code - 03: Package

Information [Type= discrete] [Format=character] [Missing=*]

Statistics [NW/ W] [Valid=99 /-] [Invalid=0 /-]

ds_dose: Dose

Information [Type= discrete] [Format=character] [Missing=*]

Statistics [NW/ W] [Valid=9543 /-] [Invalid=0 /-]

ds_dose_freq: Frequency

Information [Type= discrete] [Format=numeric] [Range= 1-10] [Missing=*]

File : AHRI.LAPIS.ESource.Medications.2026.v1

ds_dose_freq: Frequency

Statistics [NW/ W] [Valid=9542 /-] [Invalid=1308 /-]

Value	Label	Cases	Percentage
1	Once Daily	4382	45.9%
2	4 hourly	5	0.1%
3	6 hourly	23	0.2%
4	8 hourly	434	4.5%
5	Apply PRN	23	0.2%
6	12 hourly	199	2.1%
7	24 hourly	1	0.0%
8	24 hourly nocte	10	0.1%
9	Insert nocte	21	0.2%
10	Stat	4444	46.6%
Sysmiss		1308	

Warning: these figures indicate the number of cases found in the data file. They cannot be interpreted as summary statistics of the population of interest.

ds_route: Route

Information [Type= discrete] [Format=numeric] [Range= 1-6] [Missing=*]

Statistics [NW/ W] [Valid=9542 /-] [Invalid=1308 /-]

Value	Label	Cases	Percentage
1	Oral administration	5887	61.7%
2	Intravenous injection	2615	27.4%
3	Topical Application	8	0.1%
4	Intramuscular injection	977	10.2%
5	Per Vagina	23	0.2%
6	Topical	32	0.3%
Sysmiss		1308	

Warning: these figures indicate the number of cases found in the data file. They cannot be interpreted as summary statistics of the population of interest.

ds_exp_date: Expiry Date

Information [Type= discrete] [Format=character] [Missing=*]

Statistics [NW/ W] [Valid=9635 /-]

ds_lotnumber: Lot Number

Information [Type= discrete] [Format=character] [Missing=*]

Statistics [NW/ W] [Valid=9634 /-] [Invalid=0 /-]

ds_date_given: Dispensed Date

Information [Type= discrete] [Format=character] [Missing=*]

Statistics [NW/ W] [Valid=10336 /-]

File : AHRI.LAPIS.ESource.PersonalInformation.2026.v1

IntID: Individual ID

Information [Type= continuous] [Format=numeric] [Range= 90-99902929] [Missing=*]

Statistics [NW/ W] [Valid=1864 /-] [Invalid=0 /-] [Mean=23752536.462 /-] [StdDev=42403302.232 /-]

BSIntId: Bounded Structure ID

Information [Type= continuous] [Format=numeric] [Range= 42-354053] [Missing=*]

Statistics [NW/ W] [Valid=897 /-] [Invalid=967 /-] [Mean=26336.29 /-] [StdDev=44299.532 /-]

MunicName: Local Municipality Name

Information [Type= discrete] [Format=character] [Missing=*]

Statistics [NW/ W] [Valid=878 /-] [Invalid=0 /-]

WardNo: Ward Number

Information [Type= discrete] [Format=numeric] [Range= 1-9] [Missing=*]

Statistics [NW/ W] [Valid=878 /-] [Invalid=986 /-]

Isigodi: Isigodi ID

Information [Type= discrete] [Format=character] [Missing=*]

Statistics [NW/ W] [Valid=897 /-] [Invalid=0 /-]

Isigodi_name: Isigodi Name

Information [Type= discrete] [Format=character] [Missing=*]

Statistics [NW/ W] [Valid=897 /-] [Invalid=0 /-]

IsUrbanOrRural: Is Urban or Rural

Information [Type= discrete] [Format=character] [Missing=*]

Statistics [NW/ W] [Valid=897 /-] [Invalid=0 /-]

IsUrbanOrRural_Name: Is Urban or Rural Name

Information [Type= discrete] [Format=character] [Missing=*]

Statistics [NW/ W] [Valid=897 /-] [Invalid=0 /-]

UrbanRualDescr: Is Urban or Rural Description

Information [Type= discrete] [Format=character] [Missing=*]

Statistics [NW/ W] [Valid=897 /-] [Invalid=0 /-]

up_sex: Sex

Information [Type= discrete] [Format=numeric] [Range= 1-2] [Missing=*]

Statistics [NW/ W] [Valid=1864 /-] [Invalid=0 /-]

Value	Label	Cases	Percentage
1	Male	847	45.4%
2	Female	1017	54.6%

Warning: these figures indicate the number of cases found in the data file. They cannot be interpreted as summary statistics of the population of interest.

up_dob: Date of Birth

Information [Type= discrete] [Format=character] [Missing=*]

Statistics [NW/ W] [Valid=1864 /-]

up_study_cluster: Study Cluster

Information [Type= discrete] [Format=character] [Missing=*]

File : AHRI.LAPIS.ESource.PersonalInformation.2026.v1	
--	--

# up_study_cluster: Study Cluster	
--	--

Statistics [NW/ W]	[Valid=1864 /-] [Invalid=0 /-]
--------------------	--------------------------------

# up_elig_status: PrEP Implementation - Assigned Arm	
---	--

Information	[Type= discrete] [Format=character] [Missing=*]
-------------	---

Statistics [NW/ W]	[Valid=1864 /-] [Invalid=0 /-]
--------------------	--------------------------------

# up_lapis_assignment: LAPIS - Assigned Arm	
--	--

Information	[Type= discrete] [Format=character] [Missing=*]
-------------	---

Statistics [NW/ W]	[Valid=1864 /-] [Invalid=0 /-]
--------------------	--------------------------------

File : AHRI.LAPIS.ESource.PotentialAEs.2026.v1

IIntID: Individual ID

Information [Type= continuous] [Format=numeric] [Range= 13529-99902736] [Missing=*]

Statistics [NW/ W] [Valid=70 /-] [Invalid=0 /-] [Mean=18671445.943 /-] [StdDev=39073229.934 /-]

event_id: REDCap Event Identifier

Information [Type= discrete] [Format=numeric] [Range= 483-492] [Missing=*]

Statistics [NW/ W] [Valid=70 /-] [Invalid=0 /-]

instance: REDCap Instance Identifier

Information [Type= discrete] [Format=numeric] [Range= 1-2] [Missing=*]

Statistics [NW/ W] [Valid=70 /-] [Invalid=0 /-]

pa_any_events: Did the participant reported any side effects or adverse events since the last v

Information [Type= discrete] [Format=numeric] [Range= 1-2] [Missing=*]

Statistics [NW/ W] [Valid=70 /-] [Invalid=0 /-]

Value	Label	Cases	Percentage
1	Yes	70	100.0%
2	No	0	

Warning: these figures indicate the number of cases found in the data file. They cannot be interpreted as summary statistics of the population of interest.

pa_on_prep_treatm: Is the participant currently on PrEP treatment?

Information [Type= discrete] [Format=numeric] [Range= 1-2] [Missing=*]

Statistics [NW/ W] [Valid=66 /-] [Invalid=4 /-]

Value	Label	Cases	Percentage
1	Yes	60	90.9%
2	No	6	9.1%
Sysmiss		4	

Warning: these figures indicate the number of cases found in the data file. They cannot be interpreted as summary statistics of the population of interest.

pa_on_art_treatm: Is the participant currently on ART treatment?

Information [Type= discrete] [Format=numeric] [Range= 1-2] [Missing=*]

Statistics [NW/ W] [Valid=6 /-] [Invalid=64 /-]

Value	Label	Cases	Percentage
1	Yes	1	16.7%
2	No	5	83.3%
Sysmiss		64	

Warning: these figures indicate the number of cases found in the data file. They cannot be interpreted as summary statistics of the population of interest.

pa_event_detail: Please provide details on the Event

Information [Type= discrete] [Format=character] [Missing=*]

Statistics [NW/ W] [Valid=66 /-]

pa_prep_detail_1: Common side effects of PrEP - Nausea

Information [Type= discrete] [Format=numeric] [Range= 1-96] [Missing=*]

Statistics [NW/ W] [Valid=8 /-] [Invalid=62 /-]

Value	Label	Cases	Percentage
1	Nausea	8	100.0%

File : AHRI.LAPIS.ESource.PotentialAEs.2026.v1

pa_prep_detail_1: Common side effects of PrEP - Nausea

Value	Label	Cases	Percentage
2	Headache	0	
3	Dizziness	0	
4	Insomnia	0	
96	Other	0	
Sysmiss		62	

Warning: these figures indicate the number of cases found in the data file. They cannot be interpreted as summary statistics of the population of interest.

pa_prep_detail_2: Common side effects of PrEP - Headache

Information	[Type= discrete] [Format=numeric] [Range= 1-96] [Missing=*]
Statistics [NW/ W]	[Valid=8 /-] [Invalid=62 /-]

Value	Label	Cases	Percentage
1	Nausea	0	
2	Headache	8	100.0%
3	Dizziness	0	
4	Insomnia	0	
96	Other	0	
Sysmiss		62	

Warning: these figures indicate the number of cases found in the data file. They cannot be interpreted as summary statistics of the population of interest.

pa_prep_detail_3: Common side effects of PrEP - Dizziness

Information	[Type= discrete] [Format=numeric] [Range= 1-96] [Missing=*]
Statistics [NW/ W]	[Valid=3 /-] [Invalid=67 /-]

Value	Label	Cases	Percentage
1	Nausea	0	
2	Headache	0	
3	Dizziness	3	100.0%
4	Insomnia	0	
96	Other	0	
Sysmiss		67	

Warning: these figures indicate the number of cases found in the data file. They cannot be interpreted as summary statistics of the population of interest.

pa_prep_detail_4: Common side effects of PrEP - Insomnia

Information	[Type= discrete] [Format=numeric] [Range= 1-96] [Missing=*]
Statistics [NW/ W]	[Valid=0 /-] [Invalid=70 /-]

Value	Label	Cases	Percentage
1	Nausea	0	
2	Headache	0	
3	Dizziness	0	
4	Insomnia	0	
96	Other	0	
Sysmiss		70	

Warning: these figures indicate the number of cases found in the data file. They cannot be interpreted as summary statistics of the population of interest.

pa_prep_detail_96: Common side effects of PrEP - Other

Information	[Type= discrete] [Format=numeric] [Range= 1-96] [Missing=*]
--------------------	---

File : AHRI.LAPIS.ESource.PotentialAEs.2026.v1

pa_prep_detail_96: Common side effects of PrEP - Other

Statistics [NW/ W] [Valid=45 /-] [Invalid=25 /-]

Value	Label	Cases	Percentage
1	Nausea	0	
2	Headache	0	
3	Dizziness	0	
4	Insomnia	0	
96	Other	45	100.0%
Sysmiss		25	

Warning: these figures indicate the number of cases found in the data file. They cannot be interpreted as summary statistics of the population of interest.

pa_details_oth: Details of other side effect or adverse event

Information [Type= discrete] [Format=character] [Missing=*]

Statistics [NW/ W] [Valid=44 /-]

pa_start_date: Start date of event

Information [Type= discrete] [Format=character] [Missing=*]

Statistics [NW/ W] [Valid=66 /-]

pa_ongoing: Is the event ongoing?

Information [Type= discrete] [Format=numeric] [Range= 1-2] [Missing=*]

Statistics [NW/ W] [Valid=66 /-] [Invalid=4 /-]

Value	Label	Cases	Percentage
1	Yes	22	33.3%
2	No	44	66.7%
Sysmiss		4	

Warning: these figures indicate the number of cases found in the data file. They cannot be interpreted as summary statistics of the population of interest.

pa_stop_date: Stop date of event

Information [Type= discrete] [Format=character] [Missing=*]

Statistics [NW/ W] [Valid=44 /-]

pa_reviewed_by_doctor: Reviewed by Study Physician?

Information [Type= discrete] [Format=numeric] [Range= 1-2] [Missing=*]

Statistics [NW/ W] [Valid=21 /-] [Invalid=49 /-]

Value	Label	Cases	Percentage
1	Yes	20	95.2%
2	No	1	4.8%
Sysmiss		49	

Warning: these figures indicate the number of cases found in the data file. They cannot be interpreted as summary statistics of the population of interest.

pa_is_ae: Should this event be recorded as an Adverse Event?

Information [Type= discrete] [Format=numeric] [Range= 1-2] [Missing=*]

Statistics [NW/ W] [Valid=20 /-] [Invalid=50 /-]

Value	Label	Cases	Percentage
1	Yes	16	80.0%
2	No	4	20.0%

File : AHRI.LAPIS.ESource.PotentialAEs.2026.v1**# pa_is_ae: Should this event be recorded as an Adverse Event?**

Value	Label	Cases	Percentage
Sysmiss		50	

Warning: these figures indicate the number of cases found in the data file. They cannot be interpreted as summary statistics of the population of interest.

pa_review_date: Review date:

Information	[Type= discrete] [Format=character] [Missing=*]
Statistics [NW/ W]	[Valid=20 /-] [Invalid=0 /-]

File : AHRI.LAPIS.ESource.SAEs.2026.v1

IntID: Individual ID

Information [Type= continuous] [Format=numeric] [Range= 59024-274807] [Missing=*]

Statistics [NW/ W] [Valid=5 /-] [Invalid=0 /-] [Mean=188412.8 /-] [StdDev=81484.795 /-]

event_id: REDCap Event Identifier

Information [Type= discrete] [Format=numeric] [Range= 484-492] [Missing=*]

Statistics [NW/ W] [Valid=5 /-] [Invalid=0 /-]

instance: REDCap Instance Identifier

Information [Type= discrete] [Format=numeric] [Range= 1-1] [Missing=*]

Statistics [NW/ W] [Valid=5 /-] [Invalid=0 /-]

sae_date_recorded: Date SAE was recorded

Information [Type= discrete] [Format=character] [Missing=*]

Statistics [NW/ W] [Valid=5 /-]

sae_calc_num: SAE Number

Information [Type= discrete] [Format=character] [Missing=*]

Statistics [NW/ W] [Valid=5 /-] [Invalid=0 /-]

sae_report_type: Type of report

Information [Type= discrete] [Format=numeric] [Range= 1-2] [Missing=*]

Statistics [NW/ W] [Valid=5 /-] [Invalid=0 /-]

Value	Label	Cases	Percentage
1	Initial report	5	100.0%
2	Follow-up report	0	

Warning: these figures indicate the number of cases found in the data file. They cannot be interpreted as summary statistics of the population of interest.

sae_on_prep: Is the participant receiving PrEP?

Information [Type= discrete] [Format=numeric] [Range= 1-2] [Missing=*]

Statistics [NW/ W] [Valid=5 /-] [Invalid=0 /-]

Value	Label	Cases	Percentage
1	Yes	1	20.0%
2	No	4	80.0%

Warning: these figures indicate the number of cases found in the data file. They cannot be interpreted as summary statistics of the population of interest.

sae_prep_method: Which method of PrEP?

Information [Type= discrete] [Format=numeric] [Range= 1-3] [Missing=*]

Statistics [NW/ W] [Valid=1 /-] [Invalid=4 /-]

Value	Label	Cases	Percentage
1	Oral medication	0	
2	Dapi ring	0	
3	Injectable long-acting cabotegravir (CABLA)	1	100.0%
Sysmiss		4	

Warning: these figures indicate the number of cases found in the data file. They cannot be interpreted as summary statistics of the population of interest.

sae_relate_ae: Is the SAE related on an AE?

Information [Type= discrete] [Format=numeric] [Range= 1-2] [Missing=*]

File : AHRI.LAPIS.ESource.SAEs.2026.v1

sae_relate_ae: Is the SAE related on an AE?

Statistics [NW/ W] [Valid=5 /-] [Invalid=0 /-]

Value	Label	Cases	Percentage
1	Yes	5	100.0%
2	No	0	

Warning: these figures indicate the number of cases found in the data file. They cannot be interpreted as summary statistics of the population of interest.

sae_relate_ae_num: Select related AE number?

Information [Type= discrete] [Format=character] [Missing=*]

Statistics [NW/ W] [Valid=5 /-] [Invalid=0 /-]

sae_death: Death

Information [Type= discrete] [Format=numeric] [Range= 1-98] [Missing=*]

Statistics [NW/ W] [Valid=5 /-] [Invalid=0 /-]

Value	Label	Cases	Percentage
1	Yes	1	20.0%
2	No	4	80.0%
98	Don't know	0	

Warning: these figures indicate the number of cases found in the data file. They cannot be interpreted as summary statistics of the population of interest.

sae_death_date: If Death, Date of Death:

Information [Type= discrete] [Format=character] [Missing=*]

Statistics [NW/ W] [Valid=1 /-]

sae_life_threat: Life-threatening Adverse Experience

Information [Type= discrete] [Format=numeric] [Range= 1-98] [Missing=*]

Statistics [NW/ W] [Valid=5 /-] [Invalid=0 /-]

Value	Label	Cases	Percentage
1	Yes	1	20.0%
2	No	4	80.0%
98	Don't know	0	

Warning: these figures indicate the number of cases found in the data file. They cannot be interpreted as summary statistics of the population of interest.

sae_inpatient: Inpatient Hospitalization and / or prolongation of Hospitalization

Information [Type= discrete] [Format=numeric] [Range= 1-98] [Missing=*]

Statistics [NW/ W] [Valid=5 /-] [Invalid=0 /-]

Value	Label	Cases	Percentage
1	Yes	4	80.0%
2	No	1	20.0%
98	Don't know	0	

Warning: these figures indicate the number of cases found in the data file. They cannot be interpreted as summary statistics of the population of interest.

sae_admit_date: If hospitalisation/prolonged hospitalisation, provide date of hospital admission

Information [Type= discrete] [Format=character] [Missing=*]

Statistics [NW/ W] [Valid=4 /-]

sae_discharge_date: If hospitalisation/prolonged hospitalisation, provide date of hospital discharge

Information [Type= discrete] [Format=character] [Missing=*]

File : AHRI.LAPIS.ESource.SAEs.2026.v1

sae_discharge_date: If hospitalisation/prolonged hospitalisation, provide date of hospital discharge

Statistics [NW/ W] [Valid=4 /-]

sae_disability: Persistent or significant Disability / Incapacity

Information [Type= discrete] [Format=numeric] [Range= 1-98] [Missing=*]

Statistics [NW/ W] [Valid=5 /-] [Invalid=0 /-]

Value	Label	Cases	Percentage
1	Yes	0	
2	No	5	100.0%
98	Don't know	0	

Warning: these figures indicate the number of cases found in the data file. They cannot be interpreted as summary statistics of the population of interest.

sae_anomaly: Congenital Anomaly / Birth Defect

Information [Type= discrete] [Format=numeric] [Range= 1-98] [Missing=*]

Statistics [NW/ W] [Valid=5 /-] [Invalid=0 /-]

Value	Label	Cases	Percentage
1	Yes	0	
2	No	5	100.0%
98	Don't know	0	

Warning: these figures indicate the number of cases found in the data file. They cannot be interpreted as summary statistics of the population of interest.

sae_med_event: Other Important Medical Event

Information [Type= discrete] [Format=numeric] [Range= 1-98] [Missing=*]

Statistics [NW/ W] [Valid=5 /-] [Invalid=0 /-]

Value	Label	Cases	Percentage
1	Yes	3	60.0%
2	No	2	40.0%
98	Don't know	0	

Warning: these figures indicate the number of cases found in the data file. They cannot be interpreted as summary statistics of the population of interest.

sae_pi_aware_date: Date investigator became aware of event

Information [Type= discrete] [Format=character] [Missing=*]

Statistics [NW/ W] [Valid=5 /-]

sae_relation_to_prep: Evaluation of causal relationship with PrEP

Information [Type= discrete] [Format=numeric] [Range= 1-2] [Missing=*]

Statistics [NW/ W] [Valid=1 /-] [Invalid=4 /-]

Value	Label	Cases	Percentage
1	Related	0	
2	Unrelated	1	100.0%
Sysmiss		4	

Warning: these figures indicate the number of cases found in the data file. They cannot be interpreted as summary statistics of the population of interest.

sae_other_relation: Is the event likely to have been caused by anything other than the investigation

Information [Type= discrete] [Format=numeric] [Range= 1-2] [Missing=*]

Statistics [NW/ W] [Valid=5 /-] [Invalid=0 /-]

File : AHRI.LAPIS.ESource.SAEs.2026.v1

sae_other_relation: Is the event likely to have been caused by anything other than the investigation

Value	Label	Cases	Percentage
1	Yes	3	60.0%
2	No	2	40.0%

Warning: these figures indicate the number of cases found in the data file. They cannot be interpreted as summary statistics of the population of interest.

sae_other_relate_notes: If yes, specify (include history, medical, surgical, allergy, family or associat

Information	[Type= discrete] [Format=character] [Missing=*]
Statistics [NW/ W]	[Valid=3 /-]

sae_participant_referred: Was the participant referred for further management?

Information	[Type= discrete] [Format=numeric] [Range= 1-2] [Missing=*]
Statistics [NW/ W]	[Valid=5 /-] [Invalid=0 /-]

Value	Label	Cases	Percentage
1	Yes	4	80.0%
2	No	1	20.0%

Warning: these figures indicate the number of cases found in the data file. They cannot be interpreted as summary statistics of the population of interest.

sae_main_diagnosis: Main diagnosis/symptom

Information	[Type= discrete] [Format=character] [Missing=*]
Statistics [NW/ W]	[Valid=5 /-] [Invalid=0 /-]

sae_onset_date: Date and Time of Onset:

Information	[Type= discrete] [Format=character] [Missing=*]
Statistics [NW/ W]	[Valid=5 /-]

sae_description: Description:

Information	[Type= discrete] [Format=character] [Missing=*]
Statistics [NW/ W]	[Valid=5 /-]

sae_grade: Maximum grade:

Information	[Type= discrete] [Format=numeric] [Range= 1-5] [Missing=*]
Statistics [NW/ W]	[Valid=5 /-] [Invalid=0 /-]

Value	Label	Cases	Percentage
1	Grade 1/Mild	0	
2	Grade 2/Moderate	1	20.0%
3	Grade 3/Severe	3	60.0%
4	Grade 4/Potentially Life Threatening	0	
5	Grade 5/Death	1	20.0%

Warning: these figures indicate the number of cases found in the data file. They cannot be interpreted as summary statistics of the population of interest.

sae_outcome: Outcome Status

Information	[Type= discrete] [Format=numeric] [Range= 1-6] [Missing=*]
Statistics [NW/ W]	[Valid=5 /-] [Invalid=0 /-]

Value	Label	Cases	Percentage
1	Resolved	0	
2	Resolved with sequelae	4	80.0%
3	Ongoing	0	

File : AHRI.LAPIS.ESource.SAEs.2026.v1

sae_outcome: Outcome Status

Value	Label	Cases	Percentage
4	Worsened	0	
5	Continuing at study completion	0	
6	Fatal	1	20.0%

Warning: these figures indicate the number of cases found in the data file. They cannot be interpreted as summary statistics of the population of interest.

sae_resolved_date: Date resolved:

Information	[Type= discrete] [Format=character] [Missing=*]
Statistics [NW/ W]	[Valid=4 /-]

sae_full_description: Description of SAE: Describe diagnosis, symptoms (if local swelling/cutaneous pl

Information	[Type= discrete] [Format=character] [Missing=*]
Statistics [NW/ W]	[Valid=5 /-]

sae_event_location: Where did the event take place?

Information	[Type= discrete] [Format=numeric] [Range= 1-96] [Missing=*]
Statistics [NW/ W]	[Valid=5 /-] [Invalid=0 /-]

Value	Label	Cases	Percentage
1	Trial site	0	
2	Home	1	20.0%
3	Hospital	3	60.0%
96	Other (specify)	1	20.0%

Warning: these figures indicate the number of cases found in the data file. They cannot be interpreted as summary statistics of the population of interest.

sae_event_location_oth: Other location where event took place?

Information	[Type= discrete] [Format=character] [Missing=*]
Statistics [NW/ W]	[Valid=1 /-] [Invalid=0 /-]

sae_last_prep_taken_date: Date most recent PrEP medicine was taken:

Information	[Type= discrete] [Format=character] [Missing=*]
Statistics [NW/ W]	[Valid=1 /-]

File : AHRI.LAPIS.ESource.Specimens.2026.v1

IintID: Individual ID

Information [Type= continuous] [Format=numeric] [Range= 90-99902929] [Missing=*]

Statistics [NW/ W] [Valid=7234 /-] [Invalid=0 /-] [Mean=20583743.114 /-] [StdDev=40264004.296 /-]

event_id: REDCap Event Identifier

Information [Type= discrete] [Format=numeric] [Range= 482-500] [Missing=*]

Statistics [NW/ W] [Valid=7234 /-] [Invalid=0 /-]

instance: REDCap Instance Identifier

Information [Type= discrete] [Format=numeric] [Range= 1-2] [Missing=*]

Statistics [NW/ W] [Valid=7234 /-] [Invalid=0 /-]

sc_dbs_collected: Was a DBS Specimen collected?

Information [Type= discrete] [Format=numeric] [Range= 1-2] [Missing=*]

Statistics [NW/ W] [Valid=4924 /-] [Invalid=2310 /-]

Value	Label	Cases	Percentage
1	Yes	4909	99.7%
2	No	15	0.3%
Sysmiss		2310	

Warning: these figures indicate the number of cases found in the data file. They cannot be interpreted as summary statistics of the population of interest.

sc_starttime_dbs: Specimen Collection - Start time

Information [Type= discrete] [Format=character] [Missing=*]

Statistics [NW/ W] [Valid=4676 /-]

sc_dbs_specim_id: Scan Specimen ID - DBS

Information [Type= discrete] [Format=character] [Missing=*]

Statistics [NW/ W] [Valid=4676 /-] [Invalid=0 /-]

sc_dbs_sample_purpose: What is the purpose of collecting the DBS sample?

Information [Type= discrete] [Format=numeric] [Range= 1-2] [Missing=*]

Statistics [NW/ W] [Valid=0 /-] [Invalid=7234 /-]

Value	Label	Cases	Percentage
1	Confirmation test	0	
2	Viral load monitoring	0	
Sysmiss		7234	

Warning: these figures indicate the number of cases found in the data file. They cannot be interpreted as summary statistics of the population of interest.

sc_dbs_hiv_result: HIV Result

Information [Type= discrete] [Format=numeric] [Range= 0-5] [Missing=*]

Statistics [NW/ W] [Valid=4676 /-] [Invalid=2558 /-]

Value	Label	Cases	Percentage
0	NEGATIVE	4650	99.4%
1	POSITIVE	21	0.4%
4	INDETERMINATE	3	0.1%
5	INSUFFICIENT SAMPLE	2	0.0%
Sysmiss		2558	

Warning: these figures indicate the number of cases found in the data file. They cannot be interpreted as summary statistics of the population of interest.

File : AHRI.LAPIS.ESource.Specimens.2026.v1

sc_dbs_vl_result: Viral load Result

Information [Type= discrete] [Format=character] [Missing=*]

Statistics [NW/ W] [Valid=1 /-] [Invalid=0 /-]

sc_dbs_result_reviewed: Was the DBS HIV Result reviewed?

Information [Type= discrete] [Format=numeric] [Range= 1-2] [Missing=*]

Statistics [NW/ W] [Valid=4676 /-] [Invalid=2558 /-]

Value	Label	Cases	Percentage
1	Yes	4676	100.0%
2	No	0	
Sysmiss		2558	

Warning: these figures indicate the number of cases found in the data file. They cannot be interpreted as summary statistics of the population of interest.

sc_dbs_reviewed_date: Date Reviewed

Information [Type= discrete] [Format=character] [Missing=*]

Statistics [NW/ W] [Valid=4670 /-]

sc_stoptime_dbs: Specimen Collection - Stop time

Information [Type= discrete] [Format=character] [Missing=*]

Statistics [NW/ W] [Valid=4676 /-]

sc_dbs_no_result: Did the Lab report that no result for this sample will be available?

Information [Type= discrete] [Format=numeric] [Range= 1-2] [Missing=*]

Statistics [NW/ W] [Valid=2 /-] [Invalid=7232 /-]

Value	Label	Cases	Percentage
1	Yes	2	100.0%
2	No	0	
Sysmiss		7232	

Warning: these figures indicate the number of cases found in the data file. They cannot be interpreted as summary statistics of the population of interest.

sc_dbs_reas_no_result: What is the reason?

Information [Type= discrete] [Format=numeric] [Range= 1-96] [Missing=*]

Statistics [NW/ W] [Valid=2 /-] [Invalid=7232 /-]

Value	Label	Cases	Percentage
1	Sample was not received at the Lab	2	100.0%
2	Sample had insufficient sample for analysis	0	
96	Other (specify)	0	
Sysmiss		7232	

Warning: these figures indicate the number of cases found in the data file. They cannot be interpreted as summary statistics of the population of interest.

sc_elisa_collected: Was an Elisa Specimen collected?

Information [Type= discrete] [Format=numeric] [Range= 1-2] [Missing=*]

Statistics [NW/ W] [Valid=6663 /-] [Invalid=571 /-]

Value	Label	Cases	Percentage
1	Yes	3402	51.1%
2	No	3261	48.9%
Sysmiss		571	

File : AHRI.LAPIS.ESource.Specimens.2026.v1

sc_elisa_collected: Was an Elisa Specimen collected?

Warning: these figures indicate the number of cases found in the data file. They cannot be interpreted as summary statistics of the population of interest.

sc_starttime_elisa: Specimen Collection - Start time

Information [Type= discrete] [Format=character] [Missing=*]

Statistics [NW/ W] [Valid=3256 /-]

sc_elisa_specim_id: Scan Specimen ID - Elisa

Information [Type= discrete] [Format=character] [Missing=*]

Statistics [NW/ W] [Valid=3255 /-] [Invalid=0 /-]

sc_elisa_sample_purpose: What is the purpose of collecting the Elisa sample?

Information [Type= discrete] [Format=numeric] [Range= 1-2] [Missing=*]

Statistics [NW/ W] [Valid=3255 /-] [Invalid=3979 /-]

Value	Label	Cases	Percentage
1	Confirmation test	3248	99.8%
2	Viral load monitoring	7	0.2%
Sysmiss		3979	

Warning: these figures indicate the number of cases found in the data file. They cannot be interpreted as summary statistics of the population of interest.

sc_elisa_hiv_result: HIV Elisa Result

Information [Type= discrete] [Format=numeric] [Range= 0-5] [Missing=*]

Statistics [NW/ W] [Valid=3247 /-] [Invalid=3987 /-]

Value	Label	Cases	Percentage
0	NEGATIVE	3201	98.6%
1	POSITIVE	28	0.9%
4	INDETERMINATE	18	0.6%
5	INSUFFICIENT SAMPLE	0	
Sysmiss		3987	

Warning: these figures indicate the number of cases found in the data file. They cannot be interpreted as summary statistics of the population of interest.

sc_elisa_vl_result: Viral load Result

Information [Type= discrete] [Format=character] [Missing=*]

Statistics [NW/ W] [Valid=41 /-] [Invalid=0 /-]

sc_elisa_cd4_result: CD4 Result

Information [Type= discrete] [Format=character] [Missing=*]

Statistics [NW/ W] [Valid=0 /-] [Invalid=0 /-]

sc_elisa_truv_result: Truvado drug level Result

Information [Type= discrete] [Format=character] [Missing=*]

Statistics [NW/ W] [Valid=0 /-] [Invalid=0 /-]

sc_elisa_result_reviewed: Was the Elisa HIV Result reviewed?

Information [Type= discrete] [Format=numeric] [Range= 1-2] [Missing=*]

Statistics [NW/ W] [Valid=3247 /-] [Invalid=3987 /-]

Value	Label	Cases	Percentage
1	Yes	3247	100.0%

File : AHRI.LAPIS.ESource.Specimens.2026.v1

sc_elisa_result_reviewed: Was the Elisa HIV Result reviewed?

Value	Label	Cases	Percentage
2	No	0	
Sysmiss		3987	

Warning: these figures indicate the number of cases found in the data file. They cannot be interpreted as summary statistics of the population of interest.

sc_elisa_reviewed_date: Date Reviewed

Information	[Type= discrete] [Format=character] [Missing=*]
Statistics [NW/ W]	[Valid=3247 /-]

sc_stoptime_elisa: Specimen Collection - Stop time

Information	[Type= discrete] [Format=character] [Missing=*]
Statistics [NW/ W]	[Valid=3178 /-]

sc_elisa_no_result: Did the Lab report that no result for this sample will be available?

Information	[Type= discrete] [Format=numeric] [Range= 1-2] [Missing=*]
Statistics [NW/ W]	[Valid=5 /-] [Invalid=7229 /-]

Value	Label	Cases	Percentage
1	Yes	5	100.0%
2	No	0	
Sysmiss		7229	

Warning: these figures indicate the number of cases found in the data file. They cannot be interpreted as summary statistics of the population of interest.

sc_elisa_reas_no_result: What is the reason?

Information	[Type= discrete] [Format=character] [Missing=*]
Statistics [NW/ W]	[Valid=5 /-] [Invalid=0 /-]

sc_nhls_collected: Was a Specimen collected for submission to NHLS?

Information	[Type= discrete] [Format=numeric] [Range= 1-2] [Missing=*]
Statistics [NW/ W]	[Valid=6692 /-] [Invalid=542 /-]

Value	Label	Cases	Percentage
1	Yes	3547	53.0%
2	No	3145	47.0%
Sysmiss		542	

Warning: these figures indicate the number of cases found in the data file. They cannot be interpreted as summary statistics of the population of interest.

sc_nhls_collect_date: Specimen Collection Date

Information	[Type= discrete] [Format=character] [Missing=*]
Statistics [NW/ W]	[Valid=3388 /-]

sc_reas_nhls_specim_collec: Please provide a reason why a specimen was collected for NHLS submission?

Information	[Type= discrete] [Format=character] [Missing=*]
Statistics [NW/ W]	[Valid=3388 /-]

sc_nhls_specim_id: Record the Specimen ID - NHLS

Information	[Type= discrete] [Format=character] [Missing=*]
Statistics [NW/ W]	[Valid=3388 /-] [Invalid=0 /-]

File : AHRI.LAPIS.ESource.Specimens.2026.v1

sc_nhls_specim_id_2: Record the Second Specimen ID - NHLS

Information [Type= discrete] [Format=character] [Missing=*]

Statistics [NW/ W] [Valid=694 /-] [Invalid=0 /-]

sc_nhls_specim_id_3: Record the Third Specimen ID - NHLS

Information [Type= discrete] [Format=character] [Missing=*]

Statistics [NW/ W] [Valid=653 /-] [Invalid=0 /-]

sc_nhls_report_received: Was a NHLS report received?

Information [Type= discrete] [Format=numeric] [Range= 1-2] [Missing=*]

Statistics [NW/ W] [Valid=3387 /-] [Invalid=3847 /-]

Value	Label	Cases	Percentage
1	Yes	3213	94.9%
2	No	174	5.1%
Sysmiss		3847	

Warning: these figures indicate the number of cases found in the data file. They cannot be interpreted as summary statistics of the population of interest.

sc_nhls_report_reviewed: Was the NHLS Report reviewed?

Information [Type= discrete] [Format=numeric] [Range= 1-2] [Missing=*]

Statistics [NW/ W] [Valid=3208 /-] [Invalid=4026 /-]

Value	Label	Cases	Percentage
1	Yes	3195	99.6%
2	No	13	0.4%
Sysmiss		4026	

Warning: these figures indicate the number of cases found in the data file. They cannot be interpreted as summary statistics of the population of interest.

sc_nhls_reviewed_date: Date Reviewed

Information [Type= discrete] [Format=character] [Missing=*]

Statistics [NW/ W] [Valid=3195 /-]

sc_nhls_fbc_result: Full Blood Count (FBC) result

Information [Type= discrete] [Format=character] [Missing=*]

Statistics [NW/ W] [Valid=0 /-] [Invalid=0 /-]

sc_nhls_hep_b_result: Hepatitis B result

Information [Type= discrete] [Format=character] [Missing=*]

Statistics [NW/ W] [Valid=0 /-] [Invalid=0 /-]

sc_nhls_hep_c_result: Hepatitis C result

Information [Type= discrete] [Format=character] [Missing=*]

Statistics [NW/ W] [Valid=0 /-] [Invalid=0 /-]

sc_nhls_lft_result: Liver Function Test (LFT) result

Information [Type= discrete] [Format=character] [Missing=*]

Statistics [NW/ W] [Valid=0 /-] [Invalid=0 /-]

sc_nhls_ue_result: U&E result

Information [Type= discrete] [Format=character] [Missing=*]

Statistics [NW/ W] [Valid=0 /-] [Invalid=0 /-]

File : AHRI.LAPIS.ESource.Specimens.2026.v1

sc_nhls_creat_result: Creatinine result

Information [Type= discrete] [Format=character] [Missing=*]

Statistics [NW/ W] [Valid=0 /-] [Invalid=0 /-]

sc_nhls_protu_result: Proteinuria result

Information [Type= discrete] [Format=character] [Missing=*]

Statistics [NW/ W] [Valid=0 /-] [Invalid=0 /-]

sc_nhls_cd4_result: CD4 result

Information [Type= discrete] [Format=character] [Missing=*]

Statistics [NW/ W] [Valid=0 /-] [Invalid=0 /-]

sp_sti_sample_collect: Was a sample collected for STI Testing?

Information [Type= discrete] [Format=numeric] [Range= 1-2] [Missing=*]

Statistics [NW/ W] [Valid=6664 /-] [Invalid=570 /-]

Value	Label	Cases	Percentage
1	Yes	3482	52.3%
2	No	3182	47.7%
Systemiss		570	

Warning: these figures indicate the number of cases found in the data file. They cannot be interpreted as summary statistics of the population of interest.

sp_sti_specimen_dt: Specimen Collection Date

Information [Type= discrete] [Format=character] [Missing=*]

Statistics [NW/ W] [Valid=3333 /-]

sp_sti_reas_not_collect: What is the reason why the person is not willing to provide a sample?

Information [Type= discrete] [Format=numeric] [Range= 0-96] [Missing=*]

Statistics [NW/ W] [Valid=3182 /-] [Invalid=4052 /-]

Value	Label	Cases	Percentage
0	Not applicable to this visit	3170	99.6%
1	Not interested	1	0.0%
2	Not sexually active	3	0.1%
3	To be initiated on the LAPIS study	0	
96	Other (specify)	8	0.3%
Systemiss		4052	

Warning: these figures indicate the number of cases found in the data file. They cannot be interpreted as summary statistics of the population of interest.

sp_sti_female_samp_type: What type of sample was collected for the female participant?

Information [Type= discrete] [Format=numeric] [Range= 1-2] [Missing=*]

Statistics [NW/ W] [Valid=1854 /-] [Invalid=5380 /-]

Value	Label	Cases	Percentage
1	Vaginal Swabs	1640	88.5%
2	Urine	214	11.5%
Systemiss		5380	

Warning: these figures indicate the number of cases found in the data file. They cannot be interpreted as summary statistics of the population of interest.

sp_urine_specimen_id: Scan the Specimen ID of Urine Sample

Information [Type= discrete] [Format=character] [Missing=*]

File : AHRI.LAPIS.ESource.Specimens.2026.v1**# sp_urine_specimen_id: Scan the Specimen ID of Urine Sample**

Statistics [NW/ W]	[Valid=1690 /-] [Invalid=0 /-]
---------------------------	--------------------------------

sp_swab_1_specimen_id: Scan the 1st Specimen ID of Vaginal Swab

Information	[Type= discrete] [Format=character] [Missing=*]
--------------------	---

Statistics [NW/ W]	[Valid=1640 /-] [Invalid=0 /-]
---------------------------	--------------------------------

# sp_swab_2_specimen_id: Scan the 2nd Specimen ID of Vaginal Swab			
Information	[Type= discrete] [Format=character] [Missing=*]		
Statistics [NW/ W]	[Valid=1640 /-] [Invalid=0 /-]		
# sp_sti_collect_binx_sample: Is a Binx sample collected at this visit?			
Information	[Type= discrete] [Format=numeric] [Range= 1-2] [Missing=*]		
Statistics [NW/ W]	[Valid=2930 /-] [Invalid=4304 /-]		
Value	Label	Cases	Percentage
1	Yes	77	2.6%
2	No	2853	97.4%
Sysmiss		4304	
<i>Warning: these figures indicate the number of cases found in the data file. They cannot be interpreted as summary statistics of the population of interest.</i>			
# sp_urine_binx_specimen_id: Scan the Binx Specimen ID of Urine Sample			
Information	[Type= discrete] [Format=character] [Missing=*]		
Statistics [NW/ W]	[Valid=47 /-] [Invalid=0 /-]		
# sp_swab_binx_specimen_id: Scan the Binx Specimen ID of Vaginal Swab			
Information	[Type= discrete] [Format=character] [Missing=*]		
Statistics [NW/ W]	[Valid=30 /-] [Invalid=0 /-]		
# sp_binx_aliq_15min: Was the urine sample aliquoted within 15 minutes after collection?			
Information	[Type= discrete] [Format=numeric] [Range= 1-2] [Missing=*]		
Statistics [NW/ W]	[Valid=47 /-] [Invalid=7187 /-]		
Value	Label	Cases	Percentage
1	Yes	47	100.0%
2	No	0	
Sysmiss		7187	
<i>Warning: these figures indicate the number of cases found in the data file. They cannot be interpreted as summary statistics of the population of interest.</i>			
# sp_binx_aliq_reas: Please explain why the sample was not aliquoted within 15 minutes.			
Information	[Type= discrete] [Format=character] [Missing=*]		
Statistics [NW/ W]	[Valid=0 /-] [Invalid=0 /-]		
# sp_sti_result_ct: STI Test Result - Chlamydia trachomatis ICD 10 Code: A56.2			
Information	[Type= discrete] [Format=numeric] [Range= 0-5] [Missing=*]		
Statistics [NW/ W]	[Valid=3331 /-] [Invalid=3903 /-]		
Value	Label	Cases	Percentage
0	NOT DETECTED	2734	82.1%
1	DETECTED	591	17.7%
2	ERROR	0	
3	INVALID	1	0.0%
5	INSUFFICIENT SAMPLE	5	0.2%
Sysmiss		3903	
<i>Warning: these figures indicate the number of cases found in the data file. They cannot be interpreted as summary statistics of the population of interest.</i>			
# sp_sti_result_ng: STI Test Result - Neisseria gonorrhoeae ICD 10 Code: A54			
Information	[Type= discrete] [Format=numeric] [Range= 0-5] [Missing=*]		
Statistics [NW/ W]	[Valid=3331 /-] [Invalid=3903 /-]		

sp_sti_result_ng: STI Test Result - Neisseria gonorrhoeae ICD 10 Code: A54

Value	Label	Cases	Percentage
0	NOT DETECTED	3191	95.8%
1	DETECTED	134	4.0%
2	ERROR	0	
3	INVALID	1	0.0%
5	INSUFFICIENT SAMPLE	5	0.2%
Sysmiss		3903	

Warning: these figures indicate the number of cases found in the data file. They cannot be interpreted as summary statistics of the population of interest.

sp_sti_result_tv: STI Test Result - Trichomonas vaginalis ICD 10 Code: A59.9

Information	[Type= discrete] [Format=numeric] [Range= 0-5] [Missing=*]
Statistics [NW/ W]	[Valid=1860 /-] [Invalid=5374 /-]

Value	Label	Cases	Percentage
0	NOT DETECTED	1751	94.1%
1	DETECTED	103	5.5%
2	ERROR	1	0.1%
3	INVALID	1	0.1%
5	INSUFFICIENT SAMPLE	4	0.2%
Sysmiss		5374	

Warning: these figures indicate the number of cases found in the data file. They cannot be interpreted as summary statistics of the population of interest.

sp_sti_no_result: Did the Lab report that no result for this sample will be available?

Information	[Type= discrete] [Format=numeric] [Range= 1-2] [Missing=*]
Statistics [NW/ W]	[Valid=6 /-] [Invalid=7228 /-]

Value	Label	Cases	Percentage
1	Yes	6	100.0%
2	No	0	
Sysmiss		7228	

Warning: these figures indicate the number of cases found in the data file. They cannot be interpreted as summary statistics of the population of interest.

sp_sti_reas_no_result: What is the reason?

Information	[Type= discrete] [Format=numeric] [Range= 1-96] [Missing=*]
Statistics [NW/ W]	[Valid=6 /-] [Invalid=7228 /-]

Value	Label	Cases	Percentage
1	Sample was not received at the Lab	0	
2	Sample had insufficient sample for analysis	5	83.3%
96	Other	1	16.7%
Sysmiss		7228	

Warning: these figures indicate the number of cases found in the data file. They cannot be interpreted as summary statistics of the population of interest.

sp_sti_rep_specimen_dt: Repeated Specimen Collection Date

Information	[Type= discrete] [Format=character] [Missing=*]
Statistics [NW/ W]	[Valid=0 /-]

sp_sti_rep_reas_not_collec: What is the reason why the person is not willing to provide a sample?

Information	[Type= discrete] [Format=numeric] [Range= 0-96] [Missing=*]
Statistics [NW/ W]	[Valid=1 /-] [Invalid=7233 /-]

# sp_sti_rep_reas_not_collec: What is the reason why the person is not willing to provide a sample?			
Value	Label	Cases	Percentage
0	Not applicable to this visit	0	
1	Not interested anymore	0	
2	Unable to find participant	0	
3	Participant refused	0	
96	Other, specify	1	100.0%
Sysmiss		7233	
<i>Warning: these figures indicate the number of cases found in the data file. They cannot be interpreted as summary statistics of the population of interest.</i>			
# sp_sti_rep_samp_type: What type of repeat sample was collected for the female participant?			
Information		[Type= discrete] [Format=numeric] [Range= 1-2] [Missing=*]	
Statistics [NW/ W]		[Valid=0 /-] [Invalid=7234 /-]	
Value	Label	Cases	Percentage
1	Vaginal Swabs	0	
2	Urine	0	
Sysmiss		7234	
<i>Warning: these figures indicate the number of cases found in the data file. They cannot be interpreted as summary statistics of the population of interest.</i>			
# sp_rep_urine_specimen_id: Scan the Specimen ID of Repeat Urine Sample			
Information		[Type= discrete] [Format=character] [Missing=*]	
Statistics [NW/ W]		[Valid=0 /-] [Invalid=0 /-]	
# sp_sti_rep_sample_collect: Was a repeated sample collected for STI Testing?			
Information		[Type= discrete] [Format=numeric] [Range= 1-2] [Missing=*]	
Statistics [NW/ W]		[Valid=1 /-] [Invalid=7233 /-]	
Value	Label	Cases	Percentage
1	Yes	0	
2	No	1	100.0%
Sysmiss		7233	
<i>Warning: these figures indicate the number of cases found in the data file. They cannot be interpreted as summary statistics of the population of interest.</i>			
# sp_rep_swab_1_specimen_id: Scan the 1st Repeat Specimen ID of Vaginal Swab			
Information		[Type= discrete] [Format=character] [Missing=*]	
Statistics [NW/ W]		[Valid=0 /-] [Invalid=0 /-]	
# sp_rep_swab_2_specimen_id: Scan the 2nd Repeat Specimen ID of Vaginal Swab			
Information		[Type= discrete] [Format=character] [Missing=*]	
Statistics [NW/ W]		[Valid=0 /-] [Invalid=0 /-]	
# sp_rep_specimen_status: Repeat Specimen batch status			
Information		[Type= discrete] [Format=character] [Missing=*]	
Statistics [NW/ W]		[Valid=0 /-] [Invalid=0 /-]	
# sp_sti_rep_result_ct: Repeated STI Test Result - Chlamydia trachomatis ICD 10 Code: A56.2			
Information		[Type= discrete] [Format=numeric] [Range= 0-5] [Missing=*]	
Statistics [NW/ W]		[Valid=0 /-] [Invalid=7234 /-]	
Value	Label	Cases	Percentage
0	NOT DETECTED	0	

sp_sti_rep_result_ct: Repeated STI Test Result - Chlamydia trachomatis ICD 10 Code: A56.2

Value	Label	Cases	Percentage
1	DETECTED	0	
2	ERROR	0	
3	INVALID	0	
5	INSUFFICIENT SAMPLE	0	
Sysmiss		7234	

Warning: these figures indicate the number of cases found in the data file. They cannot be interpreted as summary statistics of the population of interest.

sp_sti_rep_result_ng: Repeated STI Test Result - Neisseria gonorrhoeae ICD 10 Code: A54

Information	[Type= discrete] [Format=numeric] [Range= 0-5] [Missing=*]
Statistics [NW/ W]	[Valid=0 /-] [Invalid=7234 /-]

Value	Label	Cases	Percentage
0	NOT DETECTED	0	
1	DETECTED	0	
2	ERROR	0	
3	INVALID	0	
5	INSUFFICIENT SAMPLE	0	
Sysmiss		7234	

Warning: these figures indicate the number of cases found in the data file. They cannot be interpreted as summary statistics of the population of interest.

sp_sti_rep_result_tv: Repeated STI Test Result - Trichomonas vaginalis ICD 10 Code: A59.9

Information	[Type= discrete] [Format=numeric] [Range= 0-5] [Missing=*]
Statistics [NW/ W]	[Valid=0 /-] [Invalid=7234 /-]

Value	Label	Cases	Percentage
0	NOT DETECTED	0	
1	DETECTED	0	
2	ERROR	0	
3	INVALID	0	
5	INSUFFICIENT SAMPLE	0	
Sysmiss		7234	

Warning: these figures indicate the number of cases found in the data file. They cannot be interpreted as summary statistics of the population of interest.

sp_sti_result_discussed: Was the result of the STI Test discussed with the participant?

Information	[Type= discrete] [Format=numeric] [Range= 1-2] [Missing=*]
Statistics [NW/ W]	[Valid=1758 /-] [Invalid=5476 /-]

Value	Label	Cases	Percentage
1	Yes	1551	88.2%
2	No	207	11.8%
Sysmiss		5476	

Warning: these figures indicate the number of cases found in the data file. They cannot be interpreted as summary statistics of the population of interest.

sp_sti_need_partn_notify: Does the participant have any partners that would need notification letters?

Information	[Type= discrete] [Format=numeric] [Range= 1-2] [Missing=*]
Statistics [NW/ W]	[Valid=1551 /-] [Invalid=5683 /-]

Value	Label	Cases	Percentage
1	Yes	353	22.8%
2	No	1198	77.2%

# sp_sti_need_partn_notify: Does the participant have any partners that would need notification letters?			
Value	Label	Cases	Percentage
Sysmiss		5683	
<i>Warning: these figures indicate the number of cases found in the data file. They cannot be interpreted as summary statistics of the population of interest.</i>			
# sp_sti_partn_card_1: Issue partner notification card - 01			
Information	[Type= discrete] [Format=character] [Missing=*]		
Statistics [NW/ W]	[Valid=350 /-] [Invalid=0 /-]		
# sp_sti_partn_card_2: Issue partner notification card - 02			
Information	[Type= discrete] [Format=character] [Missing=*]		
Statistics [NW/ W]	[Valid=3 /-] [Invalid=0 /-]		
# sp_sti_partn_card_3: Issue partner notification card - 03			
Information	[Type= discrete] [Format=character] [Missing=*]		
Statistics [NW/ W]	[Valid=0 /-] [Invalid=0 /-]		
# sp_sti_partn_card_4: Issue partner notification card - 04			
Information	[Type= discrete] [Format=character] [Missing=*]		
Statistics [NW/ W]	[Valid=0 /-] [Invalid=0 /-]		
# sp_sti_partn_card_5: Issue partner notification card - 05			
Information	[Type= discrete] [Format=character] [Missing=*]		
Statistics [NW/ W]	[Valid=0 /-] [Invalid=0 /-]		
# sp_sti_partn_card_6: Issue partner notification card - 06			
Information	[Type= discrete] [Format=character] [Missing=*]		
Statistics [NW/ W]	[Valid=0 /-] [Invalid=0 /-]		
# sp_sti_partn_card_7: Issue partner notification card - 07			
Information	[Type= discrete] [Format=character] [Missing=*]		
Statistics [NW/ W]	[Valid=0 /-] [Invalid=0 /-]		
# sp_sti_partn_card_8: Issue partner notification card - 08			
Information	[Type= discrete] [Format=character] [Missing=*]		
Statistics [NW/ W]	[Valid=0 /-] [Invalid=0 /-]		
# sp_sti_partn_card_9: Issue partner notification card - 09			
Information	[Type= discrete] [Format=character] [Missing=*]		
Statistics [NW/ W]	[Valid=0 /-] [Invalid=0 /-]		
# sp_sti_partn_card_10: Issue partner notification card - 10			
Information	[Type= discrete] [Format=character] [Missing=*]		
Statistics [NW/ W]	[Valid=0 /-] [Invalid=0 /-]		
# sp_sti_counsel_done_1: Please tick which counseling topic were done: - Promote good sexual health			
Information	[Type= discrete] [Format=numeric] [Range= 1-3] [Missing=*]		
Statistics [NW/ W]	[Valid=1534 /-] [Invalid=5700 /-]		
Value	Label	Cases	Percentage
1	Promote good sexual health	1534	100.0%
2	Fertility desires	0	

# sp_sti_counsel_done_1: Please tick which counseling topic were done: - Promote good sexual health			
Value	Label	Cases	Percentage
3	Discuss nutrition	0	
Sysmiss		5700	
<i>Warning: these figures indicate the number of cases found in the data file. They cannot be interpreted as summary statistics of the population of interest.</i>			
# sp_sti_counsel_done_2: Please tick which counseling topic were done: - Fertility desires			
Information	[Type= discrete] [Format=numeric] [Range= 1-3] [Missing=*]		
Statistics [NW/ W]	[Valid=244 /-] [Invalid=6990 /-]		
Value	Label	Cases	Percentage
1	Promote good sexual health	0	
2	Fertility desires	244	100.0%
3	Discuss nutrition	0	
Sysmiss		6990	
<i>Warning: these figures indicate the number of cases found in the data file. They cannot be interpreted as summary statistics of the population of interest.</i>			
# sp_sti_counsel_done_3: Please tick which counseling topic were done: - Discuss nutrition			
Information	[Type= discrete] [Format=numeric] [Range= 1-3] [Missing=*]		
Statistics [NW/ W]	[Valid=563 /-] [Invalid=6671 /-]		
Value	Label	Cases	Percentage
1	Promote good sexual health	0	
2	Fertility desires	0	
3	Discuss nutrition	563	100.0%
Sysmiss		6671	
<i>Warning: these figures indicate the number of cases found in the data file. They cannot be interpreted as summary statistics of the population of interest.</i>			
# sp_sti_treatm_provided: If positive, were treatment given?			
Information	[Type= discrete] [Format=numeric] [Range= 1-2] [Missing=*]		
Statistics [NW/ W]	[Valid=723 /-] [Invalid=6511 /-]		
Value	Label	Cases	Percentage
1	Yes	598	82.7%
2	No	125	17.3%
Sysmiss		6511	
<i>Warning: these figures indicate the number of cases found in the data file. They cannot be interpreted as summary statistics of the population of interest.</i>			
# sp_sti_reas_no_treat: Please provide the reason as to why the participant was not treated.			
Information	[Type= discrete] [Format=numeric] [Range= 1-96] [Missing=*]		
Statistics [NW/ W]	[Valid=126 /-] [Invalid=7108 /-]		
Value	Label	Cases	Percentage
1	Participant refused treatment	0	
2	Participant was not found	35	27.8%
3	Participant was adequately treated when symptoms were screening at the clinic	13	10.3%
4	Participant received treatment at the DoH Clinic	4	3.2%
96	Other (specify)	74	58.7%
Sysmiss		7108	
<i>Warning: these figures indicate the number of cases found in the data file. They cannot be interpreted as summary statistics of the population of interest.</i>			

# sc_papsmear_collected: Was a Pap Smear Specimen collected for submission to NHLS?			
Information	[Type= discrete] [Format=numeric] [Range= 1-2] [Missing=*]		
Statistics [NW/ W]	[Valid=3849 /-] [Invalid=3385 /-]		
Value	Label	Cases	Percentage
1	Yes	16	0.4%
2	No	3833	99.6%
Sysmiss		3385	
<i>Warning: these figures indicate the number of cases found in the data file. They cannot be interpreted as summary statistics of the population of interest.</i>			
# sc_papsmear_collect_date: Specimen Collection Date			
Information	[Type= discrete] [Format=character] [Missing=*]		
Statistics [NW/ W]	[Valid=17 /-]		
# sc_papsmear_specim_id: Record the Specimen ID			
Information	[Type= discrete] [Format=character] [Missing=*]		
Statistics [NW/ W]	[Valid=16 /-] [Invalid=0 /-]		
# sc_papsmear_report_receiv: Was a Pap Smear report received?			
Information	[Type= discrete] [Format=numeric] [Range= 1-2] [Missing=*]		
Statistics [NW/ W]	[Valid=16 /-] [Invalid=7218 /-]		
Value	Label	Cases	Percentage
1	Yes	15	93.8%
2	No	1	6.2%
Sysmiss		7218	
<i>Warning: these figures indicate the number of cases found in the data file. They cannot be interpreted as summary statistics of the population of interest.</i>			
# sc_papsmear_result: Pap Smear Result			
Information	[Type= discrete] [Format=numeric] [Range= 1-99] [Missing=*]		
Statistics [NW/ W]	[Valid=15 /-] [Invalid=7219 /-]		
Value	Label	Cases	Percentage
1	Normal	13	86.7%
2	Identified STI	0	
3	Abnormal	2	13.3%
99	Invalid	0	
Sysmiss		7219	
<i>Warning: these figures indicate the number of cases found in the data file. They cannot be interpreted as summary statistics of the population of interest.</i>			
# sc_papsmear_result_comm: Please provide other comments provided on the Lab Report (optional)			
Information	[Type= discrete] [Format=character] [Missing=*]		
Statistics [NW/ W]	[Valid=7 /-] [Invalid=0 /-]		
# sc_papsmear_report_review: Was the Pap Smear Report reviewed?			
Information	[Type= discrete] [Format=numeric] [Range= 1-2] [Missing=*]		
Statistics [NW/ W]	[Valid=15 /-] [Invalid=7219 /-]		
Value	Label	Cases	Percentage
1	Yes	15	100.0%
2	No	0	
Sysmiss		7219	
<i>Warning: these figures indicate the number of cases found in the data file. They cannot be interpreted as summary statistics of the population of interest.</i>			

# sc_papsmear_reviewed_date: Date Reviewed	
Information	[Type= discrete] [Format=character] [Missing=*]
Statistics [NW/ W]	[Valid=15 /-]

File : AHRI.LAPIS.ESource.TelePhoneCalls.2026.v1

IIntID: Individual ID

Information [Type= continuous] [Format=numeric] [Range= 90-99902929] [Missing=*]

Statistics [NW/ W] [Valid=20811 /-] [Invalid=0 /-] [Mean=22867173.814 /-] [StdDev=41831693.824 /-]

event_id: REDCap Event Identifier

Information [Type= continuous] [Format=numeric] [Range= 482-505] [Missing=*]

Statistics [NW/ W] [Valid=20811 /-] [Invalid=0 /-] [Mean=485.466 /-] [StdDev=2.659 /-]

instance: REDCap Instance Identifier

Information [Type= discrete] [Format=numeric] [Range= 1-10] [Missing=*]

Statistics [NW/ W] [Valid=20811 /-] [Invalid=0 /-]

tm_call_made: Was a telephone call made?

Information [Type= discrete] [Format=numeric] [Range= 1-2] [Missing=*]

Statistics [NW/ W] [Valid=20811 /-] [Invalid=0 /-]

Value	Label	Cases	Percentage
1	Yes	17053	81.9%
2	No	3758	18.1%

Warning: these figures indicate the number of cases found in the data file. They cannot be interpreted as summary statistics of the population of interest.

tm_reas_phoncencnt: What is the reason for the call?

Information [Type= discrete] [Format=numeric] [Range= 1-96] [Missing=*]

Statistics [NW/ W] [Valid=16261 /-] [Invalid=4550 /-]

Value	Label	Cases	Percentage
1	Next Visit reminder phone call	6590	40.5%
2	STI Results	317	1.9%
3	Follow up on missed visit	3612	22.2%
4	Schedule date for collecting specimens	84	0.5%
5	Telephonic Screening	0	
7	7 Day follow up phone call	2451	15.1%
8		2749	16.9%
96	Other (specify)	458	2.8%
System		4550	

Warning: these figures indicate the number of cases found in the data file. They cannot be interpreted as summary statistics of the population of interest.

tm_phoncencnt_datetime: Call Attempt Date and Time

Information [Type= discrete] [Format=character] [Missing=*]

Statistics [NW/ W] [Valid=16263 /-]

tm_phoncencnt_outcome: Outcome of Contact Attempt

Information [Type= discrete] [Format=numeric] [Range= 1-5] [Missing=*]

Statistics [NW/ W] [Valid=16263 /-] [Invalid=4548 /-]

Value	Label	Cases	Percentage
1	Call was answered	8742	53.8%
2	Call gone to Voicemail	4222	26.0%
3	Phone remains unanswered	3160	19.4%
4	Number does not exist	132	0.8%

File : AHRI.LAPIS.ESource.TelePhoneCalls.2026.v1

tm_phoncencnt_outcome: Outcome of Contact Attempt

Value	Label	Cases	Percentage
5	7 Day call was not made	7	0.0%
Sysmiss		4548	

Warning: these figures indicate the number of cases found in the data file. They cannot be interpreted as summary statistics of the population of interest.

tm_verify_participant: By reviewing the Personal information, please verify that this is the correct pa

Information	[Type= discrete] [Format=numeric] [Range= 1-2] [Missing=*]
Statistics [NW/ W]	[Valid=8742 /-] [Invalid=12069 /-]

Value	Label	Cases	Percentage
1	Yes - this is the correct participant	8532	97.6%
2	No - this is not the correct participant	210	2.4%
Sysmiss		12069	

Warning: these figures indicate the number of cases found in the data file. They cannot be interpreted as summary statistics of the population of interest.

tm_call_outcome: Outcome of Phone Call

Information	[Type= discrete] [Format=numeric] [Range= 1-96] [Missing=*]
Statistics [NW/ W]	[Valid=7452 /-] [Invalid=13359 /-]

Value	Label	Cases	Percentage
1	Will come to the clinic	5384	72.2%
2	Not having sex right now	8	0.1%
3	Controverted	0	
4	Refused	107	1.4%
5	Out-migrated outside of PIPSA	1123	15.1%
6	Participant is unknown	46	0.6%
7	Reschedule phone call	80	1.1%
8	Someone else answered	224	3.0%
96	Other (specify)	480	6.4%
Sysmiss		13359	

Warning: these figures indicate the number of cases found in the data file. They cannot be interpreted as summary statistics of the population of interest.

tm_call_outcome_7d: Outcome of Phone Call - 7 Day Call

Information	[Type= discrete] [Format=numeric] [Range= 1-96] [Missing=*]
Statistics [NW/ W]	[Valid=1290 /-] [Invalid=19521 /-]

Value	Label	Cases	Percentage
1	Interview done with Participant	1222	94.7%
2	Not having sex right now	4	0.3%
3	Seroconverted	0	
4	Refused	0	
5	Out-migrated outside of PIPSA	2	0.2%
6	Participant is unknown	2	0.2%
7	Reschedule phone call	3	0.2%
8	Someone else answered	44	3.4%
96	Other (specify)	13	1.0%
Sysmiss		19521	

Warning: these figures indicate the number of cases found in the data file. They cannot be interpreted as summary statistics of the population of interest.

File : AHRI.LAPIS.ESource.TelePhoneCalls.2026.v1

tm_7d_feedback_1: Feedback from Participant (tick all that apply) - Continue to be adherent

Information [Type= discrete] [Format=numeric] [Range= 1-6] [Missing=*]

Statistics [NW/ W] [Valid=1037 /-] [Invalid=19774 /-]

Value	Label	Cases	Percentage
1	Continue to be adherent	1037	100.0%
2	Adherent on Prep	0	
3	Side effects	0	
4	Adverse Events	0	
5	Clinic appointment	0	
6	Discontinue PrEP	0	
Sysmiss		19774	

Warning: these figures indicate the number of cases found in the data file. They cannot be interpreted as summary statistics of the population of interest.

tm_7d_feedback_2: Feedback from Participant (tick all that apply) - Adherent on Prep

Information [Type= discrete] [Format=numeric] [Range= 1-6] [Missing=*]

Statistics [NW/ W] [Valid=793 /-] [Invalid=20018 /-]

Value	Label	Cases	Percentage
1	Continue to be adherent	0	
2	Adherent on Prep	793	100.0%
3	Side effects	0	
4	Adverse Events	0	
5	Clinic appointment	0	
6	Discontinue PrEP	0	
Sysmiss		20018	

Warning: these figures indicate the number of cases found in the data file. They cannot be interpreted as summary statistics of the population of interest.

tm_7d_feedback_3: Feedback from Participant (tick all that apply) - Side effects

Information [Type= discrete] [Format=numeric] [Range= 1-6] [Missing=*]

Statistics [NW/ W] [Valid=97 /-] [Invalid=20714 /-]

Value	Label	Cases	Percentage
1	Continue to be adherent	0	
2	Adherent on Prep	0	
3	Side effects	97	100.0%
4	Adverse Events	0	
5	Clinic appointment	0	
6	Discontinue PrEP	0	
Sysmiss		20714	

Warning: these figures indicate the number of cases found in the data file. They cannot be interpreted as summary statistics of the population of interest.

tm_7d_feedback_4: Feedback from Participant (tick all that apply) - Adverse Events

Information [Type= discrete] [Format=numeric] [Range= 1-6] [Missing=*]

Statistics [NW/ W] [Valid=0 /-] [Invalid=20811 /-]

Value	Label	Cases	Percentage
1	Continue to be adherent	0	
2	Adherent on Prep	0	
3	Side effects	0	

File : AHRI.LAPIS.ESource.TelePhoneCalls.2026.v1

tm_7d_feedback_4: Feedback from Participant (tick all that apply) - Adverse Events

Value	Label	Cases	Percentage
4	Adverse Events	0	
5	Clinic appointment	0	
6	Discontinue PrEP	0	
Sysmiss		20811	

Warning: these figures indicate the number of cases found in the data file. They cannot be interpreted as summary statistics of the population of interest.

tm_7d_feedback_5: Feedback from Participant (tick all that apply) - Clinic appointment

Information	[Type= discrete] [Format=numeric] [Range= 1-6] [Missing=*]
Statistics [NW/ W]	[Valid=40 /-] [Invalid=20771 /-]

Value	Label	Cases	Percentage
1	Continue to be adherent	0	
2	Adherent on Prep	0	
3	Side effects	0	
4	Adverse Events	0	
5	Clinic appointment	40	100.0%
6	Discontinue PrEP	0	
Sysmiss		20771	

Warning: these figures indicate the number of cases found in the data file. They cannot be interpreted as summary statistics of the population of interest.

tm_7d_feedback_6: Feedback from Participant (tick all that apply) - Discontinue PrEP

Information	[Type= discrete] [Format=numeric] [Range= 1-6] [Missing=*]
Statistics [NW/ W]	[Valid=3 /-] [Invalid=20808 /-]

Value	Label	Cases	Percentage
1	Continue to be adherent	0	
2	Adherent on Prep	0	
3	Side effects	0	
4	Adverse Events	0	
5	Clinic appointment	0	
6	Discontinue PrEP	3	100.0%
Sysmiss		20808	

Warning: these figures indicate the number of cases found in the data file. They cannot be interpreted as summary statistics of the population of interest.

tm_hiv_used_test: Has the participant used the HIV Self Test kit?

Information	[Type= discrete] [Format=numeric] [Range= 1-2] [Missing=*]
Statistics [NW/ W]	[Valid=404 /-] [Invalid=20407 /-]

Value	Label	Cases	Percentage
1	Yes	309	76.5%
2	No	95	23.5%
Sysmiss		20407	

Warning: these figures indicate the number of cases found in the data file. They cannot be interpreted as summary statistics of the population of interest.

tm_hiv_result: What was the result?

Information	[Type= discrete] [Format=numeric] [Range= 0-98] [Missing=*]
Statistics [NW/ W]	[Valid=309 /-] [Invalid=20502 /-]

File : AHRI.LAPIS.ESource.TelePhoneCalls.2026.v1

tm_hiv_result: What was the result?

Value	Label	Cases	Percentage
0	Negative	308	99.7%
1	Positive	0	
2	No visible lines (Invalid result)	0	
3	Unclear result (Unable to determine)	0	
96	Other specify	1	0.3%
98	Forgot result / Doesn't remember	0	
Sysmiss		20502	

Warning: these figures indicate the number of cases found in the data file. They cannot be interpreted as summary statistics of the population of interest.

tm_next_call_date: Schedule next Phone Call date

Information	[Type= discrete] [Format=character] [Missing=*]
Statistics [NW/ W]	[Valid=303 /-]

tm_noncontact_3times: Is this the third time that you are unable to contact the participant?

Information	[Type= discrete] [Format=numeric] [Range= 1-2] [Missing=*]
Statistics [NW/ W]	[Valid=2086 /-] [Invalid=18725 /-]

Value	Label	Cases	Percentage
1	Yes	1979	94.9%
2	No	107	5.1%
Sysmiss		18725	

Warning: these figures indicate the number of cases found in the data file. They cannot be interpreted as summary statistics of the population of interest.

tm_send_noncontact_sms: Would you like to send the participant the standard lost to follow up SMS with t

Information	[Type= discrete] [Format=numeric] [Range= 1-2] [Missing=*]
Statistics [NW/ W]	[Valid=1958 /-] [Invalid=18853 /-]

Value	Label	Cases	Percentage
1	Yes	1944	99.3%
2	No	14	0.7%
Sysmiss		18853	

Warning: these figures indicate the number of cases found in the data file. They cannot be interpreted as summary statistics of the population of interest.

tm_noncontact_sms_status: SMS status

Information	[Type= discrete] [Format=character] [Missing=*]
Statistics [NW/ W]	[Valid=0 /-] [Invalid=0 /-]

tm_calc_refuse_link: Calculated field: Refusal to link to care

Information	[Type= discrete] [Format=numeric] [Range= 1-2] [Missing=*]
Statistics [NW/ W]	[Valid=19853 /-] [Invalid=958 /-]

tm_calc_wrong_num: Calculated field: Wrong number

Information	[Type= discrete] [Format=numeric] [Range= 1-2] [Missing=*]
Statistics [NW/ W]	[Valid=19854 /-] [Invalid=957 /-]

tm_calc_not_comeback: Calculated field: Confirmed not coming back to clinic

Information	[Type= discrete] [Format=numeric] [Range= 1-2] [Missing=*]
Statistics [NW/ W]	[Valid=19853 /-] [Invalid=958 /-]

File : AHRI.LAPIS.ESource.TelePhoneCalls.2026.v1# **tm_calc_7_day_call_comp**: Calculated field: 7 Day call completed**Information** [Type= discrete] [Format=numeric] [Range= 1-2] [Missing=*]**Statistics [NW/ W]** [Valid=19853 /-] [Invalid=958 /-]

Value	Label	Cases	Percentage
1	Yes	5108	25.7%
2	No	14745	74.3%
Sysmiss		958	

Warning: these figures indicate the number of cases found in the data file. They cannot be interpreted as summary statistics of the population of interest.