

**South Africa**

## **Data Everywhere Datasets**

**Study Documentation**

February 10, 2016

# Metadata Production

<b>Metadata Producer(s)</b>	Kobus Herbst , Africa Centre , Dataset production/documentation Jaco Dreyer , Africa Centre , Dataset production/documentation
<b>Production Date</b>	February 2, 2016
<b>Version</b>	1.1.0
<b>Identification</b>	DDI.DataEveryWhere-TasP

# Table of Contents

<a href="#">Overview.....</a>	<a href="#">4</a>
<a href="#">Producers &amp; Sponsors.....</a>	<a href="#">4</a>
<a href="#">Data Collection.....</a>	<a href="#">4</a>
<a href="#">Accessibility.....</a>	<a href="#">4</a>
<a href="#">Files Description.....</a>	<a href="#">5</a>
<a href="#">Locations dataset.....</a>	<a href="#">5</a>
<a href="#">Individuals dataset.....</a>	<a href="#">5</a>
<a href="#">Household dataset.....</a>	<a href="#">5</a>
<a href="#">Linkage to Care Dataset.....</a>	<a href="#">6</a>
<a href="#">DataCollectionCycle dataset.....</a>	<a href="#">6</a>
<a href="#">Migration dataset.....</a>	<a href="#">6</a>
<a href="#">Variables List.....</a>	<a href="#">7</a>
<a href="#">Locations dataset.....</a>	<a href="#">7</a>
<a href="#">Individuals dataset.....</a>	<a href="#">7</a>
<a href="#">Household dataset.....</a>	<a href="#">7</a>
<a href="#">Linkage to Care Dataset.....</a>	<a href="#">8</a>
<a href="#">DataCollectionCycle dataset.....</a>	<a href="#">8</a>
<a href="#">Migration dataset.....</a>	<a href="#">8</a>
<a href="#">Variables Description.....</a>	<a href="#">9</a>
<a href="#">Locations dataset.....</a>	<a href="#">10</a>
<a href="#">Individuals dataset.....</a>	<a href="#">23</a>
<a href="#">Household dataset.....</a>	<a href="#">26</a>
<a href="#">Linkage to Care Dataset.....</a>	<a href="#">27</a>
<a href="#">DataCollectionCycle dataset.....</a>	<a href="#">96</a>
<a href="#">Migration dataset.....</a>	<a href="#">98</a>

## Data Everywhere Datasets

### Overview

<b>Identification</b>	DDI.DataEveryWhere-TasP
<b>Version</b>	Production Date: 2016-02-02 1.1.0 <u>Notes</u> 1.0.0 Initial Release -- Releasing Locations dataset 1.1.0 Release with HexagonIds -- Locations dataset contains HexagonIds -- Item HexId removed from all datasets -- Houshold dataset contains LocationId -- First release of Linkage to Care Dataset -- First release of DataCollectionCycle dataset -- First release of Migration dataset

<b>Topics</b>	Data Everywhere
<b><u>Time Period(s)</u></b>	2012-2015
<b><u>Countries</u></b>	South Africa

### Producers & Sponsors

<b>Other Producer(s)</b>	Kobus Herbst , Africa Centre Jaco Dreyer , Africa Centre
--------------------------	---

### Data Collection

<b>Data Collection Dates</b>	start 2012-03-09 end 2015-12-04
<b>Time Period(s)</b>	start 2012-03-09 end 2016-02-02

### Accessibility

<b>Contact(s)</b>	Jaco Dreyer (Africa Centre) , <a href="mailto:jdreyer@afRICACentre.ac.za">jdreyer@afRICACentre.ac.za</a>
<b>Distributor(s)</b>	Africa Centre

# Files Description

Dataset contains 6 file(s)

Locations dataset	
# Cases	7568
# Variable(s)	8
<b><u>File Content</u></b> Locations Dataset	
<b><u>Version</u></b> 1.1.0  Kobus Herbst / Jaco Dreyer  1.0.0 - Initial release	
<b><u>Notes</u></b> 1.1.0 Release with HexagonIds -- Locations dataset contains HexagonIds -- Item HexId removed from all datasets	

Individuals dataset	
# Cases	28626
# Variable(s)	11
<b><u>File Content</u></b> Individuals dataset	
<b><u>Version</u></b> 1.1.0  Kobus Herbst / Jaco Dreyer  1.0.0 - Initial release	
<b><u>Notes</u></b> 1.1.0 Release with HexagonIds -- Item HexId removed from all datasets	

Household dataset	
# Cases	7803
# Variable(s)	6
<b><u>File Content</u></b> Household datasets	
<b><u>Version</u></b>	

1.1.0

Kobus Herbst / Jaco Dreyer

1.0.0 - Initial release

**Notes**

1.1.0 Release with HexagonIds  
 -- Item HexId removed from all datasets  
 -- Houshold dataset contains LocationId

**Linkage to Care Dataset.**

# Cases 26393

# Variable(s) 16

**Version**

1.1.0

**Notes**

1.1.0  
 -- First release of Linkage to Care Dataset

**DataCollectionCycle dataset**

# Cases 112

# Variable(s) 5

**Version**

1.1.0

**Notes**

1.1.0  
 -- First release of DataCollectionCycle dataset

**Migration dataset**

# Cases 11642

# Variable(s) 4

**Version**

1.1.0

**Notes**

1.1.0  
 -- First release of Migration dataset

# Variables List

Dataset contains 50 variable(s)

File Locations dataset							
#	Name	Label	Type	Format	Valid	Invalid	Question
1	<a href="#">StudyId</a>	Study Identifier	discrete	character-4	7568	0	-
2	<a href="#">LocationId</a>	Location Identifier	continuous	numeric.0	7568	0	-
3	<a href="#">Location ..</a>	Location Type	discrete	character-3	7568	0	-
4	<a href="#">CoordLongX</a>	Coordinates Longitude X-axis	continuous	numeric.8	7568	0	-
5	<a href="#">CoordLatY</a>	Coordinates Latitude Y-axis	continuous	numeric.8	7568	0	-
6	<a href="#">HexagonId</a>	Hexagon Identifier	discrete	numeric.0	7567	1	-
7	<a href="#">Num Indi ..</a>	Number of Individuals per LocationId	continuous	numeric.0	7568	0	-
8	<a href="#">Num Hous ..</a>	Number of Households per LocationId	continuous	numeric.0	7568	0	-

File Individuals dataset							
#	Name	Label	Type	Format	Valid	Invalid	Question
1	<a href="#">StudyId</a>	Study Identifier	discrete	character-4	28626	0	-
2	<a href="#">Individu ..</a>	Individual Identifier	continuous	numeric.0	28626	0	-
3	<a href="#">Househol ..</a>	Household Identifier	continuous	numeric.0	28626	0	-
4	<a href="#">Sex</a>	Sex	discrete	character-3	28626	0	-
5	<a href="#">DateOfBi ..</a>	DateOfBirth	discrete	character	28625	-	-
6	<a href="#">HighestE ..</a>	Highest Education Level Code	continuous	numeric.0	25812	2814	-
7	<a href="#">HighestE ..</a>	Highest Education Level Description	discrete	character-30	25812	0	-
8	<a href="#">CurrentM ..</a>	Current Marital Status Code	discrete	numeric.0	25812	2814	-
9	<a href="#">CurrentM ..</a>	Current Marital Status Description	discrete	character-20	25812	0	-
10	<a href="#">Currentl ..</a>	Currently In Employment Code	discrete	numeric.0	25812	2814	-
11	<a href="#">Currentl ..</a>	Currently In Employment Description	discrete	character-16	25812	0	-

File Household dataset							
#	Name	Label	Type	Format	Valid	Invalid	Question
1	<a href="#">StudyId</a>	Study Identifier	discrete	character-4	7803	0	-
2	<a href="#">Househol ..</a>	Household Identifier	continuous	numeric.0	7803	0	-
3	<a href="#">LocationId</a>	Location Identifier	discrete	numeric.0	7802	1	-
4	<a href="#">ClusterId</a>	Cluster Identifier	continuous	numeric.0	7802	1	-
5	<a href="#">AssetScore</a>	Asset Score	discrete	numeric.0	7736	67	-
6	<a href="#">AssetSco ..</a>	Asset Score Index	discrete	character-7	7736	0	-

File Linkage to Care Dataset.							
#	Name	Label	Type	Format	Valid	Invalid	Question
1	<a href="#">Individu ..</a>	Individual Identifier	continuous	numeric.0	26393	0	-
2	<a href="#">TestAgre ..</a>	Test Agreed at First Positive Test	discrete	numeric.0	7502	18891	-
3	<a href="#">FirstPos ..</a>	Date of First Positive Test	discrete	character	7502	-	-
4	<a href="#">TestAgre ..</a>	Test Agreed at Last Contact	discrete	numeric.0	26393	0	-
5	<a href="#">LastHHCo ..</a>	Date of Last Household Contact	discrete	character	26393	-	-
6	<a href="#">FirstCli ..</a>	Date of First Clinic Visit	discrete	character	3001	-	-
7	<a href="#">FirstCli ..</a>	First Clinic LocationId	continuous	numeric.0	3001	23392	-
8	<a href="#">LastClin ..</a>	Daet of Last Clinic Visit	discrete	character	3001	-	-
9	<a href="#">LastClin ..</a>	Last Clinic LocationId	continuous	numeric.0	261	26132	-
10	<a href="#">ClinicVi ..</a>	Clinic Visited	discrete	character-3	26393	0	-
11	<a href="#">CurrentD ..</a>	CurrentDate	discrete	numeric.0	26393	0	-
12	<a href="#">DaystoCL ..</a>	Number of Days to link to Clinic	continuous	numeric.0	3001	23392	-
13	<a href="#">DaysSinc ..</a>	Number of Days Since Last Home Contact	continuous	numeric.0	26393	0	-
14	<a href="#">DaysSinc ..</a>	Number of Days Since Last CLinic Visit	continuous	numeric.0	3001	23392	-
15	<a href="#">DaysNotL ..</a>	Number of Days Not Linked to Clinic	continuous	numeric.0	7502	18891	-
16	<a href="#">HIVStatus</a>	HIV Status	discrete	character-8	26393	0	-

File DataCollectionCycle dataset							
#	Name	Label	Type	Format	Valid	Invalid	Question
1	<a href="#">StudyId</a>	Study Identifier	discrete	character-4	112	0	-
2	<a href="#">DataColl ..</a>	DataCollectionCycle	discrete	numeric.0	112	0	-
3	<a href="#">ClusterId</a>	Cluster Identifier	continuous	numeric.0	112	0	-
4	<a href="#">StartDate</a>	Start Date	discrete	character	112	-	-
5	<a href="#">EndDate</a>	End Date	discrete	character	112	-	-

File Migration dataset							
#	Name	Label	Type	Format	Valid	Invalid	Question
1	<a href="#">Individu ..</a>	Individual Identifier	continuous	numeric.0	11642	0	-
2	<a href="#">MigrateD ..</a>	Date of Migration	discrete	character	7687	-	-
3	<a href="#">MigrateV ..</a>	Date of Migration - Text	discrete	character-8	11642	0	-
4	<a href="#">Destinat ..</a>	Destination Code	discrete	character-7	11642	0	-



# Variables Description

Dataset contains 50 variable(s)

File : Locations dataset

# StudyId: Study Identifier

Information

[Type= discrete] [Format=character] [Missing=\*]

Statistics [NW/ W]

[Valid=7568 /-] [Invalid=0 /-]

Value

TasP

Label

Cases

7568

Percentage

100.0%

Warning: these figures indicate the number of cases found in the data file. They cannot be interpreted as summary statistics of the population of interest.

# LocationId: Location Identifier

Information

[Type= continuous] [Format=numeric] [Range= 1-12094] [Missing=\*]

Statistics [NW/ W]

[Valid=7568 /-] [Invalid=0 /-] [Mean=6025.944 /-] [StdDev=3496.669 /-]

# LocationType: Location Type

Information

[Type= discrete] [Format=character] [Missing=\*]

Statistics [NW/ W]

[Valid=7568 /-] [Invalid=0 /-]

Value

HMS

Label

Cases

7548

Percentage

99.7%

Value

TTC

Label

Cases

20

Percentage

0.3%

Warning: these figures indicate the number of cases found in the data file. They cannot be interpreted as summary statistics of the population of interest.

# CoordLongX: Coordinates Longitude X-axis

Information

[Type= continuous] [Format=numeric] [Range= 0-32.37347] [Missing=\*]

Statistics [NW/ W]

[Valid=7568 /-] [Invalid=0 /-] [Mean=32.253 /-] [StdDev=0.375 /-]

# CoordLatY: Coordinates Latitude Y-axis

Information

[Type= continuous] [Format=numeric] [Range= -28.3271694087-0] [Missing=\*]

Statistics [NW/ W]

[Valid=7568 /-] [Invalid=0 /-] [Mean=-28.191 /-] [StdDev=0.33 /-]

# HexagonId: Hexagon Identifier

Information

[Type= discrete] [Format=numeric] [Missing=\*]

Statistics [NW/ W]

[Valid=7567 /-] [Invalid=1 /-]

Value

11

Label

Cases

3

Percentage

0.0%

Value

29

Label

Cases

2

Percentage

0.0%

Value

30

Label

Cases

1

Percentage

0.0%

Value

48

Label

Cases

13

Percentage

0.2%

Value

50

Label

Cases

2

Percentage

0.0%

Value

65

Label

Cases

2

Percentage

0.0%

Value

66

Label

Cases

8

Percentage

0.1%

Value

67

Label

Cases

3

Percentage

0.0%

Value

69

Label

Cases

3

Percentage

0.0%

Value

70

Label

Cases

7

Percentage

0.1%

Value

82

Label

Cases

1

Percentage

0.0%

Value

83

Label

Cases

13

Percentage

0.2%

Value

84

Label

Cases

7

Percentage

0.1%

Value

85

Label

Cases

7

Percentage

0.1%

Value

86

Label

Cases

2

Percentage

0.0%

Value

87

Label

Cases

3

Percentage

0.0%

## File : Locations dataset

# HexagonId: Hexagon Identifier

Value	Label	Cases	Percentage
88		4	<div><div></div></div> 0.1%
89		2	<div><div></div></div> 0.0%
97		20	<div><div></div></div> 0.3%
98		3	<div><div></div></div> 0.0%
99		8	<div><div></div></div> 0.1%
100		6	<div><div></div></div> 0.1%
101		5	<div><div></div></div> 0.1%
102		6	<div><div></div></div> 0.1%
103		8	<div><div></div></div> 0.1%
104		6	<div><div></div></div> 0.1%
106		5	<div><div></div></div> 0.1%
107		12	<div><div></div></div> 0.2%
108		5	<div><div></div></div> 0.1%
111		6	<div><div></div></div> 0.1%
112		16	<div><div></div></div> 0.2%
116		1	<div><div></div></div> 0.0%
118		12	<div><div></div></div> 0.2%
119		2	<div><div></div></div> 0.0%
120		7	<div><div></div></div> 0.1%
121		6	<div><div></div></div> 0.1%
122		5	<div><div></div></div> 0.1%
123		2	<div><div></div></div> 0.0%
124		3	<div><div></div></div> 0.0%
125		4	<div><div></div></div> 0.1%
126		7	<div><div></div></div> 0.1%
127		6	<div><div></div></div> 0.1%
129		11	<div><div></div></div> 0.1%
130		14	<div><div></div></div> 0.2%
131		5	<div><div></div></div> 0.1%
136		8	<div><div></div></div> 0.1%
137		17	<div><div></div></div> 0.2%
138		3	<div><div></div></div> 0.0%
139		9	<div><div></div></div> 0.1%
140		5	<div><div></div></div> 0.1%
141		5	<div><div></div></div> 0.1%
142		5	<div><div></div></div> 0.1%
143		3	<div><div></div></div> 0.0%
144		2	<div><div></div></div> 0.0%
145		4	<div><div></div></div> 0.1%
146		4	<div><div></div></div> 0.1%
147		3	<div><div></div></div> 0.0%
148		8	<div><div></div></div> 0.1%
149		9	<div><div></div></div> 0.1%

## File : Locations dataset

# HexagonId: Hexagon Identifier

Value	Label	Cases	Percentage
150		8	<div></div> 0.1%
154		13	<div></div> 0.2%
155		8	<div></div> 0.1%
156		12	<div></div> 0.2%
158		9	<div></div> 0.1%
159		9	<div></div> 0.1%
160		12	<div></div> 0.2%
161		8	<div></div> 0.1%
162		3	<div></div> 0.0%
163		4	<div></div> 0.1%
164		3	<div></div> 0.0%
166		12	<div></div> 0.2%
167		10	<div></div> 0.1%
168		16	<div></div> 0.2%
169		2	<div></div> 0.0%
172		1	<div></div> 0.0%
173		12	<div></div> 0.2%
174		5	<div></div> 0.1%
175		3	<div></div> 0.0%
176		6	<div></div> 0.1%
177		11	<div></div> 0.1%
178		3	<div></div> 0.0%
179		15	<div></div> 0.2%
180		4	<div></div> 0.1%
181		1	<div></div> 0.0%
182		1	<div></div> 0.0%
184		1	<div></div> 0.0%
185		9	<div></div> 0.1%
186		19	<div></div> 0.3%
187		17	<div></div> 0.2%
188		7	<div></div> 0.1%
189		3	<div></div> 0.0%
191		3	<div></div> 0.0%
192		9	<div></div> 0.1%
193		10	<div></div> 0.1%
194		10	<div></div> 0.1%
195		13	<div></div> 0.2%
196		4	<div></div> 0.1%
197		7	<div></div> 0.1%
199		7	<div></div> 0.1%
200		7	<div></div> 0.1%
201		3	<div></div> 0.0%
202		3	<div></div> 0.0%

## File : Locations dataset

# HexagonId: Hexagon Identifier

Value	Label	Cases	Percentage
205		5	<div><div></div></div> 0.1%
206		6	<div><div></div></div> 0.1%
207		13	<div><div></div></div> 0.2%
208		11	<div><div></div></div> 0.1%
209		1	<div><div></div></div> 0.0%
210		10	<div><div></div></div> 0.1%
211		10	<div><div></div></div> 0.1%
212		22	<div><div></div></div> 0.3%
213		12	<div><div></div></div> 0.2%
214		15	<div><div></div></div> 0.2%
215		11	<div><div></div></div> 0.1%
216		12	<div><div></div></div> 0.2%
217		3	<div><div></div></div> 0.0%
218		7	<div><div></div></div> 0.1%
219		3	<div><div></div></div> 0.0%
220		4	<div><div></div></div> 0.1%
221		5	<div><div></div></div> 0.1%
228		19	<div><div></div></div> 0.3%
229		16	<div><div></div></div> 0.2%
230		7	<div><div></div></div> 0.1%
231		17	<div><div></div></div> 0.2%
232		10	<div><div></div></div> 0.1%
233		17	<div><div></div></div> 0.2%
234		14	<div><div></div></div> 0.2%
235		9	<div><div></div></div> 0.1%
236		8	<div><div></div></div> 0.1%
237		7	<div><div></div></div> 0.1%
238		2	<div><div></div></div> 0.0%
239		1	<div><div></div></div> 0.0%
240		1	<div><div></div></div> 0.0%
247		28	<div><div></div></div> 0.4%
248		8	<div><div></div></div> 0.1%
249		21	<div><div></div></div> 0.3%
250		28	<div><div></div></div> 0.4%
251		16	<div><div></div></div> 0.2%
252		13	<div><div></div></div> 0.2%
253		7	<div><div></div></div> 0.1%
254		14	<div><div></div></div> 0.2%
255		11	<div><div></div></div> 0.1%
256		5	<div><div></div></div> 0.1%
257		10	<div><div></div></div> 0.1%
258		7	<div><div></div></div> 0.1%
259		3	<div><div></div></div> 0.0%

## File : Locations dataset

# HexagonId: Hexagon Identifier

Value	Label	Cases	Percentage
266		2	0.0%
267		69	0.9%
268		10	0.1%
269		13	0.2%
270		19	0.3%
271		24	0.3%
272		6	0.1%
273		11	0.1%
274		2	0.0%
275		12	0.2%
276		14	0.2%
277		6	0.1%
278		9	0.1%
286		103	1.4%
287		34	0.4%
288		15	0.2%
289		5	0.1%
290		4	0.1%
291		13	0.2%
292		17	0.2%
293		10	0.1%
294		14	0.2%
295		7	0.1%
296		9	0.1%
297		13	0.2%
306		37	0.5%
307		8	0.1%
308		41	0.5%
309		11	0.1%
310		11	0.1%
311		15	0.2%
312		13	0.2%
313		28	0.4%
314		32	0.4%
315		12	0.2%
316		4	0.1%
327		61	0.8%
328		34	0.4%
329		20	0.3%
330		26	0.3%
331		30	0.4%
332		49	0.6%
333		24	0.3%

## File : Locations dataset

# HexagonId: Hexagon Identifier

Value	Label	Cases	Percentage
334		32	0.4%
335		1	0.0%
346		12	0.2%
347		18	0.2%
348		63	0.8%
349		49	0.6%
350		60	0.8%
351		59	0.8%
352		35	0.5%
353		54	0.7%
367		37	0.5%
368		59	0.8%
369		26	0.3%
370		43	0.6%
371		37	0.5%
372		22	0.3%
387		24	0.3%
388		60	0.8%
389		35	0.5%
390		60	0.8%
407		51	0.7%
408		43	0.6%
409		35	0.5%
410		28	0.4%
425		27	0.4%
426		39	0.5%
427		30	0.4%
428		37	0.5%
429		66	0.9%
430		33	0.4%
444		27	0.4%
446		32	0.4%
447		37	0.5%
448		39	0.5%
449		52	0.7%
465		1	0.0%
466		10	0.1%
468		52	0.7%
469		42	0.6%
470		9	0.1%
486		3	0.0%
487		5	0.1%
488		31	0.4%

## File : Locations dataset

# HexagonId: Hexagon Identifier

Value	Label	Cases	Percentage
489		28	<div><div></div></div> 0.4%
490		19	<div><div></div></div> 0.3%
506		1	<div><div></div></div> 0.0%
507		27	<div><div></div></div> 0.4%
508		31	<div><div></div></div> 0.4%
509		34	<div><div></div></div> 0.4%
510		10	<div><div></div></div> 0.1%
511		9	<div><div></div></div> 0.1%
527		13	<div><div></div></div> 0.2%
528		24	<div><div></div></div> 0.3%
529		50	<div><div></div></div> 0.7%
548		9	<div><div></div></div> 0.1%
600		1	<div><div></div></div> 0.0%
620		10	<div><div></div></div> 0.1%
621		1	<div><div></div></div> 0.0%
639		2	<div><div></div></div> 0.0%
640		2	<div><div></div></div> 0.0%
641		3	<div><div></div></div> 0.0%
657		2	<div><div></div></div> 0.0%
658		2	<div><div></div></div> 0.0%
659		12	<div><div></div></div> 0.2%
660		5	<div><div></div></div> 0.1%
661		3	<div><div></div></div> 0.0%
677		7	<div><div></div></div> 0.1%
678		8	<div><div></div></div> 0.1%
679		5	<div><div></div></div> 0.1%
680		3	<div><div></div></div> 0.0%
681		1	<div><div></div></div> 0.0%
683		4	<div><div></div></div> 0.1%
696		6	<div><div></div></div> 0.1%
697		5	<div><div></div></div> 0.1%
698		3	<div><div></div></div> 0.0%
699		6	<div><div></div></div> 0.1%
700		4	<div><div></div></div> 0.1%
701		8	<div><div></div></div> 0.1%
702		4	<div><div></div></div> 0.1%
703		8	<div><div></div></div> 0.1%
706		8	<div><div></div></div> 0.1%
707		3	<div><div></div></div> 0.0%
711		1	<div><div></div></div> 0.0%
712		12	<div><div></div></div> 0.2%
713		19	<div><div></div></div> 0.3%
714		13	<div><div></div></div> 0.2%



## File : Locations dataset

# HexagonId: Hexagon Identifier

Value	Label	Cases	Percentage
715		13	<div><div></div></div> 0.2%
716		6	<div><div></div></div> 0.1%
717		3	<div><div></div></div> 0.0%
718		3	<div><div></div></div> 0.0%
719		8	<div><div></div></div> 0.1%
720		2	<div><div></div></div> 0.0%
721		7	<div><div></div></div> 0.1%
722		9	<div><div></div></div> 0.1%
723		3	<div><div></div></div> 0.0%
725		8	<div><div></div></div> 0.1%
726		3	<div><div></div></div> 0.0%
727		3	<div><div></div></div> 0.0%
733		12	<div><div></div></div> 0.2%
734		5	<div><div></div></div> 0.1%
735		5	<div><div></div></div> 0.1%
736		4	<div><div></div></div> 0.1%
737		7	<div><div></div></div> 0.1%
738		4	<div><div></div></div> 0.1%
739		4	<div><div></div></div> 0.1%
740		4	<div><div></div></div> 0.1%
741		3	<div><div></div></div> 0.0%
742		3	<div><div></div></div> 0.0%
745		5	<div><div></div></div> 0.1%
746		31	<div><div></div></div> 0.4%
747		14	<div><div></div></div> 0.2%
752		5	<div><div></div></div> 0.1%
753		16	<div><div></div></div> 0.2%
754		5	<div><div></div></div> 0.1%
755		12	<div><div></div></div> 0.2%
756		5	<div><div></div></div> 0.1%
757		12	<div><div></div></div> 0.2%
758		10	<div><div></div></div> 0.1%
759		4	<div><div></div></div> 0.1%
760		4	<div><div></div></div> 0.1%
762		5	<div><div></div></div> 0.1%
763		5	<div><div></div></div> 0.1%
764		11	<div><div></div></div> 0.1%
765		26	<div><div></div></div> 0.3%
766		24	<div><div></div></div> 0.3%
771		5	<div><div></div></div> 0.1%
772		8	<div><div></div></div> 0.1%
773		8	<div><div></div></div> 0.1%
774		6	<div><div></div></div> 0.1%












































## File : Locations dataset

# HexagonId: Hexagon Identifier

Value	Label	Cases	Percentage
775		4	<div></div> 0.1%
776		7	<div></div> 0.1%
777		3	<div></div> 0.0%
778		9	<div></div> 0.1%
779		3	<div></div> 0.0%
780		5	<div></div> 0.1%
782		9	<div></div> 0.1%
783		1	<div></div> 0.0%
784		13	<div></div> 0.2%
785		11	<div></div> 0.1%
791		3	<div></div> 0.0%
792		16	<div></div> 0.2%
793		10	<div></div> 0.1%
794		20	<div></div> 0.3%
795		18	<div></div> 0.2%
796		1	<div></div> 0.0%
797		5	<div></div> 0.1%
798		24	<div></div> 0.3%
799		10	<div></div> 0.1%
800		3	<div></div> 0.0%
801		3	<div></div> 0.0%
803		2	<div></div> 0.0%
804		1	<div></div> 0.0%
805		11	<div></div> 0.1%
806		19	<div></div> 0.3%
807		25	<div></div> 0.3%
811		13	<div></div> 0.2%
812		9	<div></div> 0.1%
813		8	<div></div> 0.1%
814		14	<div></div> 0.2%
815		3	<div></div> 0.0%
816		15	<div></div> 0.2%
817		1	<div></div> 0.0%
818		12	<div></div> 0.2%
819		6	<div></div> 0.1%
820		5	<div></div> 0.1%
821		9	<div></div> 0.1%
822		2	<div></div> 0.0%
827		2	<div></div> 0.0%
830		16	<div></div> 0.2%
831		15	<div></div> 0.2%
832		14	<div></div> 0.2%
833		17	<div></div> 0.2%

## File : Locations dataset

# HexagonId: Hexagon Identifier

Value	Label	Cases	Percentage
834		9	 0.1%
835		4	 0.1%
836		9	 0.1%
837		9	 0.1%
838		2	 0.0%
839		7	 0.1%
840		2	 0.0%
841		6	 0.1%
849		5	 0.1%
850		30	 0.4%
851		10	 0.1%
852		11	 0.1%
853		28	 0.4%
854		7	 0.1%
855		15	 0.2%
856		19	 0.3%
857		13	 0.2%
858		10	 0.1%
859		11	 0.1%
860		18	 0.2%
861		4	 0.1%
870		10	 0.1%
871		18	 0.2%
872		25	 0.3%
873		11	 0.1%
874		12	 0.2%
875		12	 0.2%
876		10	 0.1%
877		5	 0.1%
878		9	 0.1%
879		9	 0.1%
880		7	 0.1%
881		6	 0.1%
890		61	 0.8%
891		49	 0.6%
892		28	 0.4%
893		6	 0.1%
894		3	 0.0%
895		3	 0.0%
896		21	 0.3%
897		8	 0.1%
898		5	 0.1%
899		7	 0.1%

## File : Locations dataset

# HexagonId: Hexagon Identifier

Value	Label	Cases	Percentage
900		12	0.2%
901		4	0.1%
902		5	0.1%
911		89	1.2%
912		27	0.4%
913		33	0.4%
914		8	0.1%
915		6	0.1%
916		12	0.2%
917		8	0.1%
918		14	0.2%
919		22	0.3%
920		13	0.2%
921		7	0.1%
932		11	0.1%
933		4	0.1%
934		41	0.5%
935		14	0.2%
936		13	0.2%
937		22	0.3%
938		19	0.3%
939		18	0.2%
940		27	0.4%
941		9	0.1%
942		2	0.0%
954		21	0.3%
955		39	0.5%
956		36	0.5%
957		51	0.7%
958		47	0.6%
959		50	0.7%
960		68	0.9%
961		6	0.1%
975		55	0.7%
976		61	0.8%
977		71	0.9%
978		39	0.5%
979		63	0.8%
980		70	0.9%
995		26	0.3%
996		35	0.5%
997		57	0.8%
998		52	0.7%

## File : Locations dataset

# HexagonId: Hexagon Identifier

Value	Label	Cases	Percentage
999		20	<div><div></div></div> 0.3%
1000		33	<div><div></div></div> 0.4%
1017		4	<div><div></div></div> 0.1%
1018		70	<div><div></div></div> 0.9%
1019		29	<div><div></div></div> 0.4%
1020		37	<div><div></div></div> 0.5%
1037		23	<div><div></div></div> 0.3%
1038		44	<div><div></div></div> 0.6%
1039		29	<div><div></div></div> 0.4%
1040		53	<div><div></div></div> 0.7%
1041		21	<div><div></div></div> 0.3%
1057		43	<div><div></div></div> 0.6%
1058		24	<div><div></div></div> 0.3%
1059		26	<div><div></div></div> 0.3%
1060		33	<div><div></div></div> 0.4%
1061		51	<div><div></div></div> 0.7%
1062		19	<div><div></div></div> 0.3%
1078		3	<div><div></div></div> 0.0%
1079		7	<div><div></div></div> 0.1%
1080		32	<div><div></div></div> 0.4%
1081		23	<div><div></div></div> 0.3%
1082		52	<div><div></div></div> 0.7%
1101		38	<div><div></div></div> 0.5%
1102		33	<div><div></div></div> 0.4%
1103		33	<div><div></div></div> 0.4%
1104		11	<div><div></div></div> 0.1%
1121		3	<div><div></div></div> 0.0%
1122		28	<div><div></div></div> 0.4%
1123		25	<div><div></div></div> 0.3%
1124		33	<div><div></div></div> 0.4%
1125		5	<div><div></div></div> 0.1%
1126		1	<div><div></div></div> 0.0%
1142		5	<div><div></div></div> 0.1%
1143		31	<div><div></div></div> 0.4%
1144		24	<div><div></div></div> 0.3%
1145		33	<div><div></div></div> 0.4%
1146		23	<div><div></div></div> 0.3%
1164		1	<div><div></div></div> 0.0%
1165		15	<div><div></div></div> 0.2%
1166		2	<div><div></div></div> 0.0%
Sysmiss		1	

*Warning: these figures indicate the number of cases found in the data file. They cannot be interpreted as summary statistics of the population of interest.*

## File : Locations dataset

### # Num\_Individuals: Number of Individuals per LocationId

Information	[Type= continuous] [Format=numeric] [Range= 1-43] [Missing=*]
Statistics [NW/ W]	[Valid=7568 /-] [Invalid=0 /-] [Mean=3.887 /-] [StdDev=2.406 /-]

### # Num\_Households: Number of Households per LocationId

Information	[Type= continuous] [Format=numeric] [Range= 1-40] [Missing=*]
Statistics [NW/ W]	[Valid=7568 /-] [Invalid=0 /-] [Mean=1.145 /-] [StdDev=0.564 /-]

File : Individuals dataset

# StudyId: Study Identifier

Information

[Type= discrete] [Format=character] [Missing=\*]

Statistics [NW/ W]

[Valid=28626 /-] [Invalid=0 /-]

Value

Label

Cases

Percentage

TasP

28626

100.0%

Warning: these figures indicate the number of cases found in the data file. They cannot be interpreted as summary statistics of the population of interest.

# IndividualId: Individual Identifier

Information

[Type= continuous] [Format=numeric] [Range= 1-28596] [Missing=\*]

Statistics [NW/ W]

[Valid=28626 /-] [Invalid=0 /-] [Mean=14306.142 /-] [StdDev=8260.399 /-]

# HouseholdId: Household Identifier

Information

[Type= continuous] [Format=numeric] [Range= 1-7799] [Missing=\*]

Statistics [NW/ W]

[Valid=28626 /-] [Invalid=0 /-] [Mean=3894.408 /-] [StdDev=2252.405 /-]

# Sex: Sex

Information

[Type= discrete] [Format=character] [Missing=\*]

Statistics [NW/ W]

[Valid=28626 /-] [Invalid=0 /-]

Value

Label

Cases

Percentage

FEM

17971

62.8%

MAL

10655

37.2%

Warning: these figures indicate the number of cases found in the data file. They cannot be interpreted as summary statistics of the population of interest.

# DateOfBirth: DateOfBirth

Information

[Type= discrete] [Format=character] [Missing=\*]

Statistics [NW/ W]

[Valid=28625 /-]

# HighestEducationLevel: Highest Education Level Code

Information

[Type= continuous] [Format=numeric] [Range= 1-99] [Missing=\*]

Statistics [NW/ W]

[Valid=25812 /-] [Invalid=2814 /-] [Mean=6.607 /-] [StdDev=16.931 /-]

# HighestEducationLevelDesc: Highest Education Level Description

Information

[Type= discrete] [Format=character] [Missing=\*]

Statistics [NW/ W]

[Valid=25812 /-] [Invalid=0 /-]

Value

Label

Cases

Percentage

Completed Primary

693

2.7%

Completed Secondary

4664

18.1%

Deprecated (in IQ1/3, not IQ2)

730

2.8%

Don't know

2

0.0%

Higher

1585

6.1%

Missing

158

0.6%

None

4626

17.9%

Refused

2

0.0%

Some Secondary

9461

36.7%

Some primary

3891

15.1%

## File : Individuals dataset









### # HighestEducationLevelDesc: Highest Education Level Description

*Warning: these figures indicate the number of cases found in the data file. They cannot be interpreted as summary statistics of the population of interest.*

### # CurrentMaritalStatus: Current Marital Status Code

**Information** [Type= discrete] [Format=numeric] [Range= 1-9] [Missing=\*]

**Statistics [NW/ W]** [Valid=25812 /-] [Invalid=2814 /-]









Value	Label	Cases	Percentage
1		18399	 71.3%
2		1255	 4.9%
3		3189	 12.4%
4		921	 3.6%
5		49	 0.2%
6		1843	 7.1%
8		6	 0.0%
9		150	 0.6%
Sysmiss		2814	

*Warning: these figures indicate the number of cases found in the data file. They cannot be interpreted as summary statistics of the population of interest.*

### # CurrentMaritalStatusDesc: Current Marital Status Description

**Information** [Type= discrete] [Format=character] [Missing=\*]

**Statistics [NW/ W]** [Valid=25812 /-] [Invalid=0 /-]






Value	Label	Cases	Percentage
Divorced / Separated		49	 0.2%
Engaged		1255	 4.9%
Married (monogamous)		3189	 12.4%
Married (polygamous)		921	 3.6%
Missing		150	 0.6%
Never been married		18399	 71.3%
Refused		6	 0.0%
Widowed		1843	 7.1%

*Warning: these figures indicate the number of cases found in the data file. They cannot be interpreted as summary statistics of the population of interest.*

### # CurrentlyInEmployment: Currently In Employment Code

**Information** [Type= discrete] [Format=numeric] [Range= 1-9] [Missing=\*]

**Statistics [NW/ W]** [Valid=25812 /-] [Invalid=2814 /-]

Value	Label	Cases	Percentage
1		1517	 5.9%
2		1294	 5.0%
3		22814	 88.4%
8		1	 0.0%
9		186	 0.7%
Sysmiss		2814	

*Warning: these figures indicate the number of cases found in the data file. They cannot be interpreted as summary statistics of the population of interest.*



## File : Individuals dataset

### # CurrentlyInEmploymentDesc: Currently In Employment Description

**Information** [Type= discrete] [Format=character] [Missing=\*]

**Statistics [NW/ W]** [Valid=25812 /-] [Invalid=0 /-]

Value	Label	Cases	Percentage
Missing		186	0.7%
No, not employed		22814	88.4%
Refused		1	0.0%
Yes, full-time		1517	5.9%
Yes, part-time		1294	5.0%

*Warning: these figures indicate the number of cases found in the data file. They cannot be interpreted as summary statistics of the population of interest.*

File : Household dataset				
# StudyId: Study Identifier				
Information		[Type= discrete] [Format=character] [Missing=*]		
Statistics [NW/ W]		[Valid=7803 /-] [Invalid=0 /-]		
Value	Label	Cases	Percentage	
TasP		7803	100.0%	
Warning: these figures indicate the number of cases found in the data file. They cannot be interpreted as summary statistics of the population of interest.				
# HouseholdId: Household Identifier				
Information		[Type= continuous] [Format=numeric] [Range= 1-7799] [Missing=*]		
Statistics [NW/ W]		[Valid=7803 /-] [Invalid=0 /-] [Mean=3899.559 /-] [StdDev=2251.889 /-]		
# LocationId: Location Identifier				
Information		[Type= discrete] [Format=numeric] [Missing=*]		
Statistics [NW/ W]		[Valid=7802 /-] [Invalid=1 /-]		
# ClusterId: Cluster Identifier				
Information		[Type= continuous] [Format=numeric] [Range= 1-22] [Missing=*]		
Statistics [NW/ W]		[Valid=7802 /-] [Invalid=1 /-] [Mean=11.216 /-] [StdDev=5.507 /-]		
# AssetScore: Asset Score				
Information		[Type= discrete] [Format=numeric] [Range= 1-5] [Missing=*]		
Statistics [NW/ W]		[Valid=7736 /-] [Invalid=67 /-]		
Value	Label	Cases	Percentage	
1		1547	20.0%	
2		1547	20.0%	
3		1548	20.0%	
4		1549	20.0%	
5		1545	20.0%	
Sysmiss		67		
Warning: these figures indicate the number of cases found in the data file. They cannot be interpreted as summary statistics of the population of interest.				
# AssetScoreIndex: Asset Score Index				
Information		[Type= discrete] [Format=character] [Missing=*]		
Statistics [NW/ W]		[Valid=7736 /-] [Invalid=0 /-]		
Value	Label	Cases	Percentage	
Medium		1548	20.0%	
Poor		1547	20.0%	
Poorest		1547	20.0%	
Rich		1549	20.0%	
Richest		1545	20.0%	
Warning: these figures indicate the number of cases found in the data file. They cannot be interpreted as summary statistics of the population of interest.				

## File : Linkage to Care Dataset.

### # IndividualId: Individual Identifier

**Information** [Type= continuous] [Format=numeric] [Range= 1-28606] [Missing=\*]

**Statistics [NW/ W]** [Valid=26393 /-] [Invalid=0 /-] [Mean=14321.919 /-] [StdDev=8256.744 /-]

### # TestAgreedatFirstPositive: Test Agreed at First Positive Test

**Information** [Type= discrete] [Format=numeric] [Missing=\*]

**Statistics [NW/ W]** [Valid=7502 /-] [Invalid=18891 /-]

Value	Label	Cases	Percentage
20	Refused at home, to be tested at clinic	2	0.0%
25	No Rapid Test, known positive	1731	23.1%
30	No Rapid Test, on ART	3029	40.4%
35	Rapid test done, follow up at clinic	2740	36.5%
36	Rapid Test done, confirm result at clinic	0	
Sysmiss		18891	

*Warning: these figures indicate the number of cases found in the data file. They cannot be interpreted as summary statistics of the population of interest.*

### # FirstPositiveDate: Date of First Positive Test

**Information** [Type= discrete] [Format=character] [Missing=\*]

**Statistics [NW/ W]** [Valid=7502 /-]

Value	Label	Cases	Percentage
2012-03-09		4	0.1%
2012-03-12		5	0.1%
2012-03-13		2	0.0%
2012-03-14		2	0.0%
2012-03-15		2	0.0%
2012-03-16		4	0.1%
2012-03-20		5	0.1%
2012-03-22		1	0.0%
2012-03-23		1	0.0%
2012-03-24		1	0.0%
2012-03-27		5	0.1%
2012-03-28		2	0.0%
2012-03-30		5	0.1%
2012-03-31		1	0.0%
2012-04-02		2	0.0%
2012-04-03		4	0.1%
2012-04-04		2	0.0%
2012-04-05		2	0.0%
2012-04-11		5	0.1%
2012-04-12		4	0.1%
2012-04-13		4	0.1%
2012-04-16		2	0.0%
2012-04-17		5	0.1%
2012-04-18		3	0.0%
2012-04-19		1	0.0%
2012-04-20		4	0.1%

## File : Linkage to Care Dataset.

# FirstPositiveDate: Date of First Positive Test

Value	Label	Cases	Percentage
2012-04-23		4	0.1%
2012-04-24		3	0.0%
2012-04-25		3	0.0%
2012-04-26		2	0.0%
2012-04-30		2	0.0%
2012-05-02		6	0.1%
2012-05-03		3	0.0%
2012-05-04		2	0.0%
2012-05-07		5	0.1%
2012-05-08		1	0.0%
2012-05-09		6	0.1%
2012-05-10		6	0.1%
2012-05-11		4	0.1%
2012-05-14		2	0.0%
2012-05-15		1	0.0%
2012-05-16		1	0.0%
2012-05-17		2	0.0%
2012-05-18		2	0.0%
2012-05-22		1	0.0%
2012-05-23		1	0.0%
2012-05-24		4	0.1%
2012-05-25		1	0.0%
2012-05-30		2	0.0%
2012-05-31		1	0.0%
2012-06-01		2	0.0%
2012-06-02		1	0.0%
2012-06-05		2	0.0%
2012-06-06		1	0.0%
2012-06-07		1	0.0%
2012-06-09		2	0.0%
2012-06-12		1	0.0%
2012-06-19		2	0.0%
2012-06-22		1	0.0%
2012-06-23		2	0.0%
2012-06-26		2	0.0%
2012-06-27		2	0.0%
2012-06-28		3	0.0%
2012-07-11		1	0.0%
2012-07-17		2	0.0%
2012-07-18		9	0.1%
2012-07-19		4	0.1%
2012-07-20		2	0.0%
2012-07-21		5	0.1%

## File : Linkage to Care Dataset.

# FirstPositiveDate: Date of First Positive Test

Value	Label	Cases	Percentage
2012-07-23		1	0.0%
2012-07-24		2	0.0%
2012-07-26		5	0.1%
2012-07-27		2	0.0%
2012-07-28		1	0.0%
2012-07-30		1	0.0%
2012-07-31		8	0.1%
2012-08-01		4	0.1%
2012-08-02		4	0.1%
2012-08-03		1	0.0%
2012-08-04		3	0.0%
2012-08-05		1	0.0%
2012-08-07		3	0.0%
2012-08-08		2	0.0%
2012-08-10		3	0.0%
2012-08-14		2	0.0%
2012-08-15		4	0.1%
2012-08-16		3	0.0%
2012-08-17		2	0.0%
2012-08-18		3	0.0%
2012-08-21		4	0.1%
2012-08-22		4	0.1%
2012-08-24		5	0.1%
2012-08-25		2	0.0%
2012-08-28		2	0.0%
2012-08-29		3	0.0%
2012-08-30		3	0.0%
2012-08-31		8	0.1%
2012-09-04		6	0.1%
2012-09-05		3	0.0%
2012-09-06		2	0.0%
2012-09-08		1	0.0%
2012-09-11		2	0.0%
2012-09-12		3	0.0%
2012-09-13		3	0.0%
2012-09-18		5	0.1%
2012-09-19		6	0.1%
2012-09-20		4	0.1%
2012-09-21		5	0.1%
2012-09-26		4	0.1%
2012-09-27		3	0.0%
2012-09-28		1	0.0%
2012-09-29		5	0.1%

## File : Linkage to Care Dataset.

# FirstPositiveDate: Date of First Positive Test

Value	Label	Cases	Percentage
2012-09-30		1	0.0%
2012-10-01		3	0.0%
2012-10-03		2	0.0%
2012-10-04		1	0.0%
2012-10-09		2	0.0%
2012-10-10		2	0.0%
2012-10-11		5	0.1%
2012-10-12		4	0.1%
2012-10-13		1	0.0%
2012-10-16		2	0.0%
2012-10-17		2	0.0%
2012-10-18		1	0.0%
2012-10-23		1	0.0%
2012-10-24		3	0.0%
2012-11-12		1	0.0%
2012-11-15		1	0.0%
2012-11-16		3	0.0%
2012-11-19		2	0.0%
2012-11-20		1	0.0%
2012-11-23		1	0.0%
2012-11-27		2	0.0%
2012-11-28		1	0.0%
2012-12-02		1	0.0%
2012-12-03		1	0.0%
2012-12-05		1	0.0%
2012-12-06		3	0.0%
2012-12-07		1	0.0%
2012-12-08		3	0.0%
2012-12-10		1	0.0%
2012-12-12		1	0.0%
2012-12-13		2	0.0%
2012-12-14		1	0.0%
2012-12-15		2	0.0%
2012-12-18		1	0.0%
2012-12-19		1	0.0%
2013-01-09		1	0.0%
2013-01-11		1	0.0%
2013-01-12		1	0.0%
2013-01-15		2	0.0%
2013-01-17		1	0.0%
2013-01-18		3	0.0%
2013-01-22		1	0.0%
2013-01-23		7	0.1%

## File : Linkage to Care Dataset.

# FirstPositiveDate: Date of First Positive Test

Value	Label	Cases	Percentage
2013-01-24		12	<div><div></div></div> 0.2%
2013-01-25		20	<div><div></div></div> 0.3%
2013-01-26		2	<div><div></div></div> 0.0%
2013-01-30		5	<div><div></div></div> 0.1%
2013-01-31		9	<div><div></div></div> 0.1%
2013-02-01		17	<div><div></div></div> 0.2%
2013-02-04		18	<div><div></div></div> 0.2%
2013-02-05		16	<div><div></div></div> 0.2%
2013-02-06		12	<div><div></div></div> 0.2%
2013-02-07		8	<div><div></div></div> 0.1%
2013-02-08		14	<div><div></div></div> 0.2%
2013-02-11		15	<div><div></div></div> 0.2%
2013-02-12		17	<div><div></div></div> 0.2%
2013-02-13		11	<div><div></div></div> 0.1%
2013-02-14		14	<div><div></div></div> 0.2%
2013-02-15		13	<div><div></div></div> 0.2%
2013-02-17		2	<div><div></div></div> 0.0%
2013-02-18		12	<div><div></div></div> 0.2%
2013-02-19		11	<div><div></div></div> 0.1%
2013-02-20		12	<div><div></div></div> 0.2%
2013-02-21		9	<div><div></div></div> 0.1%
2013-02-22		11	<div><div></div></div> 0.1%
2013-02-26		2	<div><div></div></div> 0.0%
2013-02-27		21	<div><div></div></div> 0.3%
2013-02-28		6	<div><div></div></div> 0.1%
2013-03-01		15	<div><div></div></div> 0.2%
2013-03-04		10	<div><div></div></div> 0.1%
2013-03-05		13	<div><div></div></div> 0.2%
2013-03-06		5	<div><div></div></div> 0.1%
2013-03-07		18	<div><div></div></div> 0.2%
2013-03-08		7	<div><div></div></div> 0.1%
2013-03-10		1	<div><div></div></div> 0.0%
2013-03-12		20	<div><div></div></div> 0.3%
2013-03-13		15	<div><div></div></div> 0.2%
2013-03-14		19	<div><div></div></div> 0.3%
2013-03-15		12	<div><div></div></div> 0.2%
2013-03-16		9	<div><div></div></div> 0.1%
2013-03-18		16	<div><div></div></div> 0.2%
2013-03-19		16	<div><div></div></div> 0.2%
2013-03-20		19	<div><div></div></div> 0.3%
2013-03-22		3	<div><div></div></div> 0.0%
2013-03-26		15	<div><div></div></div> 0.2%
2013-03-27		4	<div><div></div></div> 0.1%

## File : Linkage to Care Dataset.

# FirstPositiveDate: Date of First Positive Test

Value	Label	Cases	Percentage
2013-03-28		11	<div></div> 0.1%
2013-04-02		13	<div></div> 0.2%
2013-04-03		13	<div></div> 0.2%
2013-04-04		11	<div></div> 0.1%
2013-04-05		15	<div></div> 0.2%
2013-04-09		11	<div></div> 0.1%
2013-04-10		14	<div></div> 0.2%
2013-04-11		24	<div></div> 0.3%
2013-04-12		20	<div></div> 0.3%
2013-04-13		9	<div></div> 0.1%
2013-04-15		16	<div></div> 0.2%
2013-04-16		10	<div></div> 0.1%
2013-04-17		11	<div></div> 0.1%
2013-04-18		13	<div></div> 0.2%
2013-04-19		7	<div></div> 0.1%
2013-04-23		5	<div></div> 0.1%
2013-04-24		5	<div></div> 0.1%
2013-04-25		10	<div></div> 0.1%
2013-04-26		11	<div></div> 0.1%
2013-04-29		16	<div></div> 0.2%
2013-04-30		9	<div></div> 0.1%
2013-05-02		14	<div></div> 0.2%
2013-05-03		8	<div></div> 0.1%
2013-05-04		1	<div></div> 0.0%
2013-05-05		1	<div></div> 0.0%
2013-05-07		16	<div></div> 0.2%
2013-05-08		13	<div></div> 0.2%
2013-05-09		10	<div></div> 0.1%
2013-05-10		14	<div></div> 0.2%
2013-05-11		4	<div></div> 0.1%
2013-05-13		15	<div></div> 0.2%
2013-05-14		26	<div></div> 0.3%
2013-05-15		16	<div></div> 0.2%
2013-05-16		24	<div></div> 0.3%
2013-05-17		26	<div></div> 0.3%
2013-05-18		1	<div></div> 0.0%
2013-05-21		14	<div></div> 0.2%
2013-05-22		3	<div></div> 0.0%
2013-05-23		34	<div></div> 0.5%
2013-05-24		15	<div></div> 0.2%
2013-05-25		15	<div></div> 0.2%
2013-05-27		16	<div></div> 0.2%
2013-05-28		17	<div></div> 0.2%



## File : Linkage to Care Dataset.

# FirstPositiveDate: Date of First Positive Test

Value	Label	Cases	Percentage
2013-05-29		20	0.3%
2013-05-30		13	0.2%
2013-05-31		13	0.2%
2013-06-04		8	0.1%
2013-06-05		18	0.2%
2013-06-06		5	0.1%
2013-06-07		8	0.1%
2013-06-08		1	0.0%
2013-06-10		13	0.2%
2013-06-11		7	0.1%
2013-06-12		11	0.1%
2013-06-13		11	0.1%
2013-06-14		4	0.1%
2013-06-19		2	0.0%
2013-06-20		7	0.1%
2013-06-21		6	0.1%
2013-06-22		4	0.1%
2013-06-24		5	0.1%
2013-06-25		5	0.1%
2013-06-26		3	0.0%
2013-06-27		2	0.0%
2013-06-28		5	0.1%
2013-06-29		1	0.0%
2013-07-02		13	0.2%
2013-07-03		2	0.0%
2013-07-04		3	0.0%
2013-07-05		12	0.2%
2013-07-06		16	0.2%
2013-07-08		9	0.1%
2013-07-09		14	0.2%
2013-07-10		5	0.1%
2013-07-11		15	0.2%
2013-07-12		8	0.1%
2013-07-16		23	0.3%
2013-07-17		16	0.2%
2013-07-18		7	0.1%
2013-07-19		8	0.1%
2013-07-20		12	0.2%
2013-07-22		8	0.1%
2013-07-23		18	0.2%
2013-07-24		17	0.2%
2013-07-25		14	0.2%
2013-07-26		9	0.1%

## File : Linkage to Care Dataset.

# FirstPositiveDate: Date of First Positive Test

Value	Label	Cases	Percentage
2013-07-30		6	<div><div></div></div> 0.1%
2013-07-31		6	<div><div></div></div> 0.1%
2013-08-01		4	<div><div></div></div> 0.1%
2013-08-02		5	<div><div></div></div> 0.1%
2013-08-05		1	<div><div></div></div> 0.0%
2013-08-06		2	<div><div></div></div> 0.0%
2013-08-08		4	<div><div></div></div> 0.1%
2013-08-12		3	<div><div></div></div> 0.0%
2013-08-13		10	<div><div></div></div> 0.1%
2013-08-14		6	<div><div></div></div> 0.1%
2013-08-15		14	<div><div></div></div> 0.2%
2013-08-17		11	<div><div></div></div> 0.1%
2013-08-19		12	<div><div></div></div> 0.2%
2013-08-20		13	<div><div></div></div> 0.2%
2013-08-21		16	<div><div></div></div> 0.2%
2013-08-22		11	<div><div></div></div> 0.1%
2013-08-27		13	<div><div></div></div> 0.2%
2013-08-28		7	<div><div></div></div> 0.1%
2013-08-29		8	<div><div></div></div> 0.1%
2013-08-30		5	<div><div></div></div> 0.1%
2013-08-31		1	<div><div></div></div> 0.0%
2013-09-02		5	<div><div></div></div> 0.1%
2013-09-03		4	<div><div></div></div> 0.1%
2013-09-04		5	<div><div></div></div> 0.1%
2013-09-05		11	<div><div></div></div> 0.1%
2013-09-06		4	<div><div></div></div> 0.1%
2013-09-10		3	<div><div></div></div> 0.0%
2013-09-11		1	<div><div></div></div> 0.0%
2013-09-12		4	<div><div></div></div> 0.1%
2013-09-13		9	<div><div></div></div> 0.1%
2013-09-14		16	<div><div></div></div> 0.2%
2013-09-15		1	<div><div></div></div> 0.0%
2013-09-16		8	<div><div></div></div> 0.1%
2013-09-17		11	<div><div></div></div> 0.1%
2013-09-18		6	<div><div></div></div> 0.1%
2013-09-19		7	<div><div></div></div> 0.1%
2013-09-20		5	<div><div></div></div> 0.1%
2013-09-25		8	<div><div></div></div> 0.1%
2013-09-26		13	<div><div></div></div> 0.2%
2013-09-27		7	<div><div></div></div> 0.1%
2013-09-28		3	<div><div></div></div> 0.0%
2013-09-30		5	<div><div></div></div> 0.1%
2013-10-01		4	<div><div></div></div> 0.1%












































## File : Linkage to Care Dataset.

# FirstPositiveDate: Date of First Positive Test

Value	Label	Cases	Percentage
2013-10-02		7	<div><div></div></div> 0.1%
2013-10-03		14	<div><div></div></div> 0.2%
2013-10-04		6	<div><div></div></div> 0.1%
2013-10-05		3	<div><div></div></div> 0.0%
2013-10-08		9	<div><div></div></div> 0.1%
2013-10-09		6	<div><div></div></div> 0.1%
2013-10-10		11	<div><div></div></div> 0.1%
2013-10-11		8	<div><div></div></div> 0.1%
2013-10-12		3	<div><div></div></div> 0.0%
2013-10-14		17	<div><div></div></div> 0.2%
2013-10-15		4	<div><div></div></div> 0.1%
2013-10-16		13	<div><div></div></div> 0.2%
2013-10-17		10	<div><div></div></div> 0.1%
2013-10-18		8	<div><div></div></div> 0.1%
2013-10-22		3	<div><div></div></div> 0.0%
2013-10-23		12	<div><div></div></div> 0.2%
2013-10-24		4	<div><div></div></div> 0.1%
2013-10-25		7	<div><div></div></div> 0.1%
2013-10-26		1	<div><div></div></div> 0.0%
2013-10-28		6	<div><div></div></div> 0.1%
2013-10-30		7	<div><div></div></div> 0.1%
2013-10-31		4	<div><div></div></div> 0.1%
2013-11-01		2	<div><div></div></div> 0.0%
2013-11-02		3	<div><div></div></div> 0.0%
2013-11-03		1	<div><div></div></div> 0.0%
2013-11-06		3	<div><div></div></div> 0.0%
2013-11-07		5	<div><div></div></div> 0.1%
2013-11-08		6	<div><div></div></div> 0.1%
2013-11-09		1	<div><div></div></div> 0.0%
2013-11-10		1	<div><div></div></div> 0.0%
2013-11-12		4	<div><div></div></div> 0.1%
2013-11-13		6	<div><div></div></div> 0.1%
2013-11-14		10	<div><div></div></div> 0.1%
2013-11-15		2	<div><div></div></div> 0.0%
2013-11-16		1	<div><div></div></div> 0.0%
2013-11-19		7	<div><div></div></div> 0.1%
2013-11-20		8	<div><div></div></div> 0.1%
2013-11-21		6	<div><div></div></div> 0.1%
2013-11-22		5	<div><div></div></div> 0.1%
2013-11-23		4	<div><div></div></div> 0.1%
2013-11-24		3	<div><div></div></div> 0.0%
2013-11-25		4	<div><div></div></div> 0.1%
2013-11-26		4	<div><div></div></div> 0.1%

## File : Linkage to Care Dataset.

# FirstPositiveDate: Date of First Positive Test

Value	Label	Cases	Percentage
2013-11-27		5	 0.1%
2013-11-28		8	 0.1%
2013-11-29		10	 0.1%
2013-12-01		2	 0.0%
2013-12-03		1	 0.0%
2013-12-04		6	 0.1%
2013-12-05		11	 0.1%
2013-12-06		5	 0.1%
2013-12-07		8	 0.1%
2013-12-08		4	 0.1%
2013-12-09		7	 0.1%
2013-12-10		4	 0.1%
2013-12-11		1	 0.0%
2013-12-12		4	 0.1%
2014-01-06		1	 0.0%
2014-01-07		4	 0.1%
2014-01-08		2	 0.0%
2014-01-09		5	 0.1%
2014-01-10		8	 0.1%
2014-01-14		2	 0.0%
2014-01-16		7	 0.1%
2014-01-17		3	 0.0%
2014-01-18		2	 0.0%
2014-01-19		3	 0.0%
2014-01-20		3	 0.0%
2014-01-21		5	 0.1%
2014-01-23		5	 0.1%
2014-01-28		3	 0.0%
2014-01-29		3	 0.0%
2014-01-30		2	 0.0%
2014-01-31		1	 0.0%
2014-02-01		1	 0.0%
2014-02-03		4	 0.1%
2014-02-04		3	 0.0%
2014-02-05		2	 0.0%
2014-02-06		4	 0.1%
2014-02-07		3	 0.0%
2014-02-11		2	 0.0%
2014-02-12		3	 0.0%
2014-02-13		2	 0.0%
2014-02-14		1	 0.0%
2014-02-16		4	 0.1%
2014-02-20		2	 0.0%

## File : Linkage to Care Dataset.

# FirstPositiveDate: Date of First Positive Test

Value	Label	Cases	Percentage
2014-02-22		1	0.0%
2014-02-27		3	0.0%
2014-02-28		3	0.0%
2014-03-01		1	0.0%
2014-03-02		4	0.1%
2014-05-06		1	0.0%
2014-05-20		1	0.0%
2014-06-02		1	0.0%
2014-06-03		2	0.0%
2014-06-04		1	0.0%
2014-06-05		7	0.1%
2014-06-06		4	0.1%
2014-06-09		6	0.1%
2014-06-10		3	0.0%
2014-06-11		9	0.1%
2014-06-12		15	0.2%
2014-06-17		1	0.0%
2014-06-18		5	0.1%
2014-06-19		4	0.1%
2014-06-20		4	0.1%
2014-06-21		6	0.1%
2014-06-22		4	0.1%
2014-06-23		9	0.1%
2014-06-24		9	0.1%
2014-06-25		3	0.0%
2014-06-26		10	0.1%
2014-06-27		4	0.1%
2014-06-28		1	0.0%
2014-06-29		2	0.0%
2014-06-30		1	0.0%
2014-07-01		5	0.1%
2014-07-02		5	0.1%
2014-07-03		6	0.1%
2014-07-04		1	0.0%
2014-07-05		6	0.1%
2014-07-07		1	0.0%
2014-07-08		17	0.2%
2014-07-09		7	0.1%
2014-07-10		8	0.1%
2014-07-11		12	0.2%
2014-07-13		2	0.0%
2014-07-15		6	0.1%
2014-07-16		18	0.2%

## File : Linkage to Care Dataset.

# FirstPositiveDate: Date of First Positive Test

Value	Label	Cases	Percentage
2014-07-17		15	0.2%
2014-07-18		12	0.2%
2014-07-19		18	0.2%
2014-07-20		4	0.1%
2014-07-21		8	0.1%
2014-07-22		10	0.1%
2014-07-23		8	0.1%
2014-07-24		21	0.3%
2014-07-25		19	0.3%
2014-07-26		5	0.1%
2014-07-27		3	0.0%
2014-07-29		6	0.1%
2014-07-30		8	0.1%
2014-07-31		16	0.2%
2014-08-01		10	0.1%
2014-08-02		5	0.1%
2014-08-03		4	0.1%
2014-08-04		15	0.2%
2014-08-05		20	0.3%
2014-08-06		17	0.2%
2014-08-07		41	0.5%
2014-08-08		25	0.3%
2014-08-09		1	0.0%
2014-08-10		6	0.1%
2014-08-12		57	0.8%
2014-08-13		33	0.4%
2014-08-14		40	0.5%
2014-08-15		29	0.4%
2014-08-16		15	0.2%
2014-08-17		6	0.1%
2014-08-18		38	0.5%
2014-08-19		48	0.6%
2014-08-20		15	0.2%
2014-08-21		37	0.5%
2014-08-22		16	0.2%
2014-08-23		3	0.0%
2014-08-24		3	0.0%
2014-08-26		27	0.4%
2014-08-27		29	0.4%
2014-08-28		25	0.3%
2014-08-29		42	0.6%
2014-08-30		21	0.3%
2014-08-31		5	0.1%

## File : Linkage to Care Dataset.

# FirstPositiveDate: Date of First Positive Test

Value	Label	Cases	Percentage
2014-09-01		34	0.5%
2014-09-02		46	0.6%
2014-09-04		47	0.6%
2014-09-05		42	0.6%
2014-09-06		5	0.1%
2014-09-07		6	0.1%
2014-09-09		51	0.7%
2014-09-10		53	0.7%
2014-09-11		30	0.4%
2014-09-12		51	0.7%
2014-09-13		44	0.6%
2014-09-14		8	0.1%
2014-09-15		46	0.6%
2014-09-16		62	0.8%
2014-09-17		43	0.6%
2014-09-18		57	0.8%
2014-09-19		50	0.7%
2014-09-20		3	0.0%
2014-09-21		3	0.0%
2014-09-22		1	0.0%
2014-09-23		48	0.6%
2014-09-25		23	0.3%
2014-09-26		30	0.4%
2014-09-27		26	0.3%
2014-09-28		6	0.1%
2014-09-29		4	0.1%
2014-09-30		30	0.4%
2014-10-01		23	0.3%
2014-10-02		51	0.7%
2014-10-03		40	0.5%
2014-10-04		11	0.1%
2014-10-05		8	0.1%
2014-10-07		28	0.4%
2014-10-08		32	0.4%
2014-10-09		25	0.3%
2014-10-10		33	0.4%
2014-10-11		21	0.3%
2014-10-12		8	0.1%
2014-10-13		21	0.3%
2014-10-14		34	0.5%
2014-10-15		38	0.5%
2014-10-16		34	0.5%
2014-10-17		2	0.0%

## File : Linkage to Care Dataset.

# FirstPositiveDate: Date of First Positive Test

Value	Label	Cases	Percentage
2014-10-18		5	<div><div></div></div> 0.1%
2014-10-19		6	<div><div></div></div> 0.1%
2014-10-20		1	<div><div></div></div> 0.0%
2014-10-21		43	<div><div></div></div> 0.6%
2014-10-22		28	<div><div></div></div> 0.4%
2014-10-23		22	<div><div></div></div> 0.3%
2014-10-24		36	<div><div></div></div> 0.5%
2014-10-25		16	<div><div></div></div> 0.2%
2014-10-26		7	<div><div></div></div> 0.1%
2014-10-27		39	<div><div></div></div> 0.5%
2014-10-28		37	<div><div></div></div> 0.5%
2014-10-29		41	<div><div></div></div> 0.5%
2014-10-30		28	<div><div></div></div> 0.4%
2014-10-31		7	<div><div></div></div> 0.1%
2014-11-01		3	<div><div></div></div> 0.0%
2014-11-02		7	<div><div></div></div> 0.1%
2014-11-08		22	<div><div></div></div> 0.3%
2014-11-09		25	<div><div></div></div> 0.3%
2014-11-10		29	<div><div></div></div> 0.4%
2014-11-15		22	<div><div></div></div> 0.3%
2014-11-16		33	<div><div></div></div> 0.4%
2014-11-17		37	<div><div></div></div> 0.5%
2014-11-20		1	<div><div></div></div> 0.0%
2014-11-22		29	<div><div></div></div> 0.4%
2014-11-23		34	<div><div></div></div> 0.5%
2014-11-24		22	<div><div></div></div> 0.3%
2014-11-29		13	<div><div></div></div> 0.2%
2014-11-30		20	<div><div></div></div> 0.3%
2014-12-01		4	<div><div></div></div> 0.1%
2014-12-06		2	<div><div></div></div> 0.0%
2014-12-08		4	<div><div></div></div> 0.1%
2015-01-22		1	<div><div></div></div> 0.0%
2015-01-23		2	<div><div></div></div> 0.0%
2015-01-26		2	<div><div></div></div> 0.0%
2015-01-28		1	<div><div></div></div> 0.0%
2015-01-30		12	<div><div></div></div> 0.2%
2015-01-31		13	<div><div></div></div> 0.2%
2015-02-01		3	<div><div></div></div> 0.0%
2015-02-02		2	<div><div></div></div> 0.0%
2015-02-03		3	<div><div></div></div> 0.0%
2015-02-04		9	<div><div></div></div> 0.1%
2015-02-05		8	<div><div></div></div> 0.1%
2015-02-06		3	<div><div></div></div> 0.0%



## File : Linkage to Care Dataset.

# FirstPositiveDate: Date of First Positive Test

Value	Label	Cases	Percentage
2015-02-11		13	<div></div> 0.2%
2015-02-12		9	<div></div> 0.1%
2015-02-13		9	<div></div> 0.1%
2015-02-14		9	<div></div> 0.1%
2015-02-15		3	<div></div> 0.0%
2015-02-16		12	<div></div> 0.2%
2015-02-17		11	<div></div> 0.1%
2015-02-18		14	<div></div> 0.2%
2015-02-19		8	<div></div> 0.1%
2015-02-20		19	<div></div> 0.3%
2015-02-21		3	<div></div> 0.0%
2015-02-24		10	<div></div> 0.1%
2015-02-25		12	<div></div> 0.2%
2015-02-26		7	<div></div> 0.1%
2015-02-27		4	<div></div> 0.1%
2015-02-28		12	<div></div> 0.2%
2015-03-01		3	<div></div> 0.0%
2015-03-02		4	<div></div> 0.1%
2015-03-03		7	<div></div> 0.1%
2015-03-04		6	<div></div> 0.1%
2015-03-05		7	<div></div> 0.1%
2015-03-06		8	<div></div> 0.1%
2015-03-07		4	<div></div> 0.1%
2015-03-08		3	<div></div> 0.0%
2015-03-10		1	<div></div> 0.0%
2015-03-11		4	<div></div> 0.1%
2015-03-12		4	<div></div> 0.1%
2015-03-13		9	<div></div> 0.1%
2015-03-14		7	<div></div> 0.1%
2015-03-15		6	<div></div> 0.1%
2015-03-16		3	<div></div> 0.0%
2015-03-17		7	<div></div> 0.1%
2015-03-18		10	<div></div> 0.1%
2015-03-19		6	<div></div> 0.1%
2015-03-20		7	<div></div> 0.1%
2015-03-21		1	<div></div> 0.0%
2015-03-22		1	<div></div> 0.0%
2015-03-24		11	<div></div> 0.1%
2015-03-25		7	<div></div> 0.1%
2015-03-26		18	<div></div> 0.2%
2015-03-27		14	<div></div> 0.2%
2015-03-28		10	<div></div> 0.1%
2015-03-30		10	<div></div> 0.1%

## File : Linkage to Care Dataset.

# FirstPositiveDate: Date of First Positive Test

Value	Label	Cases	Percentage
2015-03-31		10	0.1%
2015-04-01		11	0.1%
2015-04-02		10	0.1%
2015-04-08		23	0.3%
2015-04-09		10	0.1%
2015-04-10		14	0.2%
2015-04-11		18	0.2%
2015-04-12		2	0.0%
2015-04-13		14	0.2%
2015-04-14		10	0.1%
2015-04-15		16	0.2%
2015-04-16		21	0.3%
2015-04-17		13	0.2%
2015-04-18		4	0.1%
2015-04-19		4	0.1%
2015-04-21		15	0.2%
2015-04-22		12	0.2%
2015-04-23		17	0.2%
2015-04-24		10	0.1%
2015-04-25		13	0.2%
2015-04-26		4	0.1%
2015-04-28		15	0.2%
2015-04-29		16	0.2%
2015-04-30		14	0.2%
2015-05-02		4	0.1%
2015-05-03		3	0.0%
2015-05-05		15	0.2%
2015-05-06		4	0.1%
2015-05-07		7	0.1%
2015-05-08		20	0.3%
2015-05-09		23	0.3%
2015-05-10		1	0.0%
2015-05-12		20	0.3%
2015-05-13		22	0.3%
2015-05-14		14	0.2%
2015-05-15		23	0.3%
2015-05-16		19	0.3%
2015-05-17		6	0.1%
2015-05-19		17	0.2%
2015-05-20		13	0.2%
2015-05-21		17	0.2%
2015-05-22		14	0.2%
2015-05-23		32	0.4%

## File : Linkage to Care Dataset.

# FirstPositiveDate: Date of First Positive Test

Value	Label	Cases	Percentage
2015-05-24		8	<div><div></div></div> 0.1%
2015-05-26		25	<div><div></div></div> 0.3%
2015-05-27		13	<div><div></div></div> 0.2%
2015-05-28		23	<div><div></div></div> 0.3%
2015-05-29		20	<div><div></div></div> 0.3%
2015-05-30		24	<div><div></div></div> 0.3%
2015-05-31		2	<div><div></div></div> 0.0%
2015-06-02		12	<div><div></div></div> 0.2%
2015-06-03		29	<div><div></div></div> 0.4%
2015-06-04		13	<div><div></div></div> 0.2%
2015-06-05		11	<div><div></div></div> 0.1%
2015-06-06		19	<div><div></div></div> 0.3%
2015-06-07		3	<div><div></div></div> 0.0%
2015-06-09		16	<div><div></div></div> 0.2%
2015-06-10		16	<div><div></div></div> 0.2%
2015-06-11		21	<div><div></div></div> 0.3%
2015-06-12		27	<div><div></div></div> 0.4%
2015-06-13		17	<div><div></div></div> 0.2%
2015-06-14		3	<div><div></div></div> 0.0%
2015-06-17		14	<div><div></div></div> 0.2%
2015-06-18		12	<div><div></div></div> 0.2%
2015-06-19		21	<div><div></div></div> 0.3%
2015-06-20		22	<div><div></div></div> 0.3%
2015-06-21		3	<div><div></div></div> 0.0%
2015-06-23		26	<div><div></div></div> 0.3%
2015-06-24		14	<div><div></div></div> 0.2%
2015-06-25		7	<div><div></div></div> 0.1%
2015-06-26		11	<div><div></div></div> 0.1%
2015-06-27		14	<div><div></div></div> 0.2%
2015-06-28		9	<div><div></div></div> 0.1%
2015-06-30		10	<div><div></div></div> 0.1%
2015-07-01		4	<div><div></div></div> 0.1%
2015-07-02		7	<div><div></div></div> 0.1%
2015-07-03		2	<div><div></div></div> 0.0%
2015-07-04		9	<div><div></div></div> 0.1%
2015-07-05		12	<div><div></div></div> 0.2%
2015-07-07		5	<div><div></div></div> 0.1%
2015-07-08		6	<div><div></div></div> 0.1%
2015-07-09		10	<div><div></div></div> 0.1%
2015-07-10		1	<div><div></div></div> 0.0%
2015-07-11		1	<div><div></div></div> 0.0%
2015-07-12		1	<div><div></div></div> 0.0%
2015-07-14		1	<div><div></div></div> 0.0%

## File : Linkage to Care Dataset.

# FirstPositiveDate: Date of First Positive Test

Value	Label	Cases	Percentage
2015-07-21		2	0.0%
2015-07-22		1	0.0%
2015-07-24		1	0.0%
2015-07-25		2	0.0%
2015-07-28		2	0.0%
2015-07-29		4	0.1%
2015-07-30		8	0.1%
2015-07-31		3	0.0%
2015-08-01		4	0.1%
2015-08-04		6	0.1%
2015-08-05		2	0.0%
2015-08-06		7	0.1%
2015-08-07		6	0.1%
2015-08-08		1	0.0%
2015-08-09		2	0.0%
2015-08-12		3	0.0%
2015-08-13		14	0.2%
2015-08-14		4	0.1%
2015-08-15		7	0.1%
2015-08-18		2	0.0%
2015-08-19		6	0.1%
2015-08-20		7	0.1%
2015-08-22		7	0.1%
2015-08-23		1	0.0%
2015-08-25		4	0.1%
2015-08-26		8	0.1%
2015-08-27		4	0.1%
2015-08-28		9	0.1%
2015-08-29		9	0.1%
2015-08-30		3	0.0%
2015-09-01		2	0.0%
2015-09-02		8	0.1%
2015-09-03		8	0.1%
2015-09-04		8	0.1%
2015-09-05		8	0.1%
2015-09-06		3	0.0%
2015-09-08		7	0.1%
2015-09-09		7	0.1%
2015-09-10		17	0.2%
2015-09-11		2	0.0%
2015-09-12		7	0.1%
2015-09-13		1	0.0%
2015-09-15		3	0.0%

## File : Linkage to Care Dataset.

# FirstPositiveDate: Date of First Positive Test

Value	Label	Cases	Percentage
2015-09-16		2	0.0%
2015-09-17		10	0.1%
2015-09-18		11	0.1%
2015-09-19		11	0.1%
2015-09-20		3	0.0%
2015-09-22		4	0.1%
2015-09-23		8	0.1%
2015-09-25		6	0.1%
2015-09-26		10	0.1%
2015-09-27		2	0.0%
2015-09-29		10	0.1%
2015-09-30		6	0.1%
2015-10-01		4	0.1%
2015-10-02		8	0.1%
2015-10-03		10	0.1%
2015-10-04		2	0.0%
2015-10-06		3	0.0%
2015-10-07		3	0.0%
2015-10-09		8	0.1%
2015-10-10		7	0.1%
2015-10-11		2	0.0%
2015-10-13		6	0.1%
2015-10-14		6	0.1%
2015-10-15		8	0.1%
2015-10-16		7	0.1%
2015-10-17		3	0.0%
2015-10-18		3	0.0%
2015-10-19		1	0.0%
2015-10-20		4	0.1%
2015-10-21		6	0.1%
2015-10-22		2	0.0%
2015-10-23		3	0.0%
2015-10-24		7	0.1%
2015-10-25		2	0.0%
2015-10-27		3	0.0%
2015-10-28		4	0.1%
2015-10-29		9	0.1%
2015-10-30		6	0.1%
2015-10-31		5	0.1%
2015-11-01		2	0.0%
2015-11-04		4	0.1%
2015-11-05		10	0.1%
2015-11-06		16	0.2%

## File : Linkage to Care Dataset.

### # FirstPositiveDate: Date of First Positive Test

Value	Label	Cases	Percentage
2015-11-07		4	0.1%
2015-11-11		1	0.0%
2015-11-12		6	0.1%
2015-11-13		8	0.1%
2015-11-14		10	0.1%
2015-11-15		2	0.0%
2015-11-17		3	0.0%
2015-11-18		2	0.0%
2015-11-19		6	0.1%
2015-11-20		1	0.0%
2015-11-21		1	0.0%
2015-11-22		1	0.0%
2015-11-28		1	0.0%
2015-11-29		1	0.0%
2015-11-30		2	0.0%
2015-12-02		1	0.0%
2016-01-13		2	0.0%
2016-01-14		4	0.1%
2016-01-15		1	0.0%
2016-01-21		1	0.0%
2016-01-28		2	0.0%
2016-01-29		2	0.0%
2016-02-02		1	0.0%
2016-02-03		2	0.0%
2016-02-05		2	0.0%
2016-02-06		2	0.0%
2016-02-07		2	0.0%
2016-02-09		5	0.1%
2016-02-10		5	0.1%

Warning: these figures indicate the number of cases found in the data file. They cannot be interpreted as summary statistics of the population of interest.

### # TestAgreedatLastContact: Test Agreed at Last Contact

Information		[Type= discrete] [Format=numeric] [Missing=*]	
Statistics [NW/ W]		[Valid=26393 /-] [Invalid=0 /-]	
Value	Label	Cases	Percentage
5	Refused all	2196	<div></div> 8.3%
20	Refused at home, to be tested at clinic	379	<div></div> 1.4%
25	No Rapid Test, known positive	1245	<div></div> 4.7%
30	No Rapid Test, on ART	4300	<div></div> 16.3%
35	Rapid test done, follow up at clinic	1088	<div></div> 4.1%
36	Rapid Test done, confirm result at clinic	27	<div></div> 0.1%
37	Rapid Test invalid, repeat at clinic	9	<div></div> 0.0%
40	Rapid Test done, followup next surveu round	13625	<div></div> 51.6%
45	Rapid Test refused, follow up next survey round	3524	<div></div> 13.4%

## File : Linkage to Care Dataset.

### # TestAgreedatLastContact: Test Agreed at Last Contact

*Warning: these figures indicate the number of cases found in the data file. They cannot be interpreted as summary statistics of the population of interest.*

### # LastHHContactDate: Date of Last Household Contact

**Information** [Type= discrete] [Format=character] [Missing=\*]

**Statistics [NW/ W]** [Valid=26393 /-]

Value	Label	Cases	Percentage
2012-03-09		1	0.0%
2012-03-12		3	0.0%
2012-03-13		1	0.0%
2012-03-15		4	0.0%
2012-03-16		2	0.0%
2012-03-20		2	0.0%
2012-03-22		3	0.0%
2012-03-23		1	0.0%
2012-03-24		1	0.0%
2012-03-27		4	0.0%
2012-03-28		1	0.0%
2012-03-30		2	0.0%
2012-04-02		2	0.0%
2012-04-03		1	0.0%
2012-04-04		1	0.0%
2012-04-05		3	0.0%
2012-04-10		4	0.0%
2012-04-11		1	0.0%
2012-04-12		2	0.0%
2012-04-13		2	0.0%
2012-04-16		4	0.0%
2012-04-17		3	0.0%
2012-04-18		3	0.0%
2012-04-19		3	0.0%
2012-04-20		2	0.0%
2012-04-23		3	0.0%
2012-04-24		2	0.0%
2012-04-25		3	0.0%
2012-04-26		3	0.0%
2012-04-30		6	0.0%
2012-05-02		4	0.0%
2012-05-03		2	0.0%
2012-05-04		1	0.0%
2012-05-07		3	0.0%
2012-05-08		6	0.0%
2012-05-09		8	0.0%
2012-05-10		2	0.0%
2012-05-11		2	0.0%
2012-05-14		1	0.0%

## File : Linkage to Care Dataset.

# LastHHContactDate: Date of Last Household Contact

Value	Label	Cases	Percentage
2012-05-15		1	0.0%
2012-05-16		1	0.0%
2012-05-17		1	0.0%
2012-05-18		4	0.0%
2012-05-22		2	0.0%
2012-05-23		1	0.0%
2012-05-24		1	0.0%
2012-05-26		3	0.0%
2012-05-29		2	0.0%
2012-05-30		1	0.0%
2012-05-31		2	0.0%
2012-06-01		3	0.0%
2012-06-02		1	0.0%
2012-06-05		2	0.0%
2012-06-06		1	0.0%
2012-06-08		1	0.0%
2012-06-09		1	0.0%
2012-06-12		1	0.0%
2012-06-20		1	0.0%
2012-06-23		3	0.0%
2012-06-27		2	0.0%
2012-06-28		2	0.0%
2012-07-11		1	0.0%
2012-07-17		3	0.0%
2012-07-18		3	0.0%
2012-07-19		3	0.0%
2012-07-20		3	0.0%
2012-07-21		7	0.0%
2012-07-24		2	0.0%
2012-07-25		3	0.0%
2012-07-26		4	0.0%
2012-07-27		3	0.0%
2012-07-28		3	0.0%
2012-07-31		2	0.0%
2012-08-01		3	0.0%
2012-08-02		3	0.0%
2012-08-03		3	0.0%
2012-08-04		4	0.0%
2012-08-07		1	0.0%
2012-08-08		4	0.0%
2012-08-10		2	0.0%
2012-08-11		1	0.0%
2012-08-14		3	0.0%



## File : Linkage to Care Dataset.

# LastHHContactDate: Date of Last Household Contact

Value	Label	Cases	Percentage
2012-08-15		4	0.0%
2012-08-16		2	0.0%
2012-08-17		5	0.0%
2012-08-18		3	0.0%
2012-08-21		5	0.0%
2012-08-22		4	0.0%
2012-08-23		4	0.0%
2012-08-24		4	0.0%
2012-08-25		2	0.0%
2012-08-26		1	0.0%
2012-08-28		2	0.0%
2012-08-29		1	0.0%
2012-08-30		3	0.0%
2012-08-31		2	0.0%
2012-09-02		2	0.0%
2012-09-04		2	0.0%
2012-09-05		4	0.0%
2012-09-06		3	0.0%
2012-09-08		2	0.0%
2012-09-11		4	0.0%
2012-09-12		3	0.0%
2012-09-13		4	0.0%
2012-09-14		1	0.0%
2012-09-16		1	0.0%
2012-09-18		6	0.0%
2012-09-19		3	0.0%
2012-09-20		2	0.0%
2012-09-21		3	0.0%
2012-09-22		1	0.0%
2012-09-26		3	0.0%
2012-09-27		3	0.0%
2012-09-28		3	0.0%
2012-09-29		5	0.0%
2012-10-01		2	0.0%
2012-10-02		8	0.0%
2012-10-04		3	0.0%
2012-10-05		2	0.0%
2012-10-06		1	0.0%
2012-10-10		3	0.0%
2012-10-11		4	0.0%
2012-10-12		5	0.0%
2012-10-13		3	0.0%
2012-10-16		1	0.0%

## File : Linkage to Care Dataset.

# LastHHContactDate: Date of Last Household Contact

Value	Label	Cases	Percentage
2012-10-17		6	0.0%
2012-10-23		4	0.0%
2012-10-24		1	0.0%
2012-10-25		1	0.0%
2012-11-13		1	0.0%
2012-11-15		4	0.0%
2012-11-16		6	0.0%
2012-11-17		1	0.0%
2012-11-19		5	0.0%
2012-11-20		5	0.0%
2012-11-21		2	0.0%
2012-11-22		7	0.0%
2012-11-23		2	0.0%
2012-11-26		1	0.0%
2012-11-27		5	0.0%
2012-11-28		5	0.0%
2012-11-29		2	0.0%
2012-11-30		3	0.0%
2012-12-03		4	0.0%
2012-12-04		3	0.0%
2012-12-05		5	0.0%
2012-12-06		10	0.0%
2012-12-07		2	0.0%
2012-12-13		9	0.0%
2012-12-15		2	0.0%
2012-12-18		2	0.0%
2012-12-19		4	0.0%
2012-12-20		4	0.0%
2013-01-03		1	0.0%
2013-01-04		1	0.0%
2013-01-08		2	0.0%
2013-01-09		1	0.0%
2013-01-11		3	0.0%
2013-01-12		1	0.0%
2013-01-14		2	0.0%
2013-01-15		1	0.0%
2013-01-16		5	0.0%
2013-01-17		4	0.0%
2013-01-18		7	0.0%
2013-01-22		2	0.0%
2013-01-23		2	0.0%
2013-01-24		4	0.0%
2013-01-25		1	0.0%

## File : Linkage to Care Dataset.

# LastHHContactDate: Date of Last Household Contact

Value	Label	Cases	Percentage
2013-01-26		3	0.0%
2013-01-29		1	0.0%
2013-01-30		2	0.0%
2013-01-31		6	0.0%
2013-02-01		6	0.0%
2013-02-03		1	0.0%
2013-02-04		5	0.0%
2013-02-05		5	0.0%
2013-02-06		5	0.0%
2013-02-07		8	0.0%
2013-02-08		1	0.0%
2013-02-10		1	0.0%
2013-02-11		4	0.0%
2013-02-12		3	0.0%
2013-02-13		4	0.0%
2013-02-14		7	0.0%
2013-02-15		8	0.0%
2013-02-16		3	0.0%
2013-02-17		4	0.0%
2013-02-18		4	0.0%
2013-02-19		10	0.0%
2013-02-20		8	0.0%
2013-02-21		7	0.0%
2013-02-22		7	0.0%
2013-02-24		2	0.0%
2013-02-27		7	0.0%
2013-02-28		1	0.0%
2013-03-01		9	0.0%
2013-03-02		1	0.0%
2013-03-04		6	0.0%
2013-03-05		8	0.0%
2013-03-06		8	0.0%
2013-03-07		15	0.1%
2013-03-08		5	0.0%
2013-03-09		2	0.0%
2013-03-10		1	0.0%
2013-03-12		16	0.1%
2013-03-13		5	0.0%
2013-03-14		7	0.0%
2013-03-15		7	0.0%
2013-03-16		9	0.0%
2013-03-18		7	0.0%
2013-03-19		10	0.0%

## File : Linkage to Care Dataset.

# LastHHContactDate: Date of Last Household Contact

Value	Label	Cases	Percentage
2013-03-20		9	0.0%
2013-03-22		12	0.0%
2013-03-26		5	0.0%
2013-03-27		8	0.0%
2013-03-28		10	0.0%
2013-04-02		11	0.0%
2013-04-03		7	0.0%
2013-04-04		7	0.0%
2013-04-05		12	0.0%
2013-04-06		1	0.0%
2013-04-07		1	0.0%
2013-04-09		10	0.0%
2013-04-10		8	0.0%
2013-04-11		9	0.0%
2013-04-12		15	0.1%
2013-04-13		4	0.0%
2013-04-14		1	0.0%
2013-04-15		6	0.0%
2013-04-16		4	0.0%
2013-04-17		10	0.0%
2013-04-18		6	0.0%
2013-04-19		2	0.0%
2013-04-23		5	0.0%
2013-04-24		1	0.0%
2013-04-25		14	0.1%
2013-04-26		5	0.0%
2013-04-29		1	0.0%
2013-04-30		3	0.0%
2013-05-02		9	0.0%
2013-05-03		9	0.0%
2013-05-04		3	0.0%
2013-05-05		3	0.0%
2013-05-06		2	0.0%
2013-05-07		5	0.0%
2013-05-08		8	0.0%
2013-05-09		4	0.0%
2013-05-10		5	0.0%
2013-05-11		1	0.0%
2013-05-12		2	0.0%
2013-05-13		8	0.0%
2013-05-14		14	0.1%
2013-05-15		10	0.0%
2013-05-16		20	0.1%

## File : Linkage to Care Dataset.

# LastHHContactDate: Date of Last Household Contact

Value	Label	Cases	Percentage
2013-05-17		12	0.0%
2013-05-18		2	0.0%
2013-05-19		1	0.0%
2013-05-21		8	0.0%
2013-05-22		5	0.0%
2013-05-23		11	0.0%
2013-05-24		5	0.0%
2013-05-25		7	0.0%
2013-05-26		1	0.0%
2013-05-27		7	0.0%
2013-05-28		11	0.0%
2013-05-29		7	0.0%
2013-05-30		11	0.0%
2013-05-31		14	0.1%
2013-06-04		9	0.0%
2013-06-05		12	0.0%
2013-06-06		6	0.0%
2013-06-07		6	0.0%
2013-06-10		14	0.1%
2013-06-11		3	0.0%
2013-06-12		5	0.0%
2013-06-13		6	0.0%
2013-06-14		6	0.0%
2013-06-15		2	0.0%
2013-06-19		5	0.0%
2013-06-20		12	0.0%
2013-06-21		13	0.0%
2013-06-22		5	0.0%
2013-06-23		1	0.0%
2013-06-24		10	0.0%
2013-06-25		7	0.0%
2013-06-26		7	0.0%
2013-06-27		6	0.0%
2013-06-28		3	0.0%
2013-07-02		14	0.1%
2013-07-03		2	0.0%
2013-07-04		5	0.0%
2013-07-05		6	0.0%
2013-07-06		9	0.0%
2013-07-07		1	0.0%
2013-07-08		7	0.0%
2013-07-09		9	0.0%
2013-07-10		13	0.0%

## File : Linkage to Care Dataset.

# LastHHContactDate: Date of Last Household Contact

Value	Label	Cases	Percentage
2013-07-11		14	0.1%
2013-07-12		6	0.0%
2013-07-13		2	0.0%
2013-07-14		1	0.0%
2013-07-16		4	0.0%
2013-07-17		9	0.0%
2013-07-18		10	0.0%
2013-07-19		7	0.0%
2013-07-20		6	0.0%
2013-07-21		1	0.0%
2013-07-22		8	0.0%
2013-07-23		10	0.0%
2013-07-24		13	0.0%
2013-07-25		12	0.0%
2013-07-26		2	0.0%
2013-07-27		1	0.0%
2013-07-28		1	0.0%
2013-07-30		7	0.0%
2013-07-31		5	0.0%
2013-08-01		5	0.0%
2013-08-02		7	0.0%
2013-08-03		4	0.0%
2013-08-04		3	0.0%
2013-08-05		2	0.0%
2013-08-06		2	0.0%
2013-08-07		5	0.0%
2013-08-08		7	0.0%
2013-08-10		2	0.0%
2013-08-13		11	0.0%
2013-08-14		6	0.0%
2013-08-15		6	0.0%
2013-08-16		7	0.0%
2013-08-17		10	0.0%
2013-08-18		3	0.0%
2013-08-19		7	0.0%
2013-08-20		12	0.0%
2013-08-21		13	0.0%
2013-08-22		12	0.0%
2013-08-23		3	0.0%
2013-08-24		1	0.0%
2013-08-25		2	0.0%
2013-08-27		9	0.0%
2013-08-28		10	0.0%

## File : Linkage to Care Dataset.

# LastHHContactDate: Date of Last Household Contact

Value	Label	Cases	Percentage
2013-08-29		10	0.0%
2013-08-30		8	0.0%
2013-08-31		8	0.0%
2013-09-02		8	0.0%
2013-09-03		8	0.0%
2013-09-04		6	0.0%
2013-09-05		15	0.1%
2013-09-06		4	0.0%
2013-09-08		4	0.0%
2013-09-10		3	0.0%
2013-09-11		2	0.0%
2013-09-12		7	0.0%
2013-09-13		13	0.0%
2013-09-14		14	0.1%
2013-09-16		9	0.0%
2013-09-17		3	0.0%
2013-09-18		9	0.0%
2013-09-19		19	0.1%
2013-09-20		11	0.0%
2013-09-25		13	0.0%
2013-09-26		14	0.1%
2013-09-27		6	0.0%
2013-09-28		8	0.0%
2013-09-30		13	0.0%
2013-10-01		5	0.0%
2013-10-02		8	0.0%
2013-10-03		11	0.0%
2013-10-04		12	0.0%
2013-10-05		3	0.0%
2013-10-08		7	0.0%
2013-10-09		7	0.0%
2013-10-10		17	0.1%
2013-10-11		9	0.0%
2013-10-12		13	0.0%
2013-10-14		13	0.0%
2013-10-15		6	0.0%
2013-10-16		12	0.0%
2013-10-17		7	0.0%
2013-10-18		8	0.0%
2013-10-22		8	0.0%
2013-10-23		8	0.0%
2013-10-24		4	0.0%
2013-10-25		6	0.0%

## File : Linkage to Care Dataset.

# LastHHContactDate: Date of Last Household Contact

Value	Label	Cases	Percentage
2013-10-26		5	0.0%
2013-10-28		9	0.0%
2013-10-29		1	0.0%
2013-10-30		7	0.0%
2013-10-31		13	0.0%
2013-11-01		4	0.0%
2013-11-02		2	0.0%
2013-11-03		5	0.0%
2013-11-06		8	0.0%
2013-11-07		2	0.0%
2013-11-08		9	0.0%
2013-11-09		4	0.0%
2013-11-10		3	0.0%
2013-11-12		7	0.0%
2013-11-13		5	0.0%
2013-11-14		20	0.1%
2013-11-15		4	0.0%
2013-11-16		1	0.0%
2013-11-19		7	0.0%
2013-11-20		7	0.0%
2013-11-21		12	0.0%
2013-11-22		13	0.0%
2013-11-23		14	0.1%
2013-11-24		4	0.0%
2013-11-25		8	0.0%
2013-11-26		7	0.0%
2013-11-27		10	0.0%
2013-11-28		13	0.0%
2013-11-29		7	0.0%
2013-11-30		1	0.0%
2013-12-01		2	0.0%
2013-12-03		10	0.0%
2013-12-04		11	0.0%
2013-12-05		15	0.1%
2013-12-06		1	0.0%
2013-12-07		12	0.0%
2013-12-08		5	0.0%
2013-12-09		7	0.0%
2013-12-10		11	0.0%
2013-12-11		7	0.0%
2013-12-12		8	0.0%
2013-12-14		1	0.0%
2013-12-15		1	0.0%



## File : Linkage to Care Dataset.

# LastHHContactDate: Date of Last Household Contact

Value	Label	Cases	Percentage
2014-01-06		6	0.0%
2014-01-07		6	0.0%
2014-01-08		12	0.0%
2014-01-09		8	0.0%
2014-01-10		11	0.0%
2014-01-14		5	0.0%
2014-01-15		6	0.0%
2014-01-16		9	0.0%
2014-01-17		7	0.0%
2014-01-18		8	0.0%
2014-01-19		5	0.0%
2014-01-20		8	0.0%
2014-01-21		7	0.0%
2014-01-22		3	0.0%
2014-01-23		8	0.0%
2014-01-24		3	0.0%
2014-01-25		1	0.0%
2014-01-26		2	0.0%
2014-01-28		10	0.0%
2014-01-29		5	0.0%
2014-01-30		7	0.0%
2014-01-31		7	0.0%
2014-02-01		1	0.0%
2014-02-02		2	0.0%
2014-02-03		10	0.0%
2014-02-04		8	0.0%
2014-02-05		1	0.0%
2014-02-06		8	0.0%
2014-02-07		4	0.0%
2014-02-08		2	0.0%
2014-02-09		2	0.0%
2014-02-10		3	0.0%
2014-02-11		3	0.0%
2014-02-12		5	0.0%
2014-02-13		2	0.0%
2014-02-14		1	0.0%
2014-02-15		2	0.0%
2014-02-16		4	0.0%
2014-02-20		4	0.0%
2014-02-21		2	0.0%
2014-02-22		3	0.0%
2014-02-23		3	0.0%
2014-02-27		3	0.0%












































## File : Linkage to Care Dataset.

# LastHHContactDate: Date of Last Household Contact

Value	Label	Cases	Percentage
2014-02-28		2	0.0%
2014-03-01		1	0.0%
2014-03-02		2	0.0%
2014-05-06		1	0.0%
2014-06-03		10	0.0%
2014-06-04		1	0.0%
2014-06-05		17	0.1%
2014-06-06		14	0.1%
2014-06-09		6	0.0%
2014-06-10		24	0.1%
2014-06-11		17	0.1%
2014-06-12		45	0.2%
2014-06-13		11	0.0%
2014-06-14		5	0.0%
2014-06-17		1	0.0%
2014-06-18		6	0.0%
2014-06-19		7	0.0%
2014-06-20		18	0.1%
2014-06-21		15	0.1%
2014-06-22		2	0.0%
2014-06-23		17	0.1%
2014-06-24		25	0.1%
2014-06-25		27	0.1%
2014-06-26		37	0.1%
2014-06-27		18	0.1%
2014-06-28		9	0.0%
2014-06-29		12	0.0%
2014-06-30		1	0.0%
2014-07-01		10	0.0%
2014-07-02		29	0.1%
2014-07-03		18	0.1%
2014-07-04		27	0.1%
2014-07-05		25	0.1%
2014-07-06		5	0.0%
2014-07-08		42	0.2%
2014-07-09		32	0.1%
2014-07-10		28	0.1%
2014-07-11		39	0.1%
2014-07-12		3	0.0%
2014-07-13		5	0.0%
2014-07-15		31	0.1%
2014-07-16		33	0.1%
2014-07-17		37	0.1%












































## File : Linkage to Care Dataset.

# LastHHContactDate: Date of Last Household Contact

Value	Label	Cases	Percentage
2014-07-18		31	 0.1%
2014-07-19		19	 0.1%
2014-07-20		14	 0.1%
2014-07-21		10	 0.0%
2014-07-22		21	 0.1%
2014-07-23		23	 0.1%
2014-07-24		40	 0.2%
2014-07-25		43	 0.2%
2014-07-26		4	 0.0%
2014-07-27		7	 0.0%
2014-07-29		21	 0.1%
2014-07-30		9	 0.0%
2014-07-31		31	 0.1%
2014-08-01		21	 0.1%
2014-08-02		34	 0.1%
2014-08-03		11	 0.0%
2014-08-04		30	 0.1%
2014-08-05		22	 0.1%
2014-08-06		21	 0.1%
2014-08-07		25	 0.1%
2014-08-08		36	 0.1%
2014-08-09		5	 0.0%
2014-08-10		15	 0.1%
2014-08-12		46	 0.2%
2014-08-13		38	 0.1%
2014-08-14		30	 0.1%
2014-08-15		45	 0.2%
2014-08-16		18	 0.1%
2014-08-17		9	 0.0%
2014-08-18		29	 0.1%
2014-08-19		51	 0.2%
2014-08-20		7	 0.0%
2014-08-21		44	 0.2%
2014-08-22		18	 0.1%
2014-08-23		12	 0.0%
2014-08-24		12	 0.0%
2014-08-26		29	 0.1%
2014-08-27		26	 0.1%
2014-08-28		23	 0.1%
2014-08-29		30	 0.1%
2014-08-30		28	 0.1%
2014-08-31		13	 0.0%
2014-09-01		27	 0.1%












































## File : Linkage to Care Dataset.

# LastHHContactDate: Date of Last Household Contact

Value	Label	Cases	Percentage
2014-09-02		40	 0.2%
2014-09-04		47	 0.2%
2014-09-05		34	 0.1%
2014-09-06		3	 0.0%
2014-09-07		6	 0.0%
2014-09-09		43	 0.2%
2014-09-10		32	 0.1%
2014-09-11		43	 0.2%
2014-09-12		56	 0.2%
2014-09-13		27	 0.1%
2014-09-14		11	 0.0%
2014-09-15		25	 0.1%
2014-09-16		43	 0.2%
2014-09-17		32	 0.1%
2014-09-18		44	 0.2%
2014-09-19		38	 0.1%
2014-09-20		5	 0.0%
2014-09-21		9	 0.0%
2014-09-22		1	 0.0%
2014-09-23		32	 0.1%
2014-09-25		26	 0.1%
2014-09-26		20	 0.1%
2014-09-27		23	 0.1%
2014-09-28		4	 0.0%
2014-09-29		4	 0.0%
2014-09-30		30	 0.1%
2014-10-01		18	 0.1%
2014-10-02		30	 0.1%
2014-10-03		38	 0.1%
2014-10-04		12	 0.0%
2014-10-05		11	 0.0%
2014-10-07		25	 0.1%
2014-10-08		24	 0.1%
2014-10-09		28	 0.1%
2014-10-10		36	 0.1%
2014-10-11		16	 0.1%
2014-10-12		5	 0.0%
2014-10-13		26	 0.1%
2014-10-14		22	 0.1%
2014-10-15		37	 0.1%
2014-10-16		18	 0.1%
2014-10-18		9	 0.0%
2014-10-19		9	 0.0%

## File : Linkage to Care Dataset.

# LastHHContactDate: Date of Last Household Contact

Value	Label	Cases	Percentage
2014-10-21		37	 0.1%
2014-10-22		14	 0.1%
2014-10-23		22	 0.1%
2014-10-24		23	 0.1%
2014-10-25		15	 0.1%
2014-10-26		3	 0.0%
2014-10-27		21	 0.1%
2014-10-28		17	 0.1%
2014-10-29		17	 0.1%
2014-10-30		24	 0.1%
2014-10-31		9	 0.0%
2014-11-01		6	 0.0%
2014-11-02		4	 0.0%
2014-11-08		25	 0.1%
2014-11-09		34	 0.1%
2014-11-10		26	 0.1%
2014-11-15		22	 0.1%
2014-11-16		25	 0.1%
2014-11-17		26	 0.1%
2014-11-19		2	 0.0%
2014-11-20		1	 0.0%
2014-11-22		29	 0.1%
2014-11-23		24	 0.1%
2014-11-24		21	 0.1%
2014-11-29		15	 0.1%
2014-11-30		15	 0.1%
2014-12-01		11	 0.0%
2014-12-06		7	 0.0%
2014-12-08		7	 0.0%
2014-12-11		1	 0.0%
2014-12-12		1	 0.0%
2015-01-22		10	 0.0%
2015-01-23		18	 0.1%
2015-01-26		11	 0.0%
2015-01-27		7	 0.0%
2015-01-28		9	 0.0%
2015-01-29		3	 0.0%
2015-01-30		42	 0.2%
2015-01-31		31	 0.1%
2015-02-01		7	 0.0%
2015-02-02		18	 0.1%
2015-02-03		14	 0.1%
2015-02-04		25	 0.1%












































## File : Linkage to Care Dataset.

# LastHHContactDate: Date of Last Household Contact

Value	Label	Cases	Percentage
2015-02-05		23	0.1%
2015-02-06		21	0.1%
2015-02-11		70	0.3%
2015-02-12		47	0.2%
2015-02-13		23	0.1%
2015-02-14		40	0.2%
2015-02-15		7	0.0%
2015-02-16		21	0.1%
2015-02-17		22	0.1%
2015-02-18		33	0.1%
2015-02-19		40	0.2%
2015-02-20		34	0.1%
2015-02-21		2	0.0%
2015-02-22		10	0.0%
2015-02-24		22	0.1%
2015-02-25		21	0.1%
2015-02-26		41	0.2%
2015-02-27		19	0.1%
2015-02-28		29	0.1%
2015-03-01		6	0.0%
2015-03-02		11	0.0%
2015-03-03		21	0.1%
2015-03-04		22	0.1%
2015-03-05		31	0.1%
2015-03-06		14	0.1%
2015-03-07		9	0.0%
2015-03-08		10	0.0%
2015-03-10		5	0.0%
2015-03-11		16	0.1%
2015-03-12		25	0.1%
2015-03-13		23	0.1%
2015-03-14		28	0.1%
2015-03-15		7	0.0%
2015-03-16		11	0.0%
2015-03-17		19	0.1%
2015-03-18		21	0.1%
2015-03-19		16	0.1%
2015-03-20		35	0.1%
2015-03-21		6	0.0%
2015-03-22		13	0.0%
2015-03-24		21	0.1%
2015-03-25		21	0.1%
2015-03-26		33	0.1%

## File : Linkage to Care Dataset.

# LastHHContactDate: Date of Last Household Contact

Value	Label	Cases	Percentage
2015-03-27		32	 0.1%
2015-03-28		8	 0.0%
2015-03-29		3	 0.0%
2015-03-30		17	 0.1%
2015-03-31		27	 0.1%
2015-04-01		17	 0.1%
2015-04-02		27	 0.1%
2015-04-08		46	 0.2%
2015-04-09		30	 0.1%
2015-04-10		36	 0.1%
2015-04-11		42	 0.2%
2015-04-12		13	 0.0%
2015-04-13		19	 0.1%
2015-04-14		15	 0.1%
2015-04-15		34	 0.1%
2015-04-16		33	 0.1%
2015-04-17		29	 0.1%
2015-04-18		6	 0.0%
2015-04-19		16	 0.1%
2015-04-21		28	 0.1%
2015-04-22		21	 0.1%
2015-04-23		41	 0.2%
2015-04-24		25	 0.1%
2015-04-25		29	 0.1%
2015-04-26		10	 0.0%
2015-04-28		15	 0.1%
2015-04-29		22	 0.1%
2015-04-30		29	 0.1%
2015-05-02		5	 0.0%
2015-05-03		7	 0.0%
2015-05-05		19	 0.1%
2015-05-06		6	 0.0%
2015-05-07		19	 0.1%
2015-05-08		34	 0.1%
2015-05-09		46	 0.2%
2015-05-10		7	 0.0%
2015-05-12		27	 0.1%
2015-05-13		16	 0.1%
2015-05-14		24	 0.1%
2015-05-15		29	 0.1%
2015-05-16		30	 0.1%
2015-05-17		5	 0.0%
2015-05-19		33	 0.1%

## File : Linkage to Care Dataset.

# LastHHContactDate: Date of Last Household Contact

Value	Label	Cases	Percentage
2015-05-20		31	0.1%
2015-05-21		34	0.1%
2015-05-22		19	0.1%
2015-05-23		29	0.1%
2015-05-24		9	0.0%
2015-05-26		32	0.1%
2015-05-27		18	0.1%
2015-05-28		30	0.1%
2015-05-29		32	0.1%
2015-05-30		50	0.2%
2015-05-31		12	0.0%
2015-06-02		18	0.1%
2015-06-03		43	0.2%
2015-06-04		32	0.1%
2015-06-05		17	0.1%
2015-06-06		34	0.1%
2015-06-07		4	0.0%
2015-06-09		15	0.1%
2015-06-10		13	0.0%
2015-06-11		39	0.1%
2015-06-12		39	0.1%
2015-06-13		32	0.1%
2015-06-14		10	0.0%
2015-06-15		3	0.0%
2015-06-17		29	0.1%
2015-06-18		35	0.1%
2015-06-19		52	0.2%
2015-06-20		42	0.2%
2015-06-21		17	0.1%
2015-06-23		42	0.2%
2015-06-24		24	0.1%
2015-06-25		26	0.1%
2015-06-26		22	0.1%
2015-06-27		19	0.1%
2015-06-28		19	0.1%
2015-06-29		2	0.0%
2015-06-30		11	0.0%
2015-07-01		8	0.0%
2015-07-02		13	0.0%
2015-07-03		14	0.1%
2015-07-04		32	0.1%
2015-07-05		15	0.1%
2015-07-07		12	0.0%



## File : Linkage to Care Dataset.

# LastHHContactDate: Date of Last Household Contact

Value	Label	Cases	Percentage
2015-07-08		14	0.1%
2015-07-09		13	0.0%
2015-07-10		7	0.0%
2015-07-11		8	0.0%
2015-07-12		7	0.0%
2015-07-13		3	0.0%
2015-07-14		4	0.0%
2015-07-16		1	0.0%
2015-07-21		61	0.2%
2015-07-22		51	0.2%
2015-07-23		35	0.1%
2015-07-24		53	0.2%
2015-07-25		13	0.0%
2015-07-28		49	0.2%
2015-07-29		67	0.3%
2015-07-30		96	0.4%
2015-07-31		75	0.3%
2015-08-01		44	0.2%
2015-08-02		16	0.1%
2015-08-04		49	0.2%
2015-08-05		92	0.3%
2015-08-06		83	0.3%
2015-08-07		144	0.5%
2015-08-08		109	0.4%
2015-08-09		16	0.1%
2015-08-12		105	0.4%
2015-08-13		197	0.7%
2015-08-14		195	0.7%
2015-08-15		160	0.6%
2015-08-16		16	0.1%
2015-08-18		56	0.2%
2015-08-19		250	0.9%
2015-08-20		178	0.7%
2015-08-21		4	0.0%
2015-08-22		161	0.6%
2015-08-23		32	0.1%
2015-08-25		250	0.9%
2015-08-26		204	0.8%
2015-08-27		238	0.9%
2015-08-28		245	0.9%
2015-08-29		225	0.9%
2015-08-30		29	0.1%
2015-09-01		141	0.5%

## File : Linkage to Care Dataset.

# LastHHContactDate: Date of Last Household Contact

Value	Label	Cases	Percentage
2015-09-02		162	0.6%
2015-09-03		219	0.8%
2015-09-04		252	1.0%
2015-09-05		189	0.7%
2015-09-06		47	0.2%
2015-09-08		130	0.5%
2015-09-09		224	0.8%
2015-09-10		259	1.0%
2015-09-11		30	0.1%
2015-09-12		220	0.8%
2015-09-13		45	0.2%
2015-09-15		183	0.7%
2015-09-16		175	0.7%
2015-09-17		323	1.2%
2015-09-18		225	0.9%
2015-09-19		248	0.9%
2015-09-20		68	0.3%
2015-09-22		224	0.8%
2015-09-23		295	1.1%
2015-09-25		180	0.7%
2015-09-26		178	0.7%
2015-09-27		31	0.1%
2015-09-29		177	0.7%
2015-09-30		194	0.7%
2015-10-01		237	0.9%
2015-10-02		263	1.0%
2015-10-03		207	0.8%
2015-10-04		31	0.1%
2015-10-06		222	0.8%
2015-10-07		162	0.6%
2015-10-08		7	0.0%
2015-10-09		228	0.9%
2015-10-10		178	0.7%
2015-10-11		31	0.1%
2015-10-13		178	0.7%
2015-10-14		129	0.5%
2015-10-15		189	0.7%
2015-10-16		223	0.8%
2015-10-17		204	0.8%
2015-10-18		53	0.2%
2015-10-19		8	0.0%
2015-10-20		164	0.6%
2015-10-21		143	0.5%























## File : Linkage to Care Dataset.

# LastHHContactDate: Date of Last Household Contact

Value	Label	Cases	Percentage
2015-10-22		190	0.7%
2015-10-23		214	0.8%
2015-10-24		184	0.7%
2015-10-25		46	0.2%
2015-10-27		161	0.6%
2015-10-28		179	0.7%
2015-10-29		234	0.9%
2015-10-30		225	0.9%
2015-10-31		139	0.5%
2015-11-01		62	0.2%
2015-11-03		159	0.6%
2015-11-04		203	0.8%
2015-11-05		210	0.8%
2015-11-06		223	0.8%
2015-11-07		153	0.6%
2015-11-08		51	0.2%
2015-11-10		1	0.0%
2015-11-11		122	0.5%
2015-11-12		139	0.5%
2015-11-13		154	0.6%
2015-11-14		199	0.8%
2015-11-15		35	0.1%
2015-11-17		111	0.4%
2015-11-18		109	0.4%
2015-11-19		278	1.1%
2015-11-20		67	0.3%
2015-11-21		114	0.4%
2015-11-22		39	0.1%
2015-11-24		25	0.1%
2015-11-25		1	0.0%
2015-11-26		23	0.1%
2015-11-27		6	0.0%
2015-11-28		45	0.2%
2015-11-29		26	0.1%
2015-11-30		18	0.1%
2015-12-01		19	0.1%
2015-12-02		11	0.0%
2015-12-03		15	0.1%
2015-12-04		14	0.1%
2016-01-02		1	0.0%
2016-01-13		88	0.3%
2016-01-14		123	0.5%
2016-01-15		50	0.2%

## File : Linkage to Care Dataset.

### # LastHHContactDate: Date of Last Household Contact

Value	Label	Cases	Percentage
2016-01-16		33	 0.1%
2016-01-19		44	 0.2%
2016-01-20		121	 0.5%
2016-01-21		97	 0.4%
2016-01-22		93	 0.4%
2016-01-23		157	 0.6%
2016-01-24		24	 0.1%
2016-01-26		117	 0.4%
2016-01-27		108	 0.4%
2016-01-28		86	 0.3%
2016-01-29		155	 0.6%
2016-01-30		83	 0.3%
2016-01-31		14	 0.1%
2016-02-02		76	 0.3%
2016-02-03		71	 0.3%
2016-02-04		68	 0.3%
2016-02-05		96	 0.4%
2016-02-06		117	 0.4%
2016-02-07		29	 0.1%
2016-02-08		16	 0.1%
2016-02-09		292	 1.1%
2016-02-10		186	 0.7%

Warning: these figures indicate the number of cases found in the data file. They cannot be interpreted as summary statistics of the population of interest.

### # FirstClinicDate: Date of First Clinic Visit

Information		[Type= discrete] [Format=character] [Missing=*]	
Statistics [NW/ W]		[Valid=3001 /-]	
Value	Label	Cases	Percentage
2012-03-12		1	<div></div> 0.0%
2012-03-20		2	<div></div> 0.1%
2012-03-22		1	<div></div> 0.0%
2012-03-26		1	<div></div> 0.0%
2012-03-27		5	<div></div> 0.2%
2012-03-28		1	<div></div> 0.0%
2012-03-29		1	<div></div> 0.0%
2012-04-03		2	<div></div> 0.1%
2012-04-04		1	<div></div> 0.0%
2012-04-05		1	<div></div> 0.0%
2012-04-10		3	<div></div> 0.1%
2012-04-13		1	<div></div> 0.0%
2012-04-16		1	<div></div> 0.0%
2012-04-18		3	<div></div> 0.1%
2012-04-19		1	<div></div> 0.0%
2012-04-23		4	<div></div> 0.1%

## File : Linkage to Care Dataset.

# FirstClinicDate: Date of First Clinic Visit

Value	Label	Cases	Percentage
2012-04-24		1	0.0%
2012-04-25		4	0.1%
2012-04-26		1	0.0%
2012-05-02		1	0.0%
2012-05-07		1	0.0%
2012-05-09		2	0.1%
2012-05-10		2	0.1%
2012-05-14		1	0.0%
2012-05-18		1	0.0%
2012-05-21		3	0.1%
2012-05-22		1	0.0%
2012-05-24		1	0.0%
2012-05-25		1	0.0%
2012-05-30		1	0.0%
2012-06-05		1	0.0%
2012-06-06		2	0.1%
2012-06-14		1	0.0%
2012-06-25		2	0.1%
2012-06-27		2	0.1%
2012-06-28		1	0.0%
2012-07-23		3	0.1%
2012-07-25		1	0.0%
2012-07-26		2	0.1%
2012-07-30		1	0.0%
2012-08-01		4	0.1%
2012-08-06		5	0.2%
2012-08-07		1	0.0%
2012-08-08		3	0.1%
2012-08-14		1	0.0%
2012-08-16		1	0.0%
2012-08-17		4	0.1%
2012-08-21		1	0.0%
2012-08-22		4	0.1%
2012-08-23		1	0.0%
2012-08-24		1	0.0%
2012-08-27		2	0.1%
2012-08-28		1	0.0%
2012-08-29		1	0.0%
2012-08-30		1	0.0%
2012-08-31		1	0.0%
2012-09-03		1	0.0%
2012-09-04		1	0.0%
2012-09-05		2	0.1%

## File : Linkage to Care Dataset.

# FirstClinicDate: Date of First Clinic Visit

Value	Label	Cases	Percentage
2012-09-10		4	<div><div></div></div> 0.1%
2012-09-11		5	<div><div></div></div> 0.2%
2012-09-12		1	<div><div></div></div> 0.0%
2012-09-13		2	<div><div></div></div> 0.1%
2012-09-17		3	<div><div></div></div> 0.1%
2012-09-18		2	<div><div></div></div> 0.1%
2012-09-19		2	<div><div></div></div> 0.1%
2012-09-20		3	<div><div></div></div> 0.1%
2012-09-21		2	<div><div></div></div> 0.1%
2012-09-26		8	<div><div></div></div> 0.3%
2012-09-27		1	<div><div></div></div> 0.0%
2012-10-01		2	<div><div></div></div> 0.1%
2012-10-02		2	<div><div></div></div> 0.1%
2012-10-03		2	<div><div></div></div> 0.1%
2012-10-09		2	<div><div></div></div> 0.1%
2012-10-10		2	<div><div></div></div> 0.1%
2012-10-11		5	<div><div></div></div> 0.2%
2012-10-16		1	<div><div></div></div> 0.0%
2012-10-18		3	<div><div></div></div> 0.1%
2012-10-24		3	<div><div></div></div> 0.1%
2012-10-29		1	<div><div></div></div> 0.0%
2012-11-01		1	<div><div></div></div> 0.0%
2012-11-12		2	<div><div></div></div> 0.1%
2012-11-15		1	<div><div></div></div> 0.0%
2012-11-20		1	<div><div></div></div> 0.0%
2012-12-03		1	<div><div></div></div> 0.0%
2012-12-04		1	<div><div></div></div> 0.0%
2012-12-11		1	<div><div></div></div> 0.0%
2012-12-12		1	<div><div></div></div> 0.0%
2012-12-19		1	<div><div></div></div> 0.0%
2013-01-08		2	<div><div></div></div> 0.1%
2013-01-09		2	<div><div></div></div> 0.1%
2013-01-14		3	<div><div></div></div> 0.1%
2013-01-15		2	<div><div></div></div> 0.1%
2013-01-17		1	<div><div></div></div> 0.0%
2013-01-24		1	<div><div></div></div> 0.0%
2013-01-28		4	<div><div></div></div> 0.1%
2013-02-04		4	<div><div></div></div> 0.1%
2013-02-05		2	<div><div></div></div> 0.1%
2013-02-06		8	<div><div></div></div> 0.3%
2013-02-07		7	<div><div></div></div> 0.2%
2013-02-08		1	<div><div></div></div> 0.0%
2013-02-11		3	<div><div></div></div> 0.1%

## File : Linkage to Care Dataset.

# FirstClinicDate: Date of First Clinic Visit

Value	Label	Cases	Percentage
2013-02-12		1	0.0%
2013-02-13		20	0.7%
2013-02-14		1	0.0%
2013-02-15		2	0.1%
2013-02-18		4	0.1%
2013-02-19		8	0.3%
2013-02-20		5	0.2%
2013-02-21		1	0.0%
2013-02-25		6	0.2%
2013-02-26		12	0.4%
2013-02-27		2	0.1%
2013-02-28		4	0.1%
2013-03-04		7	0.2%
2013-03-05		10	0.3%
2013-03-06		2	0.1%
2013-03-11		6	0.2%
2013-03-12		13	0.4%
2013-03-13		3	0.1%
2013-03-14		1	0.0%
2013-03-15		5	0.2%
2013-03-18		3	0.1%
2013-03-19		12	0.4%
2013-03-20		4	0.1%
2013-03-22		7	0.2%
2013-03-25		2	0.1%
2013-03-26		4	0.1%
2013-03-27		11	0.4%
2013-04-02		3	0.1%
2013-04-03		1	0.0%
2013-04-04		4	0.1%
2013-04-08		1	0.0%
2013-04-09		2	0.1%
2013-04-11		4	0.1%
2013-04-12		2	0.1%
2013-04-15		4	0.1%
2013-04-16		7	0.2%
2013-04-17		6	0.2%
2013-04-18		6	0.2%
2013-04-19		2	0.1%
2013-04-22		4	0.1%
2013-04-23		4	0.1%
2013-04-24		4	0.1%
2013-04-25		1	0.0%

## File : Linkage to Care Dataset.

# FirstClinicDate: Date of First Clinic Visit

Value	Label	Cases	Percentage
2013-04-26		1	0.0%
2013-04-29		6	0.2%
2013-04-30		2	0.1%
2013-05-06		3	0.1%
2013-05-07		9	0.3%
2013-05-08		3	0.1%
2013-05-09		3	0.1%
2013-05-13		4	0.1%
2013-05-14		9	0.3%
2013-05-15		4	0.1%
2013-05-16		3	0.1%
2013-05-20		7	0.2%
2013-05-21		7	0.2%
2013-05-22		8	0.3%
2013-05-23		3	0.1%
2013-05-24		8	0.3%
2013-05-27		4	0.1%
2013-05-28		14	0.5%
2013-05-29		22	0.7%
2013-05-30		3	0.1%
2013-05-31		4	0.1%
2013-06-03		7	0.2%
2013-06-04		2	0.1%
2013-06-05		3	0.1%
2013-06-06		3	0.1%
2013-06-10		5	0.2%
2013-06-11		2	0.1%
2013-06-12		3	0.1%
2013-06-13		2	0.1%
2013-06-14		7	0.2%
2013-06-18		4	0.1%
2013-06-19		8	0.3%
2013-06-20		6	0.2%
2013-06-21		3	0.1%
2013-06-24		4	0.1%
2013-06-25		6	0.2%
2013-06-26		5	0.2%
2013-06-27		4	0.1%
2013-06-28		3	0.1%
2013-07-01		6	0.2%
2013-07-02		3	0.1%
2013-07-03		3	0.1%
2013-07-04		3	0.1%



## File : Linkage to Care Dataset.

# FirstClinicDate: Date of First Clinic Visit

Value	Label	Cases	Percentage
2013-07-08		2	0.1%
2013-07-09		4	0.1%
2013-07-10		1	0.0%
2013-07-11		2	0.1%
2013-07-12		6	0.2%
2013-07-15		7	0.2%
2013-07-16		10	0.3%
2013-07-17		1	0.0%
2013-07-18		4	0.1%
2013-07-20		1	0.0%
2013-07-22		3	0.1%
2013-07-23		21	0.7%
2013-07-24		10	0.3%
2013-07-25		7	0.2%
2013-07-26		3	0.1%
2013-07-27		1	0.0%
2013-07-29		6	0.2%
2013-07-30		12	0.4%
2013-07-31		11	0.4%
2013-08-01		6	0.2%
2013-08-03		4	0.1%
2013-08-05		3	0.1%
2013-08-06		6	0.2%
2013-08-07		3	0.1%
2013-08-08		4	0.1%
2013-08-12		5	0.2%
2013-08-13		9	0.3%
2013-08-14		1	0.0%
2013-08-15		3	0.1%
2013-08-16		8	0.3%
2013-08-17		2	0.1%
2013-08-19		11	0.4%
2013-08-20		2	0.1%
2013-08-21		9	0.3%
2013-08-22		8	0.3%
2013-08-23		1	0.0%
2013-08-24		1	0.0%
2013-08-26		2	0.1%
2013-08-27		10	0.3%
2013-08-28		8	0.3%
2013-08-29		6	0.2%
2013-08-31		3	0.1%
2013-09-02		3	0.1%

## File : Linkage to Care Dataset.

# FirstClinicDate: Date of First Clinic Visit

Value	Label	Cases	Percentage
2013-09-03		2	0.1%
2013-09-04		8	0.3%
2013-09-05		6	0.2%
2013-09-06		3	0.1%
2013-09-07		2	0.1%
2013-09-09		1	0.0%
2013-09-10		13	0.4%
2013-09-11		6	0.2%
2013-09-12		8	0.3%
2013-09-13		1	0.0%
2013-09-14		1	0.0%
2013-09-16		9	0.3%
2013-09-17		7	0.2%
2013-09-18		7	0.2%
2013-09-19		6	0.2%
2013-09-20		1	0.0%
2013-09-21		1	0.0%
2013-09-23		7	0.2%
2013-09-25		7	0.2%
2013-09-26		13	0.4%
2013-09-30		9	0.3%
2013-10-01		6	0.2%
2013-10-02		3	0.1%
2013-10-03		11	0.4%
2013-10-07		3	0.1%
2013-10-08		4	0.1%
2013-10-09		9	0.3%
2013-10-10		8	0.3%
2013-10-14		4	0.1%
2013-10-15		4	0.1%
2013-10-16		6	0.2%
2013-10-17		13	0.4%
2013-10-18		1	0.0%
2013-10-21		15	0.5%
2013-10-22		4	0.1%
2013-10-23		6	0.2%
2013-10-24		5	0.2%
2013-10-25		1	0.0%
2013-10-26		1	0.0%
2013-10-28		5	0.2%
2013-10-29		5	0.2%
2013-10-30		2	0.1%
2013-10-31		6	0.2%

## File : Linkage to Care Dataset.

# FirstClinicDate: Date of First Clinic Visit

Value	Label	Cases	Percentage
2013-11-04		4	0.1%
2013-11-06		1	0.0%
2013-11-07		2	0.1%
2013-11-08		1	0.0%
2013-11-11		6	0.2%
2013-11-12		5	0.2%
2013-11-13		6	0.2%
2013-11-14		4	0.1%
2013-11-15		1	0.0%
2013-11-18		3	0.1%
2013-11-19		2	0.1%
2013-11-20		1	0.0%
2013-11-21		5	0.2%
2013-11-25		6	0.2%
2013-11-27		7	0.2%
2013-11-28		1	0.0%
2013-11-30		1	0.0%
2013-12-02		7	0.2%
2013-12-03		1	0.0%
2013-12-04		2	0.1%
2013-12-05		6	0.2%
2013-12-07		1	0.0%
2013-12-09		9	0.3%
2013-12-10		2	0.1%
2013-12-11		3	0.1%
2013-12-12		4	0.1%
2014-01-13		3	0.1%
2014-01-14		3	0.1%
2014-01-15		1	0.0%
2014-01-16		2	0.1%
2014-01-17		2	0.1%
2014-01-20		3	0.1%
2014-01-21		2	0.1%
2014-01-23		2	0.1%
2014-01-27		2	0.1%
2014-01-29		3	0.1%
2014-01-31		1	0.0%
2014-02-03		2	0.1%
2014-02-04		1	0.0%
2014-02-05		2	0.1%
2014-02-06		4	0.1%
2014-02-10		3	0.1%
2014-02-11		5	0.2%

## File : Linkage to Care Dataset.

# FirstClinicDate: Date of First Clinic Visit

Value	Label	Cases	Percentage
2014-02-13		2	<div></div> 0.1%
2014-02-15		1	<div></div> 0.0%
2014-02-17		3	<div></div> 0.1%
2014-02-18		5	<div></div> 0.2%
2014-02-19		1	<div></div> 0.0%
2014-02-20		4	<div></div> 0.1%
2014-02-24		1	<div></div> 0.0%
2014-02-25		1	<div></div> 0.0%
2014-02-26		1	<div></div> 0.0%
2014-02-28		1	<div></div> 0.0%
2014-03-03		2	<div></div> 0.1%
2014-03-04		1	<div></div> 0.0%
2014-03-05		1	<div></div> 0.0%
2014-03-06		4	<div></div> 0.1%
2014-03-11		1	<div></div> 0.0%
2014-03-12		1	<div></div> 0.0%
2014-03-13		3	<div></div> 0.1%
2014-03-14		1	<div></div> 0.0%
2014-03-17		4	<div></div> 0.1%
2014-03-18		3	<div></div> 0.1%
2014-03-19		2	<div></div> 0.1%
2014-03-20		2	<div></div> 0.1%
2014-03-24		1	<div></div> 0.0%
2014-03-29		1	<div></div> 0.0%
2014-03-31		2	<div></div> 0.1%
2014-04-03		1	<div></div> 0.0%
2014-04-07		2	<div></div> 0.1%
2014-04-08		1	<div></div> 0.0%
2014-04-10		1	<div></div> 0.0%
2014-04-16		1	<div></div> 0.0%
2014-04-22		1	<div></div> 0.0%
2014-04-29		3	<div></div> 0.1%
2014-05-06		1	<div></div> 0.0%
2014-05-08		2	<div></div> 0.1%
2014-05-12		1	<div></div> 0.0%
2014-05-13		1	<div></div> 0.0%
2014-05-17		1	<div></div> 0.0%
2014-05-20		2	<div></div> 0.1%
2014-05-24		1	<div></div> 0.0%
2014-05-27		1	<div></div> 0.0%
2014-06-03		2	<div></div> 0.1%
2014-06-09		2	<div></div> 0.1%
2014-06-10		1	<div></div> 0.0%

## File : Linkage to Care Dataset.

# FirstClinicDate: Date of First Clinic Visit

Value	Label	Cases	Percentage
2014-06-11		2	0.1%
2014-06-17		3	0.1%
2014-06-18		1	0.0%
2014-06-23		3	0.1%
2014-06-24		4	0.1%
2014-06-25		3	0.1%
2014-06-26		2	0.1%
2014-06-28		1	0.0%
2014-06-30		5	0.2%
2014-07-01		2	0.1%
2014-07-03		2	0.1%
2014-07-09		4	0.1%
2014-07-10		8	0.3%
2014-07-14		6	0.2%
2014-07-15		1	0.0%
2014-07-16		3	0.1%
2014-07-17		5	0.2%
2014-07-19		2	0.1%
2014-07-21		3	0.1%
2014-07-22		7	0.2%
2014-07-23		10	0.3%
2014-07-24		4	0.1%
2014-07-28		9	0.3%
2014-07-29		3	0.1%
2014-07-30		3	0.1%
2014-07-31		5	0.2%
2014-08-01		2	0.1%
2014-08-02		3	0.1%
2014-08-04		5	0.2%
2014-08-05		6	0.2%
2014-08-07		2	0.1%
2014-08-08		2	0.1%
2014-08-11		9	0.3%
2014-08-12		9	0.3%
2014-08-13		5	0.2%
2014-08-14		9	0.3%
2014-08-15		1	0.0%
2014-08-16		2	0.1%
2014-08-18		17	0.6%
2014-08-19		13	0.4%
2014-08-20		4	0.1%
2014-08-21		7	0.2%
2014-08-22		1	0.0%

## File : Linkage to Care Dataset.

# FirstClinicDate: Date of First Clinic Visit

Value	Label	Cases	Percentage
2014-08-25		16	0.5%
2014-08-26		7	0.2%
2014-08-27		8	0.3%
2014-08-28		3	0.1%
2014-08-30		1	0.0%
2014-09-01		9	0.3%
2014-09-02		9	0.3%
2014-09-03		8	0.3%
2014-09-04		5	0.2%
2014-09-05		2	0.1%
2014-09-08		15	0.5%
2014-09-09		17	0.6%
2014-09-10		9	0.3%
2014-09-11		8	0.3%
2014-09-12		1	0.0%
2014-09-13		3	0.1%
2014-09-15		23	0.8%
2014-09-16		23	0.8%
2014-09-17		15	0.5%
2014-09-18		15	0.5%
2014-09-20		2	0.1%
2014-09-22		23	0.8%
2014-09-23		22	0.7%
2014-09-25		19	0.6%
2014-09-27		3	0.1%
2014-09-29		13	0.4%
2014-09-30		13	0.4%
2014-10-01		6	0.2%
2014-10-02		10	0.3%
2014-10-06		5	0.2%
2014-10-07		12	0.4%
2014-10-08		24	0.8%
2014-10-09		5	0.2%
2014-10-10		4	0.1%
2014-10-13		11	0.4%
2014-10-14		10	0.3%
2014-10-15		9	0.3%
2014-10-16		7	0.2%
2014-10-20		12	0.4%
2014-10-21		15	0.5%
2014-10-22		3	0.1%
2014-10-23		10	0.3%
2014-10-27		8	0.3%

## File : Linkage to Care Dataset.

# FirstClinicDate: Date of First Clinic Visit

Value	Label	Cases	Percentage
2014-10-28		8	0.3%
2014-10-29		11	0.4%
2014-10-30		8	0.3%
2014-10-31		1	0.0%
2014-11-03		2	0.1%
2014-11-04		5	0.2%
2014-11-05		8	0.3%
2014-11-06		10	0.3%
2014-11-10		11	0.4%
2014-11-11		6	0.2%
2014-11-12		6	0.2%
2014-11-13		5	0.2%
2014-11-17		4	0.1%
2014-11-18		4	0.1%
2014-11-19		8	0.3%
2014-11-20		3	0.1%
2014-11-24		4	0.1%
2014-11-25		3	0.1%
2014-11-26		4	0.1%
2014-11-27		3	0.1%
2014-12-01		1	0.0%
2014-12-02		1	0.0%
2014-12-12		1	0.0%
2015-01-13		4	0.1%
2015-01-14		5	0.2%
2015-01-15		3	0.1%
2015-01-17		1	0.0%
2015-01-19		2	0.1%
2015-01-20		2	0.1%
2015-01-21		4	0.1%
2015-01-22		4	0.1%
2015-01-26		2	0.1%
2015-01-27		6	0.2%
2015-01-28		8	0.3%
2015-01-29		2	0.1%
2015-01-31		1	0.0%
2015-02-02		5	0.2%
2015-02-03		2	0.1%
2015-02-04		6	0.2%
2015-02-07		1	0.0%
2015-02-09		4	0.1%
2015-02-10		7	0.2%
2015-02-11		6	0.2%

## File : Linkage to Care Dataset.

# FirstClinicDate: Date of First Clinic Visit

Value	Label	Cases	Percentage
2015-02-12		7	0.2%
2015-02-13		1	0.0%
2015-02-16		3	0.1%
2015-02-17		6	0.2%
2015-02-18		7	0.2%
2015-02-19		12	0.4%
2015-02-23		7	0.2%
2015-02-24		11	0.4%
2015-02-25		3	0.1%
2015-02-26		9	0.3%
2015-02-28		1	0.0%
2015-03-02		2	0.1%
2015-03-03		10	0.3%
2015-03-04		6	0.2%
2015-03-05		5	0.2%
2015-03-07		1	0.0%
2015-03-09		3	0.1%
2015-03-10		15	0.5%
2015-03-11		3	0.1%
2015-03-12		1	0.0%
2015-03-13		2	0.1%
2015-03-14		2	0.1%
2015-03-16		5	0.2%
2015-03-17		4	0.1%
2015-03-18		6	0.2%
2015-03-19		4	0.1%
2015-03-21		1	0.0%
2015-03-23		5	0.2%
2015-03-24		9	0.3%
2015-03-25		4	0.1%
2015-03-26		3	0.1%
2015-03-30		3	0.1%
2015-03-31		8	0.3%
2015-04-01		7	0.2%
2015-04-07		1	0.0%
2015-04-08		6	0.2%
2015-04-09		5	0.2%
2015-04-11		1	0.0%
2015-04-13		13	0.4%
2015-04-14		11	0.4%
2015-04-15		7	0.2%
2015-04-16		5	0.2%
2015-04-17		3	0.1%



## File : Linkage to Care Dataset.

# FirstClinicDate: Date of First Clinic Visit

Value	Label	Cases	Percentage
2015-04-20		3	0.1%
2015-04-21		11	0.4%
2015-04-22		16	0.5%
2015-04-23		6	0.2%
2015-04-24		5	0.2%
2015-04-28		5	0.2%
2015-04-29		8	0.3%
2015-05-04		14	0.5%
2015-05-05		3	0.1%
2015-05-06		5	0.2%
2015-05-07		9	0.3%
2015-05-11		11	0.4%
2015-05-12		8	0.3%
2015-05-13		15	0.5%
2015-05-14		8	0.3%
2015-05-15		1	0.0%
2015-05-18		10	0.3%
2015-05-19		10	0.3%
2015-05-20		11	0.4%
2015-05-21		3	0.1%
2015-05-25		9	0.3%
2015-05-26		4	0.1%
2015-05-27		9	0.3%
2015-05-28		5	0.2%
2015-06-01		6	0.2%
2015-06-02		6	0.2%
2015-06-03		3	0.1%
2015-06-04		8	0.3%
2015-06-05		1	0.0%
2015-06-08		10	0.3%
2015-06-09		5	0.2%
2015-06-10		3	0.1%
2015-06-11		2	0.1%
2015-06-15		3	0.1%
2015-06-17		8	0.3%
2015-06-18		7	0.2%
2015-06-22		5	0.2%
2015-06-23		7	0.2%
2015-06-24		8	0.3%
2015-06-25		10	0.3%
2015-06-26		1	0.0%
2015-06-29		1	0.0%
2015-06-30		12	0.4%

## File : Linkage to Care Dataset.

# FirstClinicDate: Date of First Clinic Visit

Value	Label	Cases	Percentage
2015-07-01		4	<div><div></div></div> 0.1%
2015-07-02		5	<div><div></div></div> 0.2%
2015-07-06		5	<div><div></div></div> 0.2%
2015-07-07		7	<div><div></div></div> 0.2%
2015-07-08		5	<div><div></div></div> 0.2%
2015-07-09		3	<div><div></div></div> 0.1%
2015-07-10		2	<div><div></div></div> 0.1%
2015-07-13		1	<div><div></div></div> 0.0%
2015-07-14		9	<div><div></div></div> 0.3%
2015-07-15		5	<div><div></div></div> 0.2%
2015-07-16		7	<div><div></div></div> 0.2%
2015-07-20		4	<div><div></div></div> 0.1%
2015-07-21		4	<div><div></div></div> 0.1%
2015-07-22		2	<div><div></div></div> 0.1%
2015-07-23		2	<div><div></div></div> 0.1%
2015-07-27		4	<div><div></div></div> 0.1%
2015-07-28		2	<div><div></div></div> 0.1%
2015-07-29		2	<div><div></div></div> 0.1%
2015-07-30		2	<div><div></div></div> 0.1%
2015-07-31		1	<div><div></div></div> 0.0%
2015-08-03		2	<div><div></div></div> 0.1%
2015-08-04		1	<div><div></div></div> 0.0%
2015-08-05		2	<div><div></div></div> 0.1%
2015-08-06		5	<div><div></div></div> 0.2%
2015-08-11		8	<div><div></div></div> 0.3%
2015-08-12		1	<div><div></div></div> 0.0%
2015-08-13		3	<div><div></div></div> 0.1%
2015-08-17		2	<div><div></div></div> 0.1%
2015-08-18		10	<div><div></div></div> 0.3%
2015-08-19		6	<div><div></div></div> 0.2%
2015-08-20		4	<div><div></div></div> 0.1%
2015-08-24		7	<div><div></div></div> 0.2%
2015-08-25		2	<div><div></div></div> 0.1%
2015-08-26		3	<div><div></div></div> 0.1%
2015-08-31		5	<div><div></div></div> 0.2%
2015-09-01		5	<div><div></div></div> 0.2%
2015-09-02		3	<div><div></div></div> 0.1%
2015-09-03		2	<div><div></div></div> 0.1%
2015-09-07		2	<div><div></div></div> 0.1%
2015-09-08		3	<div><div></div></div> 0.1%
2015-09-09		4	<div><div></div></div> 0.1%
2015-09-10		2	<div><div></div></div> 0.1%
2015-09-12		1	<div><div></div></div> 0.0%

## File : Linkage to Care Dataset.

# FirstClinicDate: Date of First Clinic Visit

Value	Label	Cases	Percentage
2015-09-14		2	<div><div></div></div> 0.1%
2015-09-15		6	<div><div></div></div> 0.2%
2015-09-16		5	<div><div></div></div> 0.2%
2015-09-17		4	<div><div></div></div> 0.1%
2015-09-21		8	<div><div></div></div> 0.3%
2015-09-22		2	<div><div></div></div> 0.1%
2015-09-23		1	<div><div></div></div> 0.0%
2015-09-28		7	<div><div></div></div> 0.2%
2015-09-29		8	<div><div></div></div> 0.3%
2015-09-30		5	<div><div></div></div> 0.2%
2015-10-01		4	<div><div></div></div> 0.1%
2015-10-02		1	<div><div></div></div> 0.0%
2015-10-05		3	<div><div></div></div> 0.1%
2015-10-06		3	<div><div></div></div> 0.1%
2015-10-07		3	<div><div></div></div> 0.1%
2015-10-08		4	<div><div></div></div> 0.1%
2015-10-12		1	<div><div></div></div> 0.0%
2015-10-13		7	<div><div></div></div> 0.2%
2015-10-14		4	<div><div></div></div> 0.1%
2015-10-15		4	<div><div></div></div> 0.1%
2015-10-19		6	<div><div></div></div> 0.2%
2015-10-20		3	<div><div></div></div> 0.1%
2015-10-21		2	<div><div></div></div> 0.1%
2015-10-22		2	<div><div></div></div> 0.1%
2015-10-23		1	<div><div></div></div> 0.0%
2015-10-26		5	<div><div></div></div> 0.2%
2015-10-27		3	<div><div></div></div> 0.1%
2015-10-28		5	<div><div></div></div> 0.2%
2015-10-29		2	<div><div></div></div> 0.1%
2015-10-30		1	<div><div></div></div> 0.0%
2015-11-02		1	<div><div></div></div> 0.0%
2015-11-03		3	<div><div></div></div> 0.1%
2015-11-04		4	<div><div></div></div> 0.1%
2015-11-05		5	<div><div></div></div> 0.2%
2015-11-09		6	<div><div></div></div> 0.2%
2015-11-11		2	<div><div></div></div> 0.1%
2015-11-12		2	<div><div></div></div> 0.1%
2015-11-13		1	<div><div></div></div> 0.0%
2015-11-16		1	<div><div></div></div> 0.0%
2015-11-17		4	<div><div></div></div> 0.1%
2015-11-18		4	<div><div></div></div> 0.1%
2015-11-19		2	<div><div></div></div> 0.1%
2015-11-24		3	<div><div></div></div> 0.1%

## File : Linkage to Care Dataset.

### # FirstClinicDate: Date of First Clinic Visit

Value	Label	Cases	Percentage
2015-11-25		1	0.0%
2015-11-26		4	0.1%
2015-11-30		2	0.1%
2015-12-01		1	0.0%
2015-12-08		1	0.0%
2016-01-19		1	0.0%
2016-01-20		1	0.0%
2016-01-26		2	0.1%
2016-02-01		1	0.0%
2016-02-03		1	0.0%
2016-02-04		3	0.1%
2016-02-05		1	0.0%
2016-02-08		1	0.0%
2016-02-10		2	0.1%

Warning: these figures indicate the number of cases found in the data file. They cannot be interpreted as summary statistics of the population of interest.

### # FirstClinicLocationId: First Clinic LocationId

Information	[Type= continuous] [Format=numeric] [Range= 177-11633] [Missing=*]
Statistics [NW/ W]	[Valid=3001 /-] [Invalid=23392 /-] [Mean=4607.671 /-] [StdDev=4043.055 /-]

### # LastClinicDate: Daet of Last Clinic Visit

Information	[Type= discrete] [Format=character] [Missing=*]
Statistics [NW/ W]	[Valid=3001 /-]

Value	Label	Cases	Percentage
2012-03-20		1	0.0%
2012-04-12		1	0.0%
2012-04-18		2	0.1%
2012-04-26		1	0.0%
2012-06-06		1	0.0%
2012-08-17		1	0.0%
2012-10-11		1	0.0%
2012-11-12		1	0.0%
2012-11-26		1	0.0%
2012-11-29		1	0.0%
2012-12-03		1	0.0%
2012-12-19		1	0.0%
2013-01-31		1	0.0%
2013-02-13		2	0.1%
2013-03-05		1	0.0%
2013-03-12		1	0.0%
2013-03-18		1	0.0%
2013-03-20		1	0.0%
2013-03-26		1	0.0%
2013-04-04		1	0.0%

## File : Linkage to Care Dataset.

# LastClinicDate: Daet of Last Clinic Visit

Value	Label	Cases	Percentage
2013-04-18		1	0.0%
2013-05-16		1	0.0%
2013-05-20		1	0.0%
2013-05-23		1	0.0%
2013-05-29		3	0.1%
2013-06-03		6	0.2%
2013-06-05		2	0.1%
2013-06-06		1	0.0%
2013-06-14		2	0.1%
2013-06-18		1	0.0%
2013-06-19		1	0.0%
2013-06-24		1	0.0%
2013-06-25		1	0.0%
2013-07-01		1	0.0%
2013-07-02		1	0.0%
2013-07-08		1	0.0%
2013-07-09		1	0.0%
2013-07-16		1	0.0%
2013-07-19		1	0.0%
2013-07-22		1	0.0%
2013-07-24		1	0.0%
2013-08-03		1	0.0%
2013-08-05		1	0.0%
2013-08-06		1	0.0%
2013-08-21		1	0.0%
2013-08-22		2	0.1%
2013-08-27		3	0.1%
2013-08-30		1	0.0%
2013-08-31		1	0.0%
2013-09-03		1	0.0%
2013-09-04		1	0.0%
2013-09-06		1	0.0%
2013-09-09		1	0.0%
2013-09-10		2	0.1%
2013-09-11		1	0.0%
2013-09-16		1	0.0%
2013-09-19		4	0.1%
2013-09-20		1	0.0%
2013-09-30		3	0.1%
2013-10-02		1	0.0%
2013-10-07		1	0.0%
2013-10-17		1	0.0%
2013-10-21		4	0.1%

## File : Linkage to Care Dataset.

# LastClinicDate: Daet of Last Clinic Visit

Value	Label	Cases	Percentage
2013-10-23		2	0.1%
2013-10-25		1	0.0%
2013-10-26		1	0.0%
2013-10-28		1	0.0%
2013-10-31		1	0.0%
2013-11-05		1	0.0%
2013-11-07		1	0.0%
2013-11-11		1	0.0%
2013-11-12		1	0.0%
2013-11-18		1	0.0%
2013-11-20		1	0.0%
2013-11-27		1	0.0%
2013-11-28		1	0.0%
2013-12-03		1	0.0%
2013-12-04		1	0.0%
2013-12-05		1	0.0%
2013-12-09		1	0.0%
2013-12-10		2	0.1%
2014-01-15		1	0.0%
2014-01-27		1	0.0%
2014-01-28		1	0.0%
2014-02-05		2	0.1%
2014-02-06		1	0.0%
2014-02-10		2	0.1%
2014-02-12		1	0.0%
2014-02-13		1	0.0%
2014-02-24		1	0.0%
2014-02-27		1	0.0%
2014-03-04		2	0.1%
2014-03-05		1	0.0%
2014-03-17		1	0.0%
2014-03-18		2	0.1%
2014-03-24		1	0.0%
2014-03-25		1	0.0%
2014-03-31		2	0.1%
2014-04-01		2	0.1%
2014-04-03		1	0.0%
2014-04-16		1	0.0%
2014-04-29		2	0.1%
2014-04-30		2	0.1%
2014-05-06		1	0.0%
2014-05-08		1	0.0%
2014-05-12		1	0.0%

## File : Linkage to Care Dataset.

# LastClinicDate: Daet of Last Clinic Visit

Value	Label	Cases	Percentage
2014-05-13		2	0.1%
2014-05-14		1	0.0%
2014-05-29		1	0.0%
2014-05-30		1	0.0%
2014-06-06		1	0.0%
2014-06-09		2	0.1%
2014-06-11		1	0.0%
2014-06-17		1	0.0%
2014-06-18		1	0.0%
2014-06-20		1	0.0%
2014-06-24		4	0.1%
2014-06-25		1	0.0%
2014-06-26		2	0.1%
2014-06-28		2	0.1%
2014-06-30		2	0.1%
2014-07-08		1	0.0%
2014-07-09		1	0.0%
2014-07-10		1	0.0%
2014-07-15		1	0.0%
2014-07-16		1	0.0%
2014-07-21		1	0.0%
2014-07-23		1	0.0%
2014-07-28		2	0.1%
2014-07-30		1	0.0%
2014-07-31		2	0.1%
2014-08-04		1	0.0%
2014-08-05		1	0.0%
2014-08-06		1	0.0%
2014-08-14		2	0.1%
2014-08-18		1	0.0%
2014-08-19		1	0.0%
2014-08-21		1	0.0%
2014-08-23		1	0.0%
2014-08-26		1	0.0%
2014-08-27		1	0.0%
2014-08-28		1	0.0%
2014-09-01		1	0.0%
2014-09-02		2	0.1%
2014-09-03		1	0.0%
2014-09-04		2	0.1%
2014-09-08		1	0.0%
2014-09-09		3	0.1%
2014-09-11		2	0.1%

## File : Linkage to Care Dataset.

# LastClinicDate: Daet of Last Clinic Visit

Value	Label	Cases	Percentage
2014-09-15		3	0.1%
2014-09-16		1	0.0%
2014-09-17		3	0.1%
2014-09-18		3	0.1%
2014-09-20		1	0.0%
2014-09-22		1	0.0%
2014-09-23		1	0.0%
2014-09-25		5	0.2%
2014-09-27		1	0.0%
2014-09-29		2	0.1%
2014-09-30		2	0.1%
2014-10-01		3	0.1%
2014-10-02		2	0.1%
2014-10-06		1	0.0%
2014-10-07		1	0.0%
2014-10-09		1	0.0%
2014-10-13		2	0.1%
2014-10-14		2	0.1%
2014-10-15		2	0.1%
2014-10-18		1	0.0%
2014-10-20		1	0.0%
2014-10-21		4	0.1%
2014-10-22		3	0.1%
2014-10-23		4	0.1%
2014-10-28		1	0.0%
2014-10-30		2	0.1%
2014-11-04		1	0.0%
2014-11-05		2	0.1%
2014-11-06		1	0.0%
2014-11-08		1	0.0%
2014-11-10		1	0.0%
2014-11-11		2	0.1%
2014-11-12		2	0.1%
2014-11-13		2	0.1%
2014-11-14		1	0.0%
2014-11-17		2	0.1%
2014-11-18		2	0.1%
2014-11-19		4	0.1%
2014-11-20		2	0.1%
2014-11-24		1	0.0%
2014-11-25		2	0.1%
2014-11-26		1	0.0%
2014-12-01		1	0.0%



## File : Linkage to Care Dataset.

# LastClinicDate: Daet of Last Clinic Visit

Value	Label	Cases	Percentage
2014-12-02		1	0.0%
2014-12-03		2	0.1%
2014-12-10		3	0.1%
2014-12-11		1	0.0%
2014-12-12		1	0.0%
2015-01-14		3	0.1%
2015-01-21		1	0.0%
2015-01-22		6	0.2%
2015-01-26		3	0.1%
2015-01-27		1	0.0%
2015-01-28		2	0.1%
2015-01-29		1	0.0%
2015-01-30		1	0.0%
2015-01-31		1	0.0%
2015-02-02		2	0.1%
2015-02-03		3	0.1%
2015-02-04		3	0.1%
2015-02-05		1	0.0%
2015-02-09		2	0.1%
2015-02-10		7	0.2%
2015-02-11		1	0.0%
2015-02-12		1	0.0%
2015-02-13		1	0.0%
2015-02-17		3	0.1%
2015-02-18		3	0.1%
2015-02-23		2	0.1%
2015-02-26		5	0.2%
2015-03-02		1	0.0%
2015-03-03		2	0.1%
2015-03-04		3	0.1%
2015-03-05		1	0.0%
2015-03-10		2	0.1%
2015-03-11		4	0.1%
2015-03-12		4	0.1%
2015-03-13		3	0.1%
2015-03-17		3	0.1%
2015-03-18		1	0.0%
2015-03-19		2	0.1%
2015-03-24		3	0.1%
2015-03-25		3	0.1%
2015-03-26		4	0.1%
2015-03-31		2	0.1%
2015-04-01		2	0.1%

## File : Linkage to Care Dataset.

# LastClinicDate: Daet of Last Clinic Visit

Value	Label	Cases	Percentage
2015-04-07		1	0.0%
2015-04-08		1	0.0%
2015-04-09		2	0.1%
2015-04-10		2	0.1%
2015-04-11		1	0.0%
2015-04-13		2	0.1%
2015-04-14		3	0.1%
2015-04-15		5	0.2%
2015-04-16		7	0.2%
2015-04-17		1	0.0%
2015-04-20		7	0.2%
2015-04-21		7	0.2%
2015-04-22		1	0.0%
2015-04-23		5	0.2%
2015-04-29		1	0.0%
2015-04-30		1	0.0%
2015-05-04		2	0.1%
2015-05-05		2	0.1%
2015-05-06		3	0.1%
2015-05-07		2	0.1%
2015-05-11		6	0.2%
2015-05-12		1	0.0%
2015-05-13		4	0.1%
2015-05-14		4	0.1%
2015-05-15		1	0.0%
2015-05-16		1	0.0%
2015-05-18		2	0.1%
2015-05-19		1	0.0%
2015-05-20		6	0.2%
2015-05-21		4	0.1%
2015-05-25		1	0.0%
2015-05-26		1	0.0%
2015-05-27		3	0.1%
2015-05-28		1	0.0%
2015-06-01		1	0.0%
2015-06-02		11	0.4%
2015-06-03		1	0.0%
2015-06-04		1	0.0%
2015-06-08		6	0.2%
2015-06-09		2	0.1%
2015-06-10		5	0.2%
2015-06-11		2	0.1%
2015-06-17		5	0.2%

## File : Linkage to Care Dataset.

# LastClinicDate: Daet of Last Clinic Visit

Value	Label	Cases	Percentage
2015-06-18		3	0.1%
2015-06-19		1	0.0%
2015-06-22		4	0.1%
2015-06-23		1	0.0%
2015-06-24		7	0.2%
2015-06-25		5	0.2%
2015-06-30		2	0.1%
2015-07-01		1	0.0%
2015-07-02		5	0.2%
2015-07-06		6	0.2%
2015-07-07		1	0.0%
2015-07-08		3	0.1%
2015-07-09		3	0.1%
2015-07-13		1	0.0%
2015-07-14		3	0.1%
2015-07-15		2	0.1%
2015-07-16		7	0.2%
2015-07-20		5	0.2%
2015-07-21		1	0.0%
2015-07-22		1	0.0%
2015-07-28		1	0.0%
2015-07-29		2	0.1%
2015-07-30		2	0.1%
2015-08-03		2	0.1%
2015-08-05		2	0.1%
2015-08-07		1	0.0%
2015-08-11		3	0.1%
2015-08-12		3	0.1%
2015-08-13		1	0.0%
2015-08-17		1	0.0%
2015-08-18		6	0.2%
2015-08-19		3	0.1%
2015-08-20		6	0.2%
2015-08-24		2	0.1%
2015-08-25		6	0.2%
2015-08-26		3	0.1%
2015-08-27		1	0.0%
2015-08-28		2	0.1%
2015-08-29		2	0.1%
2015-08-31		1	0.0%
2015-09-01		6	0.2%
2015-09-02		4	0.1%
2015-09-03		2	0.1%

## File : Linkage to Care Dataset.

# LastClinicDate: Daet of Last Clinic Visit

Value	Label	Cases	Percentage
2015-09-04		3	0.1%
2015-09-07		1	0.0%
2015-09-08		2	0.1%
2015-09-10		1	0.0%
2015-09-14		1	0.0%
2015-09-15		4	0.1%
2015-09-16		8	0.3%
2015-09-17		3	0.1%
2015-09-18		1	0.0%
2015-09-21		3	0.1%
2015-09-22		2	0.1%
2015-09-23		2	0.1%
2015-09-28		4	0.1%
2015-09-29		3	0.1%
2015-09-30		3	0.1%
2015-10-01		5	0.2%
2015-10-02		1	0.0%
2015-10-05		3	0.1%
2015-10-06		3	0.1%
2015-10-07		4	0.1%
2015-10-08		1	0.0%
2015-10-12		2	0.1%
2015-10-13		3	0.1%
2015-10-14		4	0.1%
2015-10-15		4	0.1%
2015-10-17		1	0.0%
2015-10-19		7	0.2%
2015-10-20		1	0.0%
2015-10-21		1	0.0%
2015-10-22		6	0.2%
2015-10-23		2	0.1%
2015-10-24		1	0.0%
2015-10-26		3	0.1%
2015-10-27		3	0.1%
2015-10-28		2	0.1%
2015-10-29		2	0.1%
2015-10-30		1	0.0%
2015-11-02		4	0.1%
2015-11-03		3	0.1%
2015-11-04		4	0.1%
2015-11-05		5	0.2%
2015-11-07		1	0.0%
2015-11-09		13	0.4%

## File : Linkage to Care Dataset.

# LastClinicDate: Daet of Last Clinic Visit

Value	Label	Cases	Percentage
2015-11-11		3	0.1%
2015-11-12		10	0.3%
2015-11-13		3	0.1%
2015-11-14		3	0.1%
2015-11-16		14	0.5%
2015-11-17		4	0.1%
2015-11-18		8	0.3%
2015-11-19		15	0.5%
2015-11-21		4	0.1%
2015-11-23		16	0.5%
2015-11-24		14	0.5%
2015-11-25		5	0.2%
2015-11-26		6	0.2%
2015-11-28		2	0.1%
2015-11-30		21	0.7%
2015-12-01		21	0.7%
2015-12-03		24	0.8%
2015-12-05		1	0.0%
2015-12-07		23	0.8%
2015-12-08		44	1.5%
2015-12-09		28	0.9%
2015-12-10		38	1.3%
2015-12-14		7	0.2%
2015-12-15		2	0.1%
2016-01-11		14	0.5%
2016-01-12		42	1.4%
2016-01-13		80	2.7%
2016-01-14		72	2.4%
2016-01-15		3	0.1%
2016-01-16		43	1.4%
2016-01-18		74	2.5%
2016-01-19		135	4.5%
2016-01-20		142	4.7%
2016-01-21		87	2.9%
2016-01-22		43	1.4%
2016-01-23		30	1.0%
2016-01-25		105	3.5%
2016-01-26		125	4.2%
2016-01-27		80	2.7%
2016-01-28		90	3.0%
2016-01-29		14	0.5%
2016-01-30		13	0.4%
2016-02-01		105	3.5%

## File : Linkage to Care Dataset.

### # LastClinicDate: Daet of Last Clinic Visit

Value	Label	Cases	Percentage
2016-02-02		91	<div><div></div></div> 3.0%
2016-02-03		111	<div><div></div></div> 3.7%
2016-02-04		101	<div><div></div></div> 3.4%
2016-02-05		2	<div><div></div></div> 0.1%
2016-02-06		22	<div><div></div></div> 0.7%
2016-02-08		117	<div><div></div></div> 3.9%
2016-02-09		103	<div><div></div></div> 3.4%
2016-02-10		80	<div><div></div></div> 2.7%

Warning: these figures indicate the number of cases found in the data file. They cannot be interpreted as summary statistics of the population of interest.

### # LastClinicLocationId: Last Clinic LocationId

Information	[Type= continuous] [Format=numeric] [Range= 177-11633] [Missing=*]
Statistics [NW/ W]	[Valid=261 -/] [Invalid=26132 -/] [Mean=5950.307 -/] [StdDev=4131.086 -/]

### # ClinicVisited: Clinic Visited

Information	[Type= discrete] [Format=character] [Missing=*]
Statistics [NW/ W]	[Valid=26393 -/] [Invalid=0 -/]

Value	Label	Cases	Percentage
No		23392	<div><div></div></div> 88.6%
Yes		3001	<div><div></div></div> 11.4%

Warning: these figures indicate the number of cases found in the data file. They cannot be interpreted as summary statistics of the population of interest.

### # CurrentDate: CurrentDate

Information	[Type= discrete] [Format=numeric] [Range= 20160202-20160202] [Missing=*]
Statistics [NW/ W]	[Valid=26393 -/] [Invalid=0 -/]

Value	Label	Cases	Percentage
20160210		26393	<div><div></div></div> 100.0%

Warning: these figures indicate the number of cases found in the data file. They cannot be interpreted as summary statistics of the population of interest.

### # DaystoClinicLink: Number of Days to link to Clinic

Information	[Type= continuous] [Format=numeric] [Range= -503-1113] [Missing=*]
Statistics [NW/ W]	[Valid=3001 -/] [Invalid=23392 -/] [Mean=94.252 -/] [StdDev=158.829 -/]

### # DaysSinceLastContactHome: Number of Days Since Last Home Contact

Information	[Type= continuous] [Format=numeric] [Range= 1-1424] [Missing=*]
Statistics [NW/ W]	[Valid=26393 -/] [Invalid=0 -/] [Mean=273.022 -/] [StdDev=276.181 -/]

### # DaysSinceLastCLinicVisit: Number of Days Since Last CLinic Visit

Information	[Type= continuous] [Format=numeric] [Range= 0-1413] [Missing=*]
Statistics [NW/ W]	[Valid=3001 -/] [Invalid=23392 -/] [Mean=119.275 -/] [StdDev=217.956 -/]

### # DaysNotLinkedtoClinic: Number of Days Not Linked to Clinic

Information	[Type= continuous] [Format=numeric] [Range= 0-1421] [Missing=*]
Statistics [NW/ W]	[Valid=7502 -/] [Invalid=18891 -/] [Mean=323.878 -/] [StdDev=352.823 -/]

### # HIVStatus: HIV Status

Information	[Type= discrete] [Format=character] [Missing=*]
-------------	---

## File : Linkage to Care Dataset.

### # HIVStatus: HIV Status

Statistics [NW/ W] [Valid=26393 /-] [Invalid=0 /-]

Value	Label	Cases	Percentage
Negative		18891	71.6%
Positive		7502	28.4%

*Warning: these figures indicate the number of cases found in the data file. They cannot be interpreted as summary statistics of the population of interest.*

## File : DataCollectionCycle dataset

### # StudyId: Study Identifier

<b>Information</b>	[Type= discrete] [Format=character] [Missing=*]
<b>Statistics [NW/ W]</b>	[Valid=112 /-] [Invalid=0 /-]

Value	Label	Cases	Percentage
TasP		112	100.0%
<i>Warning: these figures indicate the number of cases found in the data file. They cannot be interpreted as summary statistics of the population of interest.</i>			

### # DataCollectionCycle: DataCollectionCycle

<b>Information</b>	[Type= discrete] [Format=numeric] [Range= 1-7] [Missing=*]
<b>Statistics [NW/ W]</b>	[Valid=112 /-] [Invalid=0 /-]

Value	Label	Cases	Percentage
1		4	3.6%
2		10	8.9%
3		10	8.9%
4		22	19.6%
5		22	19.6%
6		22	19.6%
7		22	19.6%
<i>Warning: these figures indicate the number of cases found in the data file. They cannot be interpreted as summary statistics of the population of interest.</i>			

### # ClusterId: Cluster Identifier

<b>Information</b>	[Type= continuous] [Format=numeric] [Range= 1-22] [Missing=*]
<b>Statistics [NW/ W]</b>	[Valid=112 /-] [Invalid=0 /-] [Mean=10.25 /-] [StdDev=6.39 /-]

### # StartDate: Start Date

<b>Information</b>	[Type= discrete] [Format=character] [Missing=*]
<b>Statistics [NW/ W]</b>	[Valid=112 /-]

Value	Label	Cases	Percentage
2012-03-09		2	1.8%
2012-03-23		1	0.9%
2012-07-17		1	0.9%
2012-10-17		1	0.9%
2012-11-13		2	1.8%
2013-01-11		1	0.9%
2013-01-18		2	1.8%
2013-01-22		1	0.9%
2013-02-18		2	1.8%
2013-04-04		1	0.9%
2013-05-02		2	1.8%
2013-07-02		2	1.8%
2013-08-14		1	0.9%
2013-09-12		1	0.9%
2013-10-16		1	0.9%
2013-11-06		1	0.9%
2014-01-06		1	0.9%
2014-01-28		1	0.9%



## File : DataCollectionCycle dataset

### # StartDate: Start Date

Value	Label	Cases	Percentage
2014-06-12		22	19.6%
2015-01-20		22	19.6%
2015-07-16		22	19.6%
2015-12-09		22	19.6%

*Warning: these figures indicate the number of cases found in the data file. They cannot be interpreted as summary statistics of the population of interest.*

### # EndDate: End Date

<b>Information</b>	[Type= discrete] [Format=character] [Missing=*]
<b>Statistics [NW/ W]</b>	[Valid=112 /-]

Value	Label	Cases	Percentage
2012-11-13		2	1.8%
2013-02-18		2	1.8%
2013-05-02		2	1.8%
2013-07-02		2	1.8%
2013-08-14		1	0.9%
2013-09-12		1	0.9%
2013-10-16		1	0.9%
2013-11-06		1	0.9%
2014-01-06		1	0.9%
2014-01-28		1	0.9%
2014-06-12		10	8.9%
2015-03-01		22	19.6%
2015-07-16		22	19.6%
2015-12-09		22	19.6%
2016-12-09		22	19.6%

*Warning: these figures indicate the number of cases found in the data file. They cannot be interpreted as summary statistics of the population of interest.*

## File : Migration dataset

### # IndividualId: Individual Identifier

**Information** [Type= continuous] [Format=numeric] [Range= 4-28603] [Missing=\*]

**Statistics [NW/ W]** [Valid=11642 /-] [Invalid=0 /-] [Mean=14197.379 /-] [StdDev=8252.36 /-]

### # MigrateDate: Date of Migration

**Information** [Type= discrete] [Format=character] [Missing=\*]

**Statistics [NW/ W]** [Valid=7687 /-]

Value	Label	Cases	Percentage
1900-01-01		2	0.0%
1901-10-26		2	0.0%
1904-05-27		2	0.0%
1928-04-24		4	0.1%
1953-07-09		4	0.1%
1957-04-10		6	0.1%
1970-07-18		22	0.3%
1976-10-22		2	0.0%
1977-01-24		8	0.1%
1979-05-30		2	0.0%
1981-09-02		4	0.1%
2000-12-05		2	0.0%
2003-12-06		2	0.0%
2007-02-01		2	0.0%
2008-07-21		2	0.0%
2010-01-01		4	0.1%
2010-01-05		2	0.0%
2010-01-26		2	0.0%
2010-04-24		2	0.0%
2010-06-30		2	0.0%
2010-07-18		2	0.0%
2010-09-22		2	0.0%
2010-12-14		2	0.0%
2011-06-06		1	0.0%
2011-07-15		2	0.0%
2011-09-17		2	0.0%
2011-11-01		2	0.0%
2011-11-23		1	0.0%
2011-11-24		2	0.0%
2012-01-01		2	0.0%
2012-01-05		2	0.0%
2012-01-07		2	0.0%
2012-01-12		6	0.1%
2012-01-13		2	0.0%
2012-01-17		4	0.1%
2012-01-22		8	0.1%
2012-01-25		2	0.0%

## File : Migration dataset

# MigrateDate: Date of Migration

Value	Label	Cases	Percentage
2012-01-30		2	0.0%
2012-02-04		1	0.0%
2012-02-16		2	0.0%
2012-04-04		2	0.0%
2012-04-10		2	0.0%
2012-05-01		2	0.0%
2012-05-11		2	0.0%
2012-05-13		2	0.0%
2012-06-22		2	0.0%
2012-06-24		2	0.0%
2012-06-25		2	0.0%
2012-07-02		2	0.0%
2012-07-09		5	0.1%
2012-07-18		2	0.0%
2012-09-17		4	0.1%
2012-10-01		1	0.0%
2012-10-10		1	0.0%
2012-10-19		1	0.0%
2012-11-15		2	0.0%
2012-11-16		6	0.1%
2012-11-17		1	0.0%
2012-11-19		2	0.0%
2012-11-21		6	0.1%
2012-11-22		12	0.2%
2012-11-23		3	0.0%
2012-11-28		6	0.1%
2012-11-29		6	0.1%
2012-12-03		1	0.0%
2012-12-04		4	0.1%
2012-12-05		3	0.0%
2012-12-06		5	0.1%
2012-12-07		2	0.0%
2012-12-09		2	0.0%
2012-12-12		2	0.0%
2012-12-13		4	0.1%
2012-12-15		2	0.0%
2012-12-17		2	0.0%
2012-12-18		1	0.0%
2012-12-20		3	0.0%
2012-12-22		4	0.1%
2012-12-30		2	0.0%
2013-01-01		4	0.1%
2013-01-03		1	0.0%

## File : Migration dataset

# MigrateDate: Date of Migration

Value	Label	Cases	Percentage
2013-01-04		1	0.0%
2013-01-05		9	0.1%
2013-01-06		4	0.1%
2013-01-07		2	0.0%
2013-01-08		2	0.0%
2013-01-09		7	0.1%
2013-01-10		6	0.1%
2013-01-12		1	0.0%
2013-01-15		10	0.1%
2013-01-16		5	0.1%
2013-01-17		4	0.1%
2013-01-18		7	0.1%
2013-01-20		8	0.1%
2013-01-22		10	0.1%
2013-01-23		8	0.1%
2013-01-24		7	0.1%
2013-01-25		1	0.0%
2013-01-26		7	0.1%
2013-01-29		3	0.0%
2013-01-30		4	0.1%
2013-01-31		1	0.0%
2013-02-01		7	0.1%
2013-02-02		1	0.0%
2013-02-04		1	0.0%
2013-02-05		4	0.1%
2013-02-06		2	0.0%
2013-02-07		6	0.1%
2013-02-08		2	0.0%
2013-02-10		2	0.0%
2013-02-11		1	0.0%
2013-02-12		4	0.1%
2013-02-13		3	0.0%
2013-02-14		5	0.1%
2013-02-15		5	0.1%
2013-02-16		2	0.0%
2013-02-18		1	0.0%
2013-02-19		1	0.0%
2013-02-20		11	0.1%
2013-02-21		12	0.2%
2013-02-22		4	0.1%
2013-02-24		2	0.0%
2013-02-25		2	0.0%
2013-02-26		4	0.1%

## File : Migration dataset

# MigrateDate: Date of Migration

Value	Label	Cases	Percentage
2013-02-28		2	0.0%
2013-03-01		7	0.1%
2013-03-02		4	0.1%
2013-03-04		4	0.1%
2013-03-05		3	0.0%
2013-03-06		2	0.0%
2013-03-07		10	0.1%
2013-03-10		2	0.0%
2013-03-11		2	0.0%
2013-03-12		4	0.1%
2013-03-13		3	0.0%
2013-03-14		5	0.1%
2013-03-15		7	0.1%
2013-03-16		2	0.0%
2013-03-18		1	0.0%
2013-03-19		3	0.0%
2013-03-20		7	0.1%
2013-03-22		8	0.1%
2013-03-26		2	0.0%
2013-03-27		1	0.0%
2013-03-28		1	0.0%
2013-03-30		1	0.0%
2013-04-02		7	0.1%
2013-04-04		2	0.0%
2013-04-05		1	0.0%
2013-04-09		2	0.0%
2013-04-10		4	0.1%
2013-04-11		5	0.1%
2013-04-12		3	0.0%
2013-04-13		1	0.0%
2013-04-15		4	0.1%
2013-04-16		1	0.0%
2013-04-17		1	0.0%
2013-04-18		9	0.1%
2013-04-22		1	0.0%
2013-04-24		2	0.0%
2013-05-02		4	0.1%
2013-05-03		3	0.0%
2013-05-04		1	0.0%
2013-05-05		2	0.0%
2013-05-06		3	0.0%
2013-05-07		5	0.1%
2013-05-08		1	0.0%

## File : Migration dataset

# MigrateDate: Date of Migration

Value	Label	Cases	Percentage
2013-05-09		7	0.1%
2013-05-10		6	0.1%
2013-05-11		2	0.0%
2013-05-13		2	0.0%
2013-05-14		1	0.0%
2013-05-15		4	0.1%
2013-05-16		8	0.1%
2013-05-17		3	0.0%
2013-05-18		2	0.0%
2013-05-19		3	0.0%
2013-05-21		4	0.1%
2013-05-22		3	0.0%
2013-05-23		2	0.0%
2013-05-24		7	0.1%
2013-05-25		2	0.0%
2013-05-28		1	0.0%
2013-05-29		3	0.0%
2013-05-30		5	0.1%
2013-05-31		5	0.1%
2013-06-01		1	0.0%
2013-06-02		4	0.1%
2013-06-03		9	0.1%
2013-06-04		1	0.0%
2013-06-05		4	0.1%
2013-06-06		5	0.1%
2013-06-08		3	0.0%
2013-06-09		6	0.1%
2013-06-10		2	0.0%
2013-06-11		1	0.0%
2013-06-12		5	0.1%
2013-06-13		2	0.0%
2013-06-14		1	0.0%
2013-06-15		2	0.0%
2013-06-17		2	0.0%
2013-06-20		4	0.1%
2013-06-21		5	0.1%
2013-06-22		3	0.0%
2013-06-23		4	0.1%
2013-06-27		8	0.1%
2013-06-28		4	0.1%
2013-06-29		5	0.1%
2013-06-30		5	0.1%
2013-07-01		2	0.0%

## File : Migration dataset

# MigrateDate: Date of Migration

Value	Label	Cases	Percentage
2013-07-02		2	0.0%
2013-07-03		1	0.0%
2013-07-04		4	0.1%
2013-07-05		12	0.2%
2013-07-06		6	0.1%
2013-07-08		3	0.0%
2013-07-09		8	0.1%
2013-07-10		2	0.0%
2013-07-11		7	0.1%
2013-07-12		5	0.1%
2013-07-13		3	0.0%
2013-07-14		2	0.0%
2013-07-17		2	0.0%
2013-07-18		7	0.1%
2013-07-19		2	0.0%
2013-07-20		3	0.0%
2013-07-21		2	0.0%
2013-07-22		4	0.1%
2013-07-23		4	0.1%
2013-07-24		4	0.1%
2013-07-25		1	0.0%
2013-07-27		1	0.0%
2013-07-28		1	0.0%
2013-07-30		5	0.1%
2013-07-31		2	0.0%
2013-08-01		1	0.0%
2013-08-02		1	0.0%
2013-08-03		2	0.0%
2013-08-04		2	0.0%
2013-08-05		4	0.1%
2013-08-06		6	0.1%
2013-08-07		1	0.0%
2013-08-12		2	0.0%
2013-08-13		6	0.1%
2013-08-14		6	0.1%
2013-08-15		14	0.2%
2013-08-16		1	0.0%
2013-08-17		4	0.1%
2013-08-18		2	0.0%
2013-08-19		1	0.0%
2013-08-20		2	0.0%
2013-08-21		5	0.1%
2013-08-22		5	0.1%

## File : Migration dataset

# MigrateDate: Date of Migration

Value	Label	Cases	Percentage
2013-08-23		2	0.0%
2013-08-27		5	0.1%
2013-08-28		1	0.0%
2013-08-29		2	0.0%
2013-08-30		4	0.1%
2013-08-31		2	0.0%
2013-09-01		3	0.0%
2013-09-02		3	0.0%
2013-09-03		1	0.0%
2013-09-04		3	0.0%
2013-09-05		3	0.0%
2013-09-06		1	0.0%
2013-09-10		2	0.0%
2013-09-11		1	0.0%
2013-09-12		5	0.1%
2013-09-13		2	0.0%
2013-09-14		3	0.0%
2013-09-16		3	0.0%
2013-09-17		15	0.2%
2013-09-18		4	0.1%
2013-09-19		4	0.1%
2013-09-20		12	0.2%
2013-09-25		1	0.0%
2013-09-26		3	0.0%
2013-09-27		1	0.0%
2013-09-30		2	0.0%
2013-10-01		8	0.1%
2013-10-02		2	0.0%
2013-10-03		6	0.1%
2013-10-04		3	0.0%
2013-10-05		1	0.0%
2013-10-08		2	0.0%
2013-10-09		1	0.0%
2013-10-10		3	0.0%
2013-10-11		4	0.1%
2013-10-12		2	0.0%
2013-10-14		2	0.0%
2013-10-15		5	0.1%
2013-10-16		3	0.0%
2013-10-17		6	0.1%
2013-10-18		5	0.1%
2013-10-21		2	0.0%
2013-10-22		7	0.1%



## File : Migration dataset

# MigrateDate: Date of Migration

Value	Label	Cases	Percentage
2013-10-23		3	0.0%
2013-10-24		4	0.1%
2013-10-25		2	0.0%
2013-10-26		6	0.1%
2013-10-28		1	0.0%
2013-10-30		2	0.0%
2013-10-31		10	0.1%
2013-11-01		6	0.1%
2013-11-03		2	0.0%
2013-11-05		2	0.0%
2013-11-08		2	0.0%
2013-11-09		1	0.0%
2013-11-11		1	0.0%
2013-11-12		7	0.1%
2013-11-13		6	0.1%
2013-11-14		3	0.0%
2013-11-15		5	0.1%
2013-11-16		2	0.0%
2013-11-17		2	0.0%
2013-11-18		2	0.0%
2013-11-19		2	0.0%
2013-11-20		6	0.1%
2013-11-21		5	0.1%
2013-11-22		10	0.1%
2013-11-25		3	0.0%
2013-11-26		1	0.0%
2013-11-27		1	0.0%
2013-11-28		3	0.0%
2013-11-29		4	0.1%
2013-11-30		2	0.0%
2013-12-01		7	0.1%
2013-12-02		4	0.1%
2013-12-03		6	0.1%
2013-12-04		3	0.0%
2013-12-05		7	0.1%
2013-12-06		2	0.0%
2013-12-07		3	0.0%
2013-12-08		5	0.1%
2013-12-09		2	0.0%
2013-12-10		8	0.1%
2013-12-11		1	0.0%
2013-12-12		1	0.0%
2013-12-14		2	0.0%

## File : Migration dataset

# MigrateDate: Date of Migration

Value	Label	Cases	Percentage
2013-12-15		2	0.0%
2013-12-17		12	0.2%
2013-12-18		8	0.1%
2013-12-19		2	0.0%
2013-12-20		4	0.1%
2013-12-22		12	0.2%
2013-12-23		2	0.0%
2013-12-25		6	0.1%
2013-12-26		2	0.0%
2013-12-30		4	0.1%
2013-12-31		2	0.0%
2014-01-01		30	0.4%
2014-01-02		18	0.2%
2014-01-03		12	0.2%
2014-01-04		2	0.0%
2014-01-05		8	0.1%
2014-01-07		7	0.1%
2014-01-08		9	0.1%
2014-01-09		28	0.4%
2014-01-10		31	0.4%
2014-01-11		6	0.1%
2014-01-12		8	0.1%
2014-01-13		10	0.1%
2014-01-14		7	0.1%
2014-01-15		27	0.4%
2014-01-16		5	0.1%
2014-01-17		51	0.7%
2014-01-18		24	0.3%
2014-01-19		7	0.1%
2014-01-20		35	0.5%
2014-01-21		4	0.1%
2014-01-22		48	0.6%
2014-01-23		14	0.2%
2014-01-24		15	0.2%
2014-01-25		16	0.2%
2014-01-26		10	0.1%
2014-01-27		4	0.1%
2014-01-28		9	0.1%
2014-01-29		5	0.1%
2014-01-30		21	0.3%
2014-01-31		8	0.1%
2014-02-01		28	0.4%
2014-02-02		15	0.2%

## File : Migration dataset

# MigrateDate: Date of Migration

Value	Label	Cases	Percentage
2014-02-03		7	0.1%
2014-02-04		9	0.1%
2014-02-05		17	0.2%
2014-02-06		13	0.2%
2014-02-07		4	0.1%
2014-02-08		6	0.1%
2014-02-09		14	0.2%
2014-02-10		10	0.1%
2014-02-11		17	0.2%
2014-02-12		4	0.1%
2014-02-13		14	0.2%
2014-02-14		3	0.0%
2014-02-15		15	0.2%
2014-02-16		6	0.1%
2014-02-17		8	0.1%
2014-02-19		6	0.1%
2014-02-20		30	0.4%
2014-02-21		4	0.1%
2014-02-22		3	0.0%
2014-02-23		10	0.1%
2014-02-25		4	0.1%
2014-02-27		3	0.0%
2014-02-28		8	0.1%
2014-03-01		14	0.2%
2014-03-02		6	0.1%
2014-03-03		8	0.1%
2014-03-04		10	0.1%
2014-03-05		2	0.0%
2014-03-06		6	0.1%
2014-03-07		2	0.0%
2014-03-08		2	0.0%
2014-03-09		10	0.1%
2014-03-10		10	0.1%
2014-03-11		4	0.1%
2014-03-12		4	0.1%
2014-03-13		4	0.1%
2014-03-15		2	0.0%
2014-03-18		4	0.1%
2014-03-20		6	0.1%
2014-03-22		10	0.1%
2014-03-24		3	0.0%
2014-03-25		2	0.0%
2014-03-28		2	0.0%

## File : Migration dataset

# MigrateDate: Date of Migration

Value	Label	Cases	Percentage
2014-03-29		3	0.0%
2014-03-30		8	0.1%
2014-03-31		4	0.1%
2014-04-01		4	0.1%
2014-04-03		2	0.0%
2014-04-04		4	0.1%
2014-04-05		4	0.1%
2014-04-06		4	0.1%
2014-04-09		2	0.0%
2014-04-10		12	0.2%
2014-04-11		2	0.0%
2014-04-13		2	0.0%
2014-04-14		6	0.1%
2014-04-15		4	0.1%
2014-04-16		1	0.0%
2014-04-17		8	0.1%
2014-04-18		6	0.1%
2014-04-20		6	0.1%
2014-04-21		2	0.0%
2014-04-22		10	0.1%
2014-04-24		14	0.2%
2014-04-26		2	0.0%
2014-04-28		2	0.0%
2014-04-29		2	0.0%
2014-05-01		8	0.1%
2014-05-04		2	0.0%
2014-05-05		4	0.1%
2014-05-06		1	0.0%
2014-05-09		4	0.1%
2014-05-10		4	0.1%
2014-05-11		2	0.0%
2014-05-15		2	0.0%
2014-05-17		4	0.1%
2014-05-18		2	0.0%
2014-05-20		2	0.0%
2014-05-22		14	0.2%
2014-05-23		4	0.1%
2014-05-25		4	0.1%
2014-05-26		4	0.1%
2014-05-27		6	0.1%
2014-05-28		2	0.0%
2014-05-30		4	0.1%
2014-06-01		18	0.2%

## File : Migration dataset

# MigrateDate: Date of Migration

Value	Label	Cases	Percentage
2014-06-02		8	0.1%
2014-06-03		11	0.1%
2014-06-04		3	0.0%
2014-06-05		4	0.1%
2014-06-06		4	0.1%
2014-06-07		4	0.1%
2014-06-08		2	0.0%
2014-06-09		7	0.1%
2014-06-10		6	0.1%
2014-06-11		2	0.0%
2014-06-12		4	0.1%
2014-06-13		10	0.1%
2014-06-14		8	0.1%
2014-06-15		12	0.2%
2014-06-16		2	0.0%
2014-06-17		2	0.0%
2014-06-18		6	0.1%
2014-06-20		6	0.1%
2014-06-21		2	0.0%
2014-06-22		14	0.2%
2014-06-23		6	0.1%
2014-06-24		8	0.1%
2014-06-25		8	0.1%
2014-06-26		20	0.3%
2014-06-27		19	0.2%
2014-06-28		6	0.1%
2014-06-30		12	0.2%
2014-07-01		6	0.1%
2014-07-02		24	0.3%
2014-07-03		20	0.3%
2014-07-04		26	0.3%
2014-07-05		38	0.5%
2014-07-06		4	0.1%
2014-07-07		9	0.1%
2014-07-08		18	0.2%
2014-07-09		48	0.6%
2014-07-10		27	0.4%
2014-07-11		22	0.3%
2014-07-13		2	0.0%
2014-07-14		2	0.0%
2014-07-15		8	0.1%
2014-07-16		14	0.2%
2014-07-17		36	0.5%

## File : Migration dataset

# MigrateDate: Date of Migration

Value	Label	Cases	Percentage
2014-07-18		20	0.3%
2014-07-19		24	0.3%
2014-07-20		6	0.1%
2014-07-21		16	0.2%
2014-07-22		26	0.3%
2014-07-23		14	0.2%
2014-07-24		14	0.2%
2014-07-25		18	0.2%
2014-07-26		2	0.0%
2014-07-27		2	0.0%
2014-07-29		8	0.1%
2014-07-30		14	0.2%
2014-07-31		22	0.3%
2014-08-01		40	0.5%
2014-08-02		30	0.4%
2014-08-03		4	0.1%
2014-08-04		8	0.1%
2014-08-05		5	0.1%
2014-08-06		2	0.0%
2014-08-07		10	0.1%
2014-08-10		14	0.2%
2014-08-11		2	0.0%
2014-08-12		5	0.1%
2014-08-13		6	0.1%
2014-08-14		6	0.1%
2014-08-15		4	0.1%
2014-08-16		6	0.1%
2014-08-17		6	0.1%
2014-08-18		10	0.1%
2014-08-19		2	0.0%
2014-08-20		4	0.1%
2014-08-21		6	0.1%
2014-08-22		2	0.0%
2014-08-23		6	0.1%
2014-08-24		10	0.1%
2014-08-25		4	0.1%
2014-08-26		1	0.0%
2014-08-27		2	0.0%
2014-08-28		6	0.1%
2014-08-29		6	0.1%
2014-08-30		8	0.1%
2014-09-01		20	0.3%
2014-09-02		13	0.2%

## File : Migration dataset

# MigrateDate: Date of Migration

Value	Label	Cases	Percentage
2014-09-03		2	0.0%
2014-09-04		4	0.1%
2014-09-05		8	0.1%
2014-09-06		2	0.0%
2014-09-07		4	0.1%
2014-09-09		3	0.0%
2014-09-10		6	0.1%
2014-09-11		4	0.1%
2014-09-12		4	0.1%
2014-09-13		4	0.1%
2014-09-15		2	0.0%
2014-09-17		30	0.4%
2014-09-18		2	0.0%
2014-09-20		4	0.1%
2014-09-21		2	0.0%
2014-09-22		5	0.1%
2014-09-23		2	0.0%
2014-09-24		2	0.0%
2014-09-28		4	0.1%
2014-09-29		2	0.0%
2014-09-30		9	0.1%
2014-10-01		8	0.1%
2014-10-02		4	0.1%
2014-10-05		4	0.1%
2014-10-06		2	0.0%
2014-10-09		2	0.0%
2014-10-10		6	0.1%
2014-10-11		8	0.1%
2014-10-12		2	0.0%
2014-10-13		2	0.0%
2014-10-14		2	0.0%
2014-10-15		4	0.1%
2014-10-17		10	0.1%
2014-10-18		2	0.0%
2014-10-20		6	0.1%
2014-10-21		2	0.0%
2014-10-22		6	0.1%
2014-10-23		3	0.0%
2014-10-24		4	0.1%
2014-10-25		2	0.0%
2014-10-26		2	0.0%
2014-10-28		1	0.0%
2014-10-30		2	0.0%

## File : Migration dataset

# MigrateDate: Date of Migration

Value	Label	Cases	Percentage
2014-11-01		8	0.1%
2014-11-02		6	0.1%
2014-11-03		4	0.1%
2014-11-04		3	0.0%
2014-11-05		12	0.2%
2014-11-06		2	0.0%
2014-11-07		2	0.0%
2014-11-09		2	0.0%
2014-11-10		4	0.1%
2014-11-11		4	0.1%
2014-11-12		6	0.1%
2014-11-13		2	0.0%
2014-11-15		8	0.1%
2014-11-17		6	0.1%
2014-11-18		4	0.1%
2014-11-19		2	0.0%
2014-11-20		10	0.1%
2014-11-21		4	0.1%
2014-11-22		10	0.1%
2014-11-23		4	0.1%
2014-11-24		8	0.1%
2014-11-26		2	0.0%
2014-11-27		4	0.1%
2014-11-30		20	0.3%
2014-12-01		8	0.1%
2014-12-02		6	0.1%
2014-12-03		14	0.2%
2014-12-04		4	0.1%
2014-12-05		10	0.1%
2014-12-06		14	0.2%
2014-12-07		6	0.1%
2014-12-08		4	0.1%
2014-12-09		14	0.2%
2014-12-10		26	0.3%
2014-12-11		6	0.1%
2014-12-12		10	0.1%
2014-12-13		8	0.1%
2014-12-15		12	0.2%
2014-12-16		6	0.1%
2014-12-17		20	0.3%
2014-12-18		14	0.2%
2014-12-19		6	0.1%
2014-12-20		18	0.2%



## File : Migration dataset

# MigrateDate: Date of Migration

Value	Label	Cases	Percentage
2014-12-21		2	0.0%
2014-12-22		28	0.4%
2014-12-23		4	0.1%
2014-12-25		6	0.1%
2014-12-26		4	0.1%
2014-12-27		12	0.2%
2014-12-28		4	0.1%
2014-12-29		4	0.1%
2014-12-30		4	0.1%
2014-12-31		2	0.0%
2015-01-01		38	0.5%
2015-01-02		62	0.8%
2015-01-03		74	1.0%
2015-01-04		42	0.5%
2015-01-05		178	2.3%
2015-01-06		34	0.4%
2015-01-07		36	0.5%
2015-01-08		29	0.4%
2015-01-09		50	0.7%
2015-01-10		138	1.8%
2015-01-11		8	0.1%
2015-01-12		42	0.5%
2015-01-13		16	0.2%
2015-01-14		4	0.1%
2015-01-15		56	0.7%
2015-01-16		18	0.2%
2015-01-17		108	1.4%
2015-01-18		66	0.9%
2015-01-19		18	0.2%
2015-01-20		96	1.2%
2015-01-21		16	0.2%
2015-01-22		251	3.3%
2015-01-23		20	0.3%
2015-01-24		26	0.3%
2015-01-25		44	0.6%
2015-01-26		42	0.5%
2015-01-27		13	0.2%
2015-01-28		29	0.4%
2015-01-29		20	0.3%
2015-01-30		32	0.4%
2015-01-31		30	0.4%
2015-02-01		66	0.9%
2015-02-02		26	0.3%

## File : Migration dataset

# MigrateDate: Date of Migration

Value	Label	Cases	Percentage
2015-02-03		20	<div><div></div></div> 0.3%
2015-02-04		49	<div><div></div></div> 0.6%
2015-02-05		18	<div><div></div></div> 0.2%
2015-02-06		20	<div><div></div></div> 0.3%
2015-02-07		14	<div><div></div></div> 0.2%
2015-02-08		12	<div><div></div></div> 0.2%
2015-02-09		16	<div><div></div></div> 0.2%
2015-02-10		32	<div><div></div></div> 0.4%
2015-02-11		48	<div><div></div></div> 0.6%
2015-02-12		40	<div><div></div></div> 0.5%
2015-02-13		24	<div><div></div></div> 0.3%
2015-02-14		34	<div><div></div></div> 0.4%
2015-02-15		44	<div><div></div></div> 0.6%
2015-02-16		24	<div><div></div></div> 0.3%
2015-02-17		24	<div><div></div></div> 0.3%
2015-02-18		26	<div><div></div></div> 0.3%
2015-02-19		40	<div><div></div></div> 0.5%
2015-02-20		76	<div><div></div></div> 1.0%
2015-02-21		2	<div><div></div></div> 0.0%
2015-02-22		8	<div><div></div></div> 0.1%
2015-02-24		24	<div><div></div></div> 0.3%
2015-02-25		22	<div><div></div></div> 0.3%
2015-02-26		18	<div><div></div></div> 0.2%
2015-02-27		18	<div><div></div></div> 0.2%
2015-02-28		25	<div><div></div></div> 0.3%
2015-03-01		30	<div><div></div></div> 0.4%
2015-03-02		36	<div><div></div></div> 0.5%
2015-03-03		42	<div><div></div></div> 0.5%
2015-03-04		30	<div><div></div></div> 0.4%
2015-03-05		26	<div><div></div></div> 0.3%
2015-03-06		12	<div><div></div></div> 0.2%
2015-03-07		10	<div><div></div></div> 0.1%
2015-03-08		6	<div><div></div></div> 0.1%
2015-03-09		10	<div><div></div></div> 0.1%
2015-03-10		6	<div><div></div></div> 0.1%
2015-03-11		14	<div><div></div></div> 0.2%
2015-03-12		20	<div><div></div></div> 0.3%
2015-03-13		8	<div><div></div></div> 0.1%
2015-03-14		24	<div><div></div></div> 0.3%
2015-03-15		4	<div><div></div></div> 0.1%
2015-03-16		14	<div><div></div></div> 0.2%
2015-03-17		46	<div><div></div></div> 0.6%
2015-03-18		20	<div><div></div></div> 0.3%

## File : Migration dataset

# MigrateDate: Date of Migration

Value	Label	Cases	Percentage
2015-03-19		16	0.2%
2015-03-20		28	0.4%
2015-03-21		8	0.1%
2015-03-22		18	0.2%
2015-03-24		16	0.2%
2015-03-25		32	0.4%
2015-03-26		10	0.1%
2015-03-27		4	0.1%
2015-03-28		24	0.3%
2015-03-29		2	0.0%
2015-03-30		6	0.1%
2015-03-31		4	0.1%
2015-04-01		36	0.5%
2015-04-02		34	0.4%
2015-04-03		20	0.3%
2015-04-04		8	0.1%
2015-04-05		4	0.1%
2015-04-06		2	0.0%
2015-04-07		8	0.1%
2015-04-08		30	0.4%
2015-04-09		14	0.2%
2015-04-10		32	0.4%
2015-04-11		58	0.8%
2015-04-12		18	0.2%
2015-04-13		26	0.3%
2015-04-14		30	0.4%
2015-04-15		24	0.3%
2015-04-16		6	0.1%
2015-04-17		12	0.2%
2015-04-18		12	0.2%
2015-04-19		8	0.1%
2015-04-20		2	0.0%
2015-04-21		4	0.1%
2015-04-22		6	0.1%
2015-04-23		14	0.2%
2015-04-24		20	0.3%
2015-04-25		16	0.2%
2015-04-26		16	0.2%
2015-04-28		12	0.2%
2015-04-29		16	0.2%
2015-04-30		18	0.2%
2015-05-01		4	0.1%
2015-05-02		10	0.1%

## File : Migration dataset

### # MigrateDate: Date of Migration

Value	Label	Cases	Percentage
2015-05-03		10	0.1%
2015-05-04		6	0.1%
2015-05-05		18	0.2%
2015-05-06		10	0.1%
2015-05-07		18	0.2%
2015-05-08		18	0.2%
2015-05-09		8	0.1%
2015-05-10		2	0.0%
2015-05-11		2	0.0%
2015-05-12		28	0.4%
2015-05-13		16	0.2%
2015-05-14		32	0.4%
2015-05-15		34	0.4%
2015-05-16		18	0.2%
2015-05-17		8	0.1%
2015-05-19		18	0.2%
2015-05-20		16	0.2%
2015-05-21		30	0.4%
2015-05-22		10	0.1%
2015-05-23		2	0.0%
2015-05-26		22	0.3%
2015-05-27		8	0.1%
2015-05-28		14	0.2%
2015-05-29		2	0.0%
2015-05-30		2	0.0%
2015-05-31		2	0.0%
2015-06-01		4	0.1%
2015-06-04		4	0.1%
2015-06-05		8	0.1%
2015-06-06		14	0.2%
2015-06-09		4	0.1%
2015-06-13		2	0.0%

*Warning: these figures indicate the number of cases found in the data file. They cannot be interpreted as summary statistics of the population of interest.*

### # MigrateVPDate: Date of Migration - Text

Information	[Type= discrete] [Format=character] [Missing=*]
Statistics [NW/ W]	[Valid=11642 /-] [Invalid=0 /-]

### # DestinationCode: Destination Code

Information	[Type= discrete] [Format=character] [Missing=*]
Statistics [NW/ W]	[Valid=11642 /-] [Invalid=0 /-]

Value	Label	Cases	Percentage
BOT		2	0.0%
DBN		2306	19.8%

## File : Migration dataset

# DestinationCode: Destination Code

Value	Label	Cases	Percentage
DKD		511	4.4%
DKN		266	2.3%
ECP		17	0.1%
EMP		1298	11.1%
ENH		104	0.9%
FST		5	0.0%
GAU		1086	9.3%
HLD		114	1.0%
HLE		10	0.1%
HLH		673	5.8%
HLT		6	0.1%
JER		336	2.9%
KZN		119	1.0%
LDS		9	0.1%
LUF		22	0.2%
MIS		462	4.0%
MPB		1	0.0%
MPU		136	1.2%
MTA		1038	8.9%
MTB		296	2.5%
MTU		81	0.7%
MZB		19	0.2%
NAD		12	0.1%
NCS		117	1.0%
NGM		193	1.7%
NGT		4	0.0%
NOS		18	0.2%
NWS		8	0.1%
OTH		3	0.0%
PKR		3	0.0%
PMB		74	0.6%
PON		77	0.7%
RBA		1016	8.7%
RSA		11	0.1%
SLU		61	0.5%
SWZ		13	0.1%
ULN		91	0.8%
UNH		129	1.1%
Unknown		883	7.6%
WCP		12	0.1%

Warning: these figures indicate the number of cases found in the data file. They cannot be interpreted as summary statistics of the population of interest.