

South Africa

Dr Maryam, Shahmanesh, Africa Health Research Institute

Multilevel HIV prevention cohort study-Baseline

Study Documentation

July 30, 2019

Metadata Production

Metadata Producer(s)	Africa Health Research Institute (AHRI)
Identification	DDI.AHRI.DREAMS.Multilevel

Table of Contents

Overview	4
Scope & Coverage	4
Producers & Sponsors	4
Sampling	5
Data Collection	5
Data Processing & Appraisal	5
Accessibility	5
Files Description	7
AHRI.DREAMS.MultiLevel.AssessmentOfCapacity.2018.v1	7
AHRI.DREAMS.MultiLevel.ContactAttempts.2018.v1	7
AHRI.DREAMS.MultiLevel.ExposureToDREAMS.2018.v1	7
AHRI.DREAMS.MultiLevel.ExposureToShuga.2018.v1	7
AHRI.DREAMS.MultiLevel.IndivEduEcoNutritionSituation.2018.v1	7
AHRI.DREAMS.MultiLevel.IndivGeneralHealth.2018.v1	7
AHRI.DREAMS.MultiLevel.IndividualConsent_Age13-17.2018.v1	7
AHRI.DREAMS.MultiLevel.IndividualConsent_Age18-22.2018.v1	7
AHRI.DREAMS.MultiLevel.MeasureMediateVars.2018.v1	7
AHRI.DREAMS.MultiLevel.OtherRiskBehaviour.2018.v1	8
AHRI.DREAMS.MultiLevel.ParentGuardianConsent.2018.v1	8
AHRI.DREAMS.MultiLevel.PersonalInformation.2018.v1	8
AHRI.DREAMS.MultiLevel.SexualRelatInterviewer.2018.v1	8
AHRI.DREAMS.MultiLevel.SexualRelatSelfFilled.2018.v1	8
AHRI.DREAMS.MultiLevel.SpecimenCollection.2018.v1	8
Variables List	9
AHRI.DREAMS.MultiLevel.AssessmentOfCapacity.2018.v1	9
AHRI.DREAMS.MultiLevel.ContactAttempts.2018.v1	9
AHRI.DREAMS.MultiLevel.ExposureToDREAMS.2018.v1	12
AHRI.DREAMS.MultiLevel.ExposureToShuga.2018.v1	22
AHRI.DREAMS.MultiLevel.IndivEduEcoNutritionSituation.2018.v1	25
AHRI.DREAMS.MultiLevel.IndivGeneralHealth.2018.v1	31
AHRI.DREAMS.MultiLevel.IndividualConsent_Age13-17.2018.v1	35
AHRI.DREAMS.MultiLevel.IndividualConsent_Age18-22.2018.v1	36
AHRI.DREAMS.MultiLevel.MeasureMediateVars.2018.v1	37
AHRI.DREAMS.MultiLevel.OtherRiskBehaviour.2018.v1	42
AHRI.DREAMS.MultiLevel.ParentGuardianConsent.2018.v1	43
AHRI.DREAMS.MultiLevel.PersonalInformation.2018.v1	44
AHRI.DREAMS.MultiLevel.SexualRelatInterviewer.2018.v1	44
AHRI.DREAMS.MultiLevel.SexualRelatSelfFilled.2018.v1	48
AHRI.DREAMS.MultiLevel.SpecimenCollection.2018.v1	64
Variables Description	66
AHRI.DREAMS.MultiLevel.AssessmentOfCapacity.2018.v1	67
AHRI.DREAMS.MultiLevel.ContactAttempts.2018.v1	69
AHRI.DREAMS.MultiLevel.ExposureToDREAMS.2018.v1	90
AHRI.DREAMS.MultiLevel.ExposureToShuga.2018.v1	144
AHRI.DREAMS.MultiLevel.IndivEduEcoNutritionSituation.2018.v1	168
AHRI.DREAMS.MultiLevel.IndivGeneralHealth.2018.v1	215
AHRI.DREAMS.MultiLevel.IndividualConsent_Age13-17.2018.v1	238
AHRI.DREAMS.MultiLevel.IndividualConsent_Age18-22.2018.v1	244
AHRI.DREAMS.MultiLevel.MeasureMediateVars.2018.v1	249
AHRI.DREAMS.MultiLevel.OtherRiskBehaviour.2018.v1	281
AHRI.DREAMS.MultiLevel.ParentGuardianConsent.2018.v1	283
AHRI.DREAMS.MultiLevel.PersonalInformation.2018.v1	289
AHRI.DREAMS.MultiLevel.SexualRelatInterviewer.2018.v1	291
AHRI.DREAMS.MultiLevel.SexualRelatSelfFilled.2018.v1	315

Multilevel HIV prevention cohort study-Baseline

Overview	
Identification	AHRI.DREAMS.Multilevel
Version	V1.0.0
Abstract	
<p>This study seek to arrest the HIV epidemic and its negative impact on young people in SSA communities by improving the uptake, retention and adherence of multi-level combination HIV prevention by AGYW and male partners. Specifically, the interventions supported by PEPFAR's Determined, Resilient, Empowered, AIDS free, Mentored, and Safe (DREAMS) program. Our central hypothesis is that effective uptake and retention of interventions by young people requires activation of interpersonal, family and community-level networks to support tailored and adaptive intervention delivery.</p> <p>The aims of the study are:</p> <ul style="list-style-type: none"> • To quantify how multiple levels of social dynamics interact to predict uptake of multilevel interventions • To determine how individuals life-course transitions and exposure to DREAMS impacts on retention 	
Kind of Data	Educational and nutritional status, general health, sexual behaviour and relationships, DREAMS awareness and uptake, MTV Shuga exposure, Mobility and other risky behaviours and HSV-2 test results
Unit of Analysis	Unit of analysis is participants

Scope & Coverage	
Keywords	DREAMS, multilevel, young people
Topics	HIV-1; Incidence; Phylogeny; Epidemics; Population Surveillance; Rural Population; HIV Infections; Africa
Time Period(s)	2018-2019
Countries	South Africa
Geographic Coverage	
South Africa	
Universe	
<p>Effectiveness of this multi-level approach to HIV prevention will depend on the reach, uptake and retention of each component by AGYW and their male partners. Our analytic sample will be all male partners (men aged 15-29), residing in the AHRI surveillance area. There are 14,600 age-eligible men; we expect 58% to be resident and participate in the annual surveillance.</p>	

Producers & Sponsors	
Primary Investigator(s)	Dr Maryam, Shahmanesh, Africa Health Research Institute
Other Producer(s)	Africa Health Research Institute (AHRI)
Funding Agency/ies	South African Medical Research Council (SAMRC) , Genotyping funding source
Other Acknowledgment(s)	Jaco Dreyer , Data management, cleaning and analysis , Africa Health Research Institute Nondumiso Mthiyane , Data management, cleaning and analysis , Africa Health Research Institute Wilkinson Eduan , Cleaned, aligned and help analyse the sequence data , KwaZulu-Natal Research Innovation Sequencing Platform

Sampling

Sampling Procedure

Participants were randomly selected from a southern part of AHRI surveillance area, stratified by age, sex and week-block. A target sample size was 2500 males aged 13-35 and 500 females aged 24-29 years.

Data Collection

Data Collection Dates	start 2018-09-03 end 2019-06-11
------------------------------	------------------------------------

Data Processing & Appraisal

Data Editing

HSV-2 specimens were processed at AHRI Durban-based laboratory

Accessibility

Access Conditions

The representative of the Receiving Organization agrees to comply with the following conditions:

1. Access to the restricted data will be limited to the Lead Researcher and other members of the research team listed in this request.
2. Copies of the restricted data or any data created on the basis of the original data will not be copied or made available to anyone other than those mentioned in this Data Access Agreement, unless formally authorized by the Data Archive.
3. The data will only be processed for the stated statistical and research purpose. They will be used for solely for reporting of aggregated information, and not for investigation of specific individuals or organizations. Data will not in any way be used for any administrative, proprietary or law enforcement purposes.
4. The Lead Researcher must state if it is their intention to match the restricted microdata with any other micro-dataset. If any matching is to take place, details must be provided of the datasets to be matched and of the reasons for the matching. Any datasets created as a result of matching will be considered to be restricted and must comply with the terms of this Data Access Agreement.
5. The Lead Researcher undertakes that no attempt will be made to identify any individual person, family, business, enterprise or organization. If such a unique disclosure is made inadvertently, no use will be made of the identity of any person or establishment discovered and full details will be reported to the Data Archive. The identification will not be revealed to any other person not included in the Data Access Agreement.
6. The Lead Researcher will implement security measures to prevent unauthorized access to licensed microdata acquired from the Data Archive. The microdata must be destroyed upon the completion of this research, unless the Data Archive obtains satisfactory guarantee that the data can be secured and provides written authorization to the Receiving Organization to retain them. Destruction of the microdata will be confirmed in writing by the Lead Researcher to the Data Archive.
7. Any books, articles, conference papers, theses, dissertations, reports, or other publications that employ data obtained from the Data Archive will cite the source of data in accordance with the citation requirement provided with the dataset.
8. An electronic copy of all reports and publications based on the requested data will be sent to the Data Archive.
9. The original collector of the data, the Data Archive, and the relevant funding agencies bear no responsibility for use of the data or for interpretations or inferences based upon such uses.
10. This agreement will come into force on the date that approval is given for access to the restricted dataset and remain in force until the completion date of the project or an earlier date if the project is completed ahead of time.
11. If there are any changes to the project specification, security arrangements, personnel or organization detailed in this application form, it is the responsibility of the Lead Researcher to seek the agreement of the Data Archive to these changes. Where there is a change to the employer organization of the Lead Researcher this will involve a new application being made and termination of the original project.
12. Breaches of the agreement will be taken seriously and the Data Archive will take action against those responsible for the lapse if willful or accidental. Failure to comply with the directions of the Data Archive will be deemed to be a major breach of the agreement and may involve recourse to legal proceedings. The Data Archive will maintain and share with partner data

archives a register of those individuals and organizations which are responsible for breaching the terms of the Data Access Agreement and will impose sanctions on release of future data to these parties.

Citation Requirements

<https://doi.org/10.23664/AHRI.DREAMS.Multilevel>

Files Description

Dataset contains 15 file(s)

AHRI.DREAMS.MultiLevel.AssessmentOfCapacity.2018.v1	
# Cases	4420
# Variable(s)	10

AHRI.DREAMS.MultiLevel.ContactAttempts.2018.v1	
# Cases	4420
# Variable(s)	90

AHRI.DREAMS.MultiLevel.ExposureToDREAMS.2018.v1	
# Cases	4420
# Variable(s)	162

AHRI.DREAMS.MultiLevel.ExposureToShuga.2018.v1	
# Cases	4420
# Variable(s)	77

AHRI.DREAMS.MultiLevel.IndivEduEcoNutritionSituation.2018.v1	
# Cases	4420
# Variable(s)	118

AHRI.DREAMS.MultiLevel.IndivGeneralHealth.2018.v1	
# Cases	4420
# Variable(s)	88

AHRI.DREAMS.MultiLevel.IndividualConsent_Age13-17.2018.v1	
# Cases	4420
# Variable(s)	22

AHRI.DREAMS.MultiLevel.IndividualConsent_Age18-22.2018.v1	
# Cases	4420
# Variable(s)	17

AHRI.DREAMS.MultiLevel.MeasureMediateVars.2018.v1	
# Cases	4420

# Variable(s)	115
---------------	-----

AHRI.DREAMS.MultiLevel.OtherRiskBehaviour.2018.v1	
# Cases	4420
# Variable(s)	10

AHRI.DREAMS.MultiLevel.ParentGuardianConsent.2018.v1	
# Cases	4420
# Variable(s)	23

AHRI.DREAMS.MultiLevel.PersonalInformation.2018.v1	
# Cases	4420
# Variable(s)	14

AHRI.DREAMS.MultiLevel.SexualRelatInterviewer.2018.v1	
# Cases	4420
# Variable(s)	80

AHRI.DREAMS.MultiLevel.SexualRelatSelfFilled.2018.v1	
# Cases	4420
# Variable(s)	301

AHRI.DREAMS.MultiLevel.SpecimenCollection.2018.v1	
# Cases	4420
# Variable(s)	17

Variables List

Dataset contains 1144 variable(s)

File AHRI.DREAMS.MultiLevel.AssessmentOfCapacity.2018.v1							
#	Name	Label	Type	Format	Valid	Invalid	Question
1	project_id	REDCap Project Identifier	discrete	numeric-12.0	4420	0	-
2	event_id	REDCap Event Identifier	discrete	numeric-12.0	4420	0	-
3	cohort	Cohort Description	discrete	character-10	4420	0	-
4	round	Round Description	discrete	character-15	4420	0	-
5	IintId	Individual ID	continuous	numeric-12.0	4420	0	-
6	ac_date	Capacity assessment date	discrete	character-16	3101	0	-
7	ac_asses..	HAPPY with Step 1?	discrete	numeric-12.0	3104	1316	-
8	ac_asses..	HAPPY with Step 2?	discrete	numeric-12.0	31	4389	-
9	ac_asses..	HAPPY with Step 3?	discrete	numeric-12.0	32	4388	-
10	ac_asses..	Is this individual capable to participate?	discrete	numeric-12.0	3096	1324	-

File AHRI.DREAMS.MultiLevel.ContactAttempts.2018.v1							
#	Name	Label	Type	Format	Valid	Invalid	Question
1	project_id	REDCap Project Identifier	discrete	numeric-12.0	4420	0	-
2	event_id	REDCap Event Identifier	discrete	numeric-12.0	4420	0	-
3	cohort	Cohort Description	discrete	character-10	4420	0	-
4	round	Round Description	discrete	character-15	4420	0	-
5	IintId	Individual ID	continuous	numeric-12.0	4420	0	-
6	ca_weekb..	Weekblock	discrete	character-5	4420	0	-
7	ca_conta..	Conducting Contact Attempt	discrete	numeric-12.0	4420	0	-
8	ca_staff..	Staff Member	discrete	character-3	4419	0	-
9	ca_datet..	Attempt Date and Time	discrete	character-11	4420	-	-
10	ca_was_c..	Was the participant contacted	discrete	numeric-12.0	4418	2	-
11	ca_was_p..	Was the participant's parent or guardian at home	discrete	numeric-12.0	1142	3278	-
12	ca_paren..	Was parent or guardian willing to give Informed Consent?	discrete	numeric-12.0	818	3602	-
13	ca_req_s..	Did the participant asked to be interviewed by a same sex Tracker?	discrete	numeric-12.0	1596	2824	-
14	ca_sames..	What is the reason why the participant requested a same sex Tracker?	discrete	character-1	0	0	-
15	ca_surve..	Was the participant contacted and willing to be surveyed?	discrete	numeric-12.0	1601	2819	-
16	ca_refus..	Did the participant / parent / guardian refused participation?	discrete	numeric-12.0	179	4241	-

File AHRI.DREAMS.MultiLevel.ContactAttempts.2018.v1							
#	Name	Label	Type	Format	Valid	Invalid	Question
17	ca_resch..	Reschedule next visit date	discrete	character-11	216	-	-
18	ca_field..	Comments for Contact attempt	discrete	character-185	4070	-	-
19	ca_conta..	Conducting Contact Attempt	discrete	numeric-12.0	2884	1536	-
20	ca_staff..	Staff Member	discrete	character-3	2239	0	-
21	ca_datet..	Attempt Date and Time	discrete	character-11	2239	-	-
22	ca_was_c..	Was the participant contacted	discrete	numeric-12.0	2237	2183	-
23	ca_was_p..	Was the participant's parent or guardian at home	discrete	numeric-12.0	622	3798	-
24	ca_paren..	Was parent or guardian willing to give Informed Consent?	discrete	numeric-12.0	510	3910	-
25	ca_req_s..	Did the participant asked to be interviewed by a same sex Tracker?	discrete	numeric-12.0	1123	3297	-
26	ca_sames..	What is the reason why the participant requested a same sex Tracker?	discrete	character-1	0	0	-
27	ca_surve..	Was the participant contacted and willing to be surveyed?	discrete	numeric-12.0	1125	3295	-
28	ca_refus..	Did the participant / parent / guardian refused participation?	discrete	numeric-12.0	95	4325	-
29	ca_resch..	Reschedule next visit date	discrete	character-11	57	-	-
30	ca_field..	Comments for Contact attempt	discrete	character-244	2093	-	-
31	ca_conta..	Conducting Contact Attempt	discrete	numeric-12.0	1139	3281	-
32	ca_staff..	Staff Member	discrete	character-3	983	0	-
33	ca_datet..	Attempt Date and Time	discrete	character-11	983	-	-
34	ca_was_c..	Was the participant contacted	discrete	numeric-12.0	983	3437	-
35	ca_was_p..	Was the participant's parent or guardian at home	discrete	numeric-12.0	217	4203	-
36	ca_paren..	Was parent or guardian willing to give Informed Consent?	discrete	numeric-12.0	178	4242	-
37	ca_req_s..	Did the participant asked to be interviewed by a same sex Tracker?	discrete	numeric-12.0	407	4013	-
38	ca_sames..	What is the reason why the participant requested a same sex Tracker?	discrete	character-1	0	0	-
39	ca_surve..	Was the participant contacted and willing to be surveyed?	discrete	numeric-12.0	408	4012	-
40	ca_refus..	Did the participant / parent / guardian refused participation?	discrete	numeric-12.0	57	4363	-
41	ca_resch..	Reschedule next visit date	discrete	character-11	27	-	-
42	ca_field..	Comments for Contact attempt	discrete	character-215	929	-	-

File AHRI.DREAMS.MultiLevel.ContactAttempts.2018.v1							
#	Name	Label	Type	Format	Valid	Invalid	Question
43	ca_conta..	Conducting Contact Attempt	discrete	numeric-12.0	596	3824	-
44	ca_staff..	Staff Member	discrete	character-3	517	0	-
45	ca_datet..	Attempt Date and Time	discrete	character-11	518	-	-
46	ca_was_c..	Was the participant contacted	discrete	numeric-12.0	517	3903	-
47	ca_was_p..	Was the participant's parent or guardian at home	discrete	numeric-12.0	88	4332	-
48	ca_paren..	Was parent or guardian willing to give Informed Consent?	discrete	numeric-12.0	72	4348	-
49	ca_req_s..	Did the participant asked to be interviewed by a same sex Tracker?	discrete	numeric-12.0	177	4243	-
50	ca_sames..	What is the reason why the participant requested a same sex Tracker?	discrete	character-1	0	0	-
51	ca_surve..	Was the participant contacted and willing to be surveyed?	discrete	numeric-12.0	178	4242	-
52	ca_refus..	Did the participant / parent / guardian refused participation?	discrete	numeric-12.0	23	4397	-
53	ca_resch..	Reschedule next visit date	discrete	character-11	10	-	-
54	ca_field..	Comments for Contact attempt	discrete	character-239	502	-	-
55	ca_conta..	Conducting Contact Attempt	discrete	numeric-12.0	350	4070	-
56	ca_staff..	Staff Member	discrete	character-3	207	0	-
57	ca_datet..	Attempt Date and Time	discrete	character-11	207	-	-
58	ca_was_c..	Was the participant contacted	discrete	numeric-12.0	207	4213	-
59	ca_was_p..	Was the participant's parent or guardian at home	discrete	numeric-12.0	27	4393	-
60	ca_paren..	Was parent or guardian willing to give Informed Consent?	discrete	numeric-12.0	20	4400	-
61	ca_req_s..	Did the participant asked to be interviewed by a same sex Tracker?	discrete	numeric-12.0	73	4347	-
62	ca_sames..	What is the reason why the participant requested a same sex Tracker?	discrete	character-1	0	0	-
63	ca_surve..	Was the participant contacted and willing to be surveyed?	discrete	numeric-12.0	73	4347	-
64	ca_refus..	Did the participant / parent / guardian refused participation?	discrete	numeric-12.0	17	4403	-
65	ca_resch..	Reschedule next visit date	discrete	character-11	2	-	-
66	ca_field..	Comments for Contact attempt	discrete	character-244	199	-	-
67	ca_conta..	Conducting Contact Attempt	discrete	numeric-12.0	141	4279	-
68	ca_staff..	Staff Member	discrete	character-3	67	0	-

File AHRI.DREAMS.MultiLevel.ContactAttempts.2018.v1							
#	Name	Label	Type	Format	Valid	Invalid	Question
69	ca_datet..	Attempt Date and Time	discrete	character-11	67	-	-
70	ca_was_c..	Was the participant contacted	discrete	numeric-12.0	67	4353	-
71	ca_was_p..	Was the participant's parent or guardian at home	discrete	numeric-12.0	8	4412	-
72	ca_paren..	Was parent or guardian willing to give Informed Consent?	discrete	numeric-12.0	5	4415	-
73	ca_req_s..	Did the participant asked to be interviewed by a same sex Tracker?	discrete	numeric-12.0	25	4395	-
74	ca_sames..	What is the reason why the participant requested a same sex Tracker?	discrete	character-1	0	0	-
75	ca_surve..	Was the participant contacted and willing to be surveyed?	discrete	numeric-12.0	25	4395	-
76	ca_refus..	Did the participant / parent / guardian refused participation?	discrete	numeric-12.0	4	4416	-
77	ca_resch..	Reschedule next visit date	discrete	character-11	0	-	-
78	ca_field..	Comments for Contact attempt	discrete	character-205	63	-	-
79	ca_refus..	Who refuse participation?	discrete	numeric-12.0	187	4233	-
80	ca_refus..	Specify other person who refused participation:	discrete	character-99	1	0	-
81	ca_proj..	Fieldworker: Request handover of Non	discrete	numeric-12.0	2092	2328	-
82	ca_proj..	Select reason for non	discrete	numeric-12.0	481	3939	-
83	ca_proj..	Specify other reason for non	discrete	character-205	150	-	-
84	ca_trans..	Fieldworker: Please provide narrative	discrete	character-228	479	-	-
85	ca_coord..	Was this request for a Non	discrete	numeric-12.0	390	4030	-
86	ca_coord..	Why was this request was denied?	discrete	character-92	11	0	-
87	ca_prema..	Was this a Pre	discrete	numeric-12.0	1353	3067	-
88	ca_prema..	Select reason for pre	discrete	numeric-12.0	725	3695	-
89	ca_prema..	Specify other reason for pre	discrete	character-184	118	-	-
90	ca_visit..	Visit Date	discrete	character-11	4015	-	-

File AHRI.DREAMS.MultiLevel.ExposureToDREAMS.2018.v1							
#	Name	Label	Type	Format	Valid	Invalid	Question
1	project_id	REDCap Project Identifier	discrete	numeric-12.0	4420	0	-
2	event_id	REDCap Event Identifier	discrete	numeric-12.0	4420	0	-
3	cohort	Cohort Description	discrete	character-10	4420	0	-
4	round	Round Description	discrete	character-15	4420	0	-
5	IntId	Individual ID	continuous	numeric-12.0	4420	0	-

File AHRI.DREAMS.MultiLevel.ExposureToDREAMS.2018.v1							
#	Name	Label	Type	Format	Valid	Invalid	Question
6	dm_aware_..	Have you heard of a program called 'DREAMS'?	discrete	numeric-12.0	3065	1355	-
7	dm_sourc_..	From where / how did you hear about DREAMS?	discrete	numeric-12.0	3	4417	-
8	dm_sourc_..	From where / how did you hear about DREAMS?	discrete	numeric-12.0	1	4419	-
9	dm_sourc_..	From where / how did you hear about DREAMS?	discrete	numeric-12.0	51	4369	-
10	dm_sourc_..	From where / how did you hear about DREAMS?	discrete	numeric-12.0	404	4016	-
11	dm_sourc_..	From where / how did you hear about DREAMS?	discrete	numeric-12.0	7	4413	-
12	dm_sourc_..	From where / how did you hear about DREAMS?	discrete	numeric-12.0	49	4371	-
13	dm_sourc_..	From where / how did you hear about DREAMS?	discrete	numeric-12.0	3	4417	-
14	dm_sourc_..	From where / how did you hear about DREAMS?	discrete	numeric-12.0	11	4409	-
15	dm_sourc_..	From where / how did you hear about DREAMS?	discrete	numeric-12.0	26	4394	-
16	dm_sourc_..	From where / how did you hear about DREAMS?	discrete	numeric-12.0	5	4415	-
17	dm_sourc_..	Other, please specify from where / how did you hear about DREAMS?	discrete	character-28	5	0	-
18	dm_invited	Have you been invited to participate in any DREAMS activity or service?	discrete	numeric-12.0	572	3848	-
19	dm_parti_..	Have you ever participated in any DREAMS activity or service?	discrete	numeric-12.0	573	3847	-
20	dm_parti_..	If yes, when did you participate?	continuous	numeric-12.0	573	3847	-
21	dm_exper_..	What experience(s) have you had with DREAMS?	discrete	character-117	90	-	-
22	dm_have_..	Do you have a DREAMS identifier? It could be a reference number, ID or code?	discrete	numeric-12.0	93	4327	-
23	dm_lead_..	I am going to ask you about programs for young girls. Many of them are about org	discrete	numeric-12.0	577	3843	-
24	dm_parti_..	Did you participate in this service / program? Safe Spaces	discrete	numeric-12.0	578	3842	-
25	dm_aware_..	Are you aware of the following service / program? Safe Spaces for girls/young wo	discrete	numeric-12.0	540	3880	-
26	dm_parti_..	Did you participate in this service / program in the last 12 months? Safe Spaces	discrete	numeric-12.0	38	4382	-

File AHRI.DREAMS.MultiLevel.ExposureToDREAMS.2018.v1							
#	Name	Label	Type	Format	Valid	Invalid	Question
27	dm_safes..	Was this a DREAMS service / program? Safe Spaces	discrete	numeric-12.0	18	4402	-
28	dm_org_s..	Where / from which organisation was it provided? Safe Spaces	discrete	numeric-12.0	17	4403	-
29	dm_org_s..	Please specify details of the other organization. Safe Spaces	discrete	character-14	4	0	-
30	dm_parti..	Did you participate in this service / program? Mentor Program	discrete	numeric-12.0	576	3844	-
31	dm_aware..	Are you aware of the following service / program? Mentor Program	discrete	numeric-12.0	557	3863	-
32	dm_parti..	Did you participate in this service / program in the last 12 months? Mentor Prog	discrete	numeric-12.0	19	4401	-
33	dm_mento..	Was this a DREAMS service / program? Mentor Program	discrete	numeric-12.0	12	4408	-
34	dm_org_m..	Where / from which organisation was it provided? Mentor Program	discrete	numeric-12.0	12	4408	-
35	dm_org_m..	Please specify details of the other organization. Mentor Program	discrete	character-14	3	0	-
36	dm_parti..	Did you participate in this service / program? Social Assets programs	discrete	numeric-12.0	3065	1355	-
37	dm_aware..	Are you aware of the following service / program? Social Assets programs	discrete	numeric-12.0	3008	1412	-
38	dm_parti..	Did you participate in this service / program in the last 12 months? Social Asse	discrete	numeric-12.0	50	4370	-
39	dm_socas..	Was this a DREAMS service / program? Social Assets programs	discrete	numeric-12.0	36	4384	-
40	dm_org_s..	Where / from which organisation was it provided? Social Assets programs	discrete	numeric-12.0	36	4384	-
41	dm_org_s..	Please specify details of the other organization. Social Assets programs	discrete	character-14	2	0	-
42	dm_parti..	Did you participate in this service / program? Gender norms	discrete	numeric-12.0	3064	1356	-
43	dm_aware..	Are you aware of the following service / program? Gender norms and Violence prev	discrete	numeric-12.0	2925	1495	-

File AHRI.DREAMS.MultiLevel.ExposureToDREAMS.2018.v1							
#	Name	Label	Type	Format	Valid	Invalid	Question
44	dm_parti..	Did you participate in this service / program in the last 12 months? Gender norm	discrete	numeric-12.0	133	4287	-
45	dm_genor..	Was this a DREAMS service / program? Gender norms	discrete	numeric-12.0	113	4307	-
46	dm_org_g..	Where / from which organisation was it provided? Gender norms	discrete	numeric-12.0	113	4307	-
47	dm_org_g..	Please specify details of the other organization. Gender norms	discrete	character-18	13	0	-
48	dm_parti..	Did you participate in this service / program? Violence prevention	discrete	numeric-12.0	3062	1358	-
49	dm_aware..	Are you aware of the following service / program? Violence prevention education	discrete	numeric-12.0	2892	1528	-
50	dm_parti..	Did you participate in this service / program in the last 12 months? Violence pr	discrete	numeric-12.0	158	4262	-
51	dm_finse..	Was this a DREAMS service / program? Violence prevention	discrete	numeric-12.0	127	4293	-
52	dm_org_f..	Where / from which organisation was it provided? Violence prevention	discrete	numeric-12.0	125	4295	-
53	dm_org_f..	Please specify details of the other organization. Violence prevention	discrete	character-24	49	0	-
54	dm_parti..	Did you participate in this service / program? Financial literacy	discrete	numeric-12.0	3063	1357	-
55	dm_aware..	Are you aware of the following service / program? Financial literacy training	discrete	numeric-12.0	2678	1742	-
56	dm_parti..	Did you participate in this service / program in the last 12 months? Financial l	discrete	numeric-12.0	379	4041	-
57	dm_finsk..	Was this a DREAMS service / program? Financial literacy	discrete	numeric-12.0	285	4135	-
58	dm_org_f..	Where / from which organisation was it provided? Financial literacy	discrete	numeric-12.0	283	4137	-
59	dm_org_f..	Please specify details of the other organization. Financial literacy	discrete	character-19	33	0	-
60	dm_parti..	Did you participate in this service / program? Local program for caregiving	discrete	numeric-12.0	3065	1355	-

File AHRI.DREAMS.MultiLevel.ExposureToDREAMS.2018.v1							
#	Name	Label	Type	Format	Valid	Invalid	Question
61	dm_aware..	Are you aware of the following service / program? Local program for caregiving	discrete	numeric-12.0	2491	1929	-
62	dm_parti..	Did you participate in this service / program in the last 12 months? Local progr	discrete	numeric-12.0	568	3852	-
63	dm_paren..	Was this a DREAMS service / program? Local program for caregiving	discrete	numeric-12.0	503	3917	-
64	dm_org_p..	Where / from which organisation was it provided? Local program for caregiving	discrete	numeric-12.0	499	3921	-
65	dm_org_p..	Please specify details of the other organization. Local program for caregiving	discrete	character-20	77	0	-
66	dm_parti..	Did you participate in this service / program? HIV education	discrete	numeric-12.0	1429	2991	-
67	dm_aware..	Are you aware of the following service / program? HIV education or Life skills	discrete	numeric-12.0	203	4217	-
68	dm_parti..	Did you participate in this service / program in the last 12 months? HIV educati	discrete	numeric-12.0	1225	3195	-
69	dm_schoo..	Was this a DREAMS service / program? HIV education	discrete	numeric-12.0	1102	3318	-
70	dm_org_s..	Where / from which organisation was it provided? HIV education	discrete	numeric-12.0	1091	3329	-
71	dm_org_s..	Please specify details of the other organization. HIV education	discrete	character-3	2	0	-
72	dr_lead..	I am going to ask you questions about the different types of HIV testing program	discrete	numeric-12.0	3061	1359	-
73	dm_parti..	Did you participate in this service / program? Facility based (PITC, VTC): where	discrete	numeric-12.0	3060	1360	-
74	dm_aware..	Are you aware of the following service / program? Facility based (PITC, VTC): wh	discrete	numeric-12.0	1147	3273	-
75	dm_parti..	Did you participate in this service / program in the last 12 months? Facility ba	discrete	numeric-12.0	1909	2511	-
76	dm_faclb..	Was this a DREAMS service / program? Facility based (PITC, VTC): where testing w	discrete	numeric-12.0	1129	3291	-
77	dm_org_f..	Where / from which organisation was it provided? Facility based (PITC, VTC): whe	discrete	numeric-12.0	1132	3288	-

File AHRI.DREAMS.MultiLevel.ExposureToDREAMS.2018.v1							
#	Name	Label	Type	Format	Valid	Invalid	Question
78	dm_org_f..	Please specify details of the other organization. Facility based (PITC, VTC): wh	discrete	character-26	8	0	-
79	dm_parti..	Did you participate in this service / program? Facility based HIV testing	discrete	numeric-12.0	3061	1359	-
80	dm_aware..	Are you aware of the following service / program? Facility based HIV testing	discrete	numeric-12.0	1701	2719	-
81	dm_parti..	Did you participate in this service / program in the last 12 months? Facility ba	discrete	numeric-12.0	1355	3065	-
82	dm_hivte..	Was this a DREAMS service / program? Facility based HIV testing	discrete	numeric-12.0	957	3463	-
83	dm_org_h..	Where / from which organisation was it provided? Facility based HIV testing	discrete	numeric-12.0	951	3469	-
84	dm_org_h..	Please specify details of the other organization. Facility based HIV testing	discrete	character-18	33	0	-
85	dm_parti..	Did you participate in this service / program? Partner testing	discrete	numeric-12.0	3063	1357	-
86	dm_aware..	Are you aware of the following service / program? Partner testing	discrete	numeric-12.0	2782	1638	-
87	dm_parti..	Did you participate in this service / program in the last 12 months? Partner tes	discrete	numeric-12.0	280	4140	-
88	dm_parte..	Was this a DREAMS service / program? Partner testing	discrete	numeric-12.0	187	4233	-
89	dm_org_p..	Where / from which organisation was it provided? Partner testing	discrete	numeric-12.0	186	4234	-
90	dm_org_p..	Please specify details of the other organization. Partner testing	discrete	character-1	0	0	-
91	dm_parti..	Did you participate in this service / program? HIV Self testing	discrete	numeric-12.0	3064	1356	-
92	dm_aware..	Are you aware of the following service / program? HIV Self testing	discrete	numeric-12.0	2954	1466	-
93	dm_parti..	Did you participate in this service / program in the last 12 months? HIV Self te	discrete	numeric-12.0	105	4315	-
94	dm_selft..	Was this a DREAMS service / program? HIV Self testing	discrete	numeric-12.0	94	4326	-
95	dm_org_s..	Where / from which organisation was it provided? HIV Self testing	discrete	numeric-12.0	94	4326	-

File AHRI.DREAMS.MultiLevel.ExposureToDREAMS.2018.v1							
#	Name	Label	Type	Format	Valid	Invalid	Question
96	dm_org_s..	Please specify details of the other organization. HIV Self testing	discrete	character-105	4	-	-
97	dm_parti..	Did you participate in this service / program? Services/ programs for males - Twi	discrete	numeric-12.0	2484	1936	-
98	dm_aware..	Are you aware of the following service / program? Services/programs for males -	discrete	numeric-12.0	2424	1996	-
99	dm_parti..	Did you participate in this service / program in the last 12 months? Services/pr	discrete	numeric-12.0	59	4361	-
100	dm_malet..	Was this a DREAMS service / program? Services/ programs for males - Twilight HIV	discrete	numeric-12.0	40	4380	-
101	dm_org_m..	Where / from which organisation was it provided? Services/programs for males - T	discrete	numeric-12.0	35	4385	-
102	dm_org_m..	Please specify details of the other organization. Services/ programs for males -	discrete	character-19	15	0	-
103	dm_parti..	Did you participate in this service / program? Male circumcision (voluntary medi	discrete	numeric-12.0	2482	1938	-
104	dm_aware..	Are you aware of the following service / program? Male circumcision (voluntary m	discrete	numeric-12.0	1067	3353	-
105	dm_parti..	Did you participate in this service / program in the last 12 months? Male circum	discrete	numeric-12.0	1415	3005	-
106	dm_malec..	Was this a DREAMS service / program? Male circumcision (voluntary medical circum	discrete	numeric-12.0	643	3777	-
107	dm_org_m..	Where / from which organisation was it provided? Male circumcision (voluntary me	discrete	numeric-12.0	638	3782	-
108	dm_org_m..	Please specify details of the other organization. Male circumcision (voluntary m	discrete	character-26	62	0	-
109	dm_parti..	Did you participate in this service / program? Condom provision	discrete	numeric-12.0	3061	1359	-
110	dm_aware..	Are you aware of the following service / program? Condom provision	discrete	numeric-12.0	1695	2725	-
111	dm_parti..	Did you participate in this service / program in the last 12 months? Condom prov	discrete	numeric-12.0	1359	3061	-

File AHRI.DREAMS.MultiLevel.ExposureToDREAMS.2018.v1							
#	Name	Label	Type	Format	Valid	Invalid	Question
112	dm_condp..	Was this a DREAMS service / program? Condom provision	discrete	numeric-12.0	1108	3312	-
113	dm_org_c..	Where / from which organisation was it provided? Condom provision	discrete	numeric-12.0	1101	3319	-
114	dm_org_c..	Please specify details of the other organization. Condom provision	discrete	character-22	170	0	-
115	dm_parti..	Did you participate in this service / program? Condom promotion / demonstration	discrete	numeric-12.0	3062	1358	-
116	dm_aware..	Are you aware of the following service / program? Condom promotion / demonstrati	discrete	numeric-12.0	2177	2243	-
117	dm_parti..	Did you participate in this service / program in the last 12 months? Condom prom	discrete	numeric-12.0	882	3538	-
118	dm_democ..	Was this a DREAMS service / program? Condom promotion / demonstration	discrete	numeric-12.0	557	3863	-
119	dm_org_d..	Where / from which organisation was it provided? Condom promotion / demonstratio	discrete	numeric-12.0	550	3870	-
120	dm_org_d..	Please specify details of the other organization. Condom promotion / demonstrati	discrete	character-36	16	0	-
121	dm_parti..	Did you participate in this service / program? Adolescent friendly services	discrete	numeric-12.0	3063	1357	-
122	dm_aware..	Are you aware of the following service / program? Adolescent friendly services	discrete	numeric-12.0	2694	1726	-
123	dm_parti..	Did you participate in this service / program in the last 12 months? Adolescent	discrete	numeric-12.0	361	4059	-
124	dm_adolf..	Was this a DREAMS service / program? Adolescent friendly services	discrete	numeric-12.0	243	4177	-
125	dm_org_a..	Where / from which organisation was it provided? Adolescent friendly services	discrete	numeric-12.0	243	4177	-
126	dm_org_a..	Please specify details of the other organization. Adolescent friendly services	discrete	character-4	2	0	-
127	dm_parti..	Did you participate in this service / program? Contraception / family planning	discrete	numeric-12.0	3062	1358	-
128	dm_aware..	Are you aware of the following service / program? Counselling and provision of c	discrete	numeric-12.0	2248	2172	-

File AHRI.DREAMS.MultiLevel.ExposureToDREAMS.2018.v1							
#	Name	Label	Type	Format	Valid	Invalid	Question
129	dm_parti..	Did you participate in this service / program in the last 12 months? Contracepti	discrete	numeric-12.0	811	3609	-
130	dm_couns..	Was this a DREAMS service / program? Contraception / family planning	discrete	numeric-12.0	623	3797	-
131	dm_org_c..	Where / from which organisation was it provided? Contraception / family planning	discrete	numeric-12.0	622	3798	-
132	dm_org_c..	Please specify details of the other organization. Contraception / family plannin	discrete	character-11	14	0	-
133	dm_parti..	Did you participate in this service / program? STI screening and treatment	discrete	numeric-12.0	3065	1355	-
134	dm_aware..	Are you aware of the following service / program? STI screening and treatment	discrete	numeric-12.0	2730	1690	-
135	dm_parti..	Did you participate in this service / program in the last 12 months? STI screeni	discrete	numeric-12.0	329	4091	-
136	dm_stise..	Was this a DREAMS service / program? STI screening and treatment	discrete	numeric-12.0	205	4215	-
137	dm_org_s..	Where / from which organisation was it provided? STI screening and treatment	discrete	numeric-12.0	205	4215	-
138	dm_org_s..	Please specify details of the other organization. STI screening and treatment	discrete	character-1	0	0	-
139	dm_parti..	Did you participate in this service / program? Linkage into ART	discrete	numeric-12.0	3063	1357	-
140	dm_aware..	Are you aware of the following service / program? Linkage into ART	discrete	numeric-12.0	2913	1507	-
141	dm_parti..	Did you participate in this service / program in the last 12 months? Linkage int	discrete	numeric-12.0	145	4275	-
142	dm_pepse..	Was this a DREAMS service / program? Linkage into ART	discrete	numeric-12.0	117	4303	-
143	dm_org_p..	Where / from which organisation was it provided? Linkage into ART	discrete	numeric-12.0	117	4303	-
144	dm_org_p..	Please specify details of the other organization. Linkage into ART	discrete	character-4	1	0	-
145	dm_parti..	Did you participate in this service / program? Emergency contraception	discrete	numeric-12.0	576	3844	-

File AHRI.DREAMS.MultiLevel.ExposureToDREAMS.2018.v1							
#	Name	Label	Type	Format	Valid	Invalid	Question
146	dm_aware_..	Are you aware of the following service / program? Emergency contraception	discrete	numeric-12.0	463	3957	-
147	dm_parti_..	Did you participate in this service / program in the last 12 months? Emergency c	discrete	numeric-12.0	113	4307	-
148	dm_emerc_..	Was this a DREAMS service / program? Emergency contraception	discrete	numeric-12.0	48	4372	-
149	dm_org_e_..	Where / from which organisation was it provided? Emergency contraception	discrete	numeric-12.0	48	4372	-
150	dm_org_e_..	Please specify details of the other organization. Emergency contraception	discrete	character-13	1	0	-
151	dm_parti_..	Did you participate in this service / program? Services after an experience of v	discrete	numeric-12.0	3063	1357	-
152	dm_aware_..	Are you aware of the following service / program? Services after an experience o	discrete	numeric-12.0	2692	1728	-
153	dm_parti_..	Did you participate in this service / program in the last 12 months? Services af	discrete	numeric-12.0	366	4054	-
154	dm_postv_..	Was this a DREAMS service / program? Services after an experience of violence	discrete	numeric-12.0	201	4219	-
155	dm_org_p_..	Where / from which organisation was it provided? Services after an experience of	discrete	numeric-12.0	201	4219	-
156	dm_org_p_..	Please specify details of the other organization. Services after an experience o	discrete	character-14	75	0	-
157	dm_parti_..	Did you participate in this service / program? Cash transfer to family	discrete	numeric-12.0	3065	1355	-
158	dm_aware_..	Are you aware of the following service / program? Cash transfer to family	discrete	numeric-12.0	927	3493	-
159	dm_parti_..	Did you participate in this service / program in the last 12 months? Cash transf	discrete	numeric-12.0	2139	2281	-
160	dm_casht_..	Was this a DREAMS service / program? Cash transfer to family	discrete	numeric-12.0	1344	3076	-
161	dm_org_c_..	Where / from which organisation was it provided? Cash transfer to family	discrete	numeric-12.0	1333	3087	-
162	dm_org_c_..	Please specify details of the other organization. Cash transfer to family	discrete	character-25	16	0	-

File AHRI.DREAMS.MultiLevel.ExposureToShuga.2018.v1							
#	Name	Label	Type	Format	Valid	Invalid	Question
1	project_id	REDCap Project Identifier	discrete	numeric-12.0	4420	0	-
2	event_id	REDCap Event Identifier	discrete	numeric-12.0	4420	0	-
3	cohort	Cohort Description	discrete	character-10	4420	0	-
4	round	Round Description	discrete	character-15	4420	0	-
5	IintId	Individual ID	continuous	numeric-12.0	4420	0	-
6	ms_house..	Do you/your household own a TV?	discrete	numeric-12.0	3065	1355	-
7	ms_watch..	How often do you watch TV?	discrete	numeric-12.0	3065	1355	-
8	ms_watch..	Where do you usually (by usually we mean mostly, or commonly, or regularly) watc	discrete	numeric-12.0	2782	1638	-
9	ms_watch..	Please specify details on the other places where you watch TV	discrete	character-55	42	0	-
10	ms_cntrl..	If at home - Who has more control over the television remote or have more say ab	discrete	numeric-12.0	2661	1759	-
11	ms_cntrl..	Please specify details on the other person who has control of the TV remote at h	discrete	character-46	607	0	-
12	ms_ever..	Have you ever watched MTV Shuga?	discrete	numeric-12.0	3065	1355	-
13	ms_ever..	If no - have you heard of it?	discrete	numeric-12.0	2892	1528	-
14	ms_ever..	If yes, from where/who?	discrete	numeric-12.0	171	4249	-
15	ms_ever..	Please specify details on the other source where you have watched Shuga	discrete	character-1	0	0	-
16	ms_which..	Which country series did you watch?	discrete	numeric-12.0	171	4249	-
17	ms_which..	Please specify details on the other series of MTV Shugat that you have watched	discrete	character-1	0	0	-
18	ms_num.t..	How many times did you watch MTV Shuga the South African season?	discrete	numeric-12.0	58	4362	-
19	ms_knowl..	Did Ipeleng take the money that Rakeem offered her to pay her rent?	discrete	numeric-12.0	58	4362	-
20	ms_knowl..	Did Bongi and Coalstove have an HIV test together?	discrete	numeric-12.0	58	4362	-
21	ms_knowl..	Did Sol buy Tsholofela a smartphone and clothes to have sex with her?	discrete	numeric-12.0	58	4362	-
22	ms_knowl..	Did Sol beat Tsholofela?	discrete	numeric-12.0	58	4362	-
23	ms_knowl..	Did Zamo take her small son with her to the pub because she like partying?	discrete	numeric-12.0	58	4362	-
24	ms_knowl..	Did Khensani have a relationship with her teacher?	discrete	numeric-12.0	58	4362	-

File AHRI.DREAMS.MultiLevel.ExposureToShuga.2018.v1							
#	Name	Label	Type	Format	Valid	Invalid	Question
25	ms_knowl..	Will Khensani be able to have children again in the future?	discrete	numeric-12.0	58	4362	-
26	ms_knowl..	Did Femi ask Sheila to take PreP to reduce the risk of him infecting her?	discrete	numeric-12.0	58	4362	-
27	ms_knowl..	Was Reggie beaten up by his friend Q for being gay?	discrete	numeric-12.0	58	4362	-
28	ms_knowl..	Did Ipeleng get a bursary to go to university?	discrete	numeric-12.0	58	4362	-
29	ms_knowl..	Did Sheila refuse Femi's proposal to marry him?	discrete	numeric-12.0	58	4362	-
30	ms_knowl..	Did Sizwe try to force himself on Zamo because he thought she slept with every g	discrete	numeric-12.0	58	4362	-
31	ms_knowl..	Did Bongi and Coalstove get back together again?	discrete	numeric-12.0	58	4362	-
32	ms_knowl..	Did the nurse at the clinic advise Bongi not to use an IUD as an on-going contra	discrete	numeric-12.0	58	4362	-
33	ms_knowl..	Did one of Zamo's boyfriends remove the condom without Zamo knowing while they w	discrete	numeric-12.0	58	4362	-
34	ms_talke..	Have you talked to anyone about MTV Shuga?	discrete	numeric-12.0	58	4362	-
35	ms_talke..	If yes, to who?	discrete	numeric-12.0	13	4407	-
36	ms_talke..	If yes, to who?	discrete	numeric-12.0	2	4418	-
37	ms_talke..	If yes, to who?	discrete	numeric-12.0	2	4418	-
38	ms_talke..	If yes, to who?	discrete	numeric-12.0	1	4419	-
39	ms_gbv_r..	Did watching Shuga make you more willing to: Report GBV?	discrete	numeric-12.0	171	4249	-
40	ms_gbv_t..	Did watching Shuga make you more willing to: Talk about it?	discrete	numeric-12.0	171	4249	-
41	ms_gbv_r..	Did watching Shuga make you more willing to: Help refer affected people for help	discrete	numeric-12.0	171	4249	-
42	ms_gbv_h..	Did watching Shuga make you more willing to: Help do something to stop it?	discrete	numeric-12.0	171	4249	-
43	ms_gbv_i..	Did watching Shuga make you more willing to: Involve family?	discrete	numeric-12.0	171	4249	-
44	ms_behav..	Did watching Shuga make you more willing to: Ask your partner to use condom?	discrete	numeric-12.0	171	4249	-
45	ms_behav..	Did watching Shuga make you more willing to: Go for an HIV test?	discrete	numeric-12.0	171	4249	-

File AHRI.DREAMS.MultiLevel.ExposureToShuga.2018.v1							
#	Name	Label	Type	Format	Valid	Invalid	Question
46	ms_behav_..	Did watching Shuga make you more willing to: Help someone who is HIV positive?	discrete	numeric-12.0	171	4249	-
47	ms_inten_..	After watching MTV Shuga did you feel like you needed to have an HIV test?	discrete	numeric-12.0	171	4249	-
48	ms_inten_..	After watching MTV Shuga did you feel like you needed to start using contracepti	discrete	numeric-12.0	171	4249	-
49	ms_inten_..	After watching MTV Shuga did you feel like you needed to practise safer sex (Or	discrete	numeric-12.0	171	4249	-
50	ms_inten_..	After watching MTV Shuga did you feel like you needed to start using PreP?	discrete	numeric-12.0	171	4249	-
51	ms_chari_..	Did you have any favorite character in MTV Shuga Down South?	discrete	numeric-12.0	58	4362	-
52	ms_chari_..	Did you have a character that you related to?	discrete	numeric-12.0	58	4362	-
53	ms_chari_..	Who was the character that you related to?	discrete	numeric-12.0	16	4404	-
54	ms_chari_..	Please specify details on the other favorite character you had	discrete	character-1	0	0	-
55	ms_socm_..	What is your favorite social media platform for messaging?	discrete	numeric-12.0	3065	1355	-
56	ms_socm_..	Please specify details on the other favorite media platform	discrete	character-16	19	0	-
57	ms_socm_..	What do you use your mobile phone for?	discrete	numeric-12.0	2397	2023	-
58	ms_socm_..	What do you use your mobile phone for?	discrete	numeric-12.0	1325	3095	-
59	ms_socm_..	What do you use your mobile phone for?	discrete	numeric-12.0	703	3717	-
60	ms_socm_..	What do you use your mobile phone for?	discrete	numeric-12.0	285	4135	-
61	ms_socm_..	What do you use your mobile phone for?	discrete	numeric-12.0	1620	2800	-
62	ms_socm_..	What do you use your mobile phone for?	discrete	numeric-12.0	398	4022	-
63	ms_socm_..	What do you use your mobile phone for?	discrete	numeric-12.0	703	3717	-
64	ms_socm_..	What do you use your mobile phone for?	discrete	numeric-12.0	440	3980	-
65	ms_socm_..	What do you use your mobile phone for?	discrete	numeric-12.0	3	4417	-
66	ms_socm_..	What do you use your mobile phone for?	discrete	numeric-12.0	27	4393	-

File AHRI.DREAMS.MultiLevel.ExposureToShuga.2018.v1							
#	Name	Label	Type	Format	Valid	Invalid	Question
67	ms_socm ..	Specify other uses of your mobile phone	discrete	character-17	28	0	-
68	ms_know ..	Which method do you use/ have you used to avoid getting HIV?	discrete	numeric-12.0	2	4418	-
69	ms_know ..	Which method do you use/ have you used to avoid getting HIV?	discrete	numeric-12.0	1694	2726	-
70	ms_know ..	Which method do you use/ have you used to avoid getting HIV?	discrete	numeric-12.0	1	4419	-
71	ms_know ..	Which method do you use/ have you used to avoid getting HIV?	discrete	numeric-12.0	343	4077	-
72	ms_know ..	Which method do you use/ have you used to avoid getting HIV?	discrete	numeric-12.0	885	3535	-
73	ms_know ..	Which method do you use/ have you used to avoid getting HIV?	discrete	numeric-12.0	16	4404	-
74	ms_know ..	Please specify details on the other method to avoid getting HIV	discrete	character-64	17	0	-
75	ms_stigm ..	Would you be willing to be in a romantic relationship with someone who is HIV+?	discrete	numeric-12.0	3065	1355	-
76	ms_stigm ..	Would you support a friend or romantic partner with HIV by going to an HIV suppo	discrete	numeric-12.0	3065	1355	-
77	ms_stigm ..	Do you think your community would judge negatively men and women in same-sex rel	discrete	numeric-12.0	3065	1355	-

File AHRI.DREAMS.MultiLevel.IndivEduEcoNutritionSituation.2018.v1							
#	Name	Label	Type	Format	Valid	Invalid	Question
1	project_id	REDCap Project Identifier	discrete	numeric-12.0	4420	0	-
2	event_id	REDCap Event Identifier	discrete	numeric-12.0	4420	0	-
3	cohort	Cohort Description	discrete	character-10	4420	0	-
4	round	Round Description	discrete	character-15	4420	0	-
5	IintId	Individual ID	continuous	numeric-12.0	4420	0	-
6	ie_insch ..	Are you currently still in school?	discrete	numeric-12.0	3067	1353	-
7	ie_prev ..	Where you still in school the last time we saw you?	discrete	numeric-12.0	0	4420	-
8	ie_schoo ..	In which grade are you? (Grade 1	discrete	character-2	1429	0	-
9	ie_daysa ..	How many days were you absent from school?	discrete	character-2	1429	0	-

File AHRI.DREAMS.MultiLevel.IndivEduEcoNutritionSituation.2018.v1							
#	Name	Label	Type	Format	Valid	Invalid	Question
10	ie_schab..	What were the main reasons why you were absent? [Don't read responses. Select al	discrete	numeric-12.0	309	4111	-
11	ie_schab..	What were the main reasons why you were absent? [Don't read responses. Select al	discrete	numeric-12.0	1	4419	-
12	ie_schab..	What were the main reasons why you were absent? [Don't read responses. Select al	discrete	numeric-12.0	1	4419	-
13	ie_schab..	What were the main reasons why you were absent? [Don't read responses. Select al	discrete	numeric-12.0	19	4401	-
14	ie_schab..	What were the main reasons why you were absent? [Don't read responses. Select al	discrete	numeric-12.0	4	4416	-
15	ie_schab..	What were the main reasons why you were absent? [Don't read responses. Select al	discrete	numeric-12.0	107	4313	-
16	ie_schab..	What were the main reasons why you were absent? [Don't read responses. Select al	discrete	numeric-12.0	32	4388	-
17	ie_schab..	What were the main reasons why you were absent? [Don't read responses. Select al	discrete	numeric-12.0	60	4360	-
18	ie_schab..	What were the main reasons why you were absent? [Don't read responses. Select al	discrete	numeric-12.0	19	4401	-
19	ie_schab..	What were the main reasons why you were absent? [Don't read responses. Select al	discrete	numeric-12.0	14	4406	-
20	ie_schab..	What were the main reasons why you were absent? [Don't read responses. Select al	discrete	numeric-12.0	21	4399	-
21	ie_schab..	What were the main reasons why you were absent? [Don't read responses. Select al	discrete	numeric-12.0	14	4406	-
22	ie_schab..	What were the main reasons why you were absent? [Don't read responses. Select al	discrete	numeric-12.0	47	4373	-
23	ie_abscc..	Please specify the other reasons for being absent	discrete	character-123	53	-	-
24	ie_highl..	What is your highest level of education achieved / qualification ('attainment')	discrete	numeric-12.0	1634	2786	-
25	ie_emplo..	Are you currently in full	discrete	numeric-12.0	3067	1353	-
26	ie_othin..	Do you have any other source of income?	discrete	numeric-12.0	3066	1354	-
27	ie_incom..	What Other sources of income do you have?	discrete	character-52	287	0	-
28	ie_grant..	Do you receive any Government Grant for yourself? Please specify the types of gr	discrete	numeric-12.0	412	4008	-

File AHRI.DREAMS.MultiLevel.IndivEduEcoNutritionSituation.2018.v1							
#	Name	Label	Type	Format	Valid	Invalid	Question
29	ie_grant..	Do you receive any Government Grant for yourself? Please specify the types of gr	discrete	numeric-12.0	1616	2804	-
30	ie_grant..	Do you receive any Government Grant for yourself? Please specify the types of gr	discrete	numeric-12.0	28	4392	-
31	ie_grant..	Do you receive any Government Grant for yourself? Please specify the types of gr	discrete	numeric-12.0	16	4404	-
32	ie_grant..	Do you receive any Government Grant for yourself? Please specify the types of gr	discrete	numeric-12.0	695	3725	-
33	ie_grant..	Do you receive any Government Grant for yourself? Please specify the types of gr	discrete	numeric-12.0	2	4418	-
34	ie_grant..	Do you receive any Government Grant for yourself? Please specify the types of gr	discrete	numeric-12.0	3	4417	-
35	ie_grant..	Do you receive any Government Grant for yourself? Please specify the types of gr	discrete	numeric-12.0	47	4373	-
36	ie_grant..	Please specify information on the other grant/s	discrete	character-12	3	0	-
37	ie_chore..	Are you willing to share how much time did you spend doing household chores, suc	discrete	numeric-12.0	3067	1353	-
38	ie_chore..	Hours spent on chores [0.5, 1	discrete	character-4	2791	0	-
39	ie_items..	A blanket	discrete	numeric-12.0	3067	1353	-
40	ie_items..	A pair of shoes	discrete	numeric-12.0	3067	1353	-
41	ie_items..	School uniform	discrete	numeric-12.0	1429	2991	-
42	ie_items..	Two sets of clothes (other than uniform)	discrete	numeric-12.0	3067	1353	-
43	ie_items..	A school bag	discrete	numeric-12.0	1429	2991	-
44	ie_items..	Some jewelry	discrete	numeric-12.0	3067	1353	-
45	ie_items..	Hair clips/ribbons	discrete	numeric-12.0	578	3842	-
46	ie_items..	A mobile telephone	discrete	numeric-12.0	3066	1354	-
47	ie_items..	A clock or a wrist watch	discrete	numeric-12.0	3067	1353	-
48	ie_items..	A bicycle	discrete	numeric-12.0	3067	1353	-
49	ie_dialy..	In the last one year, when you spent money on your daily needs, other odds and e	discrete	numeric-12.0	574	3846	-
50	ie_dialy..	In the last one year, when you spent money on your daily needs, other odds and e	discrete	numeric-12.0	26	4394	-

File AHRI.DREAMS.MultiLevel.IndivEduEcoNutritionSituation.2018.v1							
#	Name	Label	Type	Format	Valid	Invalid	Question
51	je_dialy..	In the last one year, when you spent money on your daily needs, other odds and e	discrete	numeric-12.0	7	4413	-
52	je_dialy..	In the last one year, when you spent money on your daily needs, other odds and e	discrete	numeric-12.0	316	4104	-
53	je_dialy..	In the last one year, when you spent money on your daily needs, other odds and e	discrete	numeric-12.0	51	4369	-
54	je_dialy..	In the last one year, when you spent money on your daily needs, other odds and e	discrete	numeric-12.0	206	4214	-
55	je_dialy..	In the last one year, when you spent money on your daily needs, other odds and e	discrete	numeric-12.0	649	3771	-
56	je_dialy..	In the last one year, when you spent money on your daily needs, other odds and e	discrete	numeric-12.0	292	4128	-
57	je_dialy..	In the last one year, when you spent money on your daily needs, other odds and e	discrete	numeric-12.0	21	4399	-
58	je_dialy..	In the last one year, when you spent money on your daily needs, other odds and e	discrete	numeric-12.0	190	4230	-
59	je_dialy..	In the last one year, when you spent money on your daily needs, other odds and e	discrete	numeric-12.0	192	4228	-
60	je_dialy..	In the last one year, when you spent money on your daily needs, other odds and e	discrete	numeric-12.0	3	4417	-
61	je_dialy..	In the last one year, when you spent money on your daily needs, other odds and e	discrete	numeric-12.0	160	4260	-
62	je_dialy..	In the last one year, when you spent money on your daily needs, other odds and e	discrete	numeric-12.0	7	4413	-
63	je_dialy..	In the last one year, when you spent money on your daily needs, other odds and e	discrete	numeric-12.0	46	4374	-
64	je_daily..	In the last one year, did you spend any money on your daily needs, other odds an	discrete	numeric-12.0	3067	1353	-
65	je_daily..	Please specify other source of money	discrete	character-41	57	0	-
66	je_spent..	What did you typically spend money on, in the past year?	discrete	numeric-12.0	36	4384	-
67	je_spent..	What did you typically spend money on, in the past year?	discrete	numeric-12.0	633	3787	-
68	je_spent..	What did you typically spend money on, in the past year?	discrete	numeric-12.0	59	4361	-
69	je_spent..	What did you typically spend money on, in the past year?	discrete	numeric-12.0	639	3781	-

File AHRI.DREAMS.MultiLevel.IndivEduEcoNutritionSituation.2018.v1							
#	Name	Label	Type	Format	Valid	Invalid	Question
70	ie_spent..	What did you typically spend money on, in the past year?	discrete	numeric-12.0	30	4390	-
71	ie_spent..	What did you typically spend money on, in the past year?	discrete	numeric-12.0	86	4334	-
72	ie_spent..	What did you typically spend money on, in the past year?	discrete	numeric-12.0	1389	3031	-
73	ie_spent..	What did you typically spend money on, in the past year?	discrete	numeric-12.0	1229	3191	-
74	ie_spent..	What did you typically spend money on, in the past year?	discrete	numeric-12.0	43	4377	-
75	ie_spent..	What did you typically spend money on, in the past year?	discrete	numeric-12.0	100	4320	-
76	ie_spent..	What did you typically spend money on, in the past year?	discrete	numeric-12.0	96	4324	-
77	ie_spent..	What did you typically spend money on, in the past year?	discrete	numeric-12.0	414	4006	-
78	ie_spent..	Please specify details on other items you spend money on	discrete	character-40	443	0	-
79	ie_spent..	Who decides what you spend money on?	discrete	numeric-12.0	2265	2155	-
80	ie_spent..	Please specify details on other person who decide how you are spending your mone	discrete	character-17	19	0	-
81	ie_saved..	In the past twelve months, have you saved, or put money aside to use at a later	discrete	numeric-12.0	3067	1353	-
82	ie_acces..	Do you have control over these savings? (i.e., Where and how they are stored, an	discrete	numeric-12.0	970	3450	-
83	ie_savin..	What are you saving for? [Do not read from list]	discrete	numeric-12.0	386	4034	-
84	ie_savin..	What are you saving for? [Do not read from list]	discrete	numeric-12.0	5	4415	-
85	ie_savin..	What are you saving for? [Do not read from list]	discrete	numeric-12.0	6	4414	-
86	ie_savin..	What are you saving for? [Do not read from list]	discrete	numeric-12.0	31	4389	-
87	ie_savin..	What are you saving for? [Do not read from list]	discrete	numeric-12.0	1	4419	-
88	ie_savin..	What are you saving for? [Do not read from list]	discrete	numeric-12.0	587	3833	-
89	ie_savin..	What are you saving for? [Do not read from list]	discrete	numeric-12.0	138	4282	-
90	ie_savin..	What are you saving for? [Do not read from list]	discrete	numeric-12.0	50	4370	-
91	ie_savin..	What are you saving for? [Do not read from list]	discrete	numeric-12.0	16	4404	-
92	ie_savin..	What are you saving for? [Do not read from list]	discrete	numeric-12.0	30	4390	-

File AHRI.DREAMS.MultiLevel.IndivEduEcoNutritionSituation.2018.v1							
#	Name	Label	Type	Format	Valid	Invalid	Question
93	je_savin..	What are you saving for? [Do not read from list]	discrete	numeric-12.0	17	4403	-
94	je_savin..	What are you saving for? [Do not read from list]	discrete	numeric-12.0	3	4417	-
95	je_savin..	What are you saving for? [Do not read from list]	discrete	numeric-12.0	272	4148	-
96	je_savin..	What are you saving for? [Do not read from list]	discrete	numeric-12.0	21	4399	-
97	je_savin..	Please specify details on what other things you are saving for	discrete	character-48	22	0	-
98	je_has_b..	Do you have such a plan?	discrete	numeric-12.0	3067	1353	-
99	je_has_w..	Is your plan written down?	discrete	numeric-12.0	279	4141	-
100	je_follo..	Would you say that you follow your plan all of the time, some of the time, rarel	discrete	numeric-12.0	279	4141	-
101	je_budge..	What would you call that kind of plan?	discrete	numeric-12.0	204	4216	-
102	je_budge..	What would you call that kind of plan?	discrete	numeric-12.0	57	4363	-
103	je_budge..	What would you call that kind of plan?	discrete	numeric-12.0	3	4417	-
104	je_budge..	What would you call that kind of plan?	discrete	numeric-12.0	5	4415	-
105	je_wayof..	What are the ways you are saving your money?	discrete	numeric-12.0	499	3921	-
106	je_wayof..	What are the ways you are saving your money?	discrete	numeric-12.0	54	4366	-
107	je_wayof..	What are the ways you are saving your money?	discrete	numeric-12.0	167	4253	-
108	je_wayof..	What are the ways you are saving your money?	discrete	numeric-12.0	219	4201	-
109	je_wayof..	What are the ways you are saving your money?	discrete	numeric-12.0	3	4417	-
110	je_wayof..	What are the ways you are saving your money?	discrete	numeric-12.0	35	4385	-
111	je_wayof..	What are the ways you are saving your money?	discrete	numeric-12.0	38	4382	-
112	je_wayof..	What are the ways you are saving your money?	discrete	numeric-12.0	1	4419	-
113	je_wayof..	What are the ways you are saving your money?	discrete	numeric-12.0	1	4419	-
114	je_rich..	Do you agree or disagree with the following statement: "Only people with a lot o	discrete	numeric-12.0	3067	1353	-
115	je_do_re..	When there are weeks when you have met all your basic needs and at the end of th	discrete	numeric-12.0	3067	1353	-
116	je_do_re..	Please specify other things that you do with the money	discrete	character-40	7	0	-

File AHRI.DREAMS.MultiLevel.IndivEduEcoNutritionSituation.2018.v1

#	Name	Label	Type	Format	Valid	Invalid	Question
117	ie_foodf..	In the last 12 months did you or any other individuals in your household ever cu	discrete	numeric-12.0	3067	1353	-
118	ie_foodf..	How often did this happen?	discrete	numeric-12.0	684	3736	-

File AHRI.DREAMS.MultiLevel.IndivGeneralHealth.2018.v1

#	Name	Label	Type	Format	Valid	Invalid	Question
1	project_id	REDCap Project Identifier	discrete	numeric-12.0	4420	0	-
2	event_id	REDCap Event Identifier	discrete	numeric-12.0	4420	0	-
3	cohort	Cohort Description	discrete	character-10	4420	0	-
4	round	Round Description	discrete	character-15	4420	0	-
5	IntId	Individual ID	continuous	numeric-12.0	4420	0	-
6	hq_hiv_g..	Would you be able to get a HIV test if you wanted one?	discrete	numeric-12.0	3063	1357	-
7	hq_hiv_k..	Do you think that it is important for people to know their status?	discrete	numeric-12.0	3062	1358	-
8	hq_hiv_i..	Please specify detail on the other reason you think it is important to get teste	discrete	character-80	507	0	-
9	hq_recv_..	Have you ever received a test result for HIV?	discrete	numeric-12.0	3062	1358	-
10	hq_hiv_i..	Why is it important to be HIV tested?	discrete	numeric-12.0	2336	2084	-
11	hq_hiv_i..	Why is it important to be HIV tested?	discrete	numeric-12.0	670	3750	-
12	hq_hiv_i..	Why is it important to be HIV tested?	discrete	numeric-12.0	242	4178	-
13	hq_hiv_i..	Why is it important to be HIV tested?	discrete	numeric-12.0	781	3639	-
14	hq_hiv_i..	Why is it important to be HIV tested?	discrete	numeric-12.0	467	3953	-
15	hq_hiv_t..	Where did your last HIV test take place?	discrete	numeric-12.0	2608	1812	-
16	hq_hiv_t..	Please specify detail on the other place where you were tested for HIV:	discrete	character-44	34	0	-
17	hq_hiv_t..	Was the last HIV test offered, required or did you ask for the test?	discrete	numeric-12.0	2608	1812	-
18	hq_hiv_t..	What was the main reason for your last HIV test?	discrete	numeric-12.0	2608	1812	-
19	hq_hiv_t..	Please specify detail on the other main reason for having your last HIV test:	discrete	character-111	778	-	-
20	hq_hiv_p..	Did you receive any counselling prior to your last HIV test?	discrete	numeric-12.0	2608	1812	-

File AHRI.DREAMS.MultiLevel.IndivGeneralHealth.2018.v1							
#	Name	Label	Type	Format	Valid	Invalid	Question
21	hq_pos_h..	Have you ever had a positive HIV test result?	discrete	numeric-12.0	2608	1812	-
22	hq_first..	When was your first positive test result?	discrete	numeric-12.0	317	4103	-
23	hq_lastn..	When was your last negative test result?	discrete	numeric-12.0	2608	1812	-
24	hq_refer..	Were you referred to HIV treatment services?	discrete	numeric-12.0	317	4103	-
25	hq_prev..	Have you ever taken ART for your own health?	discrete	numeric-12.0	317	4103	-
26	hq_art_t..	Have you ever taken ART to prevent Mother To Child Transmission (MTCT)?	discrete	numeric-12.0	172	4248	-
27	hq_start..	When did you first start ART?	discrete	numeric-12.0	274	4146	-
28	hq_curr..	Are you currently receiving ART?	discrete	numeric-12.0	317	4103	-
29	hq_art_t..	Have you ever had to stop ART?	discrete	numeric-12.0	274	4146	-
30	hq_art_r..	Please provide the reason for stopping ART:	discrete	character-222	24	-	-
31	hq_recvf..	Where do you currently receive your ART from?	discrete	numeric-12.0	290	4130	-
32	hq_art_e..	How often do you take your ART drugs at the exact time prescribed by your doctor	discrete	numeric-12.0	290	4130	-
33	hq_heard..	If HIV negative or status not known: Have you ever heard of ART ?	discrete	numeric-12.0	2281	2139	-
34	hq_art_i..	Do you think that ART improves health?	discrete	numeric-12.0	3062	1358	-
35	hq_art_k..	Do you know places where to get ART?	discrete	numeric-12.0	3062	1358	-
36	hq_pep_h..	Have you ever heard of drugs that can be taken to prevent HIV infection after po	discrete	numeric-12.0	3063	1357	-
37	hq_pep_k..	Do you know where such services are offered?	discrete	numeric-12.0	259	4161	-
38	hq_pep_t..	Have you ever taken PEP?	discrete	numeric-12.0	259	4161	-
39	hq_pep_l..	How long ago did you last take PEP?	discrete	character-2	6	0	-
40	hq_pep_l..	Is value in:	discrete	numeric-12.0	6	4414	-
41	hq_pep_t..	Why did you take PEP?	discrete	character-79	6	0	-
42	hq_pep_g..	Where did you receive PEP from?	discrete	numeric-12.0	6	4414	-
43	hq_prep..	Have you ever heard of PrEP? (These are tablets that people who do not have HIV	discrete	numeric-12.0	3063	1357	-
44	hq_prep..	Where did you hear about PrEP?	discrete	character-41	176	0	-

File AHRI.DREAMS.MultiLevel.IndivGeneralHealth.2018.v1							
#	Name	Label	Type	Format	Valid	Invalid	Question
45	hq_prep_..	Have you ever been offered PrEP?	discrete	numeric-12.0	176	4244	-
46	hq_prep_..	Did you use/ participate in the service in the past 12 months?	discrete	numeric-12.0	1	4419	-
47	hq_prep_..	When you used the service in the last 12 months, was it a 'DREAMS' program?	discrete	numeric-12.0	1	4419	-
48	hq_prep_..	Are you currently taking PrEP to prevent HIV?	discrete	numeric-12.0	1	4419	-
49	hq_prep_..	Why did you decide not to take PrEP?	discrete	numeric-12.0	0	4420	-
50	hq_prep_..	Please specify detail on the other reason why you did not take PrEP	discrete	character-1	0	0	-
51	hq_prep_..	Where are you receiving PrEP? Please tell us the name of the clinic/organisation	discrete	numeric-12.0	0	4420	-
52	hq_prep_..	Please specify details of the place you receive PrEP	discrete	character-1	0	0	-
53	hq_prep_..	Please specify details of the place you receive PrEP	discrete	character-1	0	0	-
54	hq_prep_..	Please specify details of the other organization	discrete	character-1	0	0	-
55	hq_prep_..	Do you take PrEP every day?	discrete	numeric-12.0	0	4420	-
56	hq_prep_..	When you take your PrEP do you usually take it at the same time?	discrete	numeric-12.0	0	4420	-
57	hq_prep_..	Are you struggling to take you PrEP drugs as advised by the doctor because (plea	discrete	numeric-12.0	0	4420	-
58	hq_prep_..	Please specify other reason for not taking your PrEP as described:	discrete	character-1	0	0	-
59	hq_prep_..	Have you been supported by [name of intervention/NGO etc] to take your PrEP dru	discrete	numeric-12.0	0	4420	-
60	hq_prep_..	In general, are you the type of person who would rather:	discrete	numeric-12.0	3063	1357	-
61	hq_impvt_..	Which features of an injectable medicine to prevent HIV are important to you	discrete	numeric-12.0	3062	1358	-
62	hq_impvt_..	Which features of an injectable medicine to prevent HIV are important to you	discrete	numeric-12.0	3062	1358	-
63	hq_impvt_..	Which features of an injectable medicine to prevent HIV are important to you	discrete	numeric-12.0	3062	1358	-
64	hq_impvt_..	Which features of an injectable medicine to	discrete	numeric-12.0	3062	1358	-

File AHRI.DREAMS.MultiLevel.IndivGeneralHealth.2018.v1							
#	Name	Label	Type	Format	Valid	Invalid	Question
		prevent HIV are important to you					
65	hq_imprt..	Which features of an injectable medicine to prevent HIV are important to you	discrete	numeric-12.0	3062	1358	-
66	hq_imprt..	Which features of an injectable medicine to prevent HIV are important to you	discrete	numeric-12.0	3062	1358	-
67	hq_imprt..	Which features of an injectable medicine to prevent HIV are important to you	discrete	numeric-12.0	3062	1358	-
68	hq_imprt..	Which features of an injectable medicine to prevent HIV are important to you	discrete	numeric-12.0	3062	1358	-
69	hq_evers..	In your whole life up to now, have you ever smoked a cigarette?	discrete	numeric-12.0	3063	1357	-
70	hq_frsts..	How old were you when you smoked your first cigarette? If you can't remember, pl	discrete	character-2	626	0	-
71	hq_dayss..	How many days have you smoked at least one cigarette in the past month? [number	discrete	character-2	626	0	-
72	hq_smokl..	Have you used smokeless tobacco products such as snuff or chewing tobacco in the	discrete	numeric-12.0	626	3794	-
73	hq_everd..	In your whole life up to now, have you ever drunk one "drink" of alcohol (e.g. a	discrete	numeric-12.0	3063	1357	-
74	hq_frstd..	How old were you when you drank your first drink? If you can't remember, please	discrete	character-2	1609	0	-
75	hq_daysd..	How many days have you drunk at least one drink in the past month? [number of da	discrete	character-2	1609	0	-
76	hq_more5..	How many days have you drunk 5 or more drinks (in succession) on one or more day	discrete	character-2	1609	0	-
77	hq_everu..	In your whole life up to now, have you ever used cannabis (dagga)?	discrete	numeric-12.0	3063	1357	-
78	hq_frste..	How old were you when you used cannabis (dagga)? If you can't remember, please g	discrete	character-2	315	0	-
79	hq_daysc..	How many days have you used cannabis in the past month? [number of days]	discrete	character-2	315	0	-

File AHRI.DREAMS.MultiLevel.IndivGeneralHealth.2018.v1							
#	Name	Label	Type	Format	Valid	Invalid	Question
80	hq_usedo_..	Have you ever used other drugs such as (Tick all that apply)	discrete	numeric-12.0	3022	1398	-
81	hq_usedo_..	Have you ever used other drugs such as (Tick all that apply)	discrete	numeric-12.0	16	4404	-
82	hq_usedo_..	Have you ever used other drugs such as (Tick all that apply)	discrete	numeric-12.0	5	4415	-
83	hq_usedo_..	Have you ever used other drugs such as (Tick all that apply)	discrete	numeric-12.0	9	4411	-
84	hq_usedo_..	Have you ever used other drugs such as (Tick all that apply)	discrete	numeric-12.0	4	4416	-
85	hq_usedo_..	Have you ever used other drugs such as (Tick all that apply)	discrete	numeric-12.0	9	4411	-
86	hq_usedo_..	Have you ever used other drugs such as (Tick all that apply)	discrete	numeric-12.0	1	4419	-
87	hq_usedo_..	Have you ever used other drugs such as (Tick all that apply)	discrete	numeric-12.0	10	4410	-
88	hq_othdr_..	Please specify more details on the kind of other drugs you have used?	discrete	character-11	11	0	-

File AHRI.DREAMS.MultiLevel.IndividualConsent_Age13-17.2018.v1							
#	Name	Label	Type	Format	Valid	Invalid	Question
1	project_id	REDCap Project Identifier	discrete	numeric-12.0	4420	0	-
2	event_id	REDCap Event Identifier	discrete	numeric-12.0	4420	0	-
3	cohort	Cohort Description	discrete	character-10	4420	0	-
4	round	Round Description	discrete	character-15	4420	0	-
5	IintId	Individual ID	continuous	numeric-12.0	4420	0	-
6	ic_indiv_..	Was the participant's age verified	discrete	numeric-12.0	934	3486	-
7	ic_indiv_..	By which method was the participant's age verified	discrete	numeric-12.0	867	3553	-
8	ic_indiv_..	By which method was the participant's age verified	discrete	character-75	61	0	-
9	ic_indiv_..	Who has given permission on behalf of the participant to participate in this stu	discrete	numeric-12.0	864	3556	-
10	ic_indiv_..	Please specify in detail the person's personal information	discrete	character-19	1	0	-
11	ic_indiv_..	Did you get enough information about this study?	discrete	numeric-12.0	940	3480	-

File AHRI.DREAMS.MultiLevel.IndividualConsent_Age13-17.2018.v1							
#	Name	Label	Type	Format	Valid	Invalid	Question
12	ic_indiv_..	Have you been given the opportunity to ask questions about research and your que	discrete	numeric-12.0	940	3480	-
13	ic_indiv_..	Do you agree to participante in this study?	discrete	numeric-12.0	939	3481	-
14	ic_indiv_..	Do you agree to have a your DBS used for HSV	discrete	numeric-12.0	905	3515	-
15	ic_indiv_..	Have youever donated blood on this year for a home	discrete	numeric-12.0	42	4378	-
16	ic_indiv_..	Do you agree to having a dry blood spot taken for anonymous HSV2 testing?	discrete	numeric-12.0	0	4420	-
17	ic_indiv_..	Do you agree to having a dry blood spot taken for anonymous HIV testing?	discrete	numeric-12.0	0	4420	-
18	ic_indiv_..	Do you agree that your sample is stored?	discrete	numeric-12.0	864	3556	-
19	ic_indiv_..	Do you agree that the blood samples of you will be tested in the future, (like o	discrete	numeric-12.0	920	3500	-
20	ic_indiv_..	Do you agree that you are willing to be contacted by phone to schedule time for	discrete	numeric-12.0	882	3538	-
21	ic_indiv_..	This person is my:	discrete	character-15	786	0	-
22	ic_indiv_..	Mark the box if you are literate and refuse to have a witness	discrete	numeric-12.0	3	4417	-

File AHRI.DREAMS.MultiLevel.IndividualConsent_Age18-22.2018.v1							
#	Name	Label	Type	Format	Valid	Invalid	Question
1	project_id	REDCap Project Identifier	discrete	numeric-12.0	4420	0	-
2	event_id	REDCap Event Identifier	discrete	numeric-12.0	4420	0	-
3	cohort	Cohort Description	discrete	character-10	4420	0	-
4	round	Round Description	discrete	character-15	4420	0	-
5	IIntId	Individual ID	continuous	numeric-12.0	4420	0	-
6	ic_indiv_..	Did you get enough information about this study?	discrete	numeric-12.0	2126	2294	-
7	ic_indiv_..	Have you been given the opportunity to ask questions about research and your que	discrete	numeric-12.0	2127	2293	-
8	ic_indiv_..	Do you agree to participante in this study?	discrete	numeric-12.0	2128	2292	-
9	ic_indiv_..	Do you agree to have a your DBS used for HSV	discrete	numeric-12.0	2128	2292	-
10	ic_indiv_..	Have youever donated blood on this year for a home	discrete	numeric-12.0	311	4109	-
11	ic_indiv_..	Do you agree to having a dry blood spot taken for anonymous HSV2 testing?	discrete	numeric-12.0	129	4291	-

File AHRI.DREAMS.MultiLevel.IndividualConsent_Age18-22.2018.v1

#	Name	Label	Type	Format	Valid	Invalid	Question
12	ic_indv_..	Do you agree to having a dry blood spot taken for anonymous HIV testing?	discrete	numeric-12.0	127	4293	-
13	ic_indv_..	Do you agree that your sample is stored?	discrete	numeric-12.0	1824	2596	-
14	ic_indv_..	Do you agree that the blood samples of you will be tested in the future, (like o	discrete	numeric-12.0	2127	2293	-
15	ic_indv_..	Do you agree that you are willing to be contacted by phone to schedule time for	discrete	numeric-12.0	2129	2291	-
16	ic_indv_..	This person is my:	discrete	character-16	1877	0	-
17	ic_indv_..	Calculated	discrete	numeric-12.0	4420	0	-

File AHRI.DREAMS.MultiLevel.MeasureMediateVars.2018.v1

#	Name	Label	Type	Format	Valid	Invalid	Question
1	project_id	REDCap Project Identifier	discrete	numeric-12.0	4420	0	-
2	event_id	REDCap Event Identifier	discrete	numeric-12.0	4420	0	-
3	cohort	Cohort Description	discrete	character-10	4420	0	-
4	round	Round Description	discrete	character-15	4420	0	-
5	IIntId	Individual ID	continuous	numeric-12.0	4420	0	-
6	mv_borrm_..	Is there is a female in your community from whom you can borrow money in an emer	discrete	numeric-12.0	577	3843	-
7	mv_privm_..	Do you have a safe and private place to meet with girls and young women who are	discrete	numeric-12.0	577	3843	-
8	mv_privm_..	If yes, do you meet regularly in such place on a regular basis?	discrete	numeric-12.0	76	4344	-
9	mv_trust_..	Do you have at least one trusted female friend?	discrete	numeric-12.0	577	3843	-
10	mv_knowg_..	Do you know a woman in your community, other than a mother or guardian, whom you	discrete	numeric-12.0	577	3843	-
11	mv_borrm_..	For Males: Is there is a male in your community from whom you can borrow money i	discrete	numeric-12.0	2488	1932	-
12	mv_privm_..	Do you have a safe and private place to meet with boys and young men who are lik	discrete	numeric-12.0	2488	1932	-
13	mv_privm_..	If yes, do you meet regularly in such place on a regular basis?	discrete	numeric-12.0	683	3737	-
14	mv_knowg_..	Do who know a man in your community, other than a	discrete	numeric-12.0	2488	1932	-

File AHRI.DREAMS.MultiLevel.MeasureMediateVars.2018.v1							
#	Name	Label	Type	Format	Valid	Invalid	Question
		father or guardian, whom you c					
15	mv_trust..	Do you have at least one trusted male friend?	discrete	numeric-12.0	2488	1932	-
16	mv_numbe..	How many people of your age or a similar age do you consider close friends? (By	discrete	character-2	3064	0	-
17	mv_close..	How many females of your age or a similar age do you consider close friends? (By	discrete	character-2	2624	0	-
18	mv_close..	How many of these friends are male?	discrete	character-2	2624	0	-
19	mv_no_fr..	If close fiends = 0, is there anyone in your community that you can turn to for	discrete	numeric-12.0	442	3978	-
20	mv_no_fr..	if yes, who is the person you would turn to first for such advice and help?	discrete	numeric-12.0	308	4112	-
21	mv_other..	Apart from your close friends is there anyone in your community that you can tur	discrete	numeric-12.0	2623	1797	-
22	mv_first..	if yes, who is the person you would turn to first for such advice and help?	discrete	numeric-12.0	1985	2435	-
23	mv_first..	Please specify details on other person	discrete	character-26	170	0	-
24	mv_conf..	There is someone in your community you could confide in about violence in the ho	discrete	numeric-12.0	3065	1355	-
25	mv_have..	Do you have a 'functional' [tried and tested to work] plan for what to do in a c	discrete	numeric-12.0	3065	1355	-
26	mv_have..	Do you have a safe place to stay if you have a problem or emergency?	discrete	numeric-12.0	3065	1355	-
27	mv_know..	I know where the risky areas in my community are	discrete	numeric-12.0	3065	1355	-
28	mv_can_a..	I can avoid risky areas in my community	discrete	numeric-12.0	3065	1355	-
29	mv_mob_m..	In the past year, have you moved away from home, either temporarily with the int	discrete	numeric-12.0	3065	1355	-
30	mv_mob_l..	What was the name of the last place that you visited?	discrete	character-20	1526	0	-
31	mv_mob_l..	For the last trip, was it:	discrete	numeric-12.0	1526	2894	-
32	mv_mob_l..	Please specify the other details of where it was	discrete	character-34	43	0	-
33	mv_mob_t..	How long did you spend in[name]?	discrete	numeric-12.0	1526	2894	-

File AHRI.DREAMS.MultiLevel.MeasureMediateVars.2018.v1							
#	Name	Label	Type	Format	Valid	Invalid	Question
34	mv_mob_l..	Was this your longest trip in the last year?	discrete	numeric-12.0	1525	2895	-
35	mv_mob_r..	What were the reasons for traveling to [name]?	discrete	numeric-12.0	150	4270	-
36	mv_mob_r..	What were the reasons for traveling to [name]?	discrete	numeric-12.0	96	4324	-
37	mv_mob_r..	What were the reasons for traveling to [name]?	discrete	numeric-12.0	48	4372	-
38	mv_mob_r..	What were the reasons for traveling to [name]?	discrete	numeric-12.0	926	3494	-
39	mv_mob_r..	What were the reasons for traveling to [name]?	discrete	numeric-12.0	5	4415	-
40	mv_mob_r..	What were the reasons for traveling to [name]?	discrete	numeric-12.0	54	4366	-
41	mv_mob_r..	What were the reasons for traveling to [name]?	discrete	numeric-12.0	12	4408	-
42	mv_mob_r..	What were the reasons for traveling to [name]?	discrete	numeric-12.0	2	4418	-
43	mv_mob_r..	What were the reasons for traveling to [name]?	discrete	numeric-12.0	109	4311	-
44	mv_mob_r..	Please specify the other reason for traveling to [name]	discrete	character-39	124	0	-
45	mv_mob_l..	If yes, with whom were you living with during this time?	discrete	numeric-12.0	1526	2894	-
46	mv_mob_l..	Please specify the other person whom you stayed with	discrete	character-24	52	0	-
47	mv_mob_u..	Did you use medical services in [name]?	discrete	numeric-12.0	1526	2894	-
48	mv_mob_l..	For the longest trips: Where did you go?	discrete	character-17	182	0	-
49	mv_mob_l..	What is the longest duration that you have been away?	discrete	character-8	182	0	-
50	mv_mob_l..	For the longest trips: Was it?	discrete	numeric-12.0	182	4238	-
51	mv_mob_l..	Please specify the other details of where it was	discrete	character-16	19	0	-
52	mv_mob_r..	What were the reasons for traveling to [name]?	discrete	numeric-12.0	27	4393	-
53	mv_mob_r..	What were the reasons for traveling to [name]?	discrete	numeric-12.0	9	4411	-
54	mv_mob_r..	What were the reasons for traveling to [name]?	discrete	numeric-12.0	6	4414	-
55	mv_mob_r..	What were the reasons for traveling to [name]?	discrete	numeric-12.0	84	4336	-
56	mv_mob_r..	What were the reasons for traveling to [name]?	discrete	numeric-12.0	2	4418	-
57	mv_mob_r..	What were the reasons for traveling to [name]?	discrete	numeric-12.0	6	4414	-

File AHRI.DREAMS.MultiLevel.MeasureMediateVars.2018.v1							
#	Name	Label	Type	Format	Valid	Invalid	Question
58	mv_mob_r..	What were the reasons for traveling to [name]?	discrete	numeric-12.0	29	4391	-
59	mv_mob_r..	Please specify the other reason for traveling to [name]	discrete	character-32	34	0	-
60	mv_mob_l..	With whom were you living with during this time?	discrete	numeric-12.0	182	4238	-
61	mv_mob_l..	Please specify the other person whom you stayed with	discrete	character-28	20	0	-
62	mv_mob_u..	Did you use medical services in [name]?	discrete	numeric-12.0	182	4238	-
63	mv_mob_n..	How many times have you travelled in the last year?	discrete	character-2	1526	0	-
64	mv_goals01	Finishing secondary school	discrete	numeric-12.0	3064	1356	-
65	mv_goals02	Going to college/university	discrete	numeric-12.0	3064	1356	-
66	mv_goals03	Owning your own home	discrete	numeric-12.0	3063	1357	-
67	mv_goals04	Helping to take care of your parents or family when you are older	discrete	numeric-12.0	3063	1357	-
68	mv_goals05	Being admired and respected by your friends	discrete	numeric-12.0	3064	1356	-
69	mv_goals06	Having a good job/stable income	discrete	numeric-12.0	3063	1357	-
70	mv_goals07	Having children	discrete	numeric-12.0	3064	1356	-
71	mv_goals08	Getting married or finding a partner	discrete	numeric-12.0	3064	1356	-
72	mv_chanc..	You will finish primary school?	discrete	numeric-12.0	3065	1355	-
73	mv_chanc..	You will join secondary school?	discrete	numeric-12.0	3065	1355	-
74	mv_chanc..	You will finish secondary school?	discrete	numeric-12.0	3065	1355	-
75	mv_chanc..	You will go to university?	discrete	numeric-12.0	3065	1355	-
76	mv_chanc..	You will have a job that pays well?	discrete	numeric-12.0	3065	1355	-
77	mv_chanc..	You will be able to own your own home?	discrete	numeric-12.0	3065	1355	-
78	mv_chanc..	You will have a job that you enjoy doing?	discrete	numeric-12.0	3065	1355	-
79	mv_chanc..	You will have a happy family life?	discrete	numeric-12.0	3065	1355	-
80	mv_chanc..	You will stay in good health most of the time?	discrete	numeric-12.0	3064	1356	-
81	mv_chanc..	You will not get HIV/AIDS?	discrete	numeric-12.0	3065	1355	-
82	mv_chanc..	You will live in a safe neighbourhood	discrete	numeric-12.0	3065	1355	-
83	mv_chanc..	You will be respected in your community	discrete	numeric-12.0	3064	1356	-

File AHRI.DREAMS.MultiLevel.MeasureMediateVars.2018.v1							
#	Name	Label	Type	Format	Valid	Invalid	Question
84	mv_ment_..	Did you have times in which you were thinking deeply or thinking about many thin	discrete	numeric-12.0	3065	1355	-
85	mv_ment_..	Did you find yourself sometimes failing to concentrate?	discrete	numeric-12.0	3065	1355	-
86	mv_ment_..	Did you lose your temper or get annoyed over trivial matters?	discrete	numeric-12.0	3065	1355	-
87	mv_ment_..	Did you have nightmares or bad dreams?	discrete	numeric-12.0	3065	1355	-
88	mv_ment_..	Did you sometimes see or hear things which others could not see or hear?	discrete	numeric-12.0	3065	1355	-
89	mv_ment_..	Was your stomach aching?	discrete	numeric-12.0	3065	1355	-
90	mv_ment_..	Were you frightened by trivial things?	discrete	numeric-12.0	3065	1355	-
91	mv_ment_..	Did you sometimes fail to sleep or lose sleep?	discrete	numeric-12.0	3065	1355	-
92	mv_ment_..	Were there moments when you felt life was so tough that you cried or wanted to c	discrete	numeric-12.0	3065	1355	-
93	mv_ment_..	Did you feel run down (tired)?	discrete	numeric-12.0	3065	1355	-
94	mv_ment_..	Did you at times feel like committing suicide?	discrete	numeric-12.0	3065	1355	-
95	mv_ment_..	Were you generally unhappy with things you were doing each day?	discrete	numeric-12.0	3065	1355	-
96	mv_ment_..	Was your work/school lagging behind?	discrete	numeric-12.0	3065	1355	-
97	mv_ment_..	Did you feel you had problems in deciding what to do?	discrete	numeric-12.0	3065	1355	-
98	mv_gseasc_..	I can always solve difficult problems if I try hard enough	discrete	numeric-12.0	3065	1355	-
99	mv_gseasc_..	If someone is against me (opposes me), I can find the means and ways to get what	discrete	numeric-12.0	3065	1355	-
100	mv_gseasc_..	It is easy for me to stick to my aims and accomplish my goals	discrete	numeric-12.0	3065	1355	-
101	mv_gseasc_..	I am confident that I could handle unexpected events well	discrete	numeric-12.0	3065	1355	-
102	mv_gseasc_..	Thanks to my resourcefulness, I know how to manage unexpected (unforeseen) situa	discrete	numeric-12.0	3065	1355	-
103	mv_gseasc_..	I can solve most problems if I make the necessary effort	discrete	numeric-12.0	3065	1355	-

File AHRI.DREAMS.MultiLevel.MeasureMediateVars.2018.v1							
#	Name	Label	Type	Format	Valid	Invalid	Question
104	mv_gseasc..	I can remain calm when facing difficulties because I can rely on my own coping a	discrete	numeric-12.0	3065	1355	-
105	mv_gseasc..	When I am faced with a problem, I can usually find several solutions	discrete	numeric-12.0	3065	1355	-
106	mv_gseasc..	If I am in trouble, I can usually think of a solution	discrete	numeric-12.0	3065	1355	-
107	mv_gseasc..	I can usually handle whatever comes my way	discrete	numeric-12.0	3065	1355	-
108	mv_conmu..	I am able to use a condom every time I have sexual intercourse	discrete	numeric-12.0	3065	1355	-
109	mv_conmu..	I am able to ask my partner to use a condom every time we have sexual intercours	discrete	numeric-12.0	3065	1355	-
110	mv_conmu..	I am able to use a condom during sex after I have been drinking or taking drugs	discrete	numeric-12.0	3065	1355	-
111	mv_conmu..	I am able to refuse sex if [my partner / the man] will not use a condom	discrete	numeric-12.0	3065	1355	-
112	mv_sexne..	I am able to avoid sex any time I don't want to	discrete	numeric-12.0	3065	1355	-
113	mv_healt..	I feel confident that I could visit a health facility or testing center to get a	discrete	numeric-12.0	3065	1355	-
114	mv_healt..	I am confident that I could access ARVs if needed them	discrete	numeric-12.0	3065	1355	-
115	mv_healt..	I am confident that I would be able to go to a health clinic for any reason, if	discrete	numeric-12.0	3065	1355	-

File AHRI.DREAMS.MultiLevel.OtherRiskBehaviour.2018.v1							
#	Name	Label	Type	Format	Valid	Invalid	Question
1	project_id	REDCap Project Identifier	discrete	numeric-12.0	4420	0	-
2	event_id	REDCap Event Identifier	discrete	numeric-12.0	4420	0	-
3	cohort	Cohort Description	discrete	character-10	4420	0	-
4	round	Round Description	discrete	character-15	4420	0	-
5	IintId	Individual ID	continuous	numeric-12.0	4420	0	-
6	or_troub..	Have you ever been in trouble with the police?	discrete	numeric-12.0	2134	2286	-
7	or_type...	If yes, what kind of trouble?	discrete	numeric-12.0	146	4274	-
8	or_type...	Please specify what other type of trouble	discrete	character-48	51	0	-
9	or_part..	Some Other young men belong to gangs for security reasons, for identity reasons	discrete	numeric-12.0	1759	2661	-

File AHRI.DREAMS.MultiLevel.OtherRiskBehaviour.2018.v1							
#	Name	Label	Type	Format	Valid	Invalid	Question
10	or_assis_..	Did the participant respond to the question on the tablet or was the participant	discrete	numeric-12.0	2134	2286	-

File AHRI.DREAMS.MultiLevel.ParentGuardianConsent.2018.v1							
#	Name	Label	Type	Format	Valid	Invalid	Question
1	project_id	REDCap Project Identifier	discrete	numeric-12.0	4420	0	-
2	event_id	REDCap Event Identifier	discrete	numeric-12.0	4420	0	-
3	cohort	Cohort Description	discrete	character-10	4420	0	-
4	round	Round Description	discrete	character-15	4420	0	-
5	IntId	Individual ID	continuous	numeric-12.0	4420	0	-
6	ic_indiv_..	Was the participant's age verified	discrete	numeric-12.0	938	3482	-
7	ic_indiv_..	By which method was the participant's age verified	discrete	numeric-12.0	866	3554	-
8	ic_indiv_..	By which method was the participant's age verified	discrete	character-80	42	0	-
9	ic_indiv_..	Who has given permission on behalf of the participant to participate in this stu	discrete	numeric-12.0	868	3552	-
10	ic_indiv_..	Please specify in detail the person's personal information	discrete	character-19	1	0	-
11	ic_indiv_..	Please specify the Date of Birth of your child / child you care for	discrete	character-11	937	-	-
12	ic_indiv_..	Please specify the Partial Date of Birth of your child / child you care for	discrete	character-10	23	0	-
13	ic_indiv_..	Did you get enough information about this study?	discrete	numeric-12.0	945	3475	-
14	ic_indiv_..	Have you been given the opportunity to ask questions about research and your que	discrete	numeric-12.0	946	3474	-
15	ic_indiv_..	Do you agree that your child to participate in this study?	discrete	numeric-12.0	946	3474	-
16	ic_indiv_..	Do you agree to have a your DBS used for HSV	discrete	numeric-12.0	946	3474	-
17	ic_indiv_..	Has your baby ever donated blood on this year for a home	discrete	numeric-12.0	36	4384	-
18	ic_indiv_..	Do you agree to having a dry blood spot taken for anonymous HSV2 testing?	discrete	numeric-12.0	8	4412	-
19	ic_indiv_..	Do you agree to having a dry blood spot taken for anonymous HIV testing?	discrete	numeric-12.0	8	4412	-
20	ic_indiv_..	Do you agree that your child's / child's sampling sample is stored?	discrete	numeric-12.0	906	3514	-

File AHRI.DREAMS.MultiLevel.ParentGuardianConsent.2018.v1							
#	Name	Label	Type	Format	Valid	Invalid	Question
21	ic_indiv_..	Do you agree that the blood samples of your child / baby will be tested in the	discrete	numeric-12.0	946	3474	-
22	ic_indiv_..	Do you agree that you are willing to be contacted by phone to schedule time for	discrete	numeric-12.0	944	3476	-
23	ic_indiv_..	This person is my:	discrete	character-19	806	0	-

File AHRI.DREAMS.MultiLevel.PersonalInformation.2018.v1							
#	Name	Label	Type	Format	Valid	Invalid	Question
1	project_id	REDCap Project Identifier	discrete	numeric-12.0	4420	0	-
2	event_id	REDCap Event Identifier	discrete	numeric-12.0	4420	0	-
3	cohort	Cohort Description	discrete	character-10	4420	0	-
4	round	Round Description	discrete	character-15	4420	0	-
5	IIntId	Individual ID	continuous	numeric-12.0	4420	0	-
6	BSIntId	BSID	continuous	numeric-12.0	4373	47	-
7	urban_or_..	Is BSID location categorised as urban or rural?	discrete	character-10	4373	0	-
8	HHIntId	HHID	continuous	numeric-12.0	4373	47	-
9	isigodi	Isigodi Name	discrete	character-22	4373	0	-
10	municname	Municipality Name	discrete	character-11	4369	0	-
11	wardno	Ward Number	discrete	numeric-12.0	4369	51	-
12	pd_dob	Date Of Birth	discrete	character-11	4420	-	-
13	pd_age	Age	continuous	numeric-12.0	3116	1304	-
14	pd_sex	Sex	discrete	numeric-12.0	4420	0	-

File AHRI.DREAMS.MultiLevel.SexualRelatInterviewer.2018.v1							
#	Name	Label	Type	Format	Valid	Invalid	Question
1	project_id	REDCap Project Identifier	discrete	numeric-12.0	4420	0	-
2	event_id	REDCap Event Identifier	discrete	numeric-12.0	4420	0	-
3	cohort	Cohort Description	discrete	character-10	4420	0	-
4	round	Round Description	discrete	character-15	4420	0	-
5	IIntId	Individual ID	continuous	numeric-12.0	4420	0	-
6	sr_curre_..	Are you married?	discrete	numeric-12.0	3064	1356	-
7	sr_prev_..	Are you married? - from Baseline	discrete	numeric-12.0	0	4420	-
8	sr_curre_..	Are you living with your partner as if you are married (Cohabiting)?	discrete	numeric-12.0	3032	1388	-
9	sr_everm_..	Have you ever been married?	discrete	numeric-12.0	3028	1392	-
10	sr_marri_..	Please specify what type of marriage it is/was?	discrete	numeric-12.0	33	4387	-

File AHRI.DREAMS.MultiLevel.SexualRelatInterviewer.2018.v1							
#	Name	Label	Type	Format	Valid	Invalid	Question
11	sr_marri..	Please specify details on the other type of marriage	discrete	character-23	1	0	-
12	sr_new_m..	When you got married, did you move home	discrete	numeric-12.0	33	4387	-
13	sr_live..	Are you living with your husband?	discrete	numeric-12.0	33	4387	-
14	sr_share..	Are you willing to share how old were you when you first got married (if you do	discrete	numeric-12.0	33	4387	-
15	sr_age_f..	How old were you when you first got married (if you do not know, please make you	discrete	character-2	32	0	-
16	sr_share..	Are you willing to share how old your husband is (if you do not know, please mak	discrete	numeric-12.0	32	4388	-
17	sr_age_p..	How old is your husband/ wife (if you do not know, please make your best guess)?	discrete	character-2	29	0	-
18	sr_fathe..	Have you ever fathered any children?	discrete	numeric-12.0	2488	1932	-
19	sr_share..	Are you willing to share how old were you the first time you made someone pregna	discrete	numeric-12.0	602	3818	-
20	sr_agefa..	How old were you when you first made someone pregnant?	discrete	character-2	564	0	-
21	sr_share..	Are you willing to share the number of children you have you fathered?	discrete	numeric-12.0	602	3818	-
22	sr_numch..	How many children have you fathered (please include those who have died)?	discrete	character-2	593	0	-
23	sr_child..	How many of these children are still alive?	discrete	character-2	593	0	-
24	sr_curcu..	Have you ever been circumcised where your frenulum was cut?	discrete	numeric-12.0	2488	1932	-
25	sr_circu..	Have you ever been circumcised where your whole foreskin was removed?	discrete	numeric-12.0	2487	1933	-
26	sr_circu..	When were you circumcised (if you do not know, please make your best guess)?	discrete	numeric-12.0	1485	2935	-
27	sr_circu..	Where were you circumcised?	discrete	numeric-12.0	1485	2935	-
28	sr_circu..	Please specify more details on where you were circumcised:	discrete	character-40	146	0	-
29	sr_currp..	Are you currently pregnant?	discrete	numeric-12.0	576	3844	-
30	sr_everp..	Have you ever been pregnant?	discrete	numeric-12.0	576	3844	-

File AHRI.DREAMS.MultiLevel.SexualRelatInterviewer.2018.v1							
#	Name	Label	Type	Format	Valid	Invalid	Question
31	sr_pregn..	Have you been pregnant in the last 12 months?	discrete	numeric-12.0	515	3905	-
32	sr_share..	Are you willing to share how old were you the first time you got pregnant?	discrete	numeric-12.0	515	3905	-
33	sr_agepr..	How old were you the first time you got pregnant? [age in years]	discrete	character-2	498	0	-
34	sr_times..	How many times have you been pregnant? (including pregnancies that did not go to	discrete	character-2	510	0	-
35	sr_times..	How many times have you given birth? (include both live births and stillbirths.	discrete	character-2	510	0	-
36	sr_child..	How many of these children are still alive?	discrete	character-2	510	0	-
37	sr_anoth..	FOR NON PREGNANT / UNSURE / NEVER PREGNANT BEFORE, ASK Would you like to have (a	discrete	numeric-12.0	3020	1400	-
38	sr_waitb..	If Yes, How long would you like to wait from now before the birth of (a/another)	discrete	numeric-12.0	1839	2581	-
39	sr_aftbr..	FOR CURRENTLY PREGNANT ASK After the birth of this child you are expecting would	discrete	numeric-12.0	45	4375	-
40	sr_waitb..	If yes, After the birth of the child you are expecting now, how long would you l	discrete	numeric-12.0	11	4409	-
41	sr_nomor..	What are the reasons why you would not like to have (a/another) child?	discrete	numeric-12.0	187	4233	-
42	sr_nomor..	What are the reasons why you would not like to have (a/another) child?	discrete	numeric-12.0	91	4329	-
43	sr_nomor..	What are the reasons why you would not like to have (a/another) child?	discrete	numeric-12.0	13	4407	-
44	sr_nomor..	What are the reasons why you would not like to have (a/another) child?	discrete	numeric-12.0	48	4372	-
45	sr_nomor..	What are the reasons why you would not like to have (a/another) child?	discrete	numeric-12.0	774	3646	-
46	sr_nomor..	What are the reasons why you would not like to have (a/another) child?	discrete	numeric-12.0	7	4413	-
47	sr_nomor..	What are the reasons why you would not like to have (a/another) child?	discrete	numeric-12.0	31	4389	-
48	sr_nomor..	What are the reasons why you would not like to have (a/another) child?	discrete	numeric-12.0	23	4397	-

File AHRI.DREAMS.MultiLevel.SexualRelatInterviewer.2018.v1							
#	Name	Label	Type	Format	Valid	Invalid	Question
49	sr_nomor..	Please specify other reasons why you would not like to have (a/another) child?	discrete	character-58	36	0	-
50	sr_partn..	Does your partner want to have a/another child with you?	discrete	numeric-12.0	1143	3277	-
51	sr_partn..	Does your (husband/partner) want the same number of children that you want, or d	discrete	numeric-12.0	60	4360	-
52	sr_areus..	Are you currently using any contraceptive methods to prevent pregnancy?	discrete	numeric-12.0	532	3888	-
53	sr_notus..	If no, What is the main reason why you are not using a method of contraception	discrete	numeric-12.0	129	4291	-
54	sr_notus..	Other reason not using any method of contraception, please specify:	discrete	character-81	23	0	-
55	sr_currm..	Which methods are you currently using?	discrete	numeric-12.0	138	4282	-
56	sr_currm..	Which methods are you currently using?	discrete	numeric-12.0	1	4419	-
57	sr_currm..	Which methods are you currently using?	discrete	numeric-12.0	4	4416	-
58	sr_currm..	Which methods are you currently using?	discrete	numeric-12.0	1	4419	-
59	sr_currm..	Which methods are you currently using?	discrete	numeric-12.0	1	4419	-
60	sr_currm..	Which methods are you currently using?	discrete	numeric-12.0	4	4416	-
61	sr_currm..	Which methods are you currently using?	discrete	numeric-12.0	221	4199	-
62	sr_currm..	Which methods are you currently using?	discrete	numeric-12.0	37	4383	-
63	sr_currm..	Which methods are you currently using?	discrete	numeric-12.0	13	4407	-
64	sr_currm..	Which methods are you currently using?	discrete	numeric-12.0	1	4419	-
65	sr_currm..	Which methods are you currently using?	discrete	numeric-12.0	2	4418	-
66	sr_currm..	Other method, please specify:	discrete	character-10	2	0	-
67	sr_whatm..	In the past 12 months, have you used any method to avoid getting pregnant?	discrete	numeric-12.0	576	3844	-
68	sr_meth..	Which methods were you using?	discrete	numeric-12.0	122	4298	-
69	sr_meth..	Which methods were you using?	discrete	numeric-12.0	5	4415	-
70	sr_meth..	Which methods were you using?	discrete	numeric-12.0	1	4419	-

File AHRI.DREAMS.MultiLevel.SexualRelatInterviewer.2018.v1							
#	Name	Label	Type	Format	Valid	Invalid	Question
71	sr_meth ..	Which methods were you using?	discrete	numeric-12.0	6	4414	-
72	sr_meth ..	Which methods were you using?	discrete	numeric-12.0	233	4187	-
73	sr_meth ..	Which methods were you using?	discrete	numeric-12.0	36	4384	-
74	sr_meth ..	Which methods were you using?	discrete	numeric-12.0	13	4407	-
75	sr_meth ..	Other method, please specify:	discrete	character-1	0	0	-
76	sr_hivkn ..	Can the risk of HIV transmission be reduced by having sex with only one uninfected?	discrete	numeric-12.0	3064	1356	-
77	sr_hivkn ..	Can a person reduce the risk of getting HIV by using a condom every time they have sex?	discrete	numeric-12.0	3064	1356	-
78	sr_hivkn ..	Can a healthy-looking person have HIV?	discrete	numeric-12.0	3064	1356	-
79	sr_hivkn ..	Can a person get HIV from mosquito bites?	discrete	numeric-12.0	3064	1356	-
80	sr_hivkn ..	Can a person get HIV by sharing food with someone who is infected?	discrete	numeric-12.0	3064	1356	-

File AHRI.DREAMS.MultiLevel.SexualRelatSelFilled.2018.v1							
#	Name	Label	Type	Format	Valid	Invalid	Question
1	project_id	REDCap Project Identifier	discrete	numeric-12.0	4420	0	-
2	event_id	REDCap Event Identifier	discrete	numeric-12.0	4420	0	-
3	cohort	Cohort Description	discrete	character-10	4420	0	-
4	round	Round Description	discrete	character-15	4420	0	-
5	IintId	Individual ID	continuous	numeric-12.0	4420	0	-
6	srs_ever ..	Have you ever had sex?	discrete	numeric-12.0	3064	1356	-
7	srs_shar ..	Are you willing to share how old were you the first time you had sex, even if it was not your choice?	discrete	numeric-12.0	1889	2531	-
8	srs_agef ..	If you ever had sex (even if it was not your choice) how old were you the first time?	discrete	character-4	1045	0	-
9	srs_firs ..	What was/were the reason(s) you had sex the first time? [Circle all the relevant reasons]	discrete	numeric-12.0	1205	3215	-
10	srs_firs ..	What was/were the reason(s) you had sex the first time? [Circle all the relevant reasons]	discrete	numeric-12.0	54	4366	-
11	srs_firs ..	What was/were the reason(s) you had sex the first time? [Circle all the relevant reasons]	discrete	numeric-12.0	7	4413	-

File AHRI.DREAMS.MultiLevel.SexualRelatSelFilled.2018.v1							
#	Name	Label	Type	Format	Valid	Invalid	Question
12	srs_firs_..	What was/were the reason(s) you had sex the first time? [Circle all the relevan	discrete	numeric-12.0	6	4414	-
13	srs_firs_..	What was/were the reason(s) you had sex the first time? [Circle all the relevan	discrete	numeric-12.0	9	4411	-
14	srs_firs_..	What was/were the reason(s) you had sex the first time? [Circle all the relevan	discrete	numeric-12.0	247	4173	-
15	srs_firs_..	What was/were the reason(s) you had sex the first time? [Circle all the relevan	discrete	numeric-12.0	28	4392	-
16	srs_firs_..	What was/were the reason(s) you had sex the first time? [Circle all the relevan	discrete	numeric-12.0	263	4157	-
17	srs_firs_..	What was/were the reason(s) you had sex the first time? [Circle all the relevan	discrete	numeric-12.0	34	4386	-
18	srs_firs_..	What was/were the reason(s) you had sex the first time? [Circle all the relevan	discrete	numeric-12.0	24	4396	-
19	srs_firs_..	What was/were the reason(s) you had sex the first time? [Circle all the relevan	discrete	numeric-12.0	6	4414	-
20	srs_firs_..	What was/were the reason(s) you had sex the first time? [Circle all the relevan	discrete	numeric-12.0	3	4417	-
21	srs_firs_..	What was/were the reason(s) you had sex the first time? [Circle all the relevan	discrete	numeric-12.0	8	4412	-
22	srs_firs_..	What was/were the reason(s) you had sex the first time? [Circle all the relevan	discrete	numeric-12.0	4	4416	-
23	srs_firs_..	What was/were the reason(s) you had sex the first time? [Circle all the relevan	discrete	numeric-12.0	19	4401	-
24	srs_firs_..	What was/were the reason(s) you had sex the first time? [Circle all the relevan	discrete	character-49	10	0	-
25	srs_firs_..	When you had sex for the first time, even if it was not your choice, with whom d	discrete	numeric-12.0	1847	2573	-
26	srs_firs_..	The first time you had sex, were you given gifts or money by your sexual partner	discrete	numeric-12.0	522	3898	-
27	srs_firs_..	The first time you had sex, did you give gifts or money to your sexual partner?	discrete	numeric-12.0	1399	3021	-
28	srs_firs_..	When you first had sex, what did you or your partner do to protect you against p	discrete	numeric-12.0	1877	2543	-
29	srs_firs_..	When you first had sex, did you or your partner do anything to protect you again	discrete	numeric-12.0	1890	2530	-

File AHRI.DREAMS.MultiLevel.SexualRelatSelFilled.2018.v1							
#	Name	Label	Type	Format	Valid	Invalid	Question
30	srs_firs_..	Please specify other method of protection against HIV	discrete	character-21	5	0	-
31	srs_firs_..	Did you know the HIV status of your first partner at the time when you first had	discrete	numeric-12.0	1890	2530	-
32	srs_firs_..	What was the HIV status of your first partner at the time when you first had sex	discrete	numeric-12.0	574	3846	-
33	srs_firs_..	Did you know if your first partner was taking ART at the time when you first had	discrete	numeric-12.0	11	4409	-
34	srs_shar_..	Are you willing to share how old was the person you first had sex with, even if	discrete	numeric-12.0	1889	2531	-
35	srs_part_..	How old was the person you first had sex with, even if it was forced or not your	discrete	character-3	580	0	-
36	srs_firs_..	Was this person:	discrete	numeric-12.0	360	4060	-
37	srs_firs_..	How many years younger/older?	discrete	numeric-12.0	167	4253	-
38	srs_shar_..	Are you willing to share how old you were when you first had sex with your secon	discrete	numeric-12.0	1890	2530	-
39	srs_ages_..	How old were you the first time you had sex with your second sexual partner? If	discrete	character-2	639	0	-
40	srs_shar_..	Are you willing to share the number of different people have you had sex with in	discrete	numeric-12.0	1890	2530	-
41	srs_life_..	How many different people have you had sex with in your lifetime (including your	discrete	character-3	701	0	-
42	srs_shar_..	Are you willing to share the number of different people have you had sex with in	discrete	numeric-12.0	1889	2531	-
43	srs_12mt_..	How many people have you had sex with in the past 12 months (including your husb	discrete	character-2	662	0	-
44	sr_12mth_..	Of the number of partners you had in the last 12 months, how many of these partn	discrete	character-11	589	0	-
45	srs_shar_..	Sometimes people have more than one sexual relationship at the same time.	discrete	numeric-12.0	1887	2533	-
46	srs_nums_..	How many sexual relationships are you in at the moment (if you do not know, plea	discrete	character-3	675	0	-
47	srs_tran_..	In the past 12 months, have you ever had sex with anyone (for a short period of	discrete	numeric-12.0	522	3898	-

File AHRI.DREAMS.MultiLevel.SexualRelatSelFilled.2018.v1							
#	Name	Label	Type	Format	Valid	Invalid	Question
48	srs_shar..	Are you willing to share with how many different people have you become sexually	discrete	numeric-12.0	1890	2530	-
49	srs_tran..	In the past 12 months how many different people have you become sexually involve	discrete	character-2	281	0	-
50	srs_sexw..	Some people have sex with other people for a living; would you consider yourself	discrete	numeric-12.0	522	3898	-
51	srs_tran..	In the past 12 months have you provided a woman who is not a sex worker with hel	discrete	numeric-12.0	1354	3066	-
52	srs_usec..	Have you used a condom during sex in the past 3 months?	discrete	numeric-12.0	1889	2531	-
53	srs_usec..	Did you use a condom the LAST time you had sex (whether it was forced or agreed)	discrete	numeric-12.0	1889	2531	-
54	srs_cond..	Have you had any sex without a condom in the last month? (condom less sex)	discrete	numeric-12.0	1889	2531	-
55	srs_cond..	Have you had any sex without a condom in the last 12 months? (condom less sex)	discrete	numeric-12.0	1012	3408	-
56	srs_recn..	Have you had sex with this person in the past 12 months? Most recent partner	discrete	numeric-12.0	651	3769	-
57	srs_recn..	When you last had sex with this person, what was your relationship to that perso	discrete	numeric-12.0	536	3884	-
58	srs_recn..	What is your current relationship status with [name]? Most recent partner	discrete	numeric-12.0	536	3884	-
59	srs_recn..	What are the main kinds of work/activities [name] does/ has done over the last 12	discrete	numeric-12.0	536	3884	-
60	srs_recn..	What was the highest level of education of [name]? Most recent partner	discrete	numeric-12.0	534	3886	-
61	srs_recn..	Are you willing to share long ago did you first have sex with this person? Most	discrete	numeric-12.0	536	3884	-
62	srs_recn..	How long ago did you first have sex with this person (if you do not know, please	discrete	character-5	328	0	-
63	srs_recn..	Is value in. Most recent partner	discrete	numeric-12.0	328	4092	-
64	srs_recn..	Are you willing to share when was the last time you had sex with this person? Mo	discrete	numeric-12.0	536	3884	-

File AHRI.DREAMS.MultiLevel.SexualRelatSelFilled.2018.v1							
#	Name	Label	Type	Format	Valid	Invalid	Question
65	srs_recn ..	When was the last time you had sex with this person (if you do not know, please	discrete	character-2	383	0	-
66	srs_recn ..	Is value in. Most recent partner	discrete	numeric-12.0	384	4036	-
67	srs_recn ..	Are you willing to share the age of this person? Most recent partner	discrete	numeric-12.0	536	3884	-
68	srs_recn ..	How old is this person (if you do not know, please make your best guess)? [in ye	discrete	character-3	426	0	-
69	srs_recn ..	Is this person a member of this household? Most recent partner	discrete	numeric-12.0	536	3884	-
70	srs_recn ..	Where does this person normally reside? Most recent partner	discrete	numeric-12.0	536	3884	-
71	srs_recn ..	In which Isigodi does this person normally reside? Most recent partner	discrete	numeric-12.0	161	4259	-
72	srs_recn ..	Did you use a condom the last time you had sex with this person? Most recent par	discrete	numeric-12.0	536	3884	-
73	srs_recn ..	If yes, who brought the condom the last time you had sex with [name]? Most recen	discrete	numeric-12.0	287	4133	-
74	srs_recn ..	If no, why did you or [name] NOT use a condom? (last sex) Most recent partner	discrete	numeric-12.0	243	4177	-
75	srs_recn ..	The first time you had sex with [name], did you/your partner use a male or femal	discrete	numeric-12.0	536	3884	-
76	srs_recn ..	If yes, who brought the condom the first time you had sex with [name]? Most rece	discrete	numeric-12.0	299	4121	-
77	srs_recn ..	If no, why did you or [name] NOT use a condom? (first sex) Most recent partner	discrete	numeric-12.0	220	4200	-
78	srs_recn ..	How often have you and [name] used male or female condoms? Most recent partner	discrete	numeric-12.0	536	3884	-
79	srs_recn ..	Did you drink alcohol before the last time you had sex with [name]? Most recent	discrete	numeric-12.0	536	3884	-
80	srs_recn ..	The last time you had sex with [name], did you give or were you given a gift in	discrete	numeric-12.0	536	3884	-
81	srs_recn ..	The last time you had sex with [name], did you give or were you given money in o	discrete	numeric-12.0	535	3885	-

File AHRI.DREAMS.MultiLevel.SexualRelatSelFilled.2018.v1							
#	Name	Label	Type	Format	Valid	Invalid	Question
82	srs_recn..	Are you willing to share the number of times you had sex with this person over t	discrete	numeric-12.0	535	3885	-
83	sc_recnt..	Over the past four weeks, how many times have you had sex with this person? Most	discrete	character-2	201	0	-
84	srs_recn..	Do you know the HIV status of [name]? Most recent partner	discrete	numeric-12.0	535	3885	-
85	srs_recn..	What is the HIV status of [name]? Most recent partner	discrete	numeric-12.0	344	4076	-
86	srs_recn..	How did you find out their HIV status? Most recent partner	discrete	numeric-12.0	344	4076	-
87	srs_recn..	Please specify details on other way you find out about the person's HIV status?	discrete	character-1	0	0	-
88	srs_recn..	Do you know if [name]is taking ART? Most recent partner	discrete	numeric-12.0	48	4372	-
89	srs_recn..	Does this person know your current HIV status? Most recent partner	discrete	numeric-12.0	535	3885	-
90	srs_recn..	During your relationship with [name] in the past year, did you take PrEP to prev	discrete	numeric-12.0	535	3885	-
91	srs_recn..	Why did you decide not to take PrEP? Most recent partner	discrete	numeric-12.0	475	3945	-
92	srs_recn..	Please specify other reason for not taking PREP. Most recent partner	discrete	character-17	1	0	-
93	srs_recn..	Over the past 12 months, during your relationships with X do you know or suspect	discrete	numeric-12.0	535	3885	-
94	srs_recn..	Have you had sex with this person in the past 12 months? Second most recent part	discrete	numeric-12.0	271	4149	-
95	srs_recn..	When you last had sex with this person, what was your relationship to that perso	discrete	numeric-12.0	155	4265	-
96	srs_recn..	What is your current relationship status with [name]? Second most recent partne	discrete	numeric-12.0	155	4265	-
97	srs_recn..	What are the main kinds of work/activities [name] does/ has done over the last 12	discrete	numeric-12.0	155	4265	-
98	srs_recn..	What was the highest level of education of [name]? Second most recent partner	discrete	numeric-12.0	155	4265	-

File AHRI.DREAMS.MultiLevel.SexualRelatSelFilled.2018.v1							
#	Name	Label	Type	Format	Valid	Invalid	Question
99	srs_recn ..	Are you willing to share long ago did you first have sex with this person? Secon	discrete	numeric-12.0	155	4265	-
100	srs_recn ..	How long ago did you first have sex with this person (if you do not know, please	discrete	character-2	78	0	-
101	srs_recn ..	Is value in. Second most recent partner	discrete	numeric-12.0	78	4342	-
102	srs_recn ..	Are you willing to share when was the last time you had sex with this person? Se	discrete	numeric-12.0	155	4265	-
103	srs_recn ..	When was the last time you had sex with this person (if you do not know, please	discrete	character-2	88	0	-
104	srs_recn ..	Is value in. Second most recent partner	discrete	numeric-12.0	88	4332	-
105	srs_recn ..	Are you willing to share the age of this person? Second most recent partner	discrete	numeric-12.0	155	4265	-
106	srs_recn ..	How old is this person (if you do not know, please make your best guess)? [in ye	discrete	character-2	107	0	-
107	srs_recn ..	Is this person a member of this household? Second most recent partner	discrete	numeric-12.0	155	4265	-
108	srs_recn ..	Where does this person normally reside? Second most recent partner	discrete	numeric-12.0	155	4265	-
109	srs_recn ..	In which Isigodi does this person normally reside? Second most recent partner	discrete	numeric-12.0	53	4367	-
110	srs_recn ..	Did you use a condom the last time you had sex with this person? Second most rec	discrete	numeric-12.0	155	4265	-
111	srs_recn ..	If yes, who brought the condom the last time you had sex with [name]? Second mos	discrete	numeric-12.0	98	4322	-
112	srs_recn ..	If no, why did you or [name] NOT use a condom? (last sex) Second most recent par	discrete	numeric-12.0	52	4368	-
113	srs_recn ..	The first time you had sex with [name], did you/your partner use a male or femal	discrete	numeric-12.0	155	4265	-
114	srs_recn ..	If yes, who brought the condom the first time you had sex with [name]? Second mo	discrete	numeric-12.0	97	4323	-
115	srs_recn ..	If no, why did you or [name] NOT use a condom? (first sex) Second most recent pa	discrete	numeric-12.0	49	4371	-
116	srs_recn ..	How often have you and [name] used male or female	discrete	numeric-12.0	155	4265	-

File AHRI.DREAMS.MultiLevel.SexualRelatSelFilled.2018.v1							
#	Name	Label	Type	Format	Valid	Invalid	Question
		condoms? Second most recent pa					
117	srs_recn ..	Did you drink alcohol before the last time you had sex with [name]? Second most	discrete	numeric-12.0	155	4265	-
118	srs_recn ..	The last time you had sex with [name], did you give or were you given a gift in	discrete	numeric-12.0	155	4265	-
119	srs_recn ..	The last time you had sex with [name], did you give or were you given money in o	discrete	numeric-12.0	155	4265	-
120	srs_recn ..	Are you willing to share the number of times you had sex with this person over t	discrete	numeric-12.0	155	4265	-
121	sc_recnt ..	Over the past four weeks, how many times have you had sex with this person? Seco	discrete	character-2	45	0	-
122	srs_recn ..	Do you know the HIV status of [name]? Second most recent partner	discrete	numeric-12.0	155	4265	-
123	srs_recn ..	What is the HIV status of [name]? Second most recent partner	discrete	numeric-12.0	69	4351	-
124	srs_recn ..	How did you find out their HIV status? Second most recent partner	discrete	numeric-12.0	68	4352	-
125	srs_recn ..	Please specify details on other way you find out about the person's HIV status?	discrete	character-1	1	0	-
126	srs_recn ..	Do you know if [name]is taking ART? Second most recent partner	discrete	numeric-12.0	9	4411	-
127	srs_recn ..	Does this person know your current HIV status? Second most recent partner	discrete	numeric-12.0	155	4265	-
128	srs_recn ..	During your relationship with [name] in the past year, did you take PrEP to prev	discrete	numeric-12.0	155	4265	-
129	srs_recn ..	Why did you decide not to take PrEP? Second most recent partner	discrete	numeric-12.0	129	4291	-
130	srs_recn ..	Please specify other reason for not taking PREP. Second most recent partner	discrete	character-1	0	0	-
131	srs_recn ..	Over the past 12 months, during your relationships with X do you know or suspect	discrete	numeric-12.0	155	4265	-
132	srs_recn ..	Have you had sex with this person in the past 12 months? Third most recent partn	discrete	numeric-12.0	137	4283	-

File AHRI.DREAMS.MultiLevel.SexualRelatSelFilled.2018.v1							
#	Name	Label	Type	Format	Valid	Invalid	Question
133	srs_recn_..	When you last had sex with this person, what was your relationship to that perso	discrete	numeric-12.0	60	4360	-
134	srs_recn_..	What is your current relationship status with [name]? Third most recent partner	discrete	numeric-12.0	60	4360	-
135	srs_recn_..	What are the main kinds of work/activities [name] does/ has done over the last 12	discrete	numeric-12.0	60	4360	-
136	srs_recn_..	What was the highest level of education of [name]? Third most recent partner	discrete	numeric-12.0	60	4360	-
137	srs_recn_..	Are you willing to share long ago did you first have sex with this person? Third	discrete	numeric-12.0	60	4360	-
138	srs_recn_..	How long ago did you first have sex with this person (if you do not know, please	discrete	character-2	29	0	-
139	srs_recn_..	Is value in. Third most recent partner	discrete	numeric-12.0	29	4391	-
140	srs_recn_..	Are you willing to share when was the last time you had sex with this person? Th	discrete	numeric-12.0	60	4360	-
141	srs_recn_..	When was the last time you had sex with this person (if you do not know, please	discrete	character-2	33	0	-
142	srs_recn_..	Is value in. Third most recent partner	discrete	numeric-12.0	33	4387	-
143	srs_recn_..	Are you willing to share the age of this person? Third most recent partner	discrete	numeric-12.0	60	4360	-
144	srs_recn_..	How old is this person (if you do not know, please make your best guess)? [in ye	discrete	character-2	36	0	-
145	srs_recn_..	Is this person a member of this household? Third most recent partner	discrete	numeric-12.0	60	4360	-
146	srs_recn_..	Where does this person normally reside? Third most recent partner	discrete	numeric-12.0	60	4360	-
147	srs_recn_..	In which Isigodi does this person normally reside? Third most recent partner	discrete	numeric-12.0	10	4410	-
148	srs_recn_..	Did you use a condom the last time you had sex with this person? Third most rece	discrete	numeric-12.0	60	4360	-
149	srs_recn_..	If yes, who brought the condom the last time you had sex with [name]? Third most	discrete	numeric-12.0	36	4384	-
150	srs_recn_..	If no, why did you or [name] NOT use a condom? (last sex) Third most recent part	discrete	numeric-12.0	22	4398	-

File AHRI.DREAMS.MultiLevel.SexualRelatSelFilled.2018.v1							
#	Name	Label	Type	Format	Valid	Invalid	Question
151	srs_recn ..	The first time you had sex with [name], did you/your partner use a male or female condom?	discrete	numeric-12.0	60	4360	-
152	srs_recn ..	If yes, who brought the condom the first time you had sex with [name]? Third most recent partner	discrete	numeric-12.0	36	4384	-
153	srs_recn ..	If no, why did you or [name] NOT use a condom? (first sex) Third most recent partner	discrete	numeric-12.0	20	4400	-
154	srs_recn ..	How often have you and [name] used male or female condoms? Third most recent partner	discrete	numeric-12.0	60	4360	-
155	srs_recn ..	Did you drink alcohol before the last time you had sex with [name]? Third most recent partner	discrete	numeric-12.0	60	4360	-
156	srs_recn ..	The last time you had sex with [name], did you give or were you given a gift in the relationship?	discrete	numeric-12.0	60	4360	-
157	srs_recn ..	The last time you had sex with [name], did you give or were you given money in the relationship?	discrete	numeric-12.0	60	4360	-
158	srs_recn ..	Are you willing to share the number of times you had sex with this person over time?	discrete	numeric-12.0	60	4360	-
159	sc_recnt ..	Over the past four weeks, how many times have you had sex with this person? Third most recent partner	discrete	character-2	13	0	-
160	srs_recn ..	In the past 12 months, has this person discussed their HIV status with you?	discrete	numeric-12.0	60	4360	-
161	srs_recn ..	Do you know the HIV status of [name]? Third most recent partner	discrete	numeric-12.0	60	4360	-
162	srs_recn ..	What is the HIV status of [name]? Third most recent partner	discrete	numeric-12.0	29	4391	-
163	srs_recn ..	How did you find out their HIV status? Third most recent partner	discrete	numeric-12.0	29	4391	-
164	srs_recn ..	Please specify details on other way you find out about the person's HIV status?	discrete	character-1	0	0	-
165	srs_recn ..	Do you know if [name] is taking ART? Third most recent partner	discrete	numeric-12.0	4	4416	-
166	srs_recn ..	Does this person know your current HIV status? Third most recent partner	discrete	numeric-12.0	60	4360	-
167	srs_recn ..	During your relationship with [name] in the past year, did you take PrEP to prevent HIV?	discrete	numeric-12.0	60	4360	-

File AHRI.DREAMS.MultiLevel.SexualRelatSelFilled.2018.v1							
#	Name	Label	Type	Format	Valid	Invalid	Question
168	srs_recn..	Why did you decide not to take PrEP? Third most recent partner	discrete	numeric-12.0	49	4371	-
169	srs_recn..	Please specify other reason for not taking PREP. Third most recent partner	discrete	character-1	0	0	-
170	srs_recn..	Over the past 12 months, during your relationships with X do you know or suspect	discrete	numeric-12.0	60	4360	-
171	srs_rece..	Calculated age difference. Most recent partner	continuous	numeric-12.0	426	3994	-
172	srs_rece..	Calculated age difference. Second most recent partner	continuous	numeric-12.0	107	4313	-
173	srs_rece..	Calculated age difference. Third most recent partner	continuous	numeric-12.0	36	4384	-
174	srs_gems01	A woman's most important role is to take care of her home and cook for her famil	discrete	numeric-12.0	3056	1364	-
175	srs_gems02	Changing nappies/diapers, giving the children a bath, and feeding the children a	discrete	numeric-12.0	3057	1363	-
176	srs_gems03	A man should have the final word about decisions in the home	discrete	numeric-12.0	3056	1364	-
177	srs_gems04	It is important that a father is present in the lives of his children, even if h	discrete	numeric-12.0	3057	1363	-
178	srs_gems05	The husband should decide to buy the major household items	discrete	numeric-12.0	3056	1364	-
179	srs_gems06	A woman should obey her husband in all things	discrete	numeric-12.0	3056	1364	-
180	srs_gems07	Males and females have an equal right to finish school	discrete	numeric-12.0	3056	1364	-
181	srs_gems08	Females should have their own source of income	discrete	numeric-12.0	3057	1363	-
182	srs_gems09	It is the man who decides what type of sex to have	discrete	numeric-12.0	3057	1363	-
183	srs_gems10	Men need sex more than women do	discrete	numeric-12.0	3057	1363	-
184	srs_gems11	You don't talk about sex, you just do it	discrete	numeric-12.0	3055	1365	-
185	srs_gems12	Men are always ready to have sex	discrete	numeric-12.0	3056	1364	-
186	srs_gems13	A man should know what his partner likes during sex	discrete	numeric-12.0	3057	1363	-
187	srs_gems14	A woman who has sex before she marries does not deserve respect	discrete	numeric-12.0	3057	1363	-
188	srs_gems15	A woman should not initiate sex	discrete	numeric-12.0	3057	1363	-

File AHRI.DREAMS.MultiLevel.SexualRelatSelFilled.2018.v1							
#	Name	Label	Type	Format	Valid	Invalid	Question
189	srs_gems16	Women who carry condoms are "easy"	discrete	numeric-12.0	3057	1363	-
190	srs_gems17	It is a woman's responsibility to avoid getting pregnant	discrete	numeric-12.0	3057	1363	-
191	srs_gems18	A couple should decide together if they want to have children	discrete	numeric-12.0	3057	1363	-
192	srs_gems19	In my opinion, a woman can suggest using condoms just like a man can	discrete	numeric-12.0	3057	1363	-
193	srs_gems20	If a man gets a woman pregnant, the child is the responsibility of both	discrete	numeric-12.0	3057	1363	-
194	srs_gems21	A man and a woman should decide together what type of contraceptive to use	discrete	numeric-12.0	3057	1363	-
195	srs_gems22	Only when a woman has a child is she a real woman	discrete	numeric-12.0	3056	1364	-
196	srs_gems23	A real man produces a male child	discrete	numeric-12.0	3056	1364	-
197	srs_gems24	A man and woman should decide together whether to use a condom	discrete	numeric-12.0	3056	1364	-
198	srs_gems25	There are times when a woman deserves to be beaten	discrete	numeric-12.0	3056	1364	-
199	srs_gems26	A woman should tolerate violence in order to keep her family together	discrete	numeric-12.0	3056	1364	-
200	srs_gems27	If a woman cheats on a man, it is okay for him to hit her	discrete	numeric-12.0	3056	1364	-
201	srs_gems28	If someone insults a man he should defend his reputation with force if he has to	discrete	numeric-12.0	3056	1364	-
202	srs_gems29	It is okay for a man to hit his wife if she won't have sex with him.	discrete	numeric-12.0	3056	1364	-
203	srs_gems30	A man using violence against his sexual partner is a private matter that shouldn	discrete	numeric-12.0	3056	1364	-
204	srs_fema..	Has any male ever done any of the following things to you:	discrete	numeric-12.0	59	4361	-
205	srs_fema..	Has any male ever done any of the following things to you:	discrete	numeric-12.0	13	4407	-
206	srs_fema..	Has any male ever done any of the following things to you:	discrete	numeric-12.0	25	4395	-
207	srs_fema..	Has any male ever done any of the following things to you:	discrete	numeric-12.0	9	4411	-

File AHRI.DREAMS.MultiLevel.SexualRelatSelFilled.2018.v1							
#	Name	Label	Type	Format	Valid	Invalid	Question
208	srs_fema..	Has any male ever done any of the following things to you:	discrete	numeric-12.0	11	4409	-
209	srs_fema..	Has any male ever done any of the following things to you:	discrete	numeric-12.0	17	4403	-
210	srs_fema..	Has any male ever done any of the following things to you:	discrete	numeric-12.0	12	4408	-
211	srs_fema..	Has any male ever done any of the following things to you:	discrete	numeric-12.0	17	4403	-
212	srs_fema..	Has any male ever done any of the following things to you:	discrete	numeric-12.0	377	4043	-
213	srs_fema..	Has any male ever done any of the following things to you:	discrete	numeric-12.0	41	4379	-
214	srs_fema..	Has any male ever done any of the following things to you:	discrete	numeric-12.0	71	4349	-
215	srs_fema..	Has any male ever done any of the following things to you:	discrete	numeric-12.0	23	4397	-
216	srs_fema..	Has any male ever done any of the following things to you:	discrete	numeric-12.0	84	4336	-
217	srs_fema..	Has any male ever done any of the following things to you:	discrete	numeric-12.0	22	4398	-
218	srs_fema..	Has any male ever done any of the following things to you:	discrete	numeric-12.0	26	4394	-
219	srs_fema..	Has any male ever done any of the following things to you:	discrete	numeric-12.0	26	4394	-
220	srs_fema..	Has any male done any of the following things to you in the last 12 months:	discrete	numeric-12.0	27	4393	-
221	srs_fema..	Has any male done any of the following things to you in the last 12 months:	discrete	numeric-12.0	6	4414	-
222	srs_fema..	Has any male done any of the following things to you in the last 12 months:	discrete	numeric-12.0	8	4412	-
223	srs_fema..	Has any male done any of the following things to you in the last 12 months:	discrete	numeric-12.0	3	4417	-
224	srs_fema..	Has any male done any of the following things to you in the last 12 months:	discrete	numeric-12.0	6	4414	-
225	srs_fema..	Has any male done any of the following things to you in the last 12 months:	discrete	numeric-12.0	6	4414	-

File AHRI.DREAMS.MultiLevel.SexualRelatSelFilled.2018.v1							
#	Name	Label	Type	Format	Valid	Invalid	Question
226	srs_fema..	Has any male done any of the following things to you in the last 12 months:	discrete	numeric-12.0	6	4414	-
227	srs_fema..	Has any male done any of the following things to you in the last 12 months:	discrete	numeric-12.0	7	4413	-
228	srs_fema..	Has any male done any of the following things to you in the last 12 months:	discrete	numeric-12.0	464	3956	-
229	srs_fema..	Has any male done any of the following things to you in the last 12 months:	discrete	numeric-12.0	17	4403	-
230	srs_fema..	Has any male done any of the following things to you in the last 12 months:	discrete	numeric-12.0	33	4387	-
231	srs_fema..	Has any male done any of the following things to you in the last 12 months:	discrete	numeric-12.0	5	4415	-
232	srs_fema..	Has any male done any of the following things to you in the last 12 months:	discrete	numeric-12.0	33	4387	-
233	srs_fema..	Has any male done any of the following things to you in the last 12 months:	discrete	numeric-12.0	4	4416	-
234	srs_fema..	Has any male done any of the following things to you in the last 12 months:	discrete	numeric-12.0	7	4413	-
235	srs_fema..	Has any male done any of the following things to you in the last 12 months:	discrete	numeric-12.0	7	4413	-
236	srs_male..	Has anyone ever done any of the following things to you:	discrete	numeric-12.0	404	4016	-
237	srs_male..	Has anyone ever done any of the following things to you:	discrete	numeric-12.0	85	4335	-
238	srs_male..	Has anyone ever done any of the following things to you:	discrete	numeric-12.0	301	4119	-
239	srs_male..	Has anyone ever done any of the following things to you:	discrete	numeric-12.0	149	4271	-
240	srs_male..	Has anyone ever done any of the following things to you:	discrete	numeric-12.0	72	4348	-
241	srs_male..	Has anyone ever done any of the following things to you:	discrete	numeric-12.0	49	4371	-
242	srs_male..	Has anyone ever done any of the following things to you:	discrete	numeric-12.0	26	4394	-
243	srs_male..	Has anyone ever done any of the following things to you:	discrete	numeric-12.0	31	4389	-
244	srs_male..	Has anyone ever done any of the following things to you:	discrete	numeric-12.0	1373	3047	-
245	srs_male..	Has anyone ever done any of the following things to you:	discrete	numeric-12.0	248	4172	-
246	srs_male..	Has anyone ever done any of the following things to you:	discrete	numeric-12.0	492	3928	-

File AHRI.DREAMS.MultiLevel.SexualRelatSelFilled.2018.v1							
#	Name	Label	Type	Format	Valid	Invalid	Question
247	srs_male..	Has anyone ever done any of the following things to you:	discrete	numeric-12.0	278	4142	-
248	srs_male..	Has anyone ever done any of the following things to you:	discrete	numeric-12.0	449	3971	-
249	srs_male..	Has anyone ever done any of the following things to you:	discrete	numeric-12.0	115	4305	-
250	srs_male..	Has anyone ever done any of the following things to you:	discrete	numeric-12.0	290	4130	-
251	srs_male..	Has anyone ever done any of the following things to you:	discrete	numeric-12.0	238	4182	-
252	srs_male..	Has anyone ever done any of the following things to you in the last 12 months:	discrete	numeric-12.0	233	4187	-
253	srs_male..	Has anyone ever done any of the following things to you in the last 12 months:	discrete	numeric-12.0	43	4377	-
254	srs_male..	Has anyone ever done any of the following things to you in the last 12 months:	discrete	numeric-12.0	144	4276	-
255	srs_male..	Has anyone ever done any of the following things to you in the last 12 months:	discrete	numeric-12.0	84	4336	-
256	srs_male..	Has anyone ever done any of the following things to you in the last 12 months:	discrete	numeric-12.0	31	4389	-
257	srs_male..	Has anyone ever done any of the following things to you in the last 12 months:	discrete	numeric-12.0	31	4389	-
258	srs_male..	Has anyone ever done any of the following things to you in the last 12 months:	discrete	numeric-12.0	20	4400	-
259	srs_male..	Has anyone ever done any of the following things to you in the last 12 months:	discrete	numeric-12.0	15	4405	-
260	srs_male..	Has anyone ever done any of the following things to you in the last 12 months:	discrete	numeric-12.0	1706	2714	-
261	srs_male..	Has anyone ever done any of the following things to you in the last 12 months:	discrete	numeric-12.0	155	4265	-
262	srs_male..	Has anyone ever done any of the following things to you in the last 12 months:	discrete	numeric-12.0	283	4137	-
263	srs_male..	Has anyone ever done any of the following things to you in the last 12 months:	discrete	numeric-12.0	121	4299	-
264	srs_male..	Has anyone ever done any of the following things to you in the last 12 months:	discrete	numeric-12.0	211	4209	-
265	srs_male..	Has anyone ever done any of the following things to you in the last 12 months:	discrete	numeric-12.0	65	4355	-

File AHRI.DREAMS.MultiLevel.SexualRelatSelFilled.2018.v1							
#	Name	Label	Type	Format	Valid	Invalid	Question
266	srs_male_..	Has anyone ever done any of the following things to you in the last 12 months:	discrete	numeric-12.0	138	4282	-
267	srs_male_..	Has anyone ever done any of the following things to you in the last 12 months:	discrete	numeric-12.0	105	4315	-
268	srs_sasa_..	Has your partner/most recent partner done at least one of the following things t	discrete	numeric-12.0	9	4411	-
269	srs_sasa_..	Has your partner/most recent partner done at least one of the following things t	discrete	numeric-12.0	702	3718	-
270	srs_sasa_..	Has your partner/most recent partner done at least one of the following things t	discrete	numeric-12.0	9	4411	-
271	srs_sasa_..	Has your partner/most recent partner done at least one of the following things t	discrete	numeric-12.0	7	4413	-
272	srs_sasa_..	Has your partner/most recent partner done at least one of the following things t	discrete	numeric-12.0	7	4413	-
273	srs_sasa_..	Has your partner/most recent partner done at least one of the following things t	discrete	numeric-12.0	9	4411	-
274	srs_sasa_..	Has your partner/most recent partner done at least one of the following things t	discrete	numeric-12.0	7	4413	-
275	srs_usev_..	Have you used physical or sexual violence on your partner in the last 12 months?	discrete	numeric-12.0	580	3840	-
276	srs_srps_..	Most of the time, we do what my partner wants to do	discrete	numeric-12.0	491	3929	-
277	srs_srps_..	My partner won't let me wear certain things	discrete	numeric-12.0	491	3929	-
278	srs_srps_..	When my partner and I are together, I'm pretty quiet	discrete	numeric-12.0	491	3929	-
279	srs_srps_..	My partner has more say than I do about important decisions that affect us	discrete	numeric-12.0	491	3929	-
280	srs_srps_..	My partner tells me who I can spend time with	discrete	numeric-12.0	491	3929	-
281	srs_srps_..	If I asked my partner to use a condom, he would think I'm having sex with other	discrete	numeric-12.0	491	3929	-
282	srs_srps_..	I feel trapped or stuck in our relationship	discrete	numeric-12.0	491	3929	-
283	srs_srps_..	My partner does what he wants, even if I do not want him to	discrete	numeric-12.0	491	3929	-
284	srs_srps_..	I am more committed to our relationship than my partner is	discrete	numeric-12.0	491	3929	-

File AHRI.DREAMS.MultiLevel.SexualRelatSelFilled.2018.v1							
#	Name	Label	Type	Format	Valid	Invalid	Question
285	srs_srps ..	When my partner and I disagree, he gets his way most of the time	discrete	numeric-12.0	491	3929	-
286	srs_srps ..	My partner gets more out of our relationship than I do	discrete	numeric-12.0	491	3929	-
287	srs_srps ..	My partner always wants to know where I am	discrete	numeric-12.0	490	3930	-
288	srs_srps ..	If I asked my partner to use a condom, he would get angry	discrete	numeric-12.0	491	3929	-
289	srs_srps ..	If I asked my partner to use a condom, he would get violent	discrete	numeric-12.0	491	3929	-
290	srs_dmnds ..	Who usually has more say about whose friends to go out with?	discrete	numeric-12.0	3060	1360	-
291	srs_dmnds ..	Who usually has more say about whether you have sex?	discrete	numeric-12.0	1874	2546	-
292	srs_dmnds ..	Who usually has more say about what you do together?	discrete	numeric-12.0	3060	1360	-
293	srs_dmnds ..	Who usually has more say about how often you see one another?	discrete	numeric-12.0	3060	1360	-
294	srs_dmnds ..	Who usually has more say about when you talk about serious things?	discrete	numeric-12.0	3060	1360	-
295	srs_dmnds ..	In general, who do you think has more power in your relationship?	discrete	numeric-12.0	3060	1360	-
296	srs_dmnds ..	Who usually has more say about whether you use condoms?	discrete	numeric-12.0	1875	2545	-
297	srs_dmnds ..	Who usually has more say about what types of sexual acts you do?	discrete	numeric-12.0	1875	2545	-
298	srs_sv_t ..	If it is safe for you to wait up to 3 days for help, then click HERE to give us	discrete	numeric-12.0	3059	1361	-
299	srs_sv_c ..	Please tell us how you would like us to contact you:	discrete	numeric-12.0	146	4274	-
300	srs_sv_p ..	Please indicate when is best to call:	discrete	character-36	124	0	-
301	srs_sv_v ..	Please indicate which time of day is best:	discrete	character-14	24	0	-

File AHRI.DREAMS.MultiLevel.SpecimenCollection.2018.v1							
#	Name	Label	Type	Format	Valid	Invalid	Question
1	project_id	REDCap Project Identifier	discrete	numeric-12.0	4420	0	-
2	event_id	REDCap Event Identifier	discrete	numeric-12.0	4420	0	-
3	cohort	Cohort Description	discrete	character-10	4420	0	-
4	round	Round Description	discrete	character-15	4420	0	-

File AHRI.DREAMS.MultiLevel.SpecimenCollection.2018.v1							
#	Name	Label	Type	Format	Valid	Invalid	Question
5	IntId	Individual ID	continuous	numeric-12.0	4420	0	-
6	dr_speci..	Was a research blood specimen collected?	discrete	numeric-12.0	2736	1684	-
7	dr_parti..	Scan the Participant ID	discrete	character-13	2629	0	-
8	dr_barcode	Scan Specimen barcode here	discrete	character-13	2629	0	-
9	dr_speci..	Specimen Status	discrete	character-1	0	0	-
10	dr_speci..	Specimen Collection Date	discrete	character-11	2628	-	-
11	dr_hsv_t..	HSV Result	discrete	numeric-12.0	765	3655	-
12	dr_hiv_t..	HIV Result	discrete	numeric-12.0	0	4420	-
13	dr_refer..	Does this person wishes to be referred to the fixed clinic for HIV testing?	discrete	numeric-12.0	3056	1364	-
14	dr_targe..	What is the agreed target date to get to the clinic?	discrete	character-11	11	-	-
15	dr_targe..	To which clinic is the individual going?	discrete	character-17	11	0	-
16	dr_targe..	Please specify details of the clinic other the individual is going <u	discrete	character-1	0	0	-
17	dr_targe..	Please specify details of the clinic the individual is going <u	discrete	character-1	0	0	-

Variables Description

Dataset contains 1144 variable(s)

File : AHRI.DREAMS.MultiLevel.AssessmentOfCapacity.2018.v1

project_id: REDCap Project Identifier

Information [Type= discrete] [Format=numeric] [Range= 380-380] [Missing=*]

Statistics [NW/ W] [Valid=4420 /-] [Invalid=0 /-]

event_id: REDCap Event Identifier

Information [Type= discrete] [Format=numeric] [Range= 1080-1080] [Missing=*]

Statistics [NW/ W] [Valid=4420 /-] [Invalid=0 /-]

cohort: Cohort Description

Information [Type= discrete] [Format=character] [Missing=*]

Statistics [NW/ W] [Valid=4420 /-] [Invalid=0 /-]

round: Round Description

Information [Type= discrete] [Format=character] [Missing=*]

Statistics [NW/ W] [Valid=4420 /-] [Invalid=0 /-]

IntId: Individual ID

Information [Type= continuous] [Format=numeric] [Range= 166-220477] [Missing=*]

Statistics [NW/ W] [Valid=4420 /-] [Invalid=0 /-]

ac_date: Capacity assessment date

Information [Type= discrete] [Format=character] [Missing=*]

Statistics [NW/ W] [Valid=3101 /-] [Invalid=0 /-]

ac_assess_step1: HAPPY with Step 1?

Information [Type= discrete] [Format=numeric] [Range= 1-2] [Missing=*]

Statistics [NW/ W] [Valid=3104 /-] [Invalid=1316 /-]

Value	Label	Cases	Percentage
1	Yes, seek signature	3073	99.0%
2	No, not happy	31	1.0%
Sysmiss		1316	

Warning: these figures indicate the number of cases found in the data file. They cannot be interpreted as summary statistics of the population of interest.

ac_assess_step2: HAPPY with Step 2?

Information [Type= discrete] [Format=numeric] [Range= 1-2] [Missing=*]

Statistics [NW/ W] [Valid=31 /-] [Invalid=4389 /-]

Value	Label	Cases	Percentage
1	Yes, seek signature	0	
2	No, not happy	31	100.0%
Sysmiss		4389	

Warning: these figures indicate the number of cases found in the data file. They cannot be interpreted as summary statistics of the population of interest.

ac_assess_step3: HAPPY with Step 3?

Information [Type= discrete] [Format=numeric] [Range= 1-2] [Missing=*]

Statistics [NW/ W] [Valid=32 /-] [Invalid=4388 /-]

Value	Label	Cases	Percentage
1	Yes, seek signature	1	3.1%
2	No, not happy	31	96.9%

File : AHRI.DREAMS.MultiLevel.AssessmentOfCapacity.2018.v1

ac_assess_step3: HAPPY with Step 3?

Value	Label	Cases	Percentage
Sysmiss		4388	

Warning: these figures indicate the number of cases found in the data file. They cannot be interpreted as summary statistics of the population of interest.

ac_assess_result: Is this individual capable to participate?

Information	[Type= discrete] [Format=numeric] [Range= 0-98] [Missing=*]
Statistics [NW/ W]	[Valid=3096 /-] [Invalid=1324 /-]

Value	Label	Cases	Percentage
0	No, I have never had it	0	
1	Yes	3066	99.0%
2	No	30	1.0%
3	Yes, but not sure about the exact age	0	
90	I am not sure	0	
93	Prefer not to answer	0	
95	Not had sex with this partner in the last 4 weeks	0	
97	N/A	0	
98	Don't know	0	
Sysmiss		1324	

Warning: these figures indicate the number of cases found in the data file. They cannot be interpreted as summary statistics of the population of interest.

File : AHRI.DREAMS.MultiLevel.ContactAttempts.2018.v1

project_id: REDCap Project Identifier

Information [Type= discrete] [Format=numeric] [Range= 380-380] [Missing=*]

Statistics [NW/ W] [Valid=4420 /-] [Invalid=0 /-]

event_id: REDCap Event Identifier

Information [Type= discrete] [Format=numeric] [Range= 1080-1080] [Missing=*]

Statistics [NW/ W] [Valid=4420 /-] [Invalid=0 /-]

cohort: Cohort Description

Information [Type= discrete] [Format=character] [Missing=*]

Statistics [NW/ W] [Valid=4420 /-] [Invalid=0 /-]

round: Round Description

Information [Type= discrete] [Format=character] [Missing=*]

Statistics [NW/ W] [Valid=4420 /-] [Invalid=0 /-]

IntId: Individual ID

Information [Type= continuous] [Format=numeric] [Range= 166-220477] [Missing=*]

Statistics [NW/ W] [Valid=4420 /-] [Invalid=0 /-]

ca_weekblock: Weekblock

Information [Type= discrete] [Format=character] [Missing=*]

Statistics [NW/ W] [Valid=4420 /-] [Invalid=0 /-]

ca_contact_attmp1: Conducting Contact Attempt

Information [Type= discrete] [Format=numeric] [Range= 0-98] [Missing=*]

Statistics [NW/ W] [Valid=4420 /-] [Invalid=0 /-]

Value	Label	Cases	Percentage
0	No, I have never had it	0	
1	Yes	4420	100.0%
2	No	0	
3	Yes, but not sure about the exact age	0	
90	I am not sure	0	
93	Prefer not to answer	0	
95	Not had sex with this partner in the last 4 weeks	0	
97	N/A	0	
98	Don't know	0	

Warning: these figures indicate the number of cases found in the data file. They cannot be interpreted as summary statistics of the population of interest.

ca_staffname_attmp1: Staff Member

Information [Type= discrete] [Format=character] [Missing=*]

Statistics [NW/ W] [Valid=4419 /-] [Invalid=0 /-]

ca_datetime_attmp1: Attempt Date and Time

Information [Type= discrete] [Format=character] [Missing=*]

Statistics [NW/ W] [Valid=4420 /-]

ca_was_contacted_attmp1: Was the participant contacted

Information [Type= discrete] [Format=numeric] [Range= 0-98] [Missing=*]

File : AHRI.DREAMS.MultiLevel.ContactAttempts.2018.v1

ca_was_contacted_attmp1: Was the participant contacted

Statistics [NW/ W] [Valid=4418 /-] [Invalid=2 /-]

Value	Label	Cases	Percentage
0	No, I have never had it	0	
1	Yes	1633	37.0%
2	No	2785	63.0%
3	Yes, but not sure about the exact age	0	
90	I am not sure	0	
93	Prefer not to answer	0	
95	Not had sex with this partner in the last 4 weeks	0	
97	N/A	0	
98	Don't know	0	
Sysmiss		2	

Warning: these figures indicate the number of cases found in the data file. They cannot be interpreted as summary statistics of the population of interest.

ca_was_parenthome_attmp1: Was the participant's parent or guardian at home

Information [Type= discrete] [Format=numeric] [Range= 0-98] [Missing=*]

Statistics [NW/ W] [Valid=1142 /-] [Invalid=3278 /-]

Value	Label	Cases	Percentage
0	No, I have never had it	0	
1	Yes	819	71.7%
2	No	323	28.3%
3	Yes, but not sure about the exact age	0	
90	I am not sure	0	
93	Prefer not to answer	0	
95	Not had sex with this partner in the last 4 weeks	0	
97	N/A	0	
98	Don't know	0	
Sysmiss		3278	

Warning: these figures indicate the number of cases found in the data file. They cannot be interpreted as summary statistics of the population of interest.

ca_parental_consent_attmp1: Was parent or guardian willing to give Informed Consent?

Information [Type= discrete] [Format=numeric] [Range= 0-98] [Missing=*]

Statistics [NW/ W] [Valid=818 /-] [Invalid=3602 /-]

Value	Label	Cases	Percentage
0	No, I have never had it	0	
1	Yes	779	95.2%
2	No	39	4.8%
3	Yes, but not sure about the exact age	0	
90	I am not sure	0	
93	Prefer not to answer	0	
95	Not had sex with this partner in the last 4 weeks	0	
97	N/A	0	
98	Don't know	0	
Sysmiss		3602	

Warning: these figures indicate the number of cases found in the data file. They cannot be interpreted as summary statistics of the population of interest.

File : AHRI.DREAMS.MultiLevel.ContactAttempts.2018.v1

ca_req_samesex_attmp1: Did the participant asked to be interviewed by a same sex Tracker?

Information [Type= discrete] [Format=numeric] [Range= 0-98] [Missing=*]

Statistics [NW/ W] [Valid=1596 /-] [Invalid=2824 /-]

Value	Label	Cases	Percentage
0	No, I have never had it	0	
1	Yes	0	
2	No	1596	100.0%
3	Yes, but not sure about the exact age	0	
90	I am not sure	0	
93	Prefer not to answer	0	
95	Not had sex with this partner in the last 4 weeks	0	
97	N/A	0	
98	Don't know	0	
Sysmiss		2824	

Warning: these figures indicate the number of cases found in the data file. They cannot be interpreted as summary statistics of the population of interest.

ca_samesex_reas_attmp1: What is the reason why the participant requested a same sex Tracker?

Information [Type= discrete] [Format=character] [Missing=*]

Statistics [NW/ W] [Valid=0 /-] [Invalid=0 /-]

ca_surveyed_attmp1: Was the participant contacted and willing to be surveyed?

Information [Type= discrete] [Format=numeric] [Range= 0-98] [Missing=*]

Statistics [NW/ W] [Valid=1601 /-] [Invalid=2819 /-]

Value	Label	Cases	Percentage
0	No, I have never had it	0	
1	Yes	1464	91.4%
2	No	137	8.6%
3	Yes, but not sure about the exact age	0	
90	I am not sure	0	
93	Prefer not to answer	0	
95	Not had sex with this partner in the last 4 weeks	0	
97	N/A	0	
98	Don't know	0	
Sysmiss		2819	

Warning: these figures indicate the number of cases found in the data file. They cannot be interpreted as summary statistics of the population of interest.

ca_refused_attmp1: Did the participant / parent / guardian refused participation?

Information [Type= discrete] [Format=numeric] [Range= 0-98] [Missing=*]

Statistics [NW/ W] [Valid=179 /-] [Invalid=4241 /-]

Value	Label	Cases	Percentage
0	No, I have never had it	0	
1	Yes	74	41.3%
2	No	105	58.7%
3	Yes, but not sure about the exact age	0	
90	I am not sure	0	
93	Prefer not to answer	0	

File : AHRI.DREAMS.MultiLevel.ContactAttempts.2018.v1

ca_refused_attmp1: Did the participant / parent / guardian refused participation?

Value	Label	Cases	Percentage
95	Not had sex with this partner in the last 4 weeks	0	
97	N/A	0	
98	Don't know	0	
Sysmiss		4241	

Warning: these figures indicate the number of cases found in the data file. They cannot be interpreted as summary statistics of the population of interest.

ca_resch_vsdate_attmp1: Reschedule next visit date

Information	[Type= discrete] [Format=character] [Missing=*]
Statistics [NW/ W]	[Valid=216 /-]

ca_fieldcomm_attmp1: Comments for Contact attempt

Information	[Type= discrete] [Format=character] [Missing=*]
Statistics [NW/ W]	[Valid=4070 /-]

ca_contact_attmp2: Conducting Contact Attempt

Information	[Type= discrete] [Format=numeric] [Range= 0-98] [Missing=*]
Statistics [NW/ W]	[Valid=2884 /-] [Invalid=1536 /-]

Value	Label	Cases	Percentage
0	No, I have never had it	0	
1	Yes	2235	77.5%
2	No	649	22.5%
3	Yes, but not sure about the exact age	0	
90	I am not sure	0	
93	Prefer not to answer	0	
95	Not had sex with this partner in the last 4 weeks	0	
97	N/A	0	
98	Don't know	0	
Sysmiss		1536	

Warning: these figures indicate the number of cases found in the data file. They cannot be interpreted as summary statistics of the population of interest.

ca_staffname_attmp2: Staff Member

Information	[Type= discrete] [Format=character] [Missing=*]
Statistics [NW/ W]	[Valid=2239 /-] [Invalid=0 /-]

ca_datetime_attmp2: Attempt Date and Time

Information	[Type= discrete] [Format=character] [Missing=*]
Statistics [NW/ W]	[Valid=2239 /-]

ca_was_contacted_attmp2: Was the participant contacted

Information	[Type= discrete] [Format=numeric] [Range= 0-98] [Missing=*]
Statistics [NW/ W]	[Valid=2237 /-] [Invalid=2183 /-]

Value	Label	Cases	Percentage
0	No, I have never had it	0	
1	Yes	1152	51.5%
2	No	1085	48.5%
3	Yes, but not sure about the exact age	0	

File : AHRI.DREAMS.MultiLevel.ContactAttempts.2018.v1

ca_was_contacted_attmp2: Was the participant contacted

Value	Label	Cases	Percentage
90	I am not sure	0	
93	Prefer not to answer	0	
95	Not had sex with this partner in the last 4 weeks	0	
97	N/A	0	
98	Don't know	0	
Sysmiss		2183	

Warning: these figures indicate the number of cases found in the data file. They cannot be interpreted as summary statistics of the population of interest.

ca_was_parenthome_attmp2: Was the participant's parent or guardian at home

Information	[Type= discrete] [Format=numeric] [Range= 0-98] [Missing=*]
Statistics [NW/ W]	[Valid=622 /-] [Invalid=3798 /-]

Value	Label	Cases	Percentage
0	No, I have never had it	0	
1	Yes	508	81.7%
2	No	114	18.3%
3	Yes, but not sure about the exact age	0	
90	I am not sure	0	
93	Prefer not to answer	0	
95	Not had sex with this partner in the last 4 weeks	0	
97	N/A	0	
98	Don't know	0	
Sysmiss		3798	

Warning: these figures indicate the number of cases found in the data file. They cannot be interpreted as summary statistics of the population of interest.

ca_parental_consent_attmp2: Was parent or guardian willing to give Informed Consent?

Information	[Type= discrete] [Format=numeric] [Range= 0-98] [Missing=*]
Statistics [NW/ W]	[Valid=510 /-] [Invalid=3910 /-]

Value	Label	Cases	Percentage
0	No, I have never had it	0	
1	Yes	486	95.3%
2	No	24	4.7%
3	Yes, but not sure about the exact age	0	
90	I am not sure	0	
93	Prefer not to answer	0	
95	Not had sex with this partner in the last 4 weeks	0	
97	N/A	0	
98	Don't know	0	
Sysmiss		3910	

Warning: these figures indicate the number of cases found in the data file. They cannot be interpreted as summary statistics of the population of interest.

ca_req_samesex_attmp2: Did the participant asked to be interviewed by a same sex Tracker?

Information	[Type= discrete] [Format=numeric] [Range= 0-98] [Missing=*]
Statistics [NW/ W]	[Valid=1123 /-] [Invalid=3297 /-]

File : AHRI.DREAMS.MultiLevel.ContactAttempts.2018.v1

ca_req_samesex_attmp2: Did the participant asked to be interviewed by a same sex Tracker?

Value	Label	Cases	Percentage
0	No, I have never had it	0	
1	Yes	0	
2	No	1123	100.0%
3	Yes, but not sure about the exact age	0	
90	I am not sure	0	
93	Prefer not to answer	0	
95	Not had sex with this partner in the last 4 weeks	0	
97	N/A	0	
98	Don't know	0	
Systemmiss		3297	

Warning: these figures indicate the number of cases found in the data file. They cannot be interpreted as summary statistics of the population of interest.

ca_samesex_reas_attmp2: What is the reason why the participant requested a same sex Tracker?

Information	[Type= discrete] [Format=character] [Missing=*]
Statistics [NW/ W]	[Valid=0 /-] [Invalid=0 /-]

ca_surveyed_attmp2: Was the participant contacted and willing to be surveyed?

Information	[Type= discrete] [Format=numeric] [Range= 0-98] [Missing=*]
Statistics [NW/ W]	[Valid=1125 /-] [Invalid=3295 /-]

Value	Label	Cases	Percentage
0	No, I have never had it	0	
1	Yes	1054	93.7%
2	No	71	6.3%
3	Yes, but not sure about the exact age	0	
90	I am not sure	0	
93	Prefer not to answer	0	
95	Not had sex with this partner in the last 4 weeks	0	
97	N/A	0	
98	Don't know	0	
Systemmiss		3295	

Warning: these figures indicate the number of cases found in the data file. They cannot be interpreted as summary statistics of the population of interest.

ca_refused_attmp2: Did the participant / parent / guardian refused participation?

Information	[Type= discrete] [Format=numeric] [Range= 0-98] [Missing=*]
Statistics [NW/ W]	[Valid=95 /-] [Invalid=4325 /-]

Value	Label	Cases	Percentage
0	No, I have never had it	0	
1	Yes	52	54.7%
2	No	43	45.3%
3	Yes, but not sure about the exact age	0	
90	I am not sure	0	
93	Prefer not to answer	0	
95	Not had sex with this partner in the last 4 weeks	0	
97	N/A	0	

File : AHRI.DREAMS.MultiLevel.ContactAttempts.2018.v1

ca_refused_attmp2: Did the participant / parent / guardian refused participation?

Value	Label	Cases	Percentage
98	Don't know	0	
Sysmiss		4325	

Warning: these figures indicate the number of cases found in the data file. They cannot be interpreted as summary statistics of the population of interest.

ca_resch_vsdate_attmp2: Reschedule next visit date

Information	[Type= discrete] [Format=character] [Missing=*]
Statistics [NW/ W]	[Valid=57 /-]

ca_fieldcomm_attmp2: Comments for Contact attempt

Information	[Type= discrete] [Format=character] [Missing=*]
Statistics [NW/ W]	[Valid=2093 /-]

ca_contact_attmp3: Conducting Contact Attempt

Information	[Type= discrete] [Format=numeric] [Range= 0-98] [Missing=*]
Statistics [NW/ W]	[Valid=1139 /-] [Invalid=3281 /-]

Value	Label	Cases	Percentage
0	No, I have never had it	0	
1	Yes	982	86.2%
2	No	157	13.8%
3	Yes, but not sure about the exact age	0	
90	I am not sure	0	
93	Prefer not to answer	0	
95	Not had sex with this partner in the last 4 weeks	0	
97	N/A	0	
98	Don't know	0	
Sysmiss		3281	

Warning: these figures indicate the number of cases found in the data file. They cannot be interpreted as summary statistics of the population of interest.

ca_staffname_attmp3: Staff Member

Information	[Type= discrete] [Format=character] [Missing=*]
Statistics [NW/ W]	[Valid=983 /-] [Invalid=0 /-]

ca_datetime_attmp3: Attempt Date and Time

Information	[Type= discrete] [Format=character] [Missing=*]
Statistics [NW/ W]	[Valid=983 /-]

ca_was_contacted_attmp3: Was the participant contacted

Information	[Type= discrete] [Format=numeric] [Range= 0-98] [Missing=*]
Statistics [NW/ W]	[Valid=983 /-] [Invalid=3437 /-]

Value	Label	Cases	Percentage
0	No, I have never had it	0	
1	Yes	416	42.3%
2	No	567	57.7%
3	Yes, but not sure about the exact age	0	
90	I am not sure	0	
93	Prefer not to answer	0	

File : AHRI.DREAMS.MultiLevel.ContactAttempts.2018.v1

ca_was_contacted_attmp3: Was the participant contacted

Value	Label	Cases	Percentage
95	Not had sex with this partner in the last 4 weeks	0	
97	N/A	0	
98	Don't know	0	
Systemmiss		3437	

Warning: these figures indicate the number of cases found in the data file. They cannot be interpreted as summary statistics of the population of interest.

ca_was_parenthome_attmp3: Was the participant's parent or guardian at home

Information	[Type= discrete] [Format=numeric] [Range= 0-98] [Missing=*]
Statistics [NW/ W]	[Valid=217 /-] [Invalid=4203 /-]

Value	Label	Cases	Percentage
0	No, I have never had it	0	
1	Yes	175	80.6%
2	No	42	19.4%
3	Yes, but not sure about the exact age	0	
90	I am not sure	0	
93	Prefer not to answer	0	
95	Not had sex with this partner in the last 4 weeks	0	
97	N/A	0	
98	Don't know	0	
Systemmiss		4203	

Warning: these figures indicate the number of cases found in the data file. They cannot be interpreted as summary statistics of the population of interest.

ca_parental_consent_attmp3: Was parent or guardian willing to give Informed Consent?

Information	[Type= discrete] [Format=numeric] [Range= 0-98] [Missing=*]
Statistics [NW/ W]	[Valid=178 /-] [Invalid=4242 /-]

Value	Label	Cases	Percentage
0	No, I have never had it	0	
1	Yes	168	94.4%
2	No	10	5.6%
3	Yes, but not sure about the exact age	0	
90	I am not sure	0	
93	Prefer not to answer	0	
95	Not had sex with this partner in the last 4 weeks	0	
97	N/A	0	
98	Don't know	0	
Systemmiss		4242	

Warning: these figures indicate the number of cases found in the data file. They cannot be interpreted as summary statistics of the population of interest.

ca_req_samesex_attmp3: Did the participant asked to be interviewed by a same sex Tracker?

Information	[Type= discrete] [Format=numeric] [Range= 0-98] [Missing=*]
Statistics [NW/ W]	[Valid=407 /-] [Invalid=4013 /-]

Value	Label	Cases	Percentage
0	No, I have never had it	0	
1	Yes	0	

File : AHRI.DREAMS.MultiLevel.ContactAttempts.2018.v1

ca_req_samesex_attmp3: Did the participant asked to be interviewed by a same sex Tracker?

Value	Label	Cases	Percentage
2	No	407	100.0%
3	Yes, but not sure about the exact age	0	
90	I am not sure	0	
93	Prefer not to answer	0	
95	Not had sex with this partner in the last 4 weeks	0	
97	N/A	0	
98	Don't know	0	
Sysmiss		4013	

Warning: these figures indicate the number of cases found in the data file. They cannot be interpreted as summary statistics of the population of interest.

ca_samesex_reas_attmp3: What is the reason why the participant requested a same sex Tracker?

Information	[Type= discrete] [Format=character] [Missing=*]
Statistics [NW/ W]	[Valid=0 /-] [Invalid=0 /-]

ca_surveyed_attmp3: Was the participant contacted and willing to be surveyed?

Information	[Type= discrete] [Format=numeric] [Range= 0-98] [Missing=*]
Statistics [NW/ W]	[Valid=408 /-] [Invalid=4012 /-]

Value	Label	Cases	Percentage
0	No, I have never had it	0	
1	Yes	362	88.7%
2	No	46	11.3%
3	Yes, but not sure about the exact age	0	
90	I am not sure	0	
93	Prefer not to answer	0	
95	Not had sex with this partner in the last 4 weeks	0	
97	N/A	0	
98	Don't know	0	
Sysmiss		4012	

Warning: these figures indicate the number of cases found in the data file. They cannot be interpreted as summary statistics of the population of interest.

ca_refused_attmp3: Did the participant / parent / guardian refused participation?

Information	[Type= discrete] [Format=numeric] [Range= 0-98] [Missing=*]
Statistics [NW/ W]	[Valid=57 /-] [Invalid=4363 /-]

Value	Label	Cases	Percentage
0	No, I have never had it	0	
1	Yes	34	59.6%
2	No	23	40.4%
3	Yes, but not sure about the exact age	0	
90	I am not sure	0	
93	Prefer not to answer	0	
95	Not had sex with this partner in the last 4 weeks	0	
97	N/A	0	
98	Don't know	0	
Sysmiss		4363	

Warning: these figures indicate the number of cases found in the data file. They cannot be interpreted as summary statistics of the population of interest.

File : AHRI.DREAMS.MultiLevel.ContactAttempts.2018.v1

ca_resch_vsdate_attmp3: Reschedule next visit date

Information [Type= discrete] [Format=character] [Missing=*]

Statistics [NW/ W] [Valid=27 /-]

ca_fieldcomm_attmp3: Comments for Contact attempt

Information [Type= discrete] [Format=character] [Missing=*]

Statistics [NW/ W] [Valid=929 /-]

ca_contact_attmp4: Conducting Contact Attempt

Information [Type= discrete] [Format=numeric] [Range= 0-98] [Missing=*]

Statistics [NW/ W] [Valid=596 /-] [Invalid=3824 /-]

Value	Label	Cases	Percentage
0	No, I have never had it	0	
1	Yes	516	86.6%
2	No	80	13.4%
3	Yes, but not sure about the exact age	0	
90	I am not sure	0	
93	Prefer not to answer	0	
95	Not had sex with this partner in the last 4 weeks	0	
97	N/A	0	
98	Don't know	0	
Sysmiss		3824	

Warning: these figures indicate the number of cases found in the data file. They cannot be interpreted as summary statistics of the population of interest.

ca_staffname_attmp4: Staff Member

Information [Type= discrete] [Format=character] [Missing=*]

Statistics [NW/ W] [Valid=517 /-] [Invalid=0 /-]

ca_datetime_attmp4: Attempt Date and Time

Information [Type= discrete] [Format=character] [Missing=*]

Statistics [NW/ W] [Valid=518 /-]

ca_was_contacted_attmp4: Was the participant contacted

Information [Type= discrete] [Format=numeric] [Range= 0-98] [Missing=*]

Statistics [NW/ W] [Valid=517 /-] [Invalid=3903 /-]

Value	Label	Cases	Percentage
0	No, I have never had it	0	
1	Yes	184	35.6%
2	No	333	64.4%
3	Yes, but not sure about the exact age	0	
90	I am not sure	0	
93	Prefer not to answer	0	
95	Not had sex with this partner in the last 4 weeks	0	
97	N/A	0	
98	Don't know	0	
Sysmiss		3903	

Warning: these figures indicate the number of cases found in the data file. They cannot be interpreted as summary statistics of the population of interest.

File : AHRI.DREAMS.MultiLevel.ContactAttempts.2018.v1

ca_was_parenthome_attmp4: Was the participant's parent or guardian at home

Information [Type= discrete] [Format=numeric] [Range= 0-98] [Missing=*]

Statistics [NW/ W] [Valid=88 /-] [Invalid=4332 /-]

Value	Label	Cases	Percentage
0	No, I have never had it	0	
1	Yes	73	83.0%
2	No	15	17.0%
3	Yes, but not sure about the exact age	0	
90	I am not sure	0	
93	Prefer not to answer	0	
95	Not had sex with this partner in the last 4 weeks	0	
97	N/A	0	
98	Don't know	0	
System		4332	

Warning: these figures indicate the number of cases found in the data file. They cannot be interpreted as summary statistics of the population of interest.

ca_parental_consent_attmp4: Was parent or guardian willing to give Informed Consent?

Information [Type= discrete] [Format=numeric] [Range= 0-98] [Missing=*]

Statistics [NW/ W] [Valid=72 /-] [Invalid=4348 /-]

Value	Label	Cases	Percentage
0	No, I have never had it	0	
1	Yes	69	95.8%
2	No	3	4.2%
3	Yes, but not sure about the exact age	0	
90	I am not sure	0	
93	Prefer not to answer	0	
95	Not had sex with this partner in the last 4 weeks	0	
97	N/A	0	
98	Don't know	0	
System		4348	

Warning: these figures indicate the number of cases found in the data file. They cannot be interpreted as summary statistics of the population of interest.

ca_req_samesex_attmp4: Did the participant asked to be interviewed by a same sex Tracker?

Information [Type= discrete] [Format=numeric] [Range= 0-98] [Missing=*]

Statistics [NW/ W] [Valid=177 /-] [Invalid=4243 /-]

Value	Label	Cases	Percentage
0	No, I have never had it	0	
1	Yes	0	
2	No	177	100.0%
3	Yes, but not sure about the exact age	0	
90	I am not sure	0	
93	Prefer not to answer	0	
95	Not had sex with this partner in the last 4 weeks	0	
97	N/A	0	
98	Don't know	0	

File : AHRI.DREAMS.MultiLevel.ContactAttempts.2018.v1

ca_req_samesex_attmp4: Did the participant asked to be interviewed by a same sex Tracker?

Value	Label	Cases	Percentage
Sysmiss		4243	

Warning: these figures indicate the number of cases found in the data file. They cannot be interpreted as summary statistics of the population of interest.

ca_samesex_reas_attmp4: What is the reason why the participant requested a same sex Tracker?

Information	[Type= discrete] [Format=character] [Missing=*]
Statistics [NW/ W]	[Valid=0 /-] [Invalid=0 /-]

# ca_surveyed_attmp4: Was the participant contacted and willing to be surveyed?			
Information	[Type= discrete] [Format=numeric] [Range= 0-98] [Missing=*]		
Statistics [NW/ W]	[Valid=178 /-] [Invalid=4242 /-]		
Value	Label	Cases	Percentage
0	No, I have never had it	0	
1	Yes	158	88.8%
2	No	20	11.2%
3	Yes, but not sure about the exact age	0	
90	I am not sure	0	
93	Prefer not to answer	0	
95	Not had sex with this partner in the last 4 weeks	0	
97	N/A	0	
98	Don't know	0	
Sysmiss		4242	
<i>Warning: these figures indicate the number of cases found in the data file. They cannot be interpreted as summary statistics of the population of interest.</i>			
# ca_refused_attmp4: Did the participant / parent / guardian refused participation?			
Information	[Type= discrete] [Format=numeric] [Range= 0-98] [Missing=*]		
Statistics [NW/ W]	[Valid=23 /-] [Invalid=4397 /-]		
Value	Label	Cases	Percentage
0	No, I have never had it	0	
1	Yes	13	56.5%
2	No	10	43.5%
3	Yes, but not sure about the exact age	0	
90	I am not sure	0	
93	Prefer not to answer	0	
95	Not had sex with this partner in the last 4 weeks	0	
97	N/A	0	
98	Don't know	0	
Sysmiss		4397	
<i>Warning: these figures indicate the number of cases found in the data file. They cannot be interpreted as summary statistics of the population of interest.</i>			
# ca_resch_vsdate_attmp4: Reschedule next visit date			
Information	[Type= discrete] [Format=character] [Missing=*]		
Statistics [NW/ W]	[Valid=10 /-]		
# ca_fieldcomm_attmp4: Comments for Contact attempt			
Information	[Type= discrete] [Format=character] [Missing=*]		
Statistics [NW/ W]	[Valid=502 /-]		
# ca_contact_attmp5: Conducting Contact Attempt			
Information	[Type= discrete] [Format=numeric] [Range= 0-98] [Missing=*]		
Statistics [NW/ W]	[Valid=350 /-] [Invalid=4070 /-]		
Value	Label	Cases	Percentage
0	No, I have never had it	0	
1	Yes	207	59.1%
2	No	143	40.9%
3	Yes, but not sure about the exact age	0	

# ca_contact_attmp5: Conducting Contact Attempt			
Value	Label	Cases	Percentage
90	I am not sure	0	
93	Prefer not to answer	0	
95	Not had sex with this partner in the last 4 weeks	0	
97	N/A	0	
98	Don't know	0	
Sysmiss		4070	
<i>Warning: these figures indicate the number of cases found in the data file. They cannot be interpreted as summary statistics of the population of interest.</i>			
# ca_staffname_attmp5: Staff Member			
Information	[Type= discrete] [Format=character] [Missing=*]		
Statistics [NW/ W]	[Valid=207 /-] [Invalid=0 /-]		
# ca_datetime_attmp5: Attempt Date and Time			
Information	[Type= discrete] [Format=character] [Missing=*]		
Statistics [NW/ W]	[Valid=207 /-]		
# ca_was_contacted_attmp5: Was the participant contacted			
Information	[Type= discrete] [Format=numeric] [Range= 0-98] [Missing=*]		
Statistics [NW/ W]	[Valid=207 /-] [Invalid=4213 /-]		
Value	Label	Cases	Percentage
0	No, I have never had it	0	
1	Yes	74	35.7%
2	No	133	64.3%
3	Yes, but not sure about the exact age	0	
90	I am not sure	0	
93	Prefer not to answer	0	
95	Not had sex with this partner in the last 4 weeks	0	
97	N/A	0	
98	Don't know	0	
Sysmiss		4213	
<i>Warning: these figures indicate the number of cases found in the data file. They cannot be interpreted as summary statistics of the population of interest.</i>			
# ca_was_parenthome_attmp5: Was the participant's parent or guardian at home			
Information	[Type= discrete] [Format=numeric] [Range= 0-98] [Missing=*]		
Statistics [NW/ W]	[Valid=27 /-] [Invalid=4393 /-]		
Value	Label	Cases	Percentage
0	No, I have never had it	0	
1	Yes	21	77.8%
2	No	6	22.2%
3	Yes, but not sure about the exact age	0	
90	I am not sure	0	
93	Prefer not to answer	0	
95	Not had sex with this partner in the last 4 weeks	0	
97	N/A	0	
98	Don't know	0	
Sysmiss		4393	
<i>Warning: these figures indicate the number of cases found in the data file. They cannot be interpreted as summary statistics of the population of interest.</i>			

ca_parental_consent_attmp5: Was parent or guardian willing to give Informed Consent?

Information [Type= discrete] [Format=numeric] [Range= 0-98] [Missing=*]

Statistics [NW/ W] [Valid=20 /-] [Invalid=4400 /-]

Value	Label	Cases	Percentage
0	No, I have never had it	0	
1	Yes	19	95.0%
2	No	1	5.0%
3	Yes, but not sure about the exact age	0	
90	I am not sure	0	
93	Prefer not to answer	0	
95	Not had sex with this partner in the last 4 weeks	0	
97	N/A	0	
98	Don't know	0	
Sysmiss		4400	

Warning: these figures indicate the number of cases found in the data file. They cannot be interpreted as summary statistics of the population of interest.

ca_req_samesex_attmp5: Did the participant asked to be interviewed by a same sex Tracker?

Information [Type= discrete] [Format=numeric] [Range= 0-98] [Missing=*]

Statistics [NW/ W] [Valid=73 /-] [Invalid=4347 /-]

Value	Label	Cases	Percentage
0	No, I have never had it	0	
1	Yes	0	
2	No	73	100.0%
3	Yes, but not sure about the exact age	0	
90	I am not sure	0	
93	Prefer not to answer	0	
95	Not had sex with this partner in the last 4 weeks	0	
97	N/A	0	
98	Don't know	0	
Sysmiss		4347	

Warning: these figures indicate the number of cases found in the data file. They cannot be interpreted as summary statistics of the population of interest.

ca_samesex_reas_attmp5: What is the reason why the participant requested a same sex Tracker?

Information [Type= discrete] [Format=character] [Missing=*]

Statistics [NW/ W] [Valid=0 /-] [Invalid=0 /-]

ca_surveyed_attmp5: Was the participant contacted and willing to be surveyed?

Information [Type= discrete] [Format=numeric] [Range= 0-98] [Missing=*]

Statistics [NW/ W] [Valid=73 /-] [Invalid=4347 /-]

Value	Label	Cases	Percentage
0	No, I have never had it	0	
1	Yes	57	78.1%
2	No	16	21.9%
3	Yes, but not sure about the exact age	0	
90	I am not sure	0	
93	Prefer not to answer	0	
95	Not had sex with this partner in the last 4 weeks	0	
97	N/A	0	

# ca_surveyed_attmp5: Was the participant contacted and willing to be surveyed?			
Value	Label	Cases	Percentage
98	Don't know	0	
Sysmiss		4347	
<i>Warning: these figures indicate the number of cases found in the data file. They cannot be interpreted as summary statistics of the population of interest.</i>			
# ca_refused_attmp5: Did the participant / parent / guardian refused participation?			
Information		[Type= discrete] [Format=numeric] [Range= 0-98] [Missing=*]	
Statistics [NW/ W]		[Valid=17 /-] [Invalid=4403 /-]	
Value	Label	Cases	Percentage
0	No, I have never had it	0	
1	Yes	11	64.7%
2	No	6	35.3%
3	Yes, but not sure about the exact age	0	
90	I am not sure	0	
93	Prefer not to answer	0	
95	Not had sex with this partner in the last 4 weeks	0	
97	N/A	0	
98	Don't know	0	
Sysmiss		4403	
<i>Warning: these figures indicate the number of cases found in the data file. They cannot be interpreted as summary statistics of the population of interest.</i>			
# ca_resch_vsdate_attmp5: Reschedule next visit date			
Information		[Type= discrete] [Format=character] [Missing=*]	
Statistics [NW/ W]		[Valid=2 /-]	
# ca_fieldcomm_attmp5: Comments for Contact attempt			
Information		[Type= discrete] [Format=character] [Missing=*]	
Statistics [NW/ W]		[Valid=199 /-]	
# ca_contact_attmp6: Conducting Contact Attempt			
Information		[Type= discrete] [Format=numeric] [Range= 0-98] [Missing=*]	
Statistics [NW/ W]		[Valid=141 /-] [Invalid=4279 /-]	
Value	Label	Cases	Percentage
0	No, I have never had it	0	
1	Yes	67	47.5%
2	No	74	52.5%
3	Yes, but not sure about the exact age	0	
90	I am not sure	0	
93	Prefer not to answer	0	
95	Not had sex with this partner in the last 4 weeks	0	
97	N/A	0	
98	Don't know	0	
Sysmiss		4279	
<i>Warning: these figures indicate the number of cases found in the data file. They cannot be interpreted as summary statistics of the population of interest.</i>			
# ca_staffname_attmp6: Staff Member			
Information		[Type= discrete] [Format=character] [Missing=*]	
Statistics [NW/ W]		[Valid=67 /-] [Invalid=0 /-]	

# ca_datetime_attmp6: Attempt Date and Time			
Information	[Type= discrete] [Format=character] [Missing=*]		
Statistics [NW/ W]	[Valid=67 /-]		
# ca_was_contacted_attmp6: Was the participant contacted			
Information	[Type= discrete] [Format=numeric] [Range= 0-98] [Missing=*]		
Statistics [NW/ W]	[Valid=67 /-] [Invalid=4353 /-]		
Value	Label	Cases	Percentage
0	No, I have never had it	0	
1	Yes	25	37.3%
2	No	42	62.7%
3	Yes, but not sure about the exact age	0	
90	I am not sure	0	
93	Prefer not to answer	0	
95	Not had sex with this partner in the last 4 weeks	0	
97	N/A	0	
98	Don't know	0	
Sysmiss		4353	
<i>Warning: these figures indicate the number of cases found in the data file. They cannot be interpreted as summary statistics of the population of interest.</i>			
# ca_was_parenthome_attmp6: Was the participant's parent or guardian at home			
Information	[Type= discrete] [Format=numeric] [Range= 0-98] [Missing=*]		
Statistics [NW/ W]	[Valid=8 /-] [Invalid=4412 /-]		
Value	Label	Cases	Percentage
0	No, I have never had it	0	
1	Yes	5	62.5%
2	No	3	37.5%
3	Yes, but not sure about the exact age	0	
90	I am not sure	0	
93	Prefer not to answer	0	
95	Not had sex with this partner in the last 4 weeks	0	
97	N/A	0	
98	Don't know	0	
Sysmiss		4412	
<i>Warning: these figures indicate the number of cases found in the data file. They cannot be interpreted as summary statistics of the population of interest.</i>			
# ca_parental_consent_attmp6: Was parent or guardian willing to give Informed Consent?			
Information	[Type= discrete] [Format=numeric] [Range= 0-98] [Missing=*]		
Statistics [NW/ W]	[Valid=5 /-] [Invalid=4415 /-]		
Value	Label	Cases	Percentage
0	No, I have never had it	0	
1	Yes	5	100.0%
2	No	0	
3	Yes, but not sure about the exact age	0	
90	I am not sure	0	
93	Prefer not to answer	0	
95	Not had sex with this partner in the last 4 weeks	0	
97	N/A	0	

# ca_parental_consent_attmp6: Was parent or guardian willing to give Informed Consent?			
Value	Label	Cases	Percentage
98	Don't know	0	
Sysmiss		4415	
<i>Warning: these figures indicate the number of cases found in the data file. They cannot be interpreted as summary statistics of the population of interest.</i>			
# ca_req_samesex_attmp6: Did the participant asked to be interviewed by a same sex Tracker?			
Information	[Type= discrete] [Format=numeric] [Range= 0-98] [Missing=*]		
Statistics [NW/ W]	[Valid=25 /-] [Invalid=4395 /-]		
Value	Label	Cases	Percentage
0	No, I have never had it	0	
1	Yes	0	
2	No	25	100.0%
3	Yes, but not sure about the exact age	0	
90	I am not sure	0	
93	Prefer not to answer	0	
95	Not had sex with this partner in the last 4 weeks	0	
97	N/A	0	
98	Don't know	0	
Sysmiss		4395	
<i>Warning: these figures indicate the number of cases found in the data file. They cannot be interpreted as summary statistics of the population of interest.</i>			
# ca_samesex_reas_attmp6: What is the reason why the participant requested a same sex Tracker?			
Information	[Type= discrete] [Format=character] [Missing=*]		
Statistics [NW/ W]	[Valid=0 /-] [Invalid=0 /-]		
# ca_surveyed_attmp6: Was the participant contacted and willing to be surveyed?			
Information	[Type= discrete] [Format=numeric] [Range= 0-98] [Missing=*]		
Statistics [NW/ W]	[Valid=25 /-] [Invalid=4395 /-]		
Value	Label	Cases	Percentage
0	No, I have never had it	0	
1	Yes	21	84.0%
2	No	4	16.0%
3	Yes, but not sure about the exact age	0	
90	I am not sure	0	
93	Prefer not to answer	0	
95	Not had sex with this partner in the last 4 weeks	0	
97	N/A	0	
98	Don't know	0	
Sysmiss		4395	
<i>Warning: these figures indicate the number of cases found in the data file. They cannot be interpreted as summary statistics of the population of interest.</i>			
# ca_refused_attmp6: Did the participant / parent / guardian refused participation?			
Information	[Type= discrete] [Format=numeric] [Range= 0-98] [Missing=*]		
Statistics [NW/ W]	[Valid=4 /-] [Invalid=4416 /-]		
Value	Label	Cases	Percentage
0	No, I have never had it	0	
1	Yes	4	100.0%

# ca_refused_attmp6: Did the participant / parent / guardian refused participation?			
Value	Label	Cases	Percentage
2	No	0	
3	Yes, but not sure about the exact age	0	
90	I am not sure	0	
93	Prefer not to answer	0	
95	Not had sex with this partner in the last 4 weeks	0	
97	N/A	0	
98	Don't know	0	
Sysmiss		4416	
<i>Warning: these figures indicate the number of cases found in the data file. They cannot be interpreted as summary statistics of the population of interest.</i>			
# ca_resch_vsdate_attmp6: Reschedule next visit date			
Information	[Type= discrete] [Format=character] [Missing=*]		
Statistics [NW/ W]	[Valid=0 /-]		
# ca_fieldcomm_attmp6: Comments for Contact attempt			
Information	[Type= discrete] [Format=character] [Missing=*]		
Statistics [NW/ W]	[Valid=63 /-]		
# ca_refused_by: Who refuse participation?			
Information	[Type= discrete] [Format=numeric] [Range= 1-96] [Missing=*]		
Statistics [NW/ W]	[Valid=187 /-] [Invalid=4233 /-]		
Value	Label	Cases	Percentage
1	Self	156	83.4%
2	Partner	0	
3	HH Head	8	4.3%
4	BS Owner	3	1.6%
5		19	10.2%
96	Other, specify	1	0.5%
Sysmiss		4233	
<i>Warning: these figures indicate the number of cases found in the data file. They cannot be interpreted as summary statistics of the population of interest.</i>			
# ca_refused_byoth: Specify other person who refused participation:			
Information	[Type= discrete] [Format=character] [Missing=*]		
Statistics [NW/ W]	[Valid=1 /-] [Invalid=0 /-]		
# ca_proj_handover_request: Fieldworker: Request handover of Non			
Information	[Type= discrete] [Format=numeric] [Range= 0-98] [Missing=*]		
Statistics [NW/ W]	[Valid=2092 /-] [Invalid=2328 /-]		
Value	Label	Cases	Percentage
0	No, I have never had it	0	
1	Yes	398	19.0%
2	No	1694	81.0%
3	Yes, but not sure about the exact age	0	
90	I am not sure	0	
93	Prefer not to answer	0	
95	Not had sex with this partner in the last 4 weeks	0	
97	N/A	0	

# ca_proj_handover_request: Fieldworker: Request handover of Non			
Value	Label	Cases	Percentage
98	Don't know	0	
Sysmiss		2328	
<i>Warning: these figures indicate the number of cases found in the data file. They cannot be interpreted as summary statistics of the population of interest.</i>			
# ca_proj_noncontact_reas: Select reason for non			
Information	[Type= discrete] [Format=numeric] [Range= 4-96] [Missing=*]		
Statistics [NW/ W]	[Valid=481 /-] [Invalid=3939 /-]		
Value	Label	Cases	Percentage
4	Not found after 4 attempts	200	41.6%
7	Temporarily away for more than 2 months	31	6.4%
8	Stay in currently Avoided BS/HH	1	0.2%
9	Outmigrated to unknown destination	43	8.9%
11	Out-migrated within PIPSA, but unable to visit	67	13.9%
12	Contacted, but unable to conduct survey after 4x contact attempts	3	0.6%
13	Unable to acquire parental consent after 4x contact visits	2	0.4%
14	Reported to be involved in gang activities	1	0.2%
96	Other, specify	133	27.7%
Sysmiss		3939	
<i>Warning: these figures indicate the number of cases found in the data file. They cannot be interpreted as summary statistics of the population of interest.</i>			
# ca_proj_noncontct_reasoht: Specify other reason for non			
Information	[Type= discrete] [Format=character] [Missing=*]		
Statistics [NW/ W]	[Valid=150 /-]		
# ca_transnotes_proj: Fieldworker: Please provide narrative			
Information	[Type= discrete] [Format=character] [Missing=*]		
Statistics [NW/ W]	[Valid=479 /-]		
# ca_coordn_approval: Was this request for a Non			
Information	[Type= discrete] [Format=numeric] [Range= 1-2] [Missing=*]		
Statistics [NW/ W]	[Valid=390 /-] [Invalid=4030 /-]		
Value	Label	Cases	Percentage
1	Yes, approved	381	97.7%
2	No, denied	9	2.3%
Sysmiss		4030	
<i>Warning: these figures indicate the number of cases found in the data file. They cannot be interpreted as summary statistics of the population of interest.</i>			
# ca_coordn_reject_reas: Why was this request was denied?			
Information	[Type= discrete] [Format=character] [Missing=*]		
Statistics [NW/ W]	[Valid=11 /-] [Invalid=0 /-]		
# ca_premature_comp: Was this a Pre			
Information	[Type= discrete] [Format=numeric] [Range= 0-98] [Missing=*]		
Statistics [NW/ W]	[Valid=1353 /-] [Invalid=3067 /-]		
Value	Label	Cases	Percentage
0	No, I have never had it	0	
1	Yes	722	53.4%

# ca_premature_comp: Was this a Pre			
Value	Label	Cases	Percentage
2	No	631	46.6%
3	Yes, but not sure about the exact age	0	
90	I am not sure	0	
93	Prefer not to answer	0	
95	Not had sex with this partner in the last 4 weeks	0	
97	N/A	0	
98	Don't know	0	
Sysmiss		3067	
<i>Warning: these figures indicate the number of cases found in the data file. They cannot be interpreted as summary statistics of the population of interest.</i>			
# ca_premature_reas: Select reason for pre			
Information	[Type= discrete] [Format=numeric] [Range= 1-96] [Missing=*]		
Statistics [NW/ W]	[Valid=725 /-] [Invalid=3695 /-]		
Value	Label	Cases	Percentage
1	Reported dead?	10	1.4%
2	Outmigrated outside PIPSA	597	82.3%
96	Other, specify	118	16.3%
Sysmiss		3695	
<i>Warning: these figures indicate the number of cases found in the data file. They cannot be interpreted as summary statistics of the population of interest.</i>			
# ca_premature_reasoth: Specify other reason for pre			
Information	[Type= discrete] [Format=character] [Missing=*]		
Statistics [NW/ W]	[Valid=118 /-]		
# ca_visitdate: Visit Date			
Information	[Type= discrete] [Format=character] [Missing=*]		
Statistics [NW/ W]	[Valid=4015 /-]		

File : AHRI.DREAMS.MultiLevel.ExposureToDREAMS.2018.v1

project_id: REDCap Project Identifier

Information [Type= discrete] [Format=numeric] [Range= 380-380] [Missing=*]

Statistics [NW/ W] [Valid=4420 /-] [Invalid=0 /-]

event_id: REDCap Event Identifier

Information [Type= discrete] [Format=numeric] [Range= 1080-1080] [Missing=*]

Statistics [NW/ W] [Valid=4420 /-] [Invalid=0 /-]

cohort: Cohort Description

Information [Type= discrete] [Format=character] [Missing=*]

Statistics [NW/ W] [Valid=4420 /-] [Invalid=0 /-]

round: Round Description

Information [Type= discrete] [Format=character] [Missing=*]

Statistics [NW/ W] [Valid=4420 /-] [Invalid=0 /-]

IntId: Individual ID

Information [Type= continuous] [Format=numeric] [Range= 166-220477] [Missing=*]

Statistics [NW/ W] [Valid=4420 /-] [Invalid=0 /-]

dm_aware_dreams: Have you heard of a program called 'DREAMS'?

Information [Type= discrete] [Format=numeric] [Range= 0-98] [Missing=*]

Statistics [NW/ W] [Valid=3065 /-] [Invalid=1355 /-]

Value	Label	Cases	Percentage
0	No, I have never had it	0	
1	Yes	573	18.7%
2	No	2458	80.2%
3	Yes, but not sure about the exact age	0	
90	I am not sure	0	
93	Prefer not to answer	0	
95	Not had sex with this partner in the last 4 weeks	0	
97	N/A	0	
98	Don't know	34	1.1%
Sysmiss		1355	

Warning: these figures indicate the number of cases found in the data file. They cannot be interpreted as summary statistics of the population of interest.

dm_source_1: From where / how did you hear about DREAMS?

Information [Type= discrete] [Format=numeric] [Range= 1-96] [Missing=*]

Statistics [NW/ W] [Valid=3 /-] [Invalid=4417 /-]

Value	Label	Cases	Percentage
1	Mass media (TV, radio, newspaper)	3	100.0%
2	Social media (web, Facebook, phone apps, email)	0	
3	Word of mouth (a friend, relative, neighbour)	0	
4	School	0	
5	A health facility	0	
6	A community-based or non-governmental organisation	0	
7	A government agency	0	

File : AHRI.DREAMS.MultiLevel.ExposureToDREAMS.2018.v1

dm_source_1: From where / how did you hear about DREAMS?

Value	Label	Cases	Percentage
8	Community health workers	0	
9	Africa Centre roadshow	0	
96	Other	0	
Sysmiss		4417	

Warning: these figures indicate the number of cases found in the data file. They cannot be interpreted as summary statistics of the population of interest.

dm_source_2: From where / how did you hear about DREAMS?

Information	[Type= discrete] [Format=numeric] [Range= 1-96] [Missing=*]
Statistics [NW/ W]	[Valid=1 /-] [Invalid=4419 /-]

Value	Label	Cases	Percentage
1	Mass media (TV, radio, newspaper)	0	
2	Social media (web, Facebook, phone apps, email)	1	100.0%
3	Word of mouth (a friend, relative, neighbour)	0	
4	School	0	
5	A health facility	0	
6	A community-based or non-governmental organisation	0	
7	A government agency	0	
8	Community health workers	0	
9	Africa Centre roadshow	0	
96	Other	0	
Sysmiss		4419	

Warning: these figures indicate the number of cases found in the data file. They cannot be interpreted as summary statistics of the population of interest.

dm_source_3: From where / how did you hear about DREAMS?

Information	[Type= discrete] [Format=numeric] [Range= 1-96] [Missing=*]
Statistics [NW/ W]	[Valid=51 /-] [Invalid=4369 /-]

Value	Label	Cases	Percentage
1	Mass media (TV, radio, newspaper)	0	
2	Social media (web, Facebook, phone apps, email)	0	
3	Word of mouth (a friend, relative, neighbour)	51	100.0%
4	School	0	
5	A health facility	0	
6	A community-based or non-governmental organisation	0	
7	A government agency	0	
8	Community health workers	0	
9	Africa Centre roadshow	0	
96	Other	0	
Sysmiss		4369	

Warning: these figures indicate the number of cases found in the data file. They cannot be interpreted as summary statistics of the population of interest.

dm_source_4: From where / how did you hear about DREAMS?

Information	[Type= discrete] [Format=numeric] [Range= 1-96] [Missing=*]
Statistics [NW/ W]	[Valid=404 /-] [Invalid=4016 /-]

File : AHRI.DREAMS.MultiLevel.ExposureToDREAMS.2018.v1

dm_source_4: From where / how did you hear about DREAMS?

Value	Label	Cases	Percentage
1	Mass media (TV, radio, newspaper)	0	
2	Social media (web, Facebook, phone apps, email)	0	
3	Word of mouth (a friend, relative, neighbour)	0	
4	School	404	100.0%
5	A health facility	0	
6	A community-based or non-governmental organisation	0	
7	A government agency	0	
8	Community health workers	0	
9	Africa Centre roadshow	0	
96	Other	0	
System		4016	

Warning: these figures indicate the number of cases found in the data file. They cannot be interpreted as summary statistics of the population of interest.

dm_source_5: From where / how did you hear about DREAMS?

Value	Label	Cases	Percentage
1	Mass media (TV, radio, newspaper)	0	
2	Social media (web, Facebook, phone apps, email)	0	
3	Word of mouth (a friend, relative, neighbour)	0	
4	School	0	
5	A health facility	7	100.0%
6	A community-based or non-governmental organisation	0	
7	A government agency	0	
8	Community health workers	0	
9	Africa Centre roadshow	0	
96	Other	0	
System		4413	

Warning: these figures indicate the number of cases found in the data file. They cannot be interpreted as summary statistics of the population of interest.

dm_source_6: From where / how did you hear about DREAMS?

Value	Label	Cases	Percentage
1	Mass media (TV, radio, newspaper)	0	
2	Social media (web, Facebook, phone apps, email)	0	
3	Word of mouth (a friend, relative, neighbour)	0	
4	School	0	
5	A health facility	0	
6	A community-based or non-governmental organisation	49	100.0%
7	A government agency	0	
8	Community health workers	0	
9	Africa Centre roadshow	0	
96	Other	0	

File : AHRI.DREAMS.MultiLevel.ExposureToDREAMS.2018.v1

dm_source_6: From where / how did you hear about DREAMS?

Value	Label	Cases	Percentage
Sysmiss		4371	

Warning: these figures indicate the number of cases found in the data file. They cannot be interpreted as summary statistics of the population of interest.

dm_source_7: From where / how did you hear about DREAMS?

Information	[Type= discrete] [Format=numeric] [Range= 1-96] [Missing=*]
Statistics [NW/ W]	[Valid=3 /-] [Invalid=4417 /-]

Value	Label	Cases	Percentage
1	Mass media (TV, radio, newspaper)	0	
2	Social media (web, Facebook, phone apps, email)	0	
3	Word of mouth (a friend, relative, neighbour)	0	
4	School	0	
5	A health facility	0	
6	A community-based or non-governmental organisation	0	
7	A government agency	3	100.0%
8	Community health workers	0	
9	Africa Centre roadshow	0	
96	Other	0	
Sysmiss		4417	

Warning: these figures indicate the number of cases found in the data file. They cannot be interpreted as summary statistics of the population of interest.

dm_source_8: From where / how did you hear about DREAMS?

Information	[Type= discrete] [Format=numeric] [Range= 1-96] [Missing=*]
Statistics [NW/ W]	[Valid=11 /-] [Invalid=4409 /-]

Value	Label	Cases	Percentage
1	Mass media (TV, radio, newspaper)	0	
2	Social media (web, Facebook, phone apps, email)	0	
3	Word of mouth (a friend, relative, neighbour)	0	
4	School	0	
5	A health facility	0	
6	A community-based or non-governmental organisation	0	
7	A government agency	0	
8	Community health workers	11	100.0%
9	Africa Centre roadshow	0	
96	Other	0	
Sysmiss		4409	

Warning: these figures indicate the number of cases found in the data file. They cannot be interpreted as summary statistics of the population of interest.

dm_source_9: From where / how did you hear about DREAMS?

Information	[Type= discrete] [Format=numeric] [Range= 1-96] [Missing=*]
Statistics [NW/ W]	[Valid=26 /-] [Invalid=4394 /-]

Value	Label	Cases	Percentage
1	Mass media (TV, radio, newspaper)	0	
2	Social media (web, Facebook, phone apps, email)	0	
3	Word of mouth (a friend, relative, neighbour)	0	

File : AHRI.DREAMS.MultiLevel.ExposureToDREAMS.2018.v1

dm_source_9: From where / how did you hear about DREAMS?

Value	Label	Cases	Percentage
4	School	0	
5	A health facility	0	
6	A community-based or non-governmental organisation	0	
7	A government agency	0	
8	Community health workers	0	
9	Africa Centre roadshow	26	100.0%
96	Other	0	
Sysmiss		4394	

Warning: these figures indicate the number of cases found in the data file. They cannot be interpreted as summary statistics of the population of interest.

dm_source_96: From where / how did you hear about DREAMS?

Value	Label	Cases	Percentage
1	Mass media (TV, radio, newspaper)	0	
2	Social media (web, Facebook, phone apps, email)	0	
3	Word of mouth (a friend, relative, neighbour)	0	
4	School	0	
5	A health facility	0	
6	A community-based or non-governmental organisation	0	
7	A government agency	0	
8	Community health workers	0	
9	Africa Centre roadshow	0	
96	Other	5	100.0%
Sysmiss		4415	

Warning: these figures indicate the number of cases found in the data file. They cannot be interpreted as summary statistics of the population of interest.

dm_source_other: Other, please specify from where / how did you hear about DREAMS?

Information	[Type= discrete] [Format=character] [Missing=*]
Statistics [NW/ W]	[Valid=5 /-] [Invalid=0 /-]

dm_invited: Have you been invited to participate in any DREAMS activity or service?

Value	Label	Cases	Percentage
0	No, I have never had it	0	
1	Yes	93	16.3%
2	No	479	83.7%
3	Yes, but not sure about the exact age	0	
90	I am not sure	0	
93	Prefer not to answer	0	
95	Not had sex with this partner in the last 4 weeks	0	
97	N/A	0	
98	Don't know	0	

File : AHRI.DREAMS.MultiLevel.ExposureToDREAMS.2018.v1

dm_invited: Have you been invited to participate in any DREAMS activity or service?

Value	Label	Cases	Percentage
Sysmiss		3848	

Warning: these figures indicate the number of cases found in the data file. They cannot be interpreted as summary statistics of the population of interest.

dm_participated: Have you ever participated in any DREAMS activity or service?

Information	[Type= discrete] [Format=numeric] [Range= 0-98] [Missing=*]
Statistics [NW/ W]	[Valid=573 /-] [Invalid=3847 /-]

Value	Label	Cases	Percentage
0	No, I have never had it	0	
1	Yes	96	16.8%
2	No	477	83.2%
3	Yes, but not sure about the exact age	0	
90	I am not sure	0	
93	Prefer not to answer	0	
95	Not had sex with this partner in the last 4 weeks	0	
97	N/A	0	
98	Don't know	0	
Sysmiss		3847	

Warning: these figures indicate the number of cases found in the data file. They cannot be interpreted as summary statistics of the population of interest.

dm_participated_when: If yes, when did you participate?

Information	[Type= continuous] [Format=numeric] [Range= 0-2018] [Missing=*]
Statistics [NW/ W]	[Valid=573 /-] [Invalid=3847 /-]

dm_experience_dreams: What experience(s) have you had with DREAMS?

Information	[Type= discrete] [Format=character] [Missing=*]
Statistics [NW/ W]	[Valid=90 /-]

dm_have_identifier: Do you have a DREAMS identifier? It could be a reference number, ID or code?

Information	[Type= discrete] [Format=numeric] [Range= 0-98] [Missing=*]
Statistics [NW/ W]	[Valid=93 /-] [Invalid=4327 /-]

Value	Label	Cases	Percentage
0	No, I have never had it	0	
1	Yes	8	8.6%
2	No	85	91.4%
3	Yes, but not sure about the exact age	0	
90	I am not sure	0	
93	Prefer not to answer	0	
95	Not had sex with this partner in the last 4 weeks	0	
97	N/A	0	
98	Don't know	0	
Sysmiss		4327	

Warning: these figures indicate the number of cases found in the data file. They cannot be interpreted as summary statistics of the population of interest.

dm_lead_ques_progams1: I am going to ask you about programs for young girls. Many of them are about org

Information	[Type= discrete] [Format=numeric] [Range= 0-98] [Missing=*]
--------------------	---

File : AHRI.DREAMS.MultiLevel.ExposureToDREAMS.2018.v1

dm_lead_ques_programs1: I am going to ask you about programs for young girls. Many of them are about org

Statistics [NW/ W] [Valid=577 /-] [Invalid=3843 /-]

Value	Label	Cases	Percentage
0	No, I have never had it	0	
1	Yes	255	44.2%
2	No	321	55.6%
3	Yes, but not sure about the exact age	0	
90	I am not sure	0	
93	Prefer not to answer	0	
95	Not had sex with this partner in the last 4 weeks	0	
97	N/A	0	
98	Don't know	1	0.2%
Sysmiss		3843	

Warning: these figures indicate the number of cases found in the data file. They cannot be interpreted as summary statistics of the population of interest.

dm_partic_safespace_prog: Did you participate in this service / program? Safe Spaces

Information [Type= discrete] [Format=numeric] [Range= 0-98] [Missing=*]

Statistics [NW/ W] [Valid=578 /-] [Invalid=3842 /-]

Value	Label	Cases	Percentage
0	No, I have never had it	0	
1	Yes	38	6.6%
2	No	540	93.4%
3	Yes, but not sure about the exact age	0	
90	I am not sure	0	
93	Prefer not to answer	0	
95	Not had sex with this partner in the last 4 weeks	0	
97	N/A	0	
98	Don't know	0	
Sysmiss		3842	

Warning: these figures indicate the number of cases found in the data file. They cannot be interpreted as summary statistics of the population of interest.

dm_aware_safespace_prog: Are you aware of the following service / program? Safe Spaces for girls/young wo

Information [Type= discrete] [Format=numeric] [Range= 0-98] [Missing=*]

Statistics [NW/ W] [Valid=540 /-] [Invalid=3880 /-]

Value	Label	Cases	Percentage
0	No, I have never had it	0	
1	Yes	146	27.0%
2	No	392	72.6%
3	Yes, but not sure about the exact age	0	
90	I am not sure	0	
93	Prefer not to answer	0	
95	Not had sex with this partner in the last 4 weeks	0	
97	N/A	0	
98	Don't know	2	0.4%
Sysmiss		3880	

Warning: these figures indicate the number of cases found in the data file. They cannot be interpreted as summary statistics of the population of interest.

File : AHRI.DREAMS.MultiLevel.ExposureToDREAMS.2018.v1

dm_partic_safespace_12mts: Did you participate in this service / program in the last 12 months? Safe Spaces

Information [Type= discrete] [Format=numeric] [Range= 0-98] [Missing=*]

Statistics [NW/ W] [Valid=38 /-] [Invalid=4382 /-]

Value	Label	Cases	Percentage
0	No, I have never had it	0	
1	Yes	18	47.4%
2	No	20	52.6%
3	Yes, but not sure about the exact age	0	
90	I am not sure	0	
93	Prefer not to answer	0	
95	Not had sex with this partner in the last 4 weeks	0	
97	N/A	0	
98	Don't know	0	
System		4382	

Warning: these figures indicate the number of cases found in the data file. They cannot be interpreted as summary statistics of the population of interest.

dm_safespace_wasdreams: Was this a DREAMS service / program? Safe Spaces

Information [Type= discrete] [Format=numeric] [Range= 0-98] [Missing=*]

Statistics [NW/ W] [Valid=18 /-] [Invalid=4402 /-]

Value	Label	Cases	Percentage
0	No, I have never had it	0	
1	Yes	12	66.7%
2	No	6	33.3%
3	Yes, but not sure about the exact age	0	
90	I am not sure	0	
93	Prefer not to answer	0	
95	Not had sex with this partner in the last 4 weeks	0	
97	N/A	0	
98	Don't know	0	
System		4402	

Warning: these figures indicate the number of cases found in the data file. They cannot be interpreted as summary statistics of the population of interest.

dm_org_safespace_prog: Where / from which organisation was it provided? Safe Spaces

Information [Type= discrete] [Format=numeric] [Range= 1-98] [Missing=*]

Statistics [NW/ W] [Valid=17 /-] [Invalid=4403 /-]

Value	Label	Cases	Percentage
1	DoH	2	11.8%
2	Private Doctor	0	
3	Pharmacy	0	
4	Africa Centre / AHRI	0	
5	FHI 360	0	
6	Humana People to People South Africa (HPPSA)	1	5.9%
7	Hope International	0	
8	NACOSA	0	
9	EDI	2	11.8%

File : AHRI.DREAMS.MultiLevel.ExposureToDREAMS.2018.v1

dm_org_safespace_prog: Where / from which organisation was it provided? Safe Spaces

Value	Label	Cases	Percentage
10	Ezibayeni	0	
11	Unyezi	0	
12	Isikondlakondla	2	11.8%
13	MatCH	0	
14	FPD	0	
15	AFSA	0	
16	TB/HIV Care Association	0	
17	DoE	0	
18	Mpilonhle	1	5.9%
19	Star for Life	1	5.9%
96	Other, specify	5	29.4%
98	Don't know	3	17.6%
Sysmiss		4403	

Warning: these figures indicate the number of cases found in the data file. They cannot be interpreted as summary statistics of the population of interest.

dm_org_safespace_oth: Please specify details of the other organization. Safe Spaces

Information	[Type= discrete] [Format=character] [Missing=*]
Statistics [NW/ W]	[Valid=4 /-] [Invalid=0 /-]

dm_partic_mentor_prog: Did you participate in this service / program? Mentor Program

Information	[Type= discrete] [Format=numeric] [Range= 0-98] [Missing=*]
Statistics [NW/ W]	[Valid=576 /-] [Invalid=3844 /-]

Value	Label	Cases	Percentage
0	No, I have never had it	0	
1	Yes	19	3.3%
2	No	557	96.7%
3	Yes, but not sure about the exact age	0	
90	I am not sure	0	
93	Prefer not to answer	0	
95	Not had sex with this partner in the last 4 weeks	0	
97	N/A	0	
98	Don't know	0	
Sysmiss		3844	

Warning: these figures indicate the number of cases found in the data file. They cannot be interpreted as summary statistics of the population of interest.

dm_aware_mentor_prog: Are you aware of the following service / program? Mentor Program

Information	[Type= discrete] [Format=numeric] [Range= 0-98] [Missing=*]
Statistics [NW/ W]	[Valid=557 /-] [Invalid=3863 /-]

Value	Label	Cases	Percentage
0	No, I have never had it	0	
1	Yes	150	26.9%
2	No	405	72.7%
3	Yes, but not sure about the exact age	0	
90	I am not sure	0	

File : AHRI.DREAMS.MultiLevel.ExposureToDREAMS.2018.v1

dm_aware_mentor_prog: Are you aware of the following service / program? Mentor Program

Value	Label	Cases	Percentage
93	Prefer not to answer	0	
95	Not had sex with this partner in the last 4 weeks	0	
97	N/A	0	
98	Don't know	2	0.4%
Sysmiss		3863	

Warning: these figures indicate the number of cases found in the data file. They cannot be interpreted as summary statistics of the population of interest.

dm_partic_mentor_12mts: Did you participate in this service / program in the last 12 months? Mentor Prog

Information	[Type= discrete] [Format=numeric] [Range= 0-98] [Missing=*]
Statistics [NW/ W]	[Valid=19 /-] [Invalid=4401 /-]

Value	Label	Cases	Percentage
0	No, I have never had it	0	
1	Yes	12	63.2%
2	No	7	36.8%
3	Yes, but not sure about the exact age	0	
90	I am not sure	0	
93	Prefer not to answer	0	
95	Not had sex with this partner in the last 4 weeks	0	
97	N/A	0	
98	Don't know	0	
Sysmiss		4401	

Warning: these figures indicate the number of cases found in the data file. They cannot be interpreted as summary statistics of the population of interest.

dm_mentor_wasdreams: Was this a DREAMS service / program? Mentor Program

Information	[Type= discrete] [Format=numeric] [Range= 0-98] [Missing=*]
Statistics [NW/ W]	[Valid=12 /-] [Invalid=4408 /-]

Value	Label	Cases	Percentage
0	No, I have never had it	0	
1	Yes	6	50.0%
2	No	6	50.0%
3	Yes, but not sure about the exact age	0	
90	I am not sure	0	
93	Prefer not to answer	0	
95	Not had sex with this partner in the last 4 weeks	0	
97	N/A	0	
98	Don't know	0	
Sysmiss		4408	

Warning: these figures indicate the number of cases found in the data file. They cannot be interpreted as summary statistics of the population of interest.

dm_org_mentor_prog: Where / from which organisation was it provided? Mentor Program

Information	[Type= discrete] [Format=numeric] [Range= 1-98] [Missing=*]
Statistics [NW/ W]	[Valid=12 /-] [Invalid=4408 /-]

Value	Label	Cases	Percentage
1	DoH	0	

File : AHRI.DREAMS.MultiLevel.ExposureToDREAMS.2018.v1

dm_org_mentor_prog: Where / from which organisation was it provided? Mentor Program

Value	Label	Cases	Percentage
2	Private Doctor	0	
3	Pharmacy	0	
4	Africa Centre / AHRI	0	
5	FHI 360	0	
6	Humana People to People South Africa (HPPSA)	0	
7	Hope International	0	
8	NACOSA	0	
9	EDI	1	8.3%
10	Ezibayeni	0	
11	Unyezi	0	
12	Isikondlakondla	2	16.7%
13	MatCH	0	
14	FPD	0	
15	AFSA	0	
16	TB/HIV Care Association	0	
17	DoE	1	8.3%
18	Mpilonhle	0	
19	Star for Life	1	8.3%
96	Other, specify	5	41.7%
98	Don't know	2	16.7%
Sysmiss		4408	

Warning: these figures indicate the number of cases found in the data file. They cannot be interpreted as summary statistics of the population of interest.

dm_org_mentor_oth: Please specify details of the other organization. Mentor Program

Information	[Type= discrete] [Format=character] [Missing=*]
Statistics [NW/ W]	[Valid=3 /-] [Invalid=0 /-]

dm_partic_socassets_prog: Did you participate in this service / program? Social Assets programs

Information	[Type= discrete] [Format=numeric] [Range= 0-98] [Missing=*]
Statistics [NW/ W]	[Valid=3065 /-] [Invalid=1355 /-]

Value	Label	Cases	Percentage
0	No, I have never had it	0	
1	Yes	50	1.6%
2	No	3014	98.3%
3	Yes, but not sure about the exact age	0	
90	I am not sure	0	
93	Prefer not to answer	1	0.0%
95	Not had sex with this partner in the last 4 weeks	0	
97	N/A	0	
98	Don't know	0	
Sysmiss		1355	

Warning: these figures indicate the number of cases found in the data file. They cannot be interpreted as summary statistics of the population of interest.

dm_aware_socassets_prog: Are you aware of the following service / program? Social Assets programs

Information	[Type= discrete] [Format=numeric] [Range= 0-98] [Missing=*]
--------------------	---

File : AHRI.DREAMS.MultiLevel.ExposureToDREAMS.2018.v1

dm_aware_socassets_prog: Are you aware of the following service / program? Social Assets programs

Statistics [NW/ W] [Valid=3008 /-] [Invalid=1412 /-]

Value	Label	Cases	Percentage
0	No, I have never had it	0	
1	Yes	508	16.9%
2	No	2492	82.8%
3	Yes, but not sure about the exact age	0	
90	I am not sure	0	
93	Prefer not to answer	0	
95	Not had sex with this partner in the last 4 weeks	0	
97	N/A	0	
98	Don't know	8	0.3%
Sysmiss		1412	

Warning: these figures indicate the number of cases found in the data file. They cannot be interpreted as summary statistics of the population of interest.

dm_partic_socassets_12mts: Did you participate in this service / program in the last 12 months? Social Asse

Information [Type= discrete] [Format=numeric] [Range= 0-98] [Missing=*]

Statistics [NW/ W] [Valid=50 /-] [Invalid=4370 /-]

Value	Label	Cases	Percentage
0	No, I have never had it	0	
1	Yes	36	72.0%
2	No	14	28.0%
3	Yes, but not sure about the exact age	0	
90	I am not sure	0	
93	Prefer not to answer	0	
95	Not had sex with this partner in the last 4 weeks	0	
97	N/A	0	
98	Don't know	0	
Sysmiss		4370	

Warning: these figures indicate the number of cases found in the data file. They cannot be interpreted as summary statistics of the population of interest.

dm_socassets_wasdreams: Was this a DREAMS service / program? Social Assets programs

Information [Type= discrete] [Format=numeric] [Range= 0-98] [Missing=*]

Statistics [NW/ W] [Valid=36 /-] [Invalid=4384 /-]

Value	Label	Cases	Percentage
0	No, I have never had it	0	
1	Yes	33	91.7%
2	No	3	8.3%
3	Yes, but not sure about the exact age	0	
90	I am not sure	0	
93	Prefer not to answer	0	
95	Not had sex with this partner in the last 4 weeks	0	
97	N/A	0	
98	Don't know	0	
Sysmiss		4384	

Warning: these figures indicate the number of cases found in the data file. They cannot be interpreted as summary statistics of the population of interest.

File : AHRI.DREAMS.MultiLevel.ExposureToDREAMS.2018.v1

dm_org_socassets_prog: Where / from which organisation was it provided? Social Assets programs

Information [Type= discrete] [Format=numeric] [Range= 1-98] [Missing=*]

Statistics [NW/ W] [Valid=36 /-] [Invalid=4384 /-]

Value	Label	Cases	Percentage
1	DoH	2	5.6%
2	Private Doctor	0	
3	Pharmacy	0	
4	Africa Centre / AHRI	3	8.3%
5	FHI 360	0	
6	Humana People to People South Africa (HPPSA)	0	
7	Hope International	0	
8	NACOSA	0	
9	EDI	3	8.3%
10	Ezibayeni	0	
11	Unyezi	0	
12	Isikondlakondla	1	2.8%
13	MatCH	0	
14	FPD	0	
15	AFSA	0	
16	TB/HIV Care Association	0	
17	DoE	6	16.7%
18	Mpilonhle	2	5.6%
19	Star for Life	3	8.3%
96	Other, specify	4	11.1%
98	Don't know	12	33.3%
Sysmiss		4384	

Warning: these figures indicate the number of cases found in the data file. They cannot be interpreted as summary statistics of the population of interest.

dm_org_socassets_oth: Please specify details of the other organization. Social Assets programs

Information [Type= discrete] [Format=character] [Missing=*]

Statistics [NW/ W] [Valid=2 /-] [Invalid=0 /-]

dm_partic_genorm_prog: Did you participate in this service / program? Gender norms

Information [Type= discrete] [Format=numeric] [Range= 0-98] [Missing=*]

Statistics [NW/ W] [Valid=3064 /-] [Invalid=1356 /-]

Value	Label	Cases	Percentage
0	No, I have never had it	0	
1	Yes	133	4.3%
2	No	2931	95.7%
3	Yes, but not sure about the exact age	0	
90	I am not sure	0	
93	Prefer not to answer	0	
95	Not had sex with this partner in the last 4 weeks	0	
97	N/A	0	
98	Don't know	0	
Sysmiss		1356	

File : AHRI.DREAMS.MultiLevel.ExposureToDREAMS.2018.v1

dm_partic_genorm_prog: Did you participate in this service / program? Gender norms

Warning: these figures indicate the number of cases found in the data file. They cannot be interpreted as summary statistics of the population of interest.

dm_aware_genorm_prog: Are you aware of the following service / program? Gender norms and Violence prev

Information [Type= discrete] [Format=numeric] [Range= 0-98] [Missing=*]

Statistics [NW/ W] [Valid=2925 /-] [Invalid=1495 /-]

Value	Label	Cases	Percentage
0	No, I have never had it	0	
1	Yes	533	18.2%
2	No	2390	81.7%
3	Yes, but not sure about the exact age	0	
90	I am not sure	0	
93	Prefer not to answer	0	
95	Not had sex with this partner in the last 4 weeks	0	
97	N/A	0	
98	Don't know	2	0.1%
Sysmiss		1495	

Warning: these figures indicate the number of cases found in the data file. They cannot be interpreted as summary statistics of the population of interest.

dm_partic_genorm_12mts: Did you participate in this service / program in the last 12 months? Gender norm

Information [Type= discrete] [Format=numeric] [Range= 0-98] [Missing=*]

Statistics [NW/ W] [Valid=133 /-] [Invalid=4287 /-]

Value	Label	Cases	Percentage
0	No, I have never had it	0	
1	Yes	113	85.0%
2	No	20	15.0%
3	Yes, but not sure about the exact age	0	
90	I am not sure	0	
93	Prefer not to answer	0	
95	Not had sex with this partner in the last 4 weeks	0	
97	N/A	0	
98	Don't know	0	
Sysmiss		4287	

Warning: these figures indicate the number of cases found in the data file. They cannot be interpreted as summary statistics of the population of interest.

dm_genorm_wasdreams: Was this a DREAMS service / program? Gender norms

Information [Type= discrete] [Format=numeric] [Range= 0-98] [Missing=*]

Statistics [NW/ W] [Valid=113 /-] [Invalid=4307 /-]

Value	Label	Cases	Percentage
0	No, I have never had it	0	
1	Yes	85	75.2%
2	No	28	24.8%
3	Yes, but not sure about the exact age	0	
90	I am not sure	0	
93	Prefer not to answer	0	
95	Not had sex with this partner in the last 4 weeks	0	

File : AHRI.DREAMS.MultiLevel.ExposureToDREAMS.2018.v1

dm_genorm_wasdreams: Was this a DREAMS service / program? Gender norms

Value	Label	Cases	Percentage
97	N/A	0	
98	Don't know	0	
Sysmiss		4307	

Warning: these figures indicate the number of cases found in the data file. They cannot be interpreted as summary statistics of the population of interest.

dm_org_genorm_prog: Where / from which organisation was it provided? Gender norms

Information	[Type= discrete] [Format=numeric] [Range= 1-98] [Missing=*]
Statistics [NW/ W]	[Valid=113 /-] [Invalid=4307 /-]

Value	Label	Cases	Percentage
1	DoH	4	3.5%
2	Private Doctor	0	
3	Pharmacy	0	
4	Africa Centre / AHRI	2	1.8%
5	FHI 360	0	
6	Humana People to People South Africa (HPPSA)	0	
7	Hope International	0	
8	NACOSA	0	
9	EDI	13	11.5%
10	Ezibayeni	0	
11	Unyezi	0	
12	Isikondlakondla	2	1.8%
13	MatCH	0	
14	FPD	0	
15	AFSA	0	
16	TB/HIV Care Association	0	
17	DoE	53	46.9%
18	Mpilonhle	1	0.9%
19	Star for Life	8	7.1%
96	Other, specify	14	12.4%
98	Don't know	16	14.2%
Sysmiss		4307	

Warning: these figures indicate the number of cases found in the data file. They cannot be interpreted as summary statistics of the population of interest.

dm_org_genorm_oth: Please specify details of the other organization. Gender norms

Information	[Type= discrete] [Format=character] [Missing=*]
Statistics [NW/ W]	[Valid=13 /-] [Invalid=0 /-]

dm_partic_finserv_prog: Did you participate in this service / program? Violence prevention

Information	[Type= discrete] [Format=numeric] [Range= 0-98] [Missing=*]
Statistics [NW/ W]	[Valid=3062 /-] [Invalid=1358 /-]

Value	Label	Cases	Percentage
0	No, I have never had it	0	
1	Yes	159	5.2%
2	No	2903	94.8%

File : AHRI.DREAMS.MultiLevel.ExposureToDREAMS.2018.v1

dm_partic_finserv_prog: Did you participate in this service / program? Violence prevention

Value	Label	Cases	Percentage
3	Yes, but not sure about the exact age	0	
90	I am not sure	0	
93	Prefer not to answer	0	
95	Not had sex with this partner in the last 4 weeks	0	
97	N/A	0	
98	Don't know	0	
Sysmiss		1358	

Warning: these figures indicate the number of cases found in the data file. They cannot be interpreted as summary statistics of the population of interest.

dm_aware_finserv_prog: Are you aware of the following service / program? Violence prevention education

Information	[Type= discrete] [Format=numeric] [Range= 0-98] [Missing=*]
Statistics [NW/ W]	[Valid=2892 /-] [Invalid=1528 /-]

Value	Label	Cases	Percentage
0	No, I have never had it	0	
1	Yes	886	30.6%
2	No	2006	69.4%
3	Yes, but not sure about the exact age	0	
90	I am not sure	0	
93	Prefer not to answer	0	
95	Not had sex with this partner in the last 4 weeks	0	
97	N/A	0	
98	Don't know	0	
Sysmiss		1528	

Warning: these figures indicate the number of cases found in the data file. They cannot be interpreted as summary statistics of the population of interest.

dm_partic_finserv_12mts: Did you participate in this service / program in the last 12 months? Violence pr

Information	[Type= discrete] [Format=numeric] [Range= 0-98] [Missing=*]
Statistics [NW/ W]	[Valid=158 /-] [Invalid=4262 /-]

Value	Label	Cases	Percentage
0	No, I have never had it	0	
1	Yes	126	79.7%
2	No	32	20.3%
3	Yes, but not sure about the exact age	0	
90	I am not sure	0	
93	Prefer not to answer	0	
95	Not had sex with this partner in the last 4 weeks	0	
97	N/A	0	
98	Don't know	0	
Sysmiss		4262	

Warning: these figures indicate the number of cases found in the data file. They cannot be interpreted as summary statistics of the population of interest.

# dm_finserv_wasdreams: Was this a DREAMS service / program? Violence prevention			
Information		[Type= discrete] [Format=numeric] [Range= 0-98] [Missing=*]	
Statistics [NW/ W]		[Valid=127 /-] [Invalid=4293 /-]	
Value	Label	Cases	Percentage
0	No, I have never had it	0	
1	Yes	73	57.5%
2	No	53	41.7%
3	Yes, but not sure about the exact age	0	
90	I am not sure	0	
93	Prefer not to answer	0	
95	Not had sex with this partner in the last 4 weeks	0	
97	N/A	0	
98	Don't know	1	0.8%
Sysmiss		4293	
<i>Warning: these figures indicate the number of cases found in the data file. They cannot be interpreted as summary statistics of the population of interest.</i>			
# dm_org_finserv_prog: Where / from which organisation was it provided? Violence prevention			
Information		[Type= discrete] [Format=numeric] [Range= 1-98] [Missing=*]	
Statistics [NW/ W]		[Valid=125 /-] [Invalid=4295 /-]	
Value	Label	Cases	Percentage
1	DoH	3	2.4%
2	Private Doctor	0	
3	Pharmacy	0	
4	Africa Centre / AHRI	0	
5	FHI 360	0	
6	Humana People to People South Africa (HPPSA)	1	0.8%
7	Hope International	0	
8	NACOSA	0	
9	EDI	3	2.4%
10	Ezibayeni	0	
11	Unyezi	0	
12	Isikondlakondla	2	1.6%
13	MatCH	0	
14	FPD	0	
15	AFSA	0	
16	TB/HIV Care Association	0	
17	DoE	35	28.0%
18	Mpilonhle	0	
19	Star for Life	1	0.8%
96	Other, specify	53	42.4%
98	Don't know	27	21.6%
Sysmiss		4295	
<i>Warning: these figures indicate the number of cases found in the data file. They cannot be interpreted as summary statistics of the population of interest.</i>			
# dm_org_finserv_oth: Please specify details of the other organization. Violence prevention			
Information		[Type= discrete] [Format=character] [Missing=*]	
Statistics [NW/ W]		[Valid=49 /-] [Invalid=0 /-]	

# dm_partic_finskill_prog: Did you participate in this service / program? Financial literacy			
Information		[Type= discrete] [Format=numeric] [Range= 0-98] [Missing=*]	
Statistics [NW/ W]		[Valid=3063 /-] [Invalid=1357 /-]	
Value	Label	Cases	Percentage
0	No, I have never had it	0	
1	Yes	380	12.4%
2	No	2683	87.6%
3	Yes, but not sure about the exact age	0	
90	I am not sure	0	
93	Prefer not to answer	0	
95	Not had sex with this partner in the last 4 weeks	0	
97	N/A	0	
98	Don't know	0	
Sysmiss		1357	
<i>Warning: these figures indicate the number of cases found in the data file. They cannot be interpreted as summary statistics of the population of interest.</i>			
# dm_aware_finskill_prog: Are you aware of the following service / program? Financial literacy training			
Information		[Type= discrete] [Format=numeric] [Range= 0-98] [Missing=*]	
Statistics [NW/ W]		[Valid=2678 /-] [Invalid=1742 /-]	
Value	Label	Cases	Percentage
0	No, I have never had it	0	
1	Yes	845	31.6%
2	No	1827	68.2%
3	Yes, but not sure about the exact age	0	
90	I am not sure	0	
93	Prefer not to answer	0	
95	Not had sex with this partner in the last 4 weeks	0	
97	N/A	0	
98	Don't know	6	0.2%
Sysmiss		1742	
<i>Warning: these figures indicate the number of cases found in the data file. They cannot be interpreted as summary statistics of the population of interest.</i>			
# dm_partic_finskill_12mts: Did you participate in this service / program in the last 12 months? Financial l			
Information		[Type= discrete] [Format=numeric] [Range= 0-98] [Missing=*]	
Statistics [NW/ W]		[Valid=379 /-] [Invalid=4041 /-]	
Value	Label	Cases	Percentage
0	No, I have never had it	0	
1	Yes	284	74.9%
2	No	95	25.1%
3	Yes, but not sure about the exact age	0	
90	I am not sure	0	
93	Prefer not to answer	0	
95	Not had sex with this partner in the last 4 weeks	0	
97	N/A	0	
98	Don't know	0	
Sysmiss		4041	
<i>Warning: these figures indicate the number of cases found in the data file. They cannot be interpreted as summary statistics of the population of interest.</i>			

# dm_finskill_wasdreams: Was this a DREAMS service / program? Financial literacy			
Information		[Type= discrete] [Format=numeric] [Range= 0-98] [Missing=*]	
Statistics [NW/ W]		[Valid=285 /-] [Invalid=4135 /-]	
Value	Label	Cases	Percentage
0	No, I have never had it	0	
1	Yes	118	41.4%
2	No	165	57.9%
3	Yes, but not sure about the exact age	0	
90	I am not sure	0	
93	Prefer not to answer	0	
95	Not had sex with this partner in the last 4 weeks	0	
97	N/A	0	
98	Don't know	2	0.7%
Sysmiss		4135	
<i>Warning: these figures indicate the number of cases found in the data file. They cannot be interpreted as summary statistics of the population of interest.</i>			
# dm_org_finskill_prog: Where / from which organisation was it provided? Financial literacy			
Information		[Type= discrete] [Format=numeric] [Range= 1-98] [Missing=*]	
Statistics [NW/ W]		[Valid=283 /-] [Invalid=4137 /-]	
Value	Label	Cases	Percentage
1	DoH	2	0.7%
2	Private Doctor	0	
3	Pharmacy	0	
4	Africa Centre / AHRI	3	1.1%
5	FHI 360	0	
6	Humana People to People South Africa (HPPSA)	0	
7	Hope International	0	
8	NACOSA	0	
9	EDI	8	2.8%
10	Ezibayeni	0	
11	Unyezi	0	
12	Isikondlakondla	1	0.4%
13	MatCH	0	
14	FPD	0	
15	AFSA	0	
16	TB/HIV Care Association	0	
17	DoE	206	72.8%
18	Mpilonhle	0	
19	Star for Life	4	1.4%
96	Other, specify	36	12.7%
98	Don't know	23	8.1%
Sysmiss		4137	
<i>Warning: these figures indicate the number of cases found in the data file. They cannot be interpreted as summary statistics of the population of interest.</i>			
# dm_org_finskill_oth: Please specify details of the other organization. Financial literacy			
Information		[Type= discrete] [Format=character] [Missing=*]	
Statistics [NW/ W]		[Valid=33 /-] [Invalid=0 /-]	

# dm_partic_parentcare_prog: Did you participate in this service / program? Local program for caregiving			
Information		[Type= discrete] [Format=numeric] [Range= 0-98] [Missing=*]	
Statistics [NW/ W]		[Valid=3065 /-] [Invalid=1355 /-]	
Value	Label	Cases	Percentage
0	No, I have never had it	0	
1	Yes	568	18.5%
2	No	2497	81.5%
3	Yes, but not sure about the exact age	0	
90	I am not sure	0	
93	Prefer not to answer	0	
95	Not had sex with this partner in the last 4 weeks	0	
97	N/A	0	
98	Don't know	0	
Sysmiss		1355	
<i>Warning: these figures indicate the number of cases found in the data file. They cannot be interpreted as summary statistics of the population of interest.</i>			
# dm_aware_parentcare_prog: Are you aware of the following service / program? Local program for caregiving			
Information		[Type= discrete] [Format=numeric] [Range= 0-98] [Missing=*]	
Statistics [NW/ W]		[Valid=2491 /-] [Invalid=1929 /-]	
Value	Label	Cases	Percentage
0	No, I have never had it	0	
1	Yes	548	22.0%
2	No	1935	77.7%
3	Yes, but not sure about the exact age	0	
90	I am not sure	0	
93	Prefer not to answer	0	
95	Not had sex with this partner in the last 4 weeks	0	
97	N/A	0	
98	Don't know	8	0.3%
Sysmiss		1929	
<i>Warning: these figures indicate the number of cases found in the data file. They cannot be interpreted as summary statistics of the population of interest.</i>			
# dm_partic_parentcare_12mts: Did you participate in this service / program in the last 12 months? Local progr			
Information		[Type= discrete] [Format=numeric] [Range= 0-98] [Missing=*]	
Statistics [NW/ W]		[Valid=568 /-] [Invalid=3852 /-]	
Value	Label	Cases	Percentage
0	No, I have never had it	0	
1	Yes	502	88.4%
2	No	66	11.6%
3	Yes, but not sure about the exact age	0	
90	I am not sure	0	
93	Prefer not to answer	0	
95	Not had sex with this partner in the last 4 weeks	0	
97	N/A	0	
98	Don't know	0	
Sysmiss		3852	
<i>Warning: these figures indicate the number of cases found in the data file. They cannot be interpreted as summary statistics of the population of interest.</i>			

# dm_parentcare_wasdreams: Was this a DREAMS service / program? Local program for caregiving			
Information		[Type= discrete] [Format=numeric] [Range= 0-98] [Missing=*]	
Statistics [NW/ W]		[Valid=503 /-] [Invalid=3917 /-]	
Value	Label	Cases	Percentage
0	No, I have never had it	0	
1	Yes	304	60.4%
2	No	195	38.8%
3	Yes, but not sure about the exact age	0	
90	I am not sure	0	
93	Prefer not to answer	0	
95	Not had sex with this partner in the last 4 weeks	0	
97	N/A	0	
98	Don't know	4	0.8%
Sysmiss		3917	
<i>Warning: these figures indicate the number of cases found in the data file. They cannot be interpreted as summary statistics of the population of interest.</i>			
# dm_org_parentcare_prog: Where / from which organisation was it provided? Local program for caregiving			
Information		[Type= discrete] [Format=numeric] [Range= 1-98] [Missing=*]	
Statistics [NW/ W]		[Valid=499 /-] [Invalid=3921 /-]	
Value	Label	Cases	Percentage
1	DoH	11	2.2%
2	Private Doctor	0	
3	Pharmacy	0	
4	Africa Centre / AHRI	2	0.4%
5	FHI 360	0	
6	Humana People to People South Africa (HPPSA)	29	5.8%
7	Hope International	0	
8	NACOSA	0	
9	EDI	7	1.4%
10	Ezibayeni	0	
11	Unyezi	0	
12	Isikondlakondla	6	1.2%
13	MatCH	0	
14	FPD	0	
15	AFSA	0	
16	TB/HIV Care Association	0	
17	DoE	295	59.1%
18	Mpilonhle	2	0.4%
19	Star for Life	45	9.0%
96	Other, specify	83	16.6%
98	Don't know	19	3.8%
Sysmiss		3921	
<i>Warning: these figures indicate the number of cases found in the data file. They cannot be interpreted as summary statistics of the population of interest.</i>			
# dm_org_parentcare_oth: Please specify details of the other organization. Local program for caregiving			
Information		[Type= discrete] [Format=character] [Missing=*]	
Statistics [NW/ W]		[Valid=77 /-] [Invalid=0 /-]	

# dm_partic_schooledu_prog: Did you participate in this service / program? HIV education			
Information		[Type= discrete] [Format=numeric] [Range= 0-98] [Missing=*]	
Statistics [NW/ W]		[Valid=1429 /-] [Invalid=2991 /-]	
Value	Label	Cases	Percentage
0	No, I have never had it	0	
1	Yes	1225	85.7%
2	No	204	14.3%
3	Yes, but not sure about the exact age	0	
90	I am not sure	0	
93	Prefer not to answer	0	
95	Not had sex with this partner in the last 4 weeks	0	
97	N/A	0	
98	Don't know	0	
Sysmiss		2991	
<i>Warning: these figures indicate the number of cases found in the data file. They cannot be interpreted as summary statistics of the population of interest.</i>			
# dm_aware_schooledu_prog: Are you aware of the following service / program? HIV education or Life skills			
Information		[Type= discrete] [Format=numeric] [Range= 0-98] [Missing=*]	
Statistics [NW/ W]		[Valid=203 /-] [Invalid=4217 /-]	
Value	Label	Cases	Percentage
0	No, I have never had it	0	
1	Yes	142	70.0%
2	No	61	30.0%
3	Yes, but not sure about the exact age	0	
90	I am not sure	0	
93	Prefer not to answer	0	
95	Not had sex with this partner in the last 4 weeks	0	
97	N/A	0	
98	Don't know	0	
Sysmiss		4217	
<i>Warning: these figures indicate the number of cases found in the data file. They cannot be interpreted as summary statistics of the population of interest.</i>			
# dm_partic_schooledu_12mts: Did you participate in this service / program in the last 12 months? HIV educati			
Information		[Type= discrete] [Format=numeric] [Range= 0-98] [Missing=*]	
Statistics [NW/ W]		[Valid=1225 /-] [Invalid=3195 /-]	
Value	Label	Cases	Percentage
0	No, I have never had it	0	
1	Yes	1101	89.9%
2	No	124	10.1%
3	Yes, but not sure about the exact age	0	
90	I am not sure	0	
93	Prefer not to answer	0	
95	Not had sex with this partner in the last 4 weeks	0	
97	N/A	0	
98	Don't know	0	
Sysmiss		3195	
<i>Warning: these figures indicate the number of cases found in the data file. They cannot be interpreted as summary statistics of the population of interest.</i>			

# dm_schooledu_wasdreams: Was this a DREAMS service / program? HIV education			
Information		[Type= discrete] [Format=numeric] [Range= 0-98] [Missing=*]	
Statistics [NW/ W]		[Valid=1102 /-] [Invalid=3318 /-]	
Value	Label	Cases	Percentage
0	No, I have never had it	0	
1	Yes	334	30.3%
2	No	759	68.9%
3	Yes, but not sure about the exact age	0	
90	I am not sure	0	
93	Prefer not to answer	0	
95	Not had sex with this partner in the last 4 weeks	0	
97	N/A	0	
98	Don't know	9	0.8%
Sysmiss		3318	
<i>Warning: these figures indicate the number of cases found in the data file. They cannot be interpreted as summary statistics of the population of interest.</i>			
# dm_org_schooledu_prog: Where / from which organisation was it provided? HIV education			
Information		[Type= discrete] [Format=numeric] [Range= 1-98] [Missing=*]	
Statistics [NW/ W]		[Valid=1091 /-] [Invalid=3329 /-]	
Value	Label	Cases	Percentage
1	DoH	49	4.5%
2	Private Doctor	0	
3	Pharmacy	0	
4	Africa Centre / AHRI	49	4.5%
5	FHI 360	0	
6	Humana People to People South Africa (HPPSA)	0	
7	Hope International	0	
8	NACOSA	0	
9	EDI	1	0.1%
10	Ezibayeni	0	
11	Unyezi	0	
12	Isikondlakondla	0	
13	MatCH	0	
14	FPD	0	
15	AFSA	0	
16	TB/HIV Care Association	0	
17	DoE	963	88.3%
18	Mpilonhle	11	1.0%
19	Star for Life	4	0.4%
96	Other, specify	2	0.2%
98	Don't know	12	1.1%
Sysmiss		3329	
<i>Warning: these figures indicate the number of cases found in the data file. They cannot be interpreted as summary statistics of the population of interest.</i>			
# dm_org_schooledu_oth: Please specify details of the other organization. HIV education			
Information		[Type= discrete] [Format=character] [Missing=*]	
Statistics [NW/ W]		[Valid=2 /-] [Invalid=0 /-]	

dr_lead_ques_programs2: I am going to ask you questions about the different types of HIV testing program

Information	[Type= discrete] [Format=numeric] [Range= 0-98] [Missing=*]
Statistics [NW/ W]	[Valid=3061 /-] [Invalid=1359 /-]

Value	Label	Cases	Percentage
0	No, I have never had it	0	
1	Yes	2824	92.3%
2	No	230	7.5%
3	Yes, but not sure about the exact age	0	
90	I am not sure	0	
93	Prefer not to answer	4	0.1%
95	Not had sex with this partner in the last 4 weeks	0	
97	N/A	0	
98	Don't know	3	0.1%
Sysmiss		1359	

Warning: these figures indicate the number of cases found in the data file. They cannot be interpreted as summary statistics of the population of interest.

dm_partic_facbase_prog: Did you participate in this service / program? Facility based (PITC, VTC): where

Information	[Type= discrete] [Format=numeric] [Range= 0-98] [Missing=*]
Statistics [NW/ W]	[Valid=3060 /-] [Invalid=1360 /-]

Value	Label	Cases	Percentage
0	No, I have never had it	0	
1	Yes	1911	62.5%
2	No	1148	37.5%
3	Yes, but not sure about the exact age	0	
90	I am not sure	0	
93	Prefer not to answer	1	0.0%
95	Not had sex with this partner in the last 4 weeks	0	
97	N/A	0	
98	Don't know	0	
Sysmiss		1360	

Warning: these figures indicate the number of cases found in the data file. They cannot be interpreted as summary statistics of the population of interest.

dm_aware_facbase_prog: Are you aware of the following service / program? Facility based (PITC, VTC): wh

Information	[Type= discrete] [Format=numeric] [Range= 0-98] [Missing=*]
Statistics [NW/ W]	[Valid=1147 /-] [Invalid=3273 /-]

Value	Label	Cases	Percentage
0	No, I have never had it	0	
1	Yes	1086	94.7%
2	No	61	5.3%
3	Yes, but not sure about the exact age	0	
90	I am not sure	0	
93	Prefer not to answer	0	
95	Not had sex with this partner in the last 4 weeks	0	
97	N/A	0	
98	Don't know	0	
Sysmiss		3273	

Warning: these figures indicate the number of cases found in the data file. They cannot be interpreted as summary statistics of the population of interest.

# dm_partic_facbase_12mts: Did you participate in this service / program in the last 12 months? Facility ba			
Information		[Type= discrete] [Format=numeric] [Range= 0-98] [Missing=*]	
Statistics [NW/ W]		[Valid=1909 /-] [Invalid=2511 /-]	
Value	Label	Cases	Percentage
0	No, I have never had it	0	
1	Yes	1129	59.1%
2	No	779	40.8%
3	Yes, but not sure about the exact age	0	
90	I am not sure	0	
93	Prefer not to answer	1	0.1%
95	Not had sex with this partner in the last 4 weeks	0	
97	N/A	0	
98	Don't know	0	
Sysmiss		2511	
<i>Warning: these figures indicate the number of cases found in the data file. They cannot be interpreted as summary statistics of the population of interest.</i>			
# dm_facbase_wasdreams: Was this a DREAMS service / program? Facility based (PITC, VTC): where testing w			
Information		[Type= discrete] [Format=numeric] [Range= 0-98] [Missing=*]	
Statistics [NW/ W]		[Valid=1129 /-] [Invalid=3291 /-]	
Value	Label	Cases	Percentage
0	No, I have never had it	0	
1	Yes	374	33.1%
2	No	755	66.9%
3	Yes, but not sure about the exact age	0	
90	I am not sure	0	
93	Prefer not to answer	0	
95	Not had sex with this partner in the last 4 weeks	0	
97	N/A	0	
98	Don't know	0	
Sysmiss		3291	
<i>Warning: these figures indicate the number of cases found in the data file. They cannot be interpreted as summary statistics of the population of interest.</i>			
# dm_org_facbase_prog: Where / from which organisation was it provided? Facility based (PITC, VTC): whe			
Information		[Type= discrete] [Format=numeric] [Range= 1-98] [Missing=*]	
Statistics [NW/ W]		[Valid=1132 /-] [Invalid=3288 /-]	
Value	Label	Cases	Percentage
1	DoH	986	87.1%
2	Private Doctor	13	1.1%
3	Pharmacy	1	0.1%
4	Africa Centre / AHRI	90	8.0%
5	FHI 360	1	0.1%
6	Humana People to People South Africa (HPPSA)	1	0.1%
7	Hope International	0	
8	NACOSA	0	
9	EDI	0	
10	Ezibayeni	0	
11	Unyezi	0	

dm_org_facbase_prog: Where / from which organisation was it provided? Facility based (PITC, VTC): whe

Value	Label	Cases	Percentage
12	Isikondlakondla	1	0.1%
13	MatCH	0	
14	FPD	0	
15	AFSA	0	
16	TB/HIV Care Association	0	
17	DoE	13	1.1%
18	Mpilonhle	3	0.3%
19	Star for Life	0	
96	Other, specify	9	0.8%
98	Don't know	14	1.2%
Sysmiss		3288	

Warning: these figures indicate the number of cases found in the data file. They cannot be interpreted as summary statistics of the population of interest.

dm_org_facbase_oth: Please specify details of the other organization. Facility based (PITC, VTC): wh

Information	[Type= discrete] [Format=character] [Missing=*]
--------------------	---

Statistics [NW/ W]	[Valid=8 /-] [Invalid=0 /-]
---------------------------	-----------------------------

dm_partic_hivtest_prog: Did you participate in this service / program? Facility based HIV testing

Information	[Type= discrete] [Format=numeric] [Range= 0-98] [Missing=*]
--------------------	---

Statistics [NW/ W]	[Valid=3061 /-] [Invalid=1359 /-]
---------------------------	-----------------------------------

Value	Label	Cases	Percentage
0	No, I have never had it	0	
1	Yes	1355	44.3%
2	No	1705	55.7%
3	Yes, but not sure about the exact age	0	
90	I am not sure	0	
93	Prefer not to answer	1	0.0%
95	Not had sex with this partner in the last 4 weeks	0	
97	N/A	0	
98	Don't know	0	
Sysmiss		1359	

Warning: these figures indicate the number of cases found in the data file. They cannot be interpreted as summary statistics of the population of interest.

dm_aware_hivtest_prog: Are you aware of the following service / program? Facility based HIV testing

Information	[Type= discrete] [Format=numeric] [Range= 0-98] [Missing=*]
--------------------	---

Statistics [NW/ W]	[Valid=1701 /-] [Invalid=2719 /-]
---------------------------	-----------------------------------

Value	Label	Cases	Percentage
0	No, I have never had it	0	
1	Yes	1542	90.7%
2	No	159	9.3%
3	Yes, but not sure about the exact age	0	
90	I am not sure	0	
93	Prefer not to answer	0	
95	Not had sex with this partner in the last 4 weeks	0	
97	N/A	0	
98	Don't know	0	

# dm_aware_hivtest_prog: Are you aware of the following service / program? Facility based HIV testing			
Value	Label	Cases	Percentage
Systemmiss		2719	
<i>Warning: these figures indicate the number of cases found in the data file. They cannot be interpreted as summary statistics of the population of interest.</i>			
# dm_partic_hivtest_12mts: Did you participate in this service / program in the last 12 months? Facility ba			
Information		[Type= discrete] [Format=numeric] [Range= 0-98] [Missing=*]	
Statistics [NW/ W]		[Valid=1355 /-] [Invalid=3065 /-]	
Value	Label	Cases	Percentage
0	No, I have never had it	0	
1	Yes	957	70.6%
2	No	398	29.4%
3	Yes, but not sure about the exact age	0	
90	I am not sure	0	
93	Prefer not to answer	0	
95	Not had sex with this partner in the last 4 weeks	0	
97	N/A	0	
98	Don't know	0	
Systemmiss		3065	
<i>Warning: these figures indicate the number of cases found in the data file. They cannot be interpreted as summary statistics of the population of interest.</i>			
# dm_hivtest_wasdreams: Was this a DREAMS service / program? Facility based HIV testing			
Information		[Type= discrete] [Format=numeric] [Range= 0-98] [Missing=*]	
Statistics [NW/ W]		[Valid=957 /-] [Invalid=3463 /-]	
Value	Label	Cases	Percentage
0	No, I have never had it	0	
1	Yes	246	25.7%
2	No	709	74.1%
3	Yes, but not sure about the exact age	0	
90	I am not sure	0	
93	Prefer not to answer	0	
95	Not had sex with this partner in the last 4 weeks	0	
97	N/A	0	
98	Don't know	2	0.2%
Systemmiss		3463	
<i>Warning: these figures indicate the number of cases found in the data file. They cannot be interpreted as summary statistics of the population of interest.</i>			
# dm_org_hivtest_prog: Where / from which organisation was it provided? Facility based HIV testing			
Information		[Type= discrete] [Format=numeric] [Range= 1-98] [Missing=*]	
Statistics [NW/ W]		[Valid=951 /-] [Invalid=3469 /-]	
Value	Label	Cases	Percentage
1	DoH	94	9.9%
2	Private Doctor	2	0.2%
3	Pharmacy	1	0.1%
4	Africa Centre / AHRI	782	82.2%
5	FHI 360	1	0.1%
6	Humana People to People South Africa (HPPSA)	2	0.2%
7	Hope International	0	

# dm_org_hivtest_prog: Where / from which organisation was it provided? Facility based HIV testing			
Value	Label	Cases	Percentage
8	NACOSA	0	
9	EDI	2	0.2%
10	Ezibayeni	0	
11	Unyezi	0	
12	Isikondlakondla	1	0.1%
13	MatCH	0	
14	FPD	0	
15	AFSA	0	
16	TB/HIV Care Association	0	
17	DoE	5	0.5%
18	Mpilonhle	11	1.2%
19	Star for Life	0	
96	Other, specify	35	3.7%
98	Don't know	15	1.6%
Sysmiss		3469	
<i>Warning: these figures indicate the number of cases found in the data file. They cannot be interpreted as summary statistics of the population of interest.</i>			
# dm_org_hivtest_oth: Please specify details of the other organization. Facility based HIV testing			
Information	[Type= discrete] [Format=character] [Missing=*]		
Statistics [NW/ W]	[Valid=33 /-] [Invalid=0 /-]		
# dm_partic_partest_prog: Did you participate in this service / program? Partner testing			
Information	[Type= discrete] [Format=numeric] [Range= 0-98] [Missing=*]		
Statistics [NW/ W]	[Valid=3063 /-] [Invalid=1357 /-]		
Value	Label	Cases	Percentage
0	No, I have never had it	0	
1	Yes	280	9.1%
2	No	2783	90.9%
3	Yes, but not sure about the exact age	0	
90	I am not sure	0	
93	Prefer not to answer	0	
95	Not had sex with this partner in the last 4 weeks	0	
97	N/A	0	
98	Don't know	0	
Sysmiss		1357	
<i>Warning: these figures indicate the number of cases found in the data file. They cannot be interpreted as summary statistics of the population of interest.</i>			
# dm_aware_partest_prog: Are you aware of the following service / program? Partner testing			
Information	[Type= discrete] [Format=numeric] [Range= 0-98] [Missing=*]		
Statistics [NW/ W]	[Valid=2782 /-] [Invalid=1638 /-]		
Value	Label	Cases	Percentage
0	No, I have never had it	0	
1	Yes	1997	71.8%
2	No	776	27.9%
3	Yes, but not sure about the exact age	0	
90	I am not sure	0	

# dm_aware_partest_prog: Are you aware of the following service / program? Partner testing			
Value	Label	Cases	Percentage
93	Prefer not to answer	0	
95	Not had sex with this partner in the last 4 weeks	0	
97	N/A	0	
98	Don't know	9	0.3%
Sysmiss		1638	
<i>Warning: these figures indicate the number of cases found in the data file. They cannot be interpreted as summary statistics of the population of interest.</i>			
# dm_partic_partest_12mts: Did you participate in this service / program in the last 12 months? Partner tes			
Information		[Type= discrete] [Format=numeric] [Range= 0-98] [Missing=*]	
Statistics [NW/ W]		[Valid=280 /-] [Invalid=4140 /-]	
Value	Label	Cases	Percentage
0	No, I have never had it	0	
1	Yes	187	66.8%
2	No	93	33.2%
3	Yes, but not sure about the exact age	0	
90	I am not sure	0	
93	Prefer not to answer	0	
95	Not had sex with this partner in the last 4 weeks	0	
97	N/A	0	
98	Don't know	0	
Sysmiss		4140	
<i>Warning: these figures indicate the number of cases found in the data file. They cannot be interpreted as summary statistics of the population of interest.</i>			
# dm_partest_wasdreams: Was this a DREAMS service / program? Partner testing			
Information		[Type= discrete] [Format=numeric] [Range= 0-98] [Missing=*]	
Statistics [NW/ W]		[Valid=187 /-] [Invalid=4233 /-]	
Value	Label	Cases	Percentage
0	No, I have never had it	0	
1	Yes	73	39.0%
2	No	113	60.4%
3	Yes, but not sure about the exact age	0	
90	I am not sure	0	
93	Prefer not to answer	0	
95	Not had sex with this partner in the last 4 weeks	0	
97	N/A	0	
98	Don't know	1	0.5%
Sysmiss		4233	
<i>Warning: these figures indicate the number of cases found in the data file. They cannot be interpreted as summary statistics of the population of interest.</i>			
# dm_org_partest_prog: Where / from which organisation was it provided? Partner testing			
Information		[Type= discrete] [Format=numeric] [Range= 1-98] [Missing=*]	
Statistics [NW/ W]		[Valid=186 /-] [Invalid=4234 /-]	
Value	Label	Cases	Percentage
1	DoH	168	90.3%
2	Private Doctor	7	3.8%
3	Pharmacy	2	1.1%

# dm_org_partest_prog: Where / from which organisation was it provided? Partner testing			
Value	Label	Cases	Percentage
4	Africa Centre / AHRI	5	2.7%
5	FHI 360	0	
6	Humana People to People South Africa (HPPSA)	1	0.5%
7	Hope International	0	
8	NACOSA	0	
9	EDI	0	
10	Ezibayeni	0	
11	Unyezi	0	
12	Isikondlakondla	0	
13	MatCH	0	
14	FPD	0	
15	AFSA	0	
16	TB/HIV Care Association	0	
17	DoE	0	
18	Mpilonhle	0	
19	Star for Life	0	
96	Other, specify	0	
98	Don't know	3	1.6%
Sysmiss		4234	
<i>Warning: these figures indicate the number of cases found in the data file. They cannot be interpreted as summary statistics of the population of interest.</i>			
# dm_org_partest_oth: Please specify details of the other organization. Partner testing			
Information	[Type= discrete] [Format=character] [Missing=*]		
Statistics [NW/ W]	[Valid=0 /-] [Invalid=0 /-]		
# dm_partic_selftest_prog: Did you participate in this service / program? HIV Self testing			
Information	[Type= discrete] [Format=numeric] [Range= 0-98] [Missing=*]		
Statistics [NW/ W]	[Valid=3064 /-] [Invalid=1356 /-]		
Value	Label	Cases	Percentage
0	No, I have never had it	0	
1	Yes	105	3.4%
2	No	2959	96.6%
3	Yes, but not sure about the exact age	0	
90	I am not sure	0	
93	Prefer not to answer	0	
95	Not had sex with this partner in the last 4 weeks	0	
97	N/A	0	
98	Don't know	0	
Sysmiss		1356	
<i>Warning: these figures indicate the number of cases found in the data file. They cannot be interpreted as summary statistics of the population of interest.</i>			
# dm_aware_selftest_prog: Are you aware of the following service / program? HIV Self testing			
Information	[Type= discrete] [Format=numeric] [Range= 0-98] [Missing=*]		
Statistics [NW/ W]	[Valid=2954 /-] [Invalid=1466 /-]		
Value	Label	Cases	Percentage
0	No, I have never had it	0	

# dm_aware_selftest_prog: Are you aware of the following service / program? HIV Self testing			
Value	Label	Cases	Percentage
1	Yes	963	32.6%
2	No	1958	66.3%
3	Yes, but not sure about the exact age	0	
90	I am not sure	0	
93	Prefer not to answer	0	
95	Not had sex with this partner in the last 4 weeks	0	
97	N/A	0	
98	Don't know	33	1.1%
Sysmiss		1466	
<i>Warning: these figures indicate the number of cases found in the data file. They cannot be interpreted as summary statistics of the population of interest.</i>			
# dm_partic_selftest_12mts: Did you participate in this service / program in the last 12 months? HIV Self te			
Information		[Type= discrete] [Format=numeric] [Range= 0-98] [Missing=*]	
Statistics [NW/ W]		[Valid=105 /-] [Invalid=4315 /-]	
Value	Label	Cases	Percentage
0	No, I have never had it	0	
1	Yes	94	89.5%
2	No	11	10.5%
3	Yes, but not sure about the exact age	0	
90	I am not sure	0	
93	Prefer not to answer	0	
95	Not had sex with this partner in the last 4 weeks	0	
97	N/A	0	
98	Don't know	0	
Sysmiss		4315	
<i>Warning: these figures indicate the number of cases found in the data file. They cannot be interpreted as summary statistics of the population of interest.</i>			
# dm_selftest_wasdreams: Was this a DREAMS service / program? HIV Self testing			
Information		[Type= discrete] [Format=numeric] [Range= 0-98] [Missing=*]	
Statistics [NW/ W]		[Valid=94 /-] [Invalid=4326 /-]	
Value	Label	Cases	Percentage
0	No, I have never had it	0	
1	Yes	75	79.8%
2	No	19	20.2%
3	Yes, but not sure about the exact age	0	
90	I am not sure	0	
93	Prefer not to answer	0	
95	Not had sex with this partner in the last 4 weeks	0	
97	N/A	0	
98	Don't know	0	
Sysmiss		4326	
<i>Warning: these figures indicate the number of cases found in the data file. They cannot be interpreted as summary statistics of the population of interest.</i>			
# dm_org_selftest_prog: Where / from which organisation was it provided? HIV Self testing			
Information		[Type= discrete] [Format=numeric] [Range= 1-98] [Missing=*]	
Statistics [NW/ W]		[Valid=94 /-] [Invalid=4326 /-]	

dm_org_selftest_prog: Where / from which organisation was it provided? HIV Self testing

Value	Label	Cases	Percentage
1	DoH	62	66.0%
2	Private Doctor	1	1.1%
3	Pharmacy	11	11.7%
4	Africa Centre / AHRI	9	9.6%
5	FHI 360	0	
6	Humana People to People South Africa (HPPSA)	1	1.1%
7	Hope International	0	
8	NACOSA	0	
9	EDI	0	
10	Ezibayeni	0	
11	Unyezi	0	
12	Isikondlakondla	0	
13	MatCH	0	
14	FPD	0	
15	AFSA	0	
16	TB/HIV Care Association	0	
17	DoE	2	2.1%
18	Mpilonhle	0	
19	Star for Life	0	
96	Other, specify	7	7.4%
98	Don't know	1	1.1%
Sysmiss		4326	

Warning: these figures indicate the number of cases found in the data file. They cannot be interpreted as summary statistics of the population of interest.

dm_org_selftest_oth: Please specify details of the other organization. HIV Self testing

Information	[Type= discrete] [Format=character] [Missing=*]
Statistics [NW/ W]	[Valid=4 /-]

dm_partic_maletest_prog: Did you participate in this service / program? Services/programs for males - Twi

Information	[Type= discrete] [Format=numeric] [Range= 0-98] [Missing=*]
Statistics [NW/ W]	[Valid=2484 /-] [Invalid=1936 /-]

Value	Label	Cases	Percentage
0	No, I have never had it	0	
1	Yes	59	2.4%
2	No	2425	97.6%
3	Yes, but not sure about the exact age	0	
90	I am not sure	0	
93	Prefer not to answer	0	
95	Not had sex with this partner in the last 4 weeks	0	
97	N/A	0	
98	Don't know	0	
Sysmiss		1936	

Warning: these figures indicate the number of cases found in the data file. They cannot be interpreted as summary statistics of the population of interest.

dm_aware_maletest_prog: Are you aware of the following service / program? Services/programs for males -

Information	[Type= discrete] [Format=numeric] [Range= 0-98] [Missing=*]
--------------------	---

dm_aware_maletest_prog: Are you aware of the following service / program? Services/programs for males -

Statistics [NW/ W] [Valid=2424 /-] [Invalid=1996 /-]

Value	Label	Cases	Percentage
0	No, I have never had it	0	
1	Yes	492	20.3%
2	No	1862	76.8%
3	Yes, but not sure about the exact age	0	
90	I am not sure	0	
93	Prefer not to answer	0	
95	Not had sex with this partner in the last 4 weeks	0	
97	N/A	0	
98	Don't know	70	2.9%
Sysmiss		1996	

Warning: these figures indicate the number of cases found in the data file. They cannot be interpreted as summary statistics of the population of interest.

dm_partic_maletest_12mts: Did you participate in this service / program in the last 12 months? Services/pr

Information [Type= discrete] [Format=numeric] [Range= 0-98] [Missing=*]

Statistics [NW/ W] [Valid=59 /-] [Invalid=4361 /-]

Value	Label	Cases	Percentage
0	No, I have never had it	0	
1	Yes	39	66.1%
2	No	20	33.9%
3	Yes, but not sure about the exact age	0	
90	I am not sure	0	
93	Prefer not to answer	0	
95	Not had sex with this partner in the last 4 weeks	0	
97	N/A	0	
98	Don't know	0	
Sysmiss		4361	

Warning: these figures indicate the number of cases found in the data file. They cannot be interpreted as summary statistics of the population of interest.

dm_maletest_wasdreams: Was this a DREAMS service / program? Services/programs for males - Twilight HIV

Information [Type= discrete] [Format=numeric] [Range= 0-98] [Missing=*]

Statistics [NW/ W] [Valid=40 /-] [Invalid=4380 /-]

Value	Label	Cases	Percentage
0	No, I have never had it	0	
1	Yes	14	35.0%
2	No	22	55.0%
3	Yes, but not sure about the exact age	0	
90	I am not sure	0	
93	Prefer not to answer	0	
95	Not had sex with this partner in the last 4 weeks	0	
97	N/A	0	
98	Don't know	4	10.0%
Sysmiss		4380	

Warning: these figures indicate the number of cases found in the data file. They cannot be interpreted as summary statistics of the population of interest.

# dm_org_maletest_prog: Where / from which organisation was it provided? Services/programs for males - T			
Information	[Type= discrete] [Format=numeric] [Range= 1-98] [Missing=*]		
Statistics [NW/ W]	[Valid=35 /-] [Invalid=4385 /-]		
Value	Label	Cases	Percentage
1	DoH	6	17.1%
2	Private Doctor	1	2.9%
3	Pharmacy	0	
4	Africa Centre / AHRI	3	8.6%
5	FHI 360	0	
6	Humana People to People South Africa (HPPSA)	0	
7	Hope International	0	
8	NACOSA	0	
9	EDI	0	
10	Ezibayeni	0	
11	Unyezi	0	
12	Isikondlakondla	0	
13	MatCH	0	
14	FPD	0	
15	AFSA	0	
16	TB/HIV Care Association	0	
17	DoE	1	2.9%
18	Mpilonhle	1	2.9%
19	Star for Life	0	
96	Other, specify	16	45.7%
98	Don't know	7	20.0%
Sysmiss		4385	
<i>Warning: these figures indicate the number of cases found in the data file. They cannot be interpreted as summary statistics of the population of interest.</i>			
# dm_org_maletest_oth: Please specify details of the other organization. Services/programs for males -			
Information	[Type= discrete] [Format=character] [Missing=*]		
Statistics [NW/ W]	[Valid=15 /-] [Invalid=0 /-]		
# dm_partic_malecircum_prog: Did you participate in this service / program? Male circumcision (voluntary medi			
Information	[Type= discrete] [Format=numeric] [Range= 0-98] [Missing=*]		
Statistics [NW/ W]	[Valid=2482 /-] [Invalid=1938 /-]		
Value	Label	Cases	Percentage
0	No, I have never had it	0	
1	Yes	1417	57.1%
2	No	1065	42.9%
3	Yes, but not sure about the exact age	0	
90	I am not sure	0	
93	Prefer not to answer	0	
95	Not had sex with this partner in the last 4 weeks	0	
97	N/A	0	
98	Don't know	0	
Sysmiss		1938	
<i>Warning: these figures indicate the number of cases found in the data file. They cannot be interpreted as summary statistics of the population of interest.</i>			

# dm_aware_malecircum_prog: Are you aware of the following service / program? Male circumcision (voluntary m			
Information	[Type= discrete] [Format=numeric] [Range= 0-98] [Missing=*]		
Statistics [NW/ W]	[Valid=1067 /-] [Invalid=3353 /-]		
Value	Label	Cases	Percentage
0	No, I have never had it	0	
1	Yes	1035	97.0%
2	No	32	3.0%
3	Yes, but not sure about the exact age	0	
90	I am not sure	0	
93	Prefer not to answer	0	
95	Not had sex with this partner in the last 4 weeks	0	
97	N/A	0	
98	Don't know	0	
Sysmiss		3353	
<i>Warning: these figures indicate the number of cases found in the data file. They cannot be interpreted as summary statistics of the population of interest.</i>			
# dm_partic_malecircum_12mts: Did you participate in this service / program in the last 12 months? Male circum			
Information	[Type= discrete] [Format=numeric] [Range= 0-98] [Missing=*]		
Statistics [NW/ W]	[Valid=1415 /-] [Invalid=3005 /-]		
Value	Label	Cases	Percentage
0	No, I have never had it	0	
1	Yes	643	45.4%
2	No	772	54.6%
3	Yes, but not sure about the exact age	0	
90	I am not sure	0	
93	Prefer not to answer	0	
95	Not had sex with this partner in the last 4 weeks	0	
97	N/A	0	
98	Don't know	0	
Sysmiss		3005	
<i>Warning: these figures indicate the number of cases found in the data file. They cannot be interpreted as summary statistics of the population of interest.</i>			
# dm_malecircum_wasdreams: Was this a DREAMS service / program? Male circumcision (voluntary medical circum			
Information	[Type= discrete] [Format=numeric] [Range= 0-98] [Missing=*]		
Statistics [NW/ W]	[Valid=643 /-] [Invalid=3777 /-]		
Value	Label	Cases	Percentage
0	No, I have never had it	0	
1	Yes	319	49.6%
2	No	320	49.8%
3	Yes, but not sure about the exact age	0	
90	I am not sure	0	
93	Prefer not to answer	0	
95	Not had sex with this partner in the last 4 weeks	0	
97	N/A	0	
98	Don't know	4	0.6%
Sysmiss		3777	
<i>Warning: these figures indicate the number of cases found in the data file. They cannot be interpreted as summary statistics of the population of interest.</i>			

# dm_org_malecircum_prog: Where / from which organisation was it provided? Male circumcision (voluntary me			
Information	[Type= discrete] [Format=numeric] [Range= 1-98] [Missing=*]		
Statistics [NW/ W]	[Valid=638 /-] [Invalid=3782 /-]		
Value	Label	Cases	Percentage
1	DoH	463	72.6%
2	Private Doctor	12	1.9%
3	Pharmacy	0	
4	Africa Centre / AHRI	8	1.3%
5	FHI 360	0	
6	Humana People to People South Africa (HPPSA)	0	
7	Hope International	0	
8	NACOSA	0	
9	EDI	0	
10	Ezibayeni	0	
11	Unyezi	0	
12	Isikondlakondla	0	
13	MatCH	0	
14	FPD	0	
15	AFSA	0	
16	TB/HIV Care Association	0	
17	DoE	76	11.9%
18	Mpilonhle	2	0.3%
19	Star for Life	1	0.2%
96	Other, specify	65	10.2%
98	Don't know	11	1.7%
Sysmiss		3782	
<i>Warning: these figures indicate the number of cases found in the data file. They cannot be interpreted as summary statistics of the population of interest.</i>			
# dm_org_malecircum_oth: Please specify details of the other organization. Male circumcision (voluntary m			
Information	[Type= discrete] [Format=character] [Missing=*]		
Statistics [NW/ W]	[Valid=62 /-] [Invalid=0 /-]		
# dm_partic_condprov_prog: Did you participate in this service / program? Condom provision			
Information	[Type= discrete] [Format=numeric] [Range= 0-98] [Missing=*]		
Statistics [NW/ W]	[Valid=3061 /-] [Invalid=1359 /-]		
Value	Label	Cases	Percentage
0	No, I have never had it	0	
1	Yes	1359	44.4%
2	No	1701	55.6%
3	Yes, but not sure about the exact age	0	
90	I am not sure	0	
93	Prefer not to answer	1	0.0%
95	Not had sex with this partner in the last 4 weeks	0	
97	N/A	0	
98	Don't know	0	
Sysmiss		1359	
<i>Warning: these figures indicate the number of cases found in the data file. They cannot be interpreted as summary statistics of the population of interest.</i>			

# dm_aware_condprov_prog: Are you aware of the following service / program? Condom provision			
Information		[Type= discrete] [Format=numeric] [Range= 0-98] [Missing=*]	
Statistics [NW/ W]		[Valid=1695 /-] [Invalid=2725 /-]	
Value	Label	Cases	Percentage
0	No, I have never had it	0	
1	Yes	1383	81.6%
2	No	312	18.4%
3	Yes, but not sure about the exact age	0	
90	I am not sure	0	
93	Prefer not to answer	0	
95	Not had sex with this partner in the last 4 weeks	0	
97	N/A	0	
98	Don't know	0	
Sysmiss		2725	
<i>Warning: these figures indicate the number of cases found in the data file. They cannot be interpreted as summary statistics of the population of interest.</i>			
# dm_partic_condprov_12mts: Did you participate in this service / program in the last 12 months? Condom prov			
Information		[Type= discrete] [Format=numeric] [Range= 0-98] [Missing=*]	
Statistics [NW/ W]		[Valid=1359 /-] [Invalid=3061 /-]	
Value	Label	Cases	Percentage
0	No, I have never had it	0	
1	Yes	1107	81.5%
2	No	252	18.5%
3	Yes, but not sure about the exact age	0	
90	I am not sure	0	
93	Prefer not to answer	0	
95	Not had sex with this partner in the last 4 weeks	0	
97	N/A	0	
98	Don't know	0	
Sysmiss		3061	
<i>Warning: these figures indicate the number of cases found in the data file. They cannot be interpreted as summary statistics of the population of interest.</i>			
# dm_condprov_wasdreams: Was this a DREAMS service / program? Condom provision			
Information		[Type= discrete] [Format=numeric] [Range= 0-98] [Missing=*]	
Statistics [NW/ W]		[Valid=1108 /-] [Invalid=3312 /-]	
Value	Label	Cases	Percentage
0	No, I have never had it	0	
1	Yes	278	25.1%
2	No	826	74.5%
3	Yes, but not sure about the exact age	0	
90	I am not sure	0	
93	Prefer not to answer	0	
95	Not had sex with this partner in the last 4 weeks	0	
97	N/A	0	
98	Don't know	4	0.4%
Sysmiss		3312	
<i>Warning: these figures indicate the number of cases found in the data file. They cannot be interpreted as summary statistics of the population of interest.</i>			

# dm_org_condprov_prog: Where / from which organisation was it provided? Condom provision			
Information	[Type= discrete] [Format=numeric] [Range= 1-98] [Missing=*]		
Statistics [NW/ W]	[Valid=1101 /-] [Invalid=3319 /-]		
Value	Label	Cases	Percentage
1	DoH	778	70.7%
2	Private Doctor	3	0.3%
3	Pharmacy	64	5.8%
4	Africa Centre / AHRI	9	0.8%
5	FHI 360	0	
6	Humana People to People South Africa (HPPSA)	1	0.1%
7	Hope International	0	
8	NACOSA	0	
9	EDI	2	0.2%
10	Ezibayeni	0	
11	Unyezi	0	
12	Isikondlakondla	0	
13	MatCH	8	0.7%
14	FPD	0	
15	AFSA	0	
16	TB/HIV Care Association	0	
17	DoE	26	2.4%
18	Mpilonhle	0	
19	Star for Life	1	0.1%
96	Other, specify	176	16.0%
98	Don't know	33	3.0%
Sysmiss		3319	
<i>Warning: these figures indicate the number of cases found in the data file. They cannot be interpreted as summary statistics of the population of interest.</i>			
# dm_org_condprov_oth: Please specify details of the other organization. Condom provision			
Information	[Type= discrete] [Format=character] [Missing=*]		
Statistics [NW/ W]	[Valid=170 /-] [Invalid=0 /-]		
# dm_partic_democond_prog: Did you participate in this service / program? Condom promotion / demonstration			
Information	[Type= discrete] [Format=numeric] [Range= 0-98] [Missing=*]		
Statistics [NW/ W]	[Valid=3062 /-] [Invalid=1358 /-]		
Value	Label	Cases	Percentage
0	No, I have never had it	0	
1	Yes	881	28.8%
2	No	2180	71.2%
3	Yes, but not sure about the exact age	0	
90	I am not sure	0	
93	Prefer not to answer	1	0.0%
95	Not had sex with this partner in the last 4 weeks	0	
97	N/A	0	
98	Don't know	0	
Sysmiss		1358	
<i>Warning: these figures indicate the number of cases found in the data file. They cannot be interpreted as summary statistics of the population of interest.</i>			

# dm_aware_democond_prog: Are you aware of the following service / program? Condom promotion / demonstrati			
Information		[Type= discrete] [Format=numeric] [Range= 0-98] [Missing=*]	
Statistics [NW/ W]		[Valid=2177 /-] [Invalid=2243 /-]	
Value	Label	Cases	Percentage
0	No, I have never had it	0	
1	Yes	1352	62.1%
2	No	798	36.7%
3	Yes, but not sure about the exact age	0	
90	I am not sure	0	
93	Prefer not to answer	0	
95	Not had sex with this partner in the last 4 weeks	0	
97	N/A	0	
98	Don't know	27	1.2%
Sysmiss		2243	
<i>Warning: these figures indicate the number of cases found in the data file. They cannot be interpreted as summary statistics of the population of interest.</i>			
# dm_partic_democond_12mts: Did you participate in this service / program in the last 12 months? Condom prom			
Information		[Type= discrete] [Format=numeric] [Range= 0-98] [Missing=*]	
Statistics [NW/ W]		[Valid=882 /-] [Invalid=3538 /-]	
Value	Label	Cases	Percentage
0	No, I have never had it	0	
1	Yes	556	63.0%
2	No	326	37.0%
3	Yes, but not sure about the exact age	0	
90	I am not sure	0	
93	Prefer not to answer	0	
95	Not had sex with this partner in the last 4 weeks	0	
97	N/A	0	
98	Don't know	0	
Sysmiss		3538	
<i>Warning: these figures indicate the number of cases found in the data file. They cannot be interpreted as summary statistics of the population of interest.</i>			
# dm_democond_wasdreams: Was this a DREAMS service / program? Condom promotion / demonstration			
Information		[Type= discrete] [Format=numeric] [Range= 0-98] [Missing=*]	
Statistics [NW/ W]		[Valid=557 /-] [Invalid=3863 /-]	
Value	Label	Cases	Percentage
0	No, I have never had it	0	
1	Yes	202	36.3%
2	No	347	62.3%
3	Yes, but not sure about the exact age	0	
90	I am not sure	0	
93	Prefer not to answer	0	
95	Not had sex with this partner in the last 4 weeks	0	
97	N/A	0	
98	Don't know	8	1.4%
Sysmiss		3863	
<i>Warning: these figures indicate the number of cases found in the data file. They cannot be interpreted as summary statistics of the population of interest.</i>			

# dm_org_democond_prog: Where / from which organisation was it provided? Condom promotion / demonstratio			
Information		[Type= discrete] [Format=numeric] [Range= 1-98] [Missing=*]	
Statistics [NW/ W]		[Valid=550 /-] [Invalid=3870 /-]	
Value	Label	Cases	Percentage
1	DoH	386	70.2%
2	Private Doctor	0	
3	Pharmacy	5	0.9%
4	Africa Centre / AHRI	14	2.5%
5	FHI 360	0	
6	Humana People to People South Africa (HPPSA)	1	0.2%
7	Hope International	0	
8	NACOSA	0	
9	EDI	3	0.5%
10	Ezibayeni	0	
11	Unyezi	0	
12	Isikondlakondla	1	0.2%
13	MatCH	0	
14	FPD	0	
15	AFSA	0	
16	TB/HIV Care Association	0	
17	DoE	91	16.5%
18	Mpilonhle	10	1.8%
19	Star for Life	6	1.1%
96	Other, specify	19	3.5%
98	Don't know	14	2.5%
Sysmiss		3870	
<i>Warning: these figures indicate the number of cases found in the data file. They cannot be interpreted as summary statistics of the population of interest.</i>			
# dm_org_democond_oth: Please specify details of the other organization. Condom promotion / demonstrati			
Information		[Type= discrete] [Format=character] [Missing=*]	
Statistics [NW/ W]		[Valid=16 /-] [Invalid=0 /-]	
# dm_partic_adolfriend_prog: Did you participate in this service / program? Adolescent friendly services			
Information		[Type= discrete] [Format=numeric] [Range= 0-98] [Missing=*]	
Statistics [NW/ W]		[Valid=3063 /-] [Invalid=1357 /-]	
Value	Label	Cases	Percentage
0	No, I have never had it	0	
1	Yes	362	11.8%
2	No	2701	88.2%
3	Yes, but not sure about the exact age	0	
90	I am not sure	0	
93	Prefer not to answer	0	
95	Not had sex with this partner in the last 4 weeks	0	
97	N/A	0	
98	Don't know	0	
Sysmiss		1357	
<i>Warning: these figures indicate the number of cases found in the data file. They cannot be interpreted as summary statistics of the population of interest.</i>			

# dm_aware_adolfriend_prog: Are you aware of the following service / program? Adolescent friendly services			
Information	[Type= discrete] [Format=numeric] [Range= 0-98] [Missing=*]		
Statistics [NW/ W]	[Valid=2694 /-] [Invalid=1726 /-]		
Value	Label	Cases	Percentage
0	No, I have never had it	0	
1	Yes	1405	52.2%
2	No	1277	47.4%
3	Yes, but not sure about the exact age	0	
90	I am not sure	0	
93	Prefer not to answer	0	
95	Not had sex with this partner in the last 4 weeks	0	
97	N/A	0	
98	Don't know	12	0.4%
Sysmiss		1726	
<i>Warning: these figures indicate the number of cases found in the data file. They cannot be interpreted as summary statistics of the population of interest.</i>			
# dm_partic_adolfriend_12mts: Did you participate in this service / program in the last 12 months? Adolescent			
Information	[Type= discrete] [Format=numeric] [Range= 0-98] [Missing=*]		
Statistics [NW/ W]	[Valid=361 /-] [Invalid=4059 /-]		
Value	Label	Cases	Percentage
0	No, I have never had it	0	
1	Yes	243	67.3%
2	No	118	32.7%
3	Yes, but not sure about the exact age	0	
90	I am not sure	0	
93	Prefer not to answer	0	
95	Not had sex with this partner in the last 4 weeks	0	
97	N/A	0	
98	Don't know	0	
Sysmiss		4059	
<i>Warning: these figures indicate the number of cases found in the data file. They cannot be interpreted as summary statistics of the population of interest.</i>			
# dm_adolfriend_wasdreams: Was this a DREAMS service / program? Adolescent friendly services			
Information	[Type= discrete] [Format=numeric] [Range= 0-98] [Missing=*]		
Statistics [NW/ W]	[Valid=243 /-] [Invalid=4177 /-]		
Value	Label	Cases	Percentage
0	No, I have never had it	0	
1	Yes	170	70.0%
2	No	73	30.0%
3	Yes, but not sure about the exact age	0	
90	I am not sure	0	
93	Prefer not to answer	0	
95	Not had sex with this partner in the last 4 weeks	0	
97	N/A	0	
98	Don't know	0	
Sysmiss		4177	
<i>Warning: these figures indicate the number of cases found in the data file. They cannot be interpreted as summary statistics of the population of interest.</i>			

# dm_org_adolfriend_prog: Where / from which organisation was it provided? Adolescent friendly services			
Information	[Type= discrete] [Format=numeric] [Range= 1-98] [Missing=*]		
Statistics [NW/ W]	[Valid=243 /-] [Invalid=4177 /-]		
Value	Label	Cases	Percentage
1	DoH	182	74.9%
2	Private Doctor	1	0.4%
3	Pharmacy	0	
4	Africa Centre / AHRI	0	
5	FHI 360	0	
6	Humana People to People South Africa (HPPSA)	0	
7	Hope International	0	
8	NACOSA	0	
9	EDI	0	
10	Ezibayeni	0	
11	Unyezi	0	
12	Isikondlakondla	0	
13	MatCH	0	
14	FPD	0	
15	AFSA	0	
16	TB/HIV Care Association	0	
17	DoE	56	23.0%
18	Mpilonhle	0	
19	Star for Life	0	
96	Other, specify	2	0.8%
98	Don't know	2	0.8%
Sysmiss		4177	
<i>Warning: these figures indicate the number of cases found in the data file. They cannot be interpreted as summary statistics of the population of interest.</i>			
# dm_org_adolfriend_oth: Please specify details of the other organization. Adolescent friendly services			
Information	[Type= discrete] [Format=character] [Missing=*]		
Statistics [NW/ W]	[Valid=2 /-] [Invalid=0 /-]		
# dm_partic_counsl_prov_prog: Did you participate in this service / program? Contraception / family planning			
Information	[Type= discrete] [Format=numeric] [Range= 0-98] [Missing=*]		
Statistics [NW/ W]	[Valid=3062 /-] [Invalid=1358 /-]		
Value	Label	Cases	Percentage
0	No, I have never had it	0	
1	Yes	811	26.5%
2	No	2250	73.5%
3	Yes, but not sure about the exact age	0	
90	I am not sure	0	
93	Prefer not to answer	1	0.0%
95	Not had sex with this partner in the last 4 weeks	0	
97	N/A	0	
98	Don't know	0	
Sysmiss		1358	
<i>Warning: these figures indicate the number of cases found in the data file. They cannot be interpreted as summary statistics of the population of interest.</i>			

# dm_aware_counsl_prov_prog: Are you aware of the following service / program? Counselling and provision of c			
Information		[Type= discrete] [Format=numeric] [Range= 0-98] [Missing=*]	
Statistics [NW/ W]		[Valid=2248 /-] [Invalid=2172 /-]	
Value	Label	Cases	Percentage
0	No, I have never had it	0	
1	Yes	1530	68.1%
2	No	706	31.4%
3	Yes, but not sure about the exact age	0	
90	I am not sure	0	
93	Prefer not to answer	0	
95	Not had sex with this partner in the last 4 weeks	0	
97	N/A	0	
98	Don't know	12	0.5%
Sysmiss		2172	
<i>Warning: these figures indicate the number of cases found in the data file. They cannot be interpreted as summary statistics of the population of interest.</i>			
# dm_partic_counsl_prv_12mts: Did you participate in this service / program in the last 12 months? Contracepti			
Information		[Type= discrete] [Format=numeric] [Range= 0-98] [Missing=*]	
Statistics [NW/ W]		[Valid=811 /-] [Invalid=3609 /-]	
Value	Label	Cases	Percentage
0	No, I have never had it	0	
1	Yes	622	76.7%
2	No	189	23.3%
3	Yes, but not sure about the exact age	0	
90	I am not sure	0	
93	Prefer not to answer	0	
95	Not had sex with this partner in the last 4 weeks	0	
97	N/A	0	
98	Don't know	0	
Sysmiss		3609	
<i>Warning: these figures indicate the number of cases found in the data file. They cannot be interpreted as summary statistics of the population of interest.</i>			
# dm_counsl_prov_wasdreams: Was this a DREAMS service / program? Contraception / family planning			
Information		[Type= discrete] [Format=numeric] [Range= 0-98] [Missing=*]	
Statistics [NW/ W]		[Valid=623 /-] [Invalid=3797 /-]	
Value	Label	Cases	Percentage
0	No, I have never had it	0	
1	Yes	138	22.2%
2	No	485	77.8%
3	Yes, but not sure about the exact age	0	
90	I am not sure	0	
93	Prefer not to answer	0	
95	Not had sex with this partner in the last 4 weeks	0	
97	N/A	0	
98	Don't know	0	
Sysmiss		3797	
<i>Warning: these figures indicate the number of cases found in the data file. They cannot be interpreted as summary statistics of the population of interest.</i>			

dm_org_counsl_prov_prog: Where / from which organisation was it provided? Contraception / family planning

Information	[Type= discrete] [Format=numeric] [Range= 1-98] [Missing=*]
Statistics [NW/ W]	[Valid=622 /-] [Invalid=3798 /-]

Value	Label	Cases	Percentage
1	DoH	542	87.1%
2	Private Doctor	3	0.5%
3	Pharmacy	38	6.1%
4	Africa Centre / AHRI	3	0.5%
5	FHI 360	0	
6	Humana People to People South Africa (HPPSA)	0	
7	Hope International	0	
8	NACOSA	0	
9	EDI	0	
10	Ezibayeni	0	
11	Unyezi	0	
12	Isikondlakondla	0	
13	MatCH	0	
14	FPD	0	
15	AFSA	0	
16	TB/HIV Care Association	0	
17	DoE	19	3.1%
18	Mpilonhle	0	
19	Star for Life	1	0.2%
96	Other, specify	16	2.6%
98	Don't know	0	
Sysmiss		3798	

Warning: these figures indicate the number of cases found in the data file. They cannot be interpreted as summary statistics of the population of interest.

dm_org_counsl_prov_oth: Please specify details of the other organization. Contraception / family planning

Information	[Type= discrete] [Format=character] [Missing=*]
Statistics [NW/ W]	[Valid=14 /-] [Invalid=0 /-]

dm_partic_stiserv_prog: Did you participate in this service / program? STI screening and treatment

Information	[Type= discrete] [Format=numeric] [Range= 0-98] [Missing=*]
Statistics [NW/ W]	[Valid=3065 /-] [Invalid=1355 /-]

Value	Label	Cases	Percentage
0	No, I have never had it	0	
1	Yes	329	10.7%
2	No	2736	89.3%
3	Yes, but not sure about the exact age	0	
90	I am not sure	0	
93	Prefer not to answer	0	
95	Not had sex with this partner in the last 4 weeks	0	
97	N/A	0	
98	Don't know	0	
Sysmiss		1355	

Warning: these figures indicate the number of cases found in the data file. They cannot be interpreted as summary statistics of the population of interest.

# dm_aware_stiserv_prog: Are you aware of the following service / program? STI screening and treatment			
Information		[Type= discrete] [Format=numeric] [Range= 0-98] [Missing=*]	
Statistics [NW/ W]		[Valid=2730 /-] [Invalid=1690 /-]	
Value	Label	Cases	Percentage
0	No, I have never had it	0	
1	Yes	1849	67.7%
2	No	880	32.2%
3	Yes, but not sure about the exact age	0	
90	I am not sure	0	
93	Prefer not to answer	0	
95	Not had sex with this partner in the last 4 weeks	0	
97	N/A	0	
98	Don't know	1	0.0%
Sysmiss		1690	
<i>Warning: these figures indicate the number of cases found in the data file. They cannot be interpreted as summary statistics of the population of interest.</i>			
# dm_partic_stiserv_12mts: Did you participate in this service / program in the last 12 months? STI screeni			
Information		[Type= discrete] [Format=numeric] [Range= 0-98] [Missing=*]	
Statistics [NW/ W]		[Valid=329 /-] [Invalid=4091 /-]	
Value	Label	Cases	Percentage
0	No, I have never had it	0	
1	Yes	205	62.3%
2	No	124	37.7%
3	Yes, but not sure about the exact age	0	
90	I am not sure	0	
93	Prefer not to answer	0	
95	Not had sex with this partner in the last 4 weeks	0	
97	N/A	0	
98	Don't know	0	
Sysmiss		4091	
<i>Warning: these figures indicate the number of cases found in the data file. They cannot be interpreted as summary statistics of the population of interest.</i>			
# dm_stiserv_wasdreams: Was this a DREAMS service / program? STI screening and treatment			
Information		[Type= discrete] [Format=numeric] [Range= 0-98] [Missing=*]	
Statistics [NW/ W]		[Valid=205 /-] [Invalid=4215 /-]	
Value	Label	Cases	Percentage
0	No, I have never had it	0	
1	Yes	112	54.6%
2	No	93	45.4%
3	Yes, but not sure about the exact age	0	
90	I am not sure	0	
93	Prefer not to answer	0	
95	Not had sex with this partner in the last 4 weeks	0	
97	N/A	0	
98	Don't know	0	
Sysmiss		4215	
<i>Warning: these figures indicate the number of cases found in the data file. They cannot be interpreted as summary statistics of the population of interest.</i>			

# dm_org_stiserv_prog: Where / from which organisation was it provided? STI screening and treatment			
Information	[Type= discrete] [Format=numeric] [Range= 1-98] [Missing=*]		
Statistics [NW/ W]	[Valid=205 /-] [Invalid=4215 /-]		
Value	Label	Cases	Percentage
1	DoH	178	86.8%
2	Private Doctor	9	4.4%
3	Pharmacy	1	0.5%
4	Africa Centre / AHRI	5	2.4%
5	FHI 360	0	
6	Humana People to People South Africa (HPPSA)	1	0.5%
7	Hope International	0	
8	NACOSA	0	
9	EDI	0	
10	Ezibayeni	0	
11	Unyezi	0	
12	Isikondlakondla	0	
13	MatCH	0	
14	FPD	0	
15	AFSA	0	
16	TB/HIV Care Association	0	
17	DoE	11	5.4%
18	Mpilonhle	0	
19	Star for Life	0	
96	Other, specify	0	
98	Don't know	0	
Sysmiss		4215	
<i>Warning: these figures indicate the number of cases found in the data file. They cannot be interpreted as summary statistics of the population of interest.</i>			
# dm_org_stiserv_oth: Please specify details of the other organization. STI screening and treatment			
Information	[Type= discrete] [Format=character] [Missing=*]		
Statistics [NW/ W]	[Valid=0 /-] [Invalid=0 /-]		
# dm_partic_pepserv_prog: Did you participate in this service / program? Linkage into ART			
Information	[Type= discrete] [Format=numeric] [Range= 0-98] [Missing=*]		
Statistics [NW/ W]	[Valid=3063 /-] [Invalid=1357 /-]		
Value	Label	Cases	Percentage
0	No, I have never had it	0	
1	Yes	145	4.7%
2	No	2918	95.3%
3	Yes, but not sure about the exact age	0	
90	I am not sure	0	
93	Prefer not to answer	0	
95	Not had sex with this partner in the last 4 weeks	0	
97	N/A	0	
98	Don't know	0	
Sysmiss		1357	
<i>Warning: these figures indicate the number of cases found in the data file. They cannot be interpreted as summary statistics of the population of interest.</i>			

# dm_aware_pepserv_prog: Are you aware of the following service / program? Linkage into ART			
Information	[Type= discrete] [Format=numeric] [Range= 0-98] [Missing=*]		
Statistics [NW/ W]	[Valid=2913 /-] [Invalid=1507 /-]		
Value	Label	Cases	Percentage
0	No, I have never had it	0	
1	Yes	743	25.5%
2	No	2125	72.9%
3	Yes, but not sure about the exact age	0	
90	I am not sure	0	
93	Prefer not to answer	1	0.0%
95	Not had sex with this partner in the last 4 weeks	0	
97	N/A	0	
98	Don't know	44	1.5%
Sysmiss		1507	
<i>Warning: these figures indicate the number of cases found in the data file. They cannot be interpreted as summary statistics of the population of interest.</i>			
# dm_partic_pepserv_12mts: Did you participate in this service / program in the last 12 months? Linkage int			
Information	[Type= discrete] [Format=numeric] [Range= 0-98] [Missing=*]		
Statistics [NW/ W]	[Valid=145 /-] [Invalid=4275 /-]		
Value	Label	Cases	Percentage
0	No, I have never had it	0	
1	Yes	117	80.7%
2	No	28	19.3%
3	Yes, but not sure about the exact age	0	
90	I am not sure	0	
93	Prefer not to answer	0	
95	Not had sex with this partner in the last 4 weeks	0	
97	N/A	0	
98	Don't know	0	
Sysmiss		4275	
<i>Warning: these figures indicate the number of cases found in the data file. They cannot be interpreted as summary statistics of the population of interest.</i>			
# dm_pepserv_wasdreams: Was this a DREAMS service / program? Linkage into ART			
Information	[Type= discrete] [Format=numeric] [Range= 0-98] [Missing=*]		
Statistics [NW/ W]	[Valid=117 /-] [Invalid=4303 /-]		
Value	Label	Cases	Percentage
0	No, I have never had it	0	
1	Yes	108	92.3%
2	No	9	7.7%
3	Yes, but not sure about the exact age	0	
90	I am not sure	0	
93	Prefer not to answer	0	
95	Not had sex with this partner in the last 4 weeks	0	
97	N/A	0	
98	Don't know	0	
Sysmiss		4303	
<i>Warning: these figures indicate the number of cases found in the data file. They cannot be interpreted as summary statistics of the population of interest.</i>			

# dm_org_pepserv_prog: Where / from which organisation was it provided? Linkage into ART			
Information	[Type= discrete] [Format=numeric] [Range= 1-98] [Missing=*]		
Statistics [NW/ W]	[Valid=117 /-] [Invalid=4303 /-]		
Value	Label	Cases	Percentage
1	DoH	74	63.2%
2	Private Doctor	0	
3	Pharmacy	0	
4	Africa Centre / AHRI	1	0.9%
5	FHI 360	0	
6	Humana People to People South Africa (HPPSA)	0	
7	Hope International	0	
8	NACOSA	0	
9	EDI	1	0.9%
10	Ezibayeni	0	
11	Unyezi	0	
12	Isikondlakondla	0	
13	MatCH	0	
14	FPD	0	
15	AFSA	0	
16	TB/HIV Care Association	0	
17	DoE	36	30.8%
18	Mpilonhle	0	
19	Star for Life	0	
96	Other, specify	1	0.9%
98	Don't know	4	3.4%
Sysmiss		4303	
<i>Warning: these figures indicate the number of cases found in the data file. They cannot be interpreted as summary statistics of the population of interest.</i>			
# dm_org_pepserv_oth: Please specify details of the other organization. Linkage into ART			
Information	[Type= discrete] [Format=character] [Missing=*]		
Statistics [NW/ W]	[Valid=1 /-] [Invalid=0 /-]		
# dm_partic_emercon_prog: Did you participate in this service / program? Emergency contraception			
Information	[Type= discrete] [Format=numeric] [Range= 0-98] [Missing=*]		
Statistics [NW/ W]	[Valid=576 /-] [Invalid=3844 /-]		
Value	Label	Cases	Percentage
0	No, I have never had it	0	
1	Yes	113	19.6%
2	No	463	80.4%
3	Yes, but not sure about the exact age	0	
90	I am not sure	0	
93	Prefer not to answer	0	
95	Not had sex with this partner in the last 4 weeks	0	
97	N/A	0	
98	Don't know	0	
Sysmiss		3844	
<i>Warning: these figures indicate the number of cases found in the data file. They cannot be interpreted as summary statistics of the population of interest.</i>			

# dm_aware_emercon_prog: Are you aware of the following service / program? Emergency contraception			
Information	[Type= discrete] [Format=numeric] [Range= 0-98] [Missing=*]		
Statistics [NW/ W]	[Valid=463 /-] [Invalid=3957 /-]		
Value	Label	Cases	Percentage
0	No, I have never had it	0	
1	Yes	336	72.6%
2	No	124	26.8%
3	Yes, but not sure about the exact age	0	
90	I am not sure	0	
93	Prefer not to answer	0	
95	Not had sex with this partner in the last 4 weeks	0	
97	N/A	0	
98	Don't know	3	0.6%
Sysmiss		3957	
<i>Warning: these figures indicate the number of cases found in the data file. They cannot be interpreted as summary statistics of the population of interest.</i>			
# dm_partic_emercon_12mts: Did you participate in this service / program in the last 12 months? Emergency c			
Information	[Type= discrete] [Format=numeric] [Range= 0-98] [Missing=*]		
Statistics [NW/ W]	[Valid=113 /-] [Invalid=4307 /-]		
Value	Label	Cases	Percentage
0	No, I have never had it	0	
1	Yes	48	42.5%
2	No	65	57.5%
3	Yes, but not sure about the exact age	0	
90	I am not sure	0	
93	Prefer not to answer	0	
95	Not had sex with this partner in the last 4 weeks	0	
97	N/A	0	
98	Don't know	0	
Sysmiss		4307	
<i>Warning: these figures indicate the number of cases found in the data file. They cannot be interpreted as summary statistics of the population of interest.</i>			
# dm_emercon_wasdreams: Was this a DREAMS service / program? Emergency contraception			
Information	[Type= discrete] [Format=numeric] [Range= 0-98] [Missing=*]		
Statistics [NW/ W]	[Valid=48 /-] [Invalid=4372 /-]		
Value	Label	Cases	Percentage
0	No, I have never had it	0	
1	Yes	32	66.7%
2	No	16	33.3%
3	Yes, but not sure about the exact age	0	
90	I am not sure	0	
93	Prefer not to answer	0	
95	Not had sex with this partner in the last 4 weeks	0	
97	N/A	0	
98	Don't know	0	
Sysmiss		4372	
<i>Warning: these figures indicate the number of cases found in the data file. They cannot be interpreted as summary statistics of the population of interest.</i>			

dm_org_emercon_prog: Where / from which organisation was it provided? Emergency contraception

Information [Type= discrete] [Format=numeric] [Range= 1-98] [Missing=*]

Statistics [NW/ W] [Valid=48 /-] [Invalid=4372 /-]

Value	Label	Cases	Percentage
1	DoH	11	22.9%
2	Private Doctor	1	2.1%
3	Pharmacy	20	41.7%
4	Africa Centre / AHRI	0	
5	FHI 360	0	
6	Humana People to People South Africa (HPPSA)	0	
7	Hope International	0	
8	NACOSA	0	
9	EDI	0	
10	Ezibayeni	0	
11	Unyezi	0	
12	Isikondlakondla	0	
13	MatCH	0	
14	FPD	0	
15	AFSA	0	
16	TB/HIV Care Association	0	
17	DoE	0	
18	Mpilonhle	0	
19	Star for Life	0	
96	Other, specify	2	4.2%
98	Don't know	14	29.2%
Sysmiss		4372	

Warning: these figures indicate the number of cases found in the data file. They cannot be interpreted as summary statistics of the population of interest.

dm_org_emercon_oth: Please specify details of the other organization. Emergency contraception

Information [Type= discrete] [Format=character] [Missing=*]

Statistics [NW/ W] [Valid=1 /-] [Invalid=0 /-]

# dm_partic_postviol_prog: Did you participate in this service / program? Services after an experience of v			
Information		[Type= discrete] [Format=numeric] [Range= 0-98] [Missing=*]	
Statistics [NW/ W]		[Valid=3063 /-] [Invalid=1357 /-]	
Value	Label	Cases	Percentage
0	No, I have never had it	0	
1	Yes	368	12.0%
2	No	2695	88.0%
3	Yes, but not sure about the exact age	0	
90	I am not sure	0	
93	Prefer not to answer	0	
95	Not had sex with this partner in the last 4 weeks	0	
97	N/A	0	
98	Don't know	0	
Sysmiss		1357	
<i>Warning: these figures indicate the number of cases found in the data file. They cannot be interpreted as summary statistics of the population of interest.</i>			
# dm_aware_postviol_prog: Are you aware of the following service / program? Services after an experience o			
Information		[Type= discrete] [Format=numeric] [Range= 0-98] [Missing=*]	
Statistics [NW/ W]		[Valid=2692 /-] [Invalid=1728 /-]	
Value	Label	Cases	Percentage
0	No, I have never had it	0	
1	Yes	2162	80.3%
2	No	529	19.7%
3	Yes, but not sure about the exact age	0	
90	I am not sure	0	
93	Prefer not to answer	0	
95	Not had sex with this partner in the last 4 weeks	0	
97	N/A	0	
98	Don't know	1	0.0%
Sysmiss		1728	
<i>Warning: these figures indicate the number of cases found in the data file. They cannot be interpreted as summary statistics of the population of interest.</i>			
# dm_partic_postviol_12mts: Did you participate in this service / program in the last 12 months? Services af			
Information		[Type= discrete] [Format=numeric] [Range= 0-98] [Missing=*]	
Statistics [NW/ W]		[Valid=366 /-] [Invalid=4054 /-]	
Value	Label	Cases	Percentage
0	No, I have never had it	0	
1	Yes	201	54.9%
2	No	165	45.1%
3	Yes, but not sure about the exact age	0	
90	I am not sure	0	
93	Prefer not to answer	0	
95	Not had sex with this partner in the last 4 weeks	0	
97	N/A	0	
98	Don't know	0	
Sysmiss		4054	
<i>Warning: these figures indicate the number of cases found in the data file. They cannot be interpreted as summary statistics of the population of interest.</i>			

# dm_postviol_wasdreams: Was this a DREAMS service / program? Services after an experience of violence			
Information		[Type= discrete] [Format=numeric] [Range= 0-98] [Missing=*]	
Statistics [NW/ W]		[Valid=201 /-] [Invalid=4219 /-]	
Value	Label	Cases	Percentage
0	No, I have never had it	0	
1	Yes	118	58.7%
2	No	83	41.3%
3	Yes, but not sure about the exact age	0	
90	I am not sure	0	
93	Prefer not to answer	0	
95	Not had sex with this partner in the last 4 weeks	0	
97	N/A	0	
98	Don't know	0	
Sysmiss		4219	
<i>Warning: these figures indicate the number of cases found in the data file. They cannot be interpreted as summary statistics of the population of interest.</i>			
# dm_org_postviol_prog: Where / from which organisation was it provided? Services after an experience of			
Information		[Type= discrete] [Format=numeric] [Range= 1-98] [Missing=*]	
Statistics [NW/ W]		[Valid=201 /-] [Invalid=4219 /-]	
Value	Label	Cases	Percentage
1	DoH	59	29.4%
2	Private Doctor	0	
3	Pharmacy	0	
4	Africa Centre / AHRI	0	
5	FHI 360	0	
6	Humana People to People South Africa (HPPSA)	17	8.5%
7	Hope International	0	
8	NACOSA	0	
9	EDI	0	
10	Ezibayeni	0	
11	Unyezi	0	
12	Isikondlakondla	0	
13	MatCH	0	
14	FPD	0	
15	AFSA	0	
16	TB/HIV Care Association	0	
17	DoE	28	13.9%
18	Mpilonhle	1	0.5%
19	Star for Life	0	
96	Other, specify	84	41.8%
98	Don't know	12	6.0%
Sysmiss		4219	
<i>Warning: these figures indicate the number of cases found in the data file. They cannot be interpreted as summary statistics of the population of interest.</i>			
# dm_org_postviol_oth: Please specify details of the other organization. Services after an experience o			
Information		[Type= discrete] [Format=character] [Missing=*]	
Statistics [NW/ W]		[Valid=75 /-] [Invalid=0 /-]	

# dm_partic_cashtran_prog: Did you participate in this service / program? Cash transfer to family			
Information		[Type= discrete] [Format=numeric] [Range= 0-98] [Missing=*]	
Statistics [NW/ W]		[Valid=3065 /-] [Invalid=1355 /-]	
Value	Label	Cases	Percentage
0	No, I have never had it	0	
1	Yes	2139	69.8%
2	No	926	30.2%
3	Yes, but not sure about the exact age	0	
90	I am not sure	0	
93	Prefer not to answer	0	
95	Not had sex with this partner in the last 4 weeks	0	
97	N/A	0	
98	Don't know	0	
Sysmiss		1355	
<i>Warning: these figures indicate the number of cases found in the data file. They cannot be interpreted as summary statistics of the population of interest.</i>			
# dm_aware_cashtran_prog: Are you aware of the following service / program? Cash transfer to family			
Information		[Type= discrete] [Format=numeric] [Range= 0-98] [Missing=*]	
Statistics [NW/ W]		[Valid=927 /-] [Invalid=3493 /-]	
Value	Label	Cases	Percentage
0	No, I have never had it	0	
1	Yes	740	79.8%
2	No	186	20.1%
3	Yes, but not sure about the exact age	0	
90	I am not sure	0	
93	Prefer not to answer	0	
95	Not had sex with this partner in the last 4 weeks	0	
97	N/A	0	
98	Don't know	1	0.1%
Sysmiss		3493	
<i>Warning: these figures indicate the number of cases found in the data file. They cannot be interpreted as summary statistics of the population of interest.</i>			
# dm_partic_cashtran_12mts: Did you participate in this service / program in the last 12 months? Cash transf			
Information		[Type= discrete] [Format=numeric] [Range= 0-98] [Missing=*]	
Statistics [NW/ W]		[Valid=2139 /-] [Invalid=2281 /-]	
Value	Label	Cases	Percentage
0	No, I have never had it	0	
1	Yes	1343	62.8%
2	No	796	37.2%
3	Yes, but not sure about the exact age	0	
90	I am not sure	0	
93	Prefer not to answer	0	
95	Not had sex with this partner in the last 4 weeks	0	
97	N/A	0	
98	Don't know	0	
Sysmiss		2281	
<i>Warning: these figures indicate the number of cases found in the data file. They cannot be interpreted as summary statistics of the population of interest.</i>			

# dm_cashtran_wasdreams: Was this a DREAMS service / program? Cash transfer to family			
Information		[Type= discrete] [Format=numeric] [Range= 0-98] [Missing=*]	
Statistics [NW/ W]		[Valid=1344 /-] [Invalid=3076 /-]	
Value	Label	Cases	Percentage
0	No, I have never had it	0	
1	Yes	530	39.4%
2	No	807	60.0%
3	Yes, but not sure about the exact age	0	
90	I am not sure	0	
93	Prefer not to answer	0	
95	Not had sex with this partner in the last 4 weeks	0	
97	N/A	0	
98	Don't know	7	0.5%
Sysmiss		3076	
<i>Warning: these figures indicate the number of cases found in the data file. They cannot be interpreted as summary statistics of the population of interest.</i>			
# dm_org_cashtran_prog: Where / from which organisation was it provided? Cash transfer to family			
Information		[Type= discrete] [Format=numeric] [Range= 1-98] [Missing=*]	
Statistics [NW/ W]		[Valid=1333 /-] [Invalid=3087 /-]	
Value	Label	Cases	Percentage
1	DoH	31	2.3%
2	Private Doctor	1	0.1%
3	Pharmacy	0	
4	Africa Centre / AHRI	0	
5	FHI 360	0	
6	Humana People to People South Africa (HPPSA)	11	0.8%
7	Hope International	0	
8	NACOSA	0	
9	EDI	1	0.1%
10	Ezibayeni	0	
11	Unyezi	0	
12	Isikondlakondla	0	
13	MatCH	0	
14	FPD	0	
15	AFSA	0	
16	TB/HIV Care Association	0	
17	DoE	1230	92.3%
18	Mpilonhle	13	1.0%
19	Star for Life	1	0.1%
96	Other, specify	17	1.3%
98	Don't know	28	2.1%
Sysmiss		3087	
<i>Warning: these figures indicate the number of cases found in the data file. They cannot be interpreted as summary statistics of the population of interest.</i>			
# dm_org_cashtran_oth: Please specify details of the other organization. Cash transfer to family			
Information		[Type= discrete] [Format=character] [Missing=*]	
Statistics [NW/ W]		[Valid=16 /-] [Invalid=0 /-]	

File : AHRI.DREAMS.MultiLevel.ExposureToShuga.2018.v1

project_id: REDCap Project Identifier

Information [Type= discrete] [Format=numeric] [Range= 380-380] [Missing=*]

Statistics [NW/ W] [Valid=4420 /-] [Invalid=0 /-]

event_id: REDCap Event Identifier

Information [Type= discrete] [Format=numeric] [Range= 1080-1080] [Missing=*]

Statistics [NW/ W] [Valid=4420 /-] [Invalid=0 /-]

cohort: Cohort Description

Information [Type= discrete] [Format=character] [Missing=*]

Statistics [NW/ W] [Valid=4420 /-] [Invalid=0 /-]

round: Round Description

Information [Type= discrete] [Format=character] [Missing=*]

Statistics [NW/ W] [Valid=4420 /-] [Invalid=0 /-]

IntId: Individual ID

Information [Type= continuous] [Format=numeric] [Range= 166-220477] [Missing=*]

Statistics [NW/ W] [Valid=4420 /-] [Invalid=0 /-]

ms_household_owns_tv: Do you/your household own a TV?

Information [Type= discrete] [Format=numeric] [Range= 0-98] [Missing=*]

Statistics [NW/ W] [Valid=3065 /-] [Invalid=1355 /-]

Value	Label	Cases	Percentage
0	No, I have never had it	0	
1	Yes	2634	85.9%
2	No	327	10.7%
3	Yes, but not sure about the exact age	98	3.2%
90	I am not sure	0	
93	Prefer not to answer	6	0.2%
95	Not had sex with this partner in the last 4 weeks	0	
97	N/A	0	
98	Don't know	0	
Sysmiss		1355	

Warning: these figures indicate the number of cases found in the data file. They cannot be interpreted as summary statistics of the population of interest.

ms_watch_tv_freq: How often do you watch TV?

Information [Type= discrete] [Format=numeric] [Range= 1-4] [Missing=*]

Statistics [NW/ W] [Valid=3065 /-] [Invalid=1355 /-]

Value	Label	Cases	Percentage
1	Never	282	9.2%
2	Daily	2256	73.6%
3	Weekly	408	13.3%
4	Monthly	119	3.9%
Sysmiss		1355	

Warning: these figures indicate the number of cases found in the data file. They cannot be interpreted as summary statistics of the population of interest.

File : AHRI.DREAMS.MultiLevel.ExposureToShuga.2018.v1

ms_watch_tv_where: Where do you usually (by usually we mean mostly, or commonly, or regularly) watc

Information [Type= discrete] [Format=numeric] [Range= 1-96] [Missing=*]

Statistics [NW/ W] [Valid=2782 /-] [Invalid=1638 /-]

Value	Label	Cases	Percentage
1	Home	2588	93.0%
2	Bars	7	0.3%
3	At friend's house	143	5.1%
4	School	2	0.1%
96	Other specify	42	1.5%
Sysmiss		1638	

Warning: these figures indicate the number of cases found in the data file. They cannot be interpreted as summary statistics of the population of interest.

ms_watch_tv_where_oth: Please specify details on the other places where you watch TV

Information [Type= discrete] [Format=character] [Missing=*]

Statistics [NW/ W] [Valid=42 /-] [Invalid=0 /-]

ms_cntrl_tv_remote: If at home - Who has more control over the television remote or have more say ab

Information [Type= discrete] [Format=numeric] [Range= 1-96] [Missing=*]

Statistics [NW/ W] [Valid=2661 /-] [Invalid=1759 /-]

Value	Label	Cases	Percentage
1	Mother	287	10.8%
2	Father	96	3.6%
3	Grandparents	122	4.6%
4	Brother	252	9.5%
5	Sister	311	11.7%
6	Myself	987	37.1%
96	Other specify	606	22.8%
Sysmiss		1759	

Warning: these figures indicate the number of cases found in the data file. They cannot be interpreted as summary statistics of the population of interest.

ms_cntrl_tv_remote_oth: Please specify details on the other person who has control of the TV remote at h

Information [Type= discrete] [Format=character] [Missing=*]

Statistics [NW/ W] [Valid=607 /-] [Invalid=0 /-]

ms_ever_watched_shuga: Have you ever watched MTV Shuga?

Information [Type= discrete] [Format=numeric] [Range= 0-98] [Missing=*]

Statistics [NW/ W] [Valid=3065 /-] [Invalid=1355 /-]

Value	Label	Cases	Percentage
0	No, I have never had it	0	
1	Yes	171	5.6%
2	No	2894	94.4%
3	Yes, but not sure about the exact age	0	
90	I am not sure	0	
93	Prefer not to answer	0	
95	Not had sex with this partner in the last 4 weeks	0	
97	N/A	0	

File : AHRI.DREAMS.MultiLevel.ExposureToShuga.2018.v1

ms_ever_watched_shuga: Have you ever watched MTV Shuga?

Value	Label	Cases	Percentage
98	Don't know	0	
Sysmiss		1355	

Warning: these figures indicate the number of cases found in the data file. They cannot be interpreted as summary statistics of the population of interest.

ms_ever_heard_of_shuga: If no - have you heard of it?

Information	[Type= discrete] [Format=numeric] [Range= 0-98] [Missing=*]
Statistics [NW/ W]	[Valid=2892 /-] [Invalid=1528 /-]

Value	Label	Cases	Percentage
0	No, I have never had it	0	
1	Yes	517	17.9%
2	No	2372	82.0%
3	Yes, but not sure about the exact age	0	
90	I am not sure	0	
93	Prefer not to answer	3	0.1%
95	Not had sex with this partner in the last 4 weeks	0	
97	N/A	0	
98	Don't know	0	
Sysmiss		1528	

Warning: these figures indicate the number of cases found in the data file. They cannot be interpreted as summary statistics of the population of interest.

ms_ever_watched_source: If yes, from where/who?

Information	[Type= discrete] [Format=numeric] [Range= 1-96] [Missing=*]
Statistics [NW/ W]	[Valid=171 /-] [Invalid=4249 /-]

Value	Label	Cases	Percentage
1	TV / Radio	168	98.2%
2	Newspapers	0	
3	Booklets	0	
4	Internet	1	0.6%
5	You Tube	2	1.2%
6	Friends	0	
96	Other specify	0	
Sysmiss		4249	

Warning: these figures indicate the number of cases found in the data file. They cannot be interpreted as summary statistics of the population of interest.

ms_ever_watched_sourc_oth: Please specify details on the other source where you have watched Shuga

Information	[Type= discrete] [Format=character] [Missing=*]
Statistics [NW/ W]	[Valid=0 /-] [Invalid=0 /-]

ms_which_series_of_shuga: Which country series did you watch?

Information	[Type= discrete] [Format=numeric] [Range= 1-98] [Missing=*]
Statistics [NW/ W]	[Valid=171 /-] [Invalid=4249 /-]

Value	Label	Cases	Percentage
1	South Africa	58	33.9%
2	Nigeria	95	55.6%
3	Kenya	4	2.3%

File : AHRI.DREAMS.MultiLevel.ExposureToShuga.2018.v1

ms_which_series_of_shuga: Which country series did you watch?

Value	Label	Cases	Percentage
96	Other specify	0	
98	Don't know	14	8.2%
Sysmiss		4249	

Warning: these figures indicate the number of cases found in the data file. They cannot be interpreted as summary statistics of the population of interest.

ms_which_series_oth: Please specify details on the other series of MTV Shugat that you have watched

Information	[Type= discrete] [Format=character] [Missing=*]
Statistics [NW/ W]	[Valid=0 /-] [Invalid=0 /-]

ms_num_times_watched: How many times did you watch MTV Shuga the South African season?

Information	[Type= discrete] [Format=numeric] [Range= 1-93] [Missing=*]
Statistics [NW/ W]	[Valid=58 /-] [Invalid=4362 /-]

Value	Label	Cases	Percentage
1	Once	15	25.9%
2	More than once	42	72.4%
93	Prefer not to answer	1	1.7%
Sysmiss		4362	

Warning: these figures indicate the number of cases found in the data file. They cannot be interpreted as summary statistics of the population of interest.

ms_knowl_pay_rent: Did Ipeleng take the money that Rakeem offered her to pay her rent?

Information	[Type= discrete] [Format=numeric] [Range= 0-98] [Missing=*]
Statistics [NW/ W]	[Valid=58 /-] [Invalid=4362 /-]

Value	Label	Cases	Percentage
0	No, I have never had it	0	
1	Yes	19	32.8%
2	No	7	12.1%
3	Yes, but not sure about the exact age	0	
90	I am not sure	0	
93	Prefer not to answer	0	
95	Not had sex with this partner in the last 4 weeks	0	
97	N/A	0	
98	Don't know	32	55.2%
Sysmiss		4362	

Warning: these figures indicate the number of cases found in the data file. They cannot be interpreted as summary statistics of the population of interest.

ms_knowl_test_togeth: Did Bongsi and Coalstove have an HIV test together?

Information	[Type= discrete] [Format=numeric] [Range= 0-98] [Missing=*]
Statistics [NW/ W]	[Valid=58 /-] [Invalid=4362 /-]

Value	Label	Cases	Percentage
0	No, I have never had it	0	
1	Yes	26	44.8%
2	No	8	13.8%
3	Yes, but not sure about the exact age	0	
90	I am not sure	0	
93	Prefer not to answer	0	

File : AHRI.DREAMS.MultiLevel.ExposureToShuga.2018.v1

ms_knowl_test_together: Did Bongsi and Coalstove have an HIV test together?

Value	Label	Cases	Percentage
95	Not had sex with this partner in the last 4 weeks	0	
97	N/A	0	
98	Don't know	24	41.4%
Systemmiss		4362	

Warning: these figures indicate the number of cases found in the data file. They cannot be interpreted as summary statistics of the population of interest.

ms_knowl_gifts_for_sex: Did Sol buy Tsholofela a smartphone and clothes to have sex with her?

Information	[Type= discrete] [Format=numeric] [Range= 0-98] [Missing=*]
Statistics [NW/ W]	[Valid=58 /-] [Invalid=4362 /-]

Value	Label	Cases	Percentage
0	No, I have never had it	0	
1	Yes	31	53.4%
2	No	4	6.9%
3	Yes, but not sure about the exact age	0	
90	I am not sure	0	
93	Prefer not to answer	0	
95	Not had sex with this partner in the last 4 weeks	0	
97	N/A	0	
98	Don't know	23	39.7%
Systemmiss		4362	

Warning: these figures indicate the number of cases found in the data file. They cannot be interpreted as summary statistics of the population of interest.

ms_knowl_beaten_partner: Did Sol beat Tsholofela?

Information	[Type= discrete] [Format=numeric] [Range= 0-98] [Missing=*]
Statistics [NW/ W]	[Valid=58 /-] [Invalid=4362 /-]

Value	Label	Cases	Percentage
0	No, I have never had it	0	
1	Yes	28	48.3%
2	No	4	6.9%
3	Yes, but not sure about the exact age	0	
90	I am not sure	0	
93	Prefer not to answer	0	
95	Not had sex with this partner in the last 4 weeks	0	
97	N/A	0	
98	Don't know	26	44.8%
Systemmiss		4362	

Warning: these figures indicate the number of cases found in the data file. They cannot be interpreted as summary statistics of the population of interest.

ms_knowl_child_to_pub: Did Zamo take her small son with her to the pub because she like partying?

Information	[Type= discrete] [Format=numeric] [Range= 0-98] [Missing=*]
Statistics [NW/ W]	[Valid=58 /-] [Invalid=4362 /-]

Value	Label	Cases	Percentage
0	No, I have never had it	0	
1	Yes	23	39.7%

File : AHRI.DREAMS.MultiLevel.ExposureToShuga.2018.v1

ms_knowl_child_to_pub: Did Zamo take her small son with her to the pub because she like partying?

Value	Label	Cases	Percentage
2	No	11	19.0%
3	Yes, but not sure about the exact age	0	
90	I am not sure	0	
93	Prefer not to answer	0	
95	Not had sex with this partner in the last 4 weeks	0	
97	N/A	0	
98	Don't know	24	41.4%
Sysmiss		4362	

Warning: these figures indicate the number of cases found in the data file. They cannot be interpreted as summary statistics of the population of interest.

ms_knowl_relatah_teacher: Did Khensani have a relationship with her teacher?

Information	[Type= discrete] [Format=numeric] [Range= 0-98] [Missing=*]
Statistics [NW/ W]	[Valid=58 /-] [Invalid=4362 /-]

Value	Label	Cases	Percentage
0	No, I have never had it	0	
1	Yes	41	70.7%
2	No	1	1.7%
3	Yes, but not sure about the exact age	0	
90	I am not sure	0	
93	Prefer not to answer	0	
95	Not had sex with this partner in the last 4 weeks	0	
97	N/A	0	
98	Don't know	16	27.6%
Sysmiss		4362	

Warning: these figures indicate the number of cases found in the data file. They cannot be interpreted as summary statistics of the population of interest.

ms_knowl_have_children: Will Khensani be able to have children again in the future?

Information	[Type= discrete] [Format=numeric] [Range= 0-98] [Missing=*]
Statistics [NW/ W]	[Valid=58 /-] [Invalid=4362 /-]

Value	Label	Cases	Percentage
0	No, I have never had it	0	
1	Yes	13	22.4%
2	No	18	31.0%
3	Yes, but not sure about the exact age	0	
90	I am not sure	0	
93	Prefer not to answer	0	
95	Not had sex with this partner in the last 4 weeks	0	
97	N/A	0	
98	Don't know	27	46.6%
Sysmiss		4362	

Warning: these figures indicate the number of cases found in the data file. They cannot be interpreted as summary statistics of the population of interest.

ms_knowl_to_take_prep: Did Femi ask Sheila to take PreP to reduce the risk of him infecting her?

Information	[Type= discrete] [Format=numeric] [Range= 0-98] [Missing=*]
Statistics [NW/ W]	[Valid=58 /-] [Invalid=4362 /-]

File : AHRI.DREAMS.MultiLevel.ExposureToShuga.2018.v1

ms_knowl_to_take_prep: Did Femi ask Sheila to take PreP to reduce the risk of him infecting her?

Value	Label	Cases	Percentage
0	No, I have never had it	0	
1	Yes	26	44.8%
2	No	1	1.7%
3	Yes, but not sure about the exact age	0	
90	I am not sure	0	
93	Prefer not to answer	0	
95	Not had sex with this partner in the last 4 weeks	0	
97	N/A	0	
98	Don't know	31	53.4%
Sysmiss		4362	

Warning: these figures indicate the number of cases found in the data file. They cannot be interpreted as summary statistics of the population of interest.

ms_knowl_beaten_by_friend: Was Reggie beaten up by his friend Q for being gay?

Information	[Type= discrete] [Format=numeric] [Range= 0-98] [Missing=*]
Statistics [NW/ W]	[Valid=58 /-] [Invalid=4362 /-]

Value	Label	Cases	Percentage
0	No, I have never had it	0	
1	Yes	29	50.0%
2	No	7	12.1%
3	Yes, but not sure about the exact age	0	
90	I am not sure	0	
93	Prefer not to answer	0	
95	Not had sex with this partner in the last 4 weeks	0	
97	N/A	0	
98	Don't know	22	37.9%
Sysmiss		4362	

Warning: these figures indicate the number of cases found in the data file. They cannot be interpreted as summary statistics of the population of interest.

ms_knowl_univ_bursary: Did Ipeleng get a bursary to go to university?

Information	[Type= discrete] [Format=numeric] [Range= 0-98] [Missing=*]
Statistics [NW/ W]	[Valid=58 /-] [Invalid=4362 /-]

Value	Label	Cases	Percentage
0	No, I have never had it	0	
1	Yes	23	39.7%
2	No	4	6.9%
3	Yes, but not sure about the exact age	0	
90	I am not sure	0	
93	Prefer not to answer	0	
95	Not had sex with this partner in the last 4 weeks	0	
97	N/A	0	
98	Don't know	31	53.4%
Sysmiss		4362	

Warning: these figures indicate the number of cases found in the data file. They cannot be interpreted as summary statistics of the population of interest.

File : AHRI.DREAMS.MultiLevel.ExposureToShuga.2018.v1

ms_knowl_accept_proposal: Did Sheila refuse Femi's proposal to marry him?

Information [Type= discrete] [Format=numeric] [Range= 0-98] [Missing=*]

Statistics [NW/ W] [Valid=58 /-] [Invalid=4362 /-]

Value	Label	Cases	Percentage
0	No, I have never had it	0	
1	Yes	13	22.4%
2	No	10	17.2%
3	Yes, but not sure about the exact age	0	
90	I am not sure	0	
93	Prefer not to answer	0	
95	Not had sex with this partner in the last 4 weeks	0	
97	N/A	0	
98	Don't know	35	60.3%
Sysmiss		4362	

Warning: these figures indicate the number of cases found in the data file. They cannot be interpreted as summary statistics of the population of interest.

ms_knowl_tried_to_force: Did Sizwe try to force himself on Zamo because he thought she slept with every g

Information [Type= discrete] [Format=numeric] [Range= 0-98] [Missing=*]

Statistics [NW/ W] [Valid=58 /-] [Invalid=4362 /-]

Value	Label	Cases	Percentage
0	No, I have never had it	0	
1	Yes	26	44.8%
2	No	5	8.6%
3	Yes, but not sure about the exact age	0	
90	I am not sure	0	
93	Prefer not to answer	0	
95	Not had sex with this partner in the last 4 weeks	0	
97	N/A	0	
98	Don't know	27	46.6%
Sysmiss		4362	

Warning: these figures indicate the number of cases found in the data file. They cannot be interpreted as summary statistics of the population of interest.

ms_knowl_got_back_together: Did Bongi and Coalstove get back together again?

Information [Type= discrete] [Format=numeric] [Range= 0-98] [Missing=*]

Statistics [NW/ W] [Valid=58 /-] [Invalid=4362 /-]

Value	Label	Cases	Percentage
0	No, I have never had it	0	
1	Yes	22	37.9%
2	No	7	12.1%
3	Yes, but not sure about the exact age	0	
90	I am not sure	0	
93	Prefer not to answer	0	
95	Not had sex with this partner in the last 4 weeks	0	
97	N/A	0	
98	Don't know	29	50.0%

File : AHRI.DREAMS.MultiLevel.ExposureToShuga.2018.v1

ms_knowl_get_back_together: Did Bongi and Coalstove get back together again?

Value	Label	Cases	Percentage
Sysmiss		4362	

Warning: these figures indicate the number of cases found in the data file. They cannot be interpreted as summary statistics of the population of interest.

ms_knowl_to_use_iud: Did the nurse at the clinic advise Bongi not to use an IUD as an on-going contra

Information	[Type= discrete] [Format=numeric] [Range= 0-98] [Missing=*]
Statistics [NW/ W]	[Valid=58 /-] [Invalid=4362 /-]

Value	Label	Cases	Percentage
0	No, I have never had it	0	
1	Yes	25	43.1%
2	No	7	12.1%
3	Yes, but not sure about the exact age	0	
90	I am not sure	0	
93	Prefer not to answer	0	
95	Not had sex with this partner in the last 4 weeks	0	
97	N/A	0	
98	Don't know	26	44.8%
Sysmiss		4362	

Warning: these figures indicate the number of cases found in the data file. They cannot be interpreted as summary statistics of the population of interest.

ms_knowl_remov_condom: Did one of Zamo's boyfriends remove the condom without Zamo knowing while they w

Information	[Type= discrete] [Format=numeric] [Range= 0-98] [Missing=*]
Statistics [NW/ W]	[Valid=58 /-] [Invalid=4362 /-]

Value	Label	Cases	Percentage
0	No, I have never had it	0	
1	Yes	27	46.6%
2	No	4	6.9%
3	Yes, but not sure about the exact age	0	
90	I am not sure	0	
93	Prefer not to answer	0	
95	Not had sex with this partner in the last 4 weeks	0	
97	N/A	0	
98	Don't know	27	46.6%
Sysmiss		4362	

Warning: these figures indicate the number of cases found in the data file. They cannot be interpreted as summary statistics of the population of interest.

ms_talked_about_shuga: Have you talked to anyone about MTV Shuga?

Information	[Type= discrete] [Format=numeric] [Range= 0-98] [Missing=*]
Statistics [NW/ W]	[Valid=58 /-] [Invalid=4362 /-]

Value	Label	Cases	Percentage
0	No, I have never had it	0	
1	Yes	17	29.3%
2	No	28	48.3%
3	Yes, but not sure about the exact age	0	
90	I am not sure	0	

File : AHRI.DREAMS.MultiLevel.ExposureToShuga.2018.v1

ms_talked_about_shuga: Have you talked to anyone about MTV Shuga?

Value	Label	Cases	Percentage
93	Prefer not to answer	0	
95	Not had sex with this partner in the last 4 weeks	0	
97	N/A	0	
98	Don't know	13	22.4%
Sysmiss		4362	

Warning: these figures indicate the number of cases found in the data file. They cannot be interpreted as summary statistics of the population of interest.

ms_talked_to_who_1: If yes, to who?

Information	[Type= discrete] [Format=numeric] [Range= 1-93] [Missing=*]
Statistics [NW/ W]	[Valid=13 /-] [Invalid=4407 /-]

Value	Label	Cases	Percentage
1	Friends	13	100.0%
2	Sexual partner	0	
3	Boyfriend/girlfriend	0	
4	Family member	0	
5	Other non-family	0	
93	Prefer not to answe	0	
Sysmiss		4407	

Warning: these figures indicate the number of cases found in the data file. They cannot be interpreted as summary statistics of the population of interest.

ms_talked_to_who_3: If yes, to who?

Information	[Type= discrete] [Format=numeric] [Range= 1-93] [Missing=*]
Statistics [NW/ W]	[Valid=2 /-] [Invalid=4418 /-]

Value	Label	Cases	Percentage
1	Friends	0	
2	Sexual partner	0	
3	Boyfriend/girlfriend	2	100.0%
4	Family member	0	
5	Other non-family	0	
93	Prefer not to answe	0	
Sysmiss		4418	

Warning: these figures indicate the number of cases found in the data file. They cannot be interpreted as summary statistics of the population of interest.

ms_talked_to_who_4: If yes, to who?

Information	[Type= discrete] [Format=numeric] [Range= 1-93] [Missing=*]
Statistics [NW/ W]	[Valid=2 /-] [Invalid=4418 /-]

Value	Label	Cases	Percentage
1	Friends	0	
2	Sexual partner	0	
3	Boyfriend/girlfriend	0	
4	Family member	2	100.0%
5	Other non-family	0	
93	Prefer not to answe	0	
Sysmiss		4418	

File : AHRI.DREAMS.MultiLevel.ExposureToShuga.2018.v1

ms_talked_to_who_4: If yes, to who?

Warning: these figures indicate the number of cases found in the data file. They cannot be interpreted as summary statistics of the population of interest.

ms_talked_to_who_93: If yes, to who?

Information [Type= discrete] [Format=numeric] [Range= 1-93] [Missing=*]

Statistics [NW/ W] [Valid=1 /-] [Invalid=4419 /-]

Value	Label	Cases	Percentage
1	Friends	0	
2	Sexual partner	0	
3	Boyfriend/girlfriend	0	
4	Family member	0	
5	Other non-family	0	
93	Prefer not to answe	1	100.0%
Sysmiss		4419	

Warning: these figures indicate the number of cases found in the data file. They cannot be interpreted as summary statistics of the population of interest.

ms_gbv_report_it: Did watching Shuga make you more willing to: Report GBV?

Information [Type= discrete] [Format=numeric] [Range= 0-98] [Missing=*]

Statistics [NW/ W] [Valid=171 /-] [Invalid=4249 /-]

Value	Label	Cases	Percentage
0	No, I have never had it	0	
1	Yes	129	75.4%
2	No	41	24.0%
3	Yes, but not sure about the exact age	0	
90	I am not sure	0	
93	Prefer not to answer	1	0.6%
95	Not had sex with this partner in the last 4 weeks	0	
97	N/A	0	
98	Don't know	0	
Sysmiss		4249	

Warning: these figures indicate the number of cases found in the data file. They cannot be interpreted as summary statistics of the population of interest.

ms_gbv_to_talk_about_it: Did watching Shuga make you more willing to: Talk about it?

Information [Type= discrete] [Format=numeric] [Range= 0-98] [Missing=*]

Statistics [NW/ W] [Valid=171 /-] [Invalid=4249 /-]

Value	Label	Cases	Percentage
0	No, I have never had it	0	
1	Yes	141	82.5%
2	No	27	15.8%
3	Yes, but not sure about the exact age	0	
90	I am not sure	0	
93	Prefer not to answer	3	1.8%
95	Not had sex with this partner in the last 4 weeks	0	
97	N/A	0	
98	Don't know	0	
Sysmiss		4249	

Warning: these figures indicate the number of cases found in the data file. They cannot be interpreted as summary statistics of the population of interest.

File : AHRI.DREAMS.MultiLevel.ExposureToShuga.2018.v1

ms_gbv_refer_for_help: Did watching Shuga make you more willing to: Help refer affected people for help

Information [Type= discrete] [Format=numeric] [Range= 0-98] [Missing=*]

Statistics [NW/ W] [Valid=171 /-] [Invalid=4249 /-]

Value	Label	Cases	Percentage
0	No, I have never had it	0	
1	Yes	133	77.8%
2	No	38	22.2%
3	Yes, but not sure about the exact age	0	
90	I am not sure	0	
93	Prefer not to answer	0	
95	Not had sex with this partner in the last 4 weeks	0	
97	N/A	0	
98	Don't know	0	
Sysmiss		4249	

Warning: these figures indicate the number of cases found in the data file. They cannot be interpreted as summary statistics of the population of interest.

ms_gbv_help_stop_it: Did watching Shuga make you more willing to: Help do something to stop it?

Information [Type= discrete] [Format=numeric] [Range= 0-98] [Missing=*]

Statistics [NW/ W] [Valid=171 /-] [Invalid=4249 /-]

Value	Label	Cases	Percentage
0	No, I have never had it	0	
1	Yes	145	84.8%
2	No	25	14.6%
3	Yes, but not sure about the exact age	0	
90	I am not sure	0	
93	Prefer not to answer	1	0.6%
95	Not had sex with this partner in the last 4 weeks	0	
97	N/A	0	
98	Don't know	0	
Sysmiss		4249	

Warning: these figures indicate the number of cases found in the data file. They cannot be interpreted as summary statistics of the population of interest.

ms_gbv_involve_family: Did watching Shuga make you more willing to: Involve family?

Information [Type= discrete] [Format=numeric] [Range= 0-98] [Missing=*]

Statistics [NW/ W] [Valid=171 /-] [Invalid=4249 /-]

Value	Label	Cases	Percentage
0	No, I have never had it	0	
1	Yes	130	76.0%
2	No	40	23.4%
3	Yes, but not sure about the exact age	0	
90	I am not sure	0	
93	Prefer not to answer	1	0.6%
95	Not had sex with this partner in the last 4 weeks	0	
97	N/A	0	
98	Don't know	0	

File : AHRI.DREAMS.MultiLevel.ExposureToShuga.2018.v1

ms_gbv_involve_family: Did watching Shuga make you more willing to: Involve family?

Value	Label	Cases	Percentage
Sysmiss		4249	

Warning: these figures indicate the number of cases found in the data file. They cannot be interpreted as summary statistics of the population of interest.

ms_behav_ask_use_condom: Did watching Shuga make you more willing to: Ask your partner to use condom?

Information	[Type= discrete] [Format=numeric] [Range= 0-98] [Missing=*]
Statistics [NW/ W]	[Valid=171 /-] [Invalid=4249 /-]

Value	Label	Cases	Percentage
0	No, I have never had it	0	
1	Yes	142	83.0%
2	No	25	14.6%
3	Yes, but not sure about the exact age	0	
90	I am not sure	0	
93	Prefer not to answer	4	2.3%
95	Not had sex with this partner in the last 4 weeks	0	
97	N/A	0	
98	Don't know	0	
Sysmiss		4249	

Warning: these figures indicate the number of cases found in the data file. They cannot be interpreted as summary statistics of the population of interest.

ms_behav_go_hiv_test: Did watching Shuga make you more willing to: Go for an HIV test?

Information	[Type= discrete] [Format=numeric] [Range= 0-98] [Missing=*]
Statistics [NW/ W]	[Valid=171 /-] [Invalid=4249 /-]

Value	Label	Cases	Percentage
0	No, I have never had it	0	
1	Yes	149	87.1%
2	No	21	12.3%
3	Yes, but not sure about the exact age	0	
90	I am not sure	0	
93	Prefer not to answer	1	0.6%
95	Not had sex with this partner in the last 4 weeks	0	
97	N/A	0	
98	Don't know	0	
Sysmiss		4249	

Warning: these figures indicate the number of cases found in the data file. They cannot be interpreted as summary statistics of the population of interest.

ms_behav_help_pos_person: Did watching Shuga make you more willing to: Help someone who is HIV positive?

Information	[Type= discrete] [Format=numeric] [Range= 0-98] [Missing=*]
Statistics [NW/ W]	[Valid=171 /-] [Invalid=4249 /-]

Value	Label	Cases	Percentage
0	No, I have never had it	0	
1	Yes	144	84.2%
2	No	22	12.9%
3	Yes, but not sure about the exact age	0	
90	I am not sure	0	

File : AHRI.DREAMS.MultiLevel.ExposureToShuga.2018.v1

ms_behav_help_pos_person: Did watching Shuga make you more willing to: Help someone who is HIV positive?

Value	Label	Cases	Percentage
93	Prefer not to answer	5	2.9%
95	Not had sex with this partner in the last 4 weeks	0	
97	N/A	0	
98	Don't know	0	
Sysmiss		4249	

Warning: these figures indicate the number of cases found in the data file. They cannot be interpreted as summary statistics of the population of interest.

ms_intend_to_get_tested: After watching MTV Shuga did you feel like you needed to have an HIV test?

Information	[Type= discrete] [Format=numeric] [Range= 0-98] [Missing=*]
Statistics [NW/ W]	[Valid=171 /-] [Invalid=4249 /-]

Value	Label	Cases	Percentage
0	No, I have never had it	0	
1	Yes	143	83.6%
2	No	26	15.2%
3	Yes, but not sure about the exact age	0	
90	I am not sure	0	
93	Prefer not to answer	2	1.2%
95	Not had sex with this partner in the last 4 weeks	0	
97	N/A	0	
98	Don't know	0	
Sysmiss		4249	

Warning: these figures indicate the number of cases found in the data file. They cannot be interpreted as summary statistics of the population of interest.

ms_intend_use_contracept: After watching MTV Shuga did you feel like you needed to start using contracepti

Information	[Type= discrete] [Format=numeric] [Range= 0-98] [Missing=*]
Statistics [NW/ W]	[Valid=171 /-] [Invalid=4249 /-]

Value	Label	Cases	Percentage
0	No, I have never had it	0	
1	Yes	138	80.7%
2	No	26	15.2%
3	Yes, but not sure about the exact age	0	
90	I am not sure	0	
93	Prefer not to answer	7	4.1%
95	Not had sex with this partner in the last 4 weeks	0	
97	N/A	0	
98	Don't know	0	
Sysmiss		4249	

Warning: these figures indicate the number of cases found in the data file. They cannot be interpreted as summary statistics of the population of interest.

ms_intend_pract_safe_sex: After watching MTV Shuga did you feel like you needed to practise safer sex (Or

Information	[Type= discrete] [Format=numeric] [Range= 0-98] [Missing=*]
Statistics [NW/ W]	[Valid=171 /-] [Invalid=4249 /-]

Value	Label	Cases	Percentage
0	No, I have never had it	0	

File : AHRI.DREAMS.MultiLevel.ExposureToShuga.2018.v1

ms_intend_pract_safe_sex: After watching MTV Shuga did you feel like you needed to practise safer sex (Or

Value	Label	Cases	Percentage
1	Yes	154	90.1%
2	No	14	8.2%
3	Yes, but not sure about the exact age	0	
90	I am not sure	0	
93	Prefer not to answer	3	1.8%
95	Not had sex with this partner in the last 4 weeks	0	
97	N/A	0	
98	Don't know	0	
Sysmiss		4249	

Warning: these figures indicate the number of cases found in the data file. They cannot be interpreted as summary statistics of the population of interest.

ms_intend_start_prep: After watching MTV Shuga did you feel like you needed to start using PreP?

Information	[Type= discrete] [Format=numeric] [Range= 0-98] [Missing=*]
Statistics [NW/ W]	[Valid=171 /-] [Invalid=4249 /-]

Value	Label	Cases	Percentage
0	No, I have never had it	0	
1	Yes	92	53.8%
2	No	52	30.4%
3	Yes, but not sure about the exact age	0	
90	I am not sure	0	
93	Prefer not to answer	27	15.8%
95	Not had sex with this partner in the last 4 weeks	0	
97	N/A	0	
98	Don't know	0	
Sysmiss		4249	

Warning: these figures indicate the number of cases found in the data file. They cannot be interpreted as summary statistics of the population of interest.

# ms_charid_had_fav_charac: Did you have any favorite character in MTV Shuga Down South?			
Information		[Type= discrete] [Format=numeric] [Range= 0-98] [Missing=*]	
Statistics [NW/ W]		[Valid=58 /-] [Invalid=4362 /-]	
Value	Label	Cases	Percentage
0	No, I have never had it	0	
1	Yes	33	56.9%
2	No	21	36.2%
3	Yes, but not sure about the exact age	0	
90	I am not sure	0	
93	Prefer not to answer	4	6.9%
95	Not had sex with this partner in the last 4 weeks	0	
97	N/A	0	
98	Don't know	0	
Sysmiss		4362	
<i>Warning: these figures indicate the number of cases found in the data file. They cannot be interpreted as summary statistics of the population of interest.</i>			
# ms_charid_had_rel_charac: Did you have a character that you related to?			
Information		[Type= discrete] [Format=numeric] [Range= 0-98] [Missing=*]	
Statistics [NW/ W]		[Valid=58 /-] [Invalid=4362 /-]	
Value	Label	Cases	Percentage
0	No, I have never had it	0	
1	Yes	16	27.6%
2	No	35	60.3%
3	Yes, but not sure about the exact age	0	
90	I am not sure	0	
93	Prefer not to answer	7	12.1%
95	Not had sex with this partner in the last 4 weeks	0	
97	N/A	0	
98	Don't know	0	
Sysmiss		4362	
<i>Warning: these figures indicate the number of cases found in the data file. They cannot be interpreted as summary statistics of the population of interest.</i>			
# ms_charid_your_rel_charac: Who was the character that you related to?			
Information		[Type= discrete] [Format=numeric] [Range= 1-96] [Missing=*]	
Statistics [NW/ W]		[Valid=16 /-] [Invalid=4404 /-]	
Value	Label	Cases	Percentage
1	Bongi	1	6.2%
2	Clint	0	
3	Coalstove	1	6.2%
4	Femi	0	
5	Ipeleng	2	12.5%
6	Khensani	1	6.2%
7	Leo	0	
8	Q	2	12.5%
9	Reggie	3	18.8%
10	Rakeem	1	6.2%
11	Sheila	0	

# ms_charid_your_rel_charac: Who was the character that you related to?			
Value	Label	Cases	Percentage
12	Sizwe	1	6.2%
13	Sol	1	6.2%
14	Storm	0	
15	Tsholofela	0	
16	Zamo	3	18.8%
96	Other specify	0	
Sysmiss		4404	
<i>Warning: these figures indicate the number of cases found in the data file. They cannot be interpreted as summary statistics of the population of interest.</i>			
# ms_charid_your_fav_oth: Please specify details on the other favorite character you had			
Information	[Type= discrete] [Format=character] [Missing=*]		
Statistics [NW/ W]	[Valid=0 /-] [Invalid=0 /-]		
# ms_socm_fav_media_platf: What is your favorite social media platform for messaging?			
Information	[Type= discrete] [Format=numeric] [Range= 1-96] [Missing=*]		
Statistics [NW/ W]	[Valid=3065 /-] [Invalid=1355 /-]		
Value	Label	Cases	Percentage
1	Facebook	1339	43.7%
2	Instagram	20	0.7%
3	Snapchat	1	0.0%
4	Twitter	24	0.8%
5	You Tube	15	0.5%
6	What's App	831	27.1%
7	WeChat	9	0.3%
8	SMS	78	2.5%
9	I don't use anything	729	23.8%
96	Other specify	19	0.6%
Sysmiss		1355	
<i>Warning: these figures indicate the number of cases found in the data file. They cannot be interpreted as summary statistics of the population of interest.</i>			
# ms_socm_fav_media_oth: Please specify details on the other favorite media platform			
Information	[Type= discrete] [Format=character] [Missing=*]		
Statistics [NW/ W]	[Valid=19 /-] [Invalid=0 /-]		
# ms_socm_use_phone_for_1: What do you use your mobile phone for?			
Information	[Type= discrete] [Format=numeric] [Range= 1-96] [Missing=*]		
Statistics [NW/ W]	[Valid=2397 /-] [Invalid=2023 /-]		
Value	Label	Cases	Percentage
1	Phone calls	2397	100.0%
2	SMS	0	
3	Taking pictures	0	
4	Watching movies	0	
5	Chat on Social media	0	
6	I don't have a phone	0	
7	Internet	0	
8	Playing games	0	

# ms_socm_use_phone_for_1: What do you use your mobile phone for?			
Value	Label	Cases	Percentage
93	Prefer not to answer	0	
96	Other specify	0	
System		2023	
<i>Warning: these figures indicate the number of cases found in the data file. They cannot be interpreted as summary statistics of the population of interest.</i>			
# ms_socm_use_phone_for_2: What do you use your mobile phone for?			
Information		[Type= discrete] [Format=numeric] [Range= 1-96] [Missing=*]	
Statistics [NW/ W]		[Valid=1325 /-] [Invalid=3095 /-]	
Value	Label	Cases	Percentage
1	Phone calls	0	
2	SMS	1325	100.0%
3	Taking pictures	0	
4	Watching movies	0	
5	Chat on Social media	0	
6	I don't have a phone	0	
7	Internet	0	
8	Playing games	0	
93	Prefer not to answer	0	
96	Other specify	0	
System		3095	
<i>Warning: these figures indicate the number of cases found in the data file. They cannot be interpreted as summary statistics of the population of interest.</i>			
# ms_socm_use_phone_for_3: What do you use your mobile phone for?			
Information		[Type= discrete] [Format=numeric] [Range= 1-96] [Missing=*]	
Statistics [NW/ W]		[Valid=703 /-] [Invalid=3717 /-]	
Value	Label	Cases	Percentage
1	Phone calls	0	
2	SMS	0	
3	Taking pictures	703	100.0%
4	Watching movies	0	
5	Chat on Social media	0	
6	I don't have a phone	0	
7	Internet	0	
8	Playing games	0	
93	Prefer not to answer	0	
96	Other specify	0	
System		3717	
<i>Warning: these figures indicate the number of cases found in the data file. They cannot be interpreted as summary statistics of the population of interest.</i>			
# ms_socm_use_phone_for_4: What do you use your mobile phone for?			
Information		[Type= discrete] [Format=numeric] [Range= 1-96] [Missing=*]	
Statistics [NW/ W]		[Valid=285 /-] [Invalid=4135 /-]	
Value	Label	Cases	Percentage
1	Phone calls	0	
2	SMS	0	
3	Taking pictures	0	

# ms_socm_use_phone_for_4: What do you use your mobile phone for?			
Value	Label	Cases	Percentage
4	Watching movies	285	100.0%
5	Chat on Social media	0	
6	I don't have a phone	0	
7	Internet	0	
8	Playing games	0	
93	Prefer not to answer	0	
96	Other specify	0	
Sysmiss		4135	
<i>Warning: these figures indicate the number of cases found in the data file. They cannot be interpreted as summary statistics of the population of interest.</i>			
# ms_socm_use_phone_for_5: What do you use your mobile phone for?			
Information	[Type= discrete] [Format=numeric] [Range= 1-96] [Missing=*]		
Statistics [NW/ W]	[Valid=1620 /-] [Invalid=2800 /-]		
Value	Label	Cases	Percentage
1	Phone calls	0	
2	SMS	0	
3	Taking pictures	0	
4	Watching movies	0	
5	Chat on Social media	1620	100.0%
6	I don't have a phone	0	
7	Internet	0	
8	Playing games	0	
93	Prefer not to answer	0	
96	Other specify	0	
Sysmiss		2800	
<i>Warning: these figures indicate the number of cases found in the data file. They cannot be interpreted as summary statistics of the population of interest.</i>			
# ms_socm_use_phone_for_6: What do you use your mobile phone for?			
Information	[Type= discrete] [Format=numeric] [Range= 1-96] [Missing=*]		
Statistics [NW/ W]	[Valid=398 /-] [Invalid=4022 /-]		
Value	Label	Cases	Percentage
1	Phone calls	0	
2	SMS	0	
3	Taking pictures	0	
4	Watching movies	0	
5	Chat on Social media	0	
6	I don't have a phone	398	100.0%
7	Internet	0	
8	Playing games	0	
93	Prefer not to answer	0	
96	Other specify	0	
Sysmiss		4022	
<i>Warning: these figures indicate the number of cases found in the data file. They cannot be interpreted as summary statistics of the population of interest.</i>			
# ms_socm_use_phone_for_7: What do you use your mobile phone for?			
Information	[Type= discrete] [Format=numeric] [Range= 1-96] [Missing=*]		

ms_socm_use_phone_for_7: What do you use your mobile phone for?

Statistics [NW/ W] [Valid=703 /-] [Invalid=3717 /-]

Value	Label	Cases	Percentage
1	Phone calls	0	
2	SMS	0	
3	Taking pictures	0	
4	Watching movies	0	
5	Chat on Social media	0	
6	I don't have a phone	0	
7	Internet	703	100.0%
8	Playing games	0	
93	Prefer not to answer	0	
96	Other specify	0	
Sysmiss		3717	

Warning: these figures indicate the number of cases found in the data file. They cannot be interpreted as summary statistics of the population of interest.

ms_socm_use_phone_for_8: What do you use your mobile phone for?

Information [Type= discrete] [Format=numeric] [Range= 1-96] [Missing=*]

Statistics [NW/ W] [Valid=440 /-] [Invalid=3980 /-]

Value	Label	Cases	Percentage
1	Phone calls	0	
2	SMS	0	
3	Taking pictures	0	
4	Watching movies	0	
5	Chat on Social media	0	
6	I don't have a phone	0	
7	Internet	0	
8	Playing games	440	100.0%
93	Prefer not to answer	0	
96	Other specify	0	
Sysmiss		3980	

Warning: these figures indicate the number of cases found in the data file. They cannot be interpreted as summary statistics of the population of interest.

ms_socm_use_phone_for_93: What do you use your mobile phone for?

Information [Type= discrete] [Format=numeric] [Range= 1-96] [Missing=*]

Statistics [NW/ W] [Valid=3 /-] [Invalid=4417 /-]

Value	Label	Cases	Percentage
1	Phone calls	0	
2	SMS	0	
3	Taking pictures	0	
4	Watching movies	0	
5	Chat on Social media	0	
6	I don't have a phone	0	
7	Internet	0	
8	Playing games	0	
93	Prefer not to answer	3	100.0%
96	Other specify	0	

# ms_socm_use_phone_for_93: What do you use your mobile phone for?			
Value	Label	Cases	Percentage
Sysmiss		4417	
<i>Warning: these figures indicate the number of cases found in the data file. They cannot be interpreted as summary statistics of the population of interest.</i>			
# ms_socm_use_phone_for_96: What do you use your mobile phone for?			
Information		[Type= discrete] [Format=numeric] [Range= 1-96] [Missing=*]	
Statistics [NW/ W]		[Valid=27 /-] [Invalid=4393 /-]	
Value	Label	Cases	Percentage
1	Phone calls	0	
2	SMS	0	
3	Taking pictures	0	
4	Watching movies	0	
5	Chat on Social media	0	
6	I don't have a phone	0	
7	Internet	0	
8	Playing games	0	
93	Prefer not to answer	0	
96	Other specify	27	100.0%
Sysmiss		4393	
<i>Warning: these figures indicate the number of cases found in the data file. They cannot be interpreted as summary statistics of the population of interest.</i>			
# ms_socm_use_phone_oth: Specify other uses of your mobile phone			
Information		[Type= discrete] [Format=character] [Missing=*]	
Statistics [NW/ W]		[Valid=28 /-] [Invalid=0 /-]	
# ms_know_hiv_prevent_1: Which method do you use/have you used to avoid getting HIV?			
Information		[Type= discrete] [Format=numeric] [Range= 1-96] [Missing=*]	
Statistics [NW/ W]		[Valid=2 /-] [Invalid=4418 /-]	
Value	Label	Cases	Percentage
1	PrEP	2	100.0%
2	Condoms	0	
3	PEP	0	
4	None	0	
5	Never had sex	0	
96	Other specify	0	
Sysmiss		4418	
<i>Warning: these figures indicate the number of cases found in the data file. They cannot be interpreted as summary statistics of the population of interest.</i>			
# ms_know_hiv_prevent_2: Which method do you use/have you used to avoid getting HIV?			
Information		[Type= discrete] [Format=numeric] [Range= 1-96] [Missing=*]	
Statistics [NW/ W]		[Valid=1694 /-] [Invalid=2726 /-]	
Value	Label	Cases	Percentage
1	PrEP	0	
2	Condoms	1694	100.0%
3	PEP	0	
4	None	0	
5	Never had sex	0	

# ms_know_hiv_prevent_2: Which method do you use/have you used to avoid getting HIV?			
Value	Label	Cases	Percentage
96	Other specify	0	
Sysmiss		2726	
<i>Warning: these figures indicate the number of cases found in the data file. They cannot be interpreted as summary statistics of the population of interest.</i>			
# ms_know_hiv_prevent_3: Which method do you use/have you used to avoid getting HIV?			
Information	[Type= discrete] [Format=numeric] [Range= 1-96] [Missing=*]		
Statistics [NW/ W]	[Valid=1 /-] [Invalid=4419 /-]		
Value	Label	Cases	Percentage
1	PrEP	0	
2	Condoms	0	
3	PEP	1	100.0%
4	None	0	
5	Never had sex	0	
96	Other specify	0	
Sysmiss		4419	
<i>Warning: these figures indicate the number of cases found in the data file. They cannot be interpreted as summary statistics of the population of interest.</i>			
# ms_know_hiv_prevent_4: Which method do you use/have you used to avoid getting HIV?			
Information	[Type= discrete] [Format=numeric] [Range= 1-96] [Missing=*]		
Statistics [NW/ W]	[Valid=343 /-] [Invalid=4077 /-]		
Value	Label	Cases	Percentage
1	PrEP	0	
2	Condoms	0	
3	PEP	0	
4	None	343	100.0%
5	Never had sex	0	
96	Other specify	0	
Sysmiss		4077	
<i>Warning: these figures indicate the number of cases found in the data file. They cannot be interpreted as summary statistics of the population of interest.</i>			
# ms_know_hiv_prevent_5: Which method do you use/have you used to avoid getting HIV?			
Information	[Type= discrete] [Format=numeric] [Range= 1-96] [Missing=*]		
Statistics [NW/ W]	[Valid=885 /-] [Invalid=3535 /-]		
Value	Label	Cases	Percentage
1	PrEP	0	
2	Condoms	0	
3	PEP	0	
4	None	0	
5	Never had sex	885	100.0%
96	Other specify	0	
Sysmiss		3535	
<i>Warning: these figures indicate the number of cases found in the data file. They cannot be interpreted as summary statistics of the population of interest.</i>			
# ms_know_hiv_prevent_96: Which method do you use/have you used to avoid getting HIV?			
Information	[Type= discrete] [Format=numeric] [Range= 1-96] [Missing=*]		
Statistics [NW/ W]	[Valid=16 /-] [Invalid=4404 /-]		

# ms_know_hiv_prevent_96: Which method do you use/have you used to avoid getting HIV?			
Value	Label	Cases	Percentage
1	PrEP	0	
2	Condoms	0	
3	PEP	0	
4	None	0	
5	Never had sex	0	
96	Other specify	16	100.0%
Sysmiss		4404	
<i>Warning: these figures indicate the number of cases found in the data file. They cannot be interpreted as summary statistics of the population of interest.</i>			
# ms_know_hiv_prevent_oth: Please specify details on the other method to avoid getting HIV			
Information	[Type= discrete] [Format=character] [Missing=*]		
Statistics [NW/ W]	[Valid=17 /-] [Invalid=0 /-]		
# ms_stigma_rel_hiv_pos: Would you be willing to be in a romantic relationship with someone who is HIV+?			
Information	[Type= discrete] [Format=numeric] [Range= 0-98] [Missing=*]		
Statistics [NW/ W]	[Valid=3065 /-] [Invalid=1355 /-]		
Value	Label	Cases	Percentage
0	No, I have never had it	0	
1	Yes	755	24.6%
2	No	1997	65.2%
3	Yes, but not sure about the exact age	0	
90	I am not sure	148	4.8%
93	Prefer not to answer	4	0.1%
95	Not had sex with this partner in the last 4 weeks	0	
97	N/A	0	
98	Don't know	161	5.3%
Sysmiss		1355	
<i>Warning: these figures indicate the number of cases found in the data file. They cannot be interpreted as summary statistics of the population of interest.</i>			
# ms_stigma_att_supp_group: Would you support a friend or romantic partner with HIV by going to an HIV suppo			
Information	[Type= discrete] [Format=numeric] [Range= 0-98] [Missing=*]		
Statistics [NW/ W]	[Valid=3065 /-] [Invalid=1355 /-]		
Value	Label	Cases	Percentage
0	No, I have never had it	0	
1	Yes	2820	92.0%
2	No	148	4.8%
3	Yes, but not sure about the exact age	0	
90	I am not sure	44	1.4%
93	Prefer not to answer	5	0.2%
95	Not had sex with this partner in the last 4 weeks	0	
97	N/A	0	
98	Don't know	48	1.6%
Sysmiss		1355	
<i>Warning: these figures indicate the number of cases found in the data file. They cannot be interpreted as summary statistics of the population of interest.</i>			
# ms_stigma_samesex_rel: Do you think your community would judge negatively men and women in same-sex rel			
Information	[Type= discrete] [Format=numeric] [Range= 0-98] [Missing=*]		

ms_stigma_samesex_relat: Do you think your community would judge negatively men and women in same-sex rel

Statistics [NW/ W] [Valid=3065 /-] [Invalid=1355 /-]

Value	Label	Cases	Percentage
0	No, I have never had it	0	
1	Yes	1679	54.8%
2	No	749	24.4%
3	Yes, but not sure about the exact age	0	
90	I am not sure	192	6.3%
93	Prefer not to answer	3	0.1%
95	Not had sex with this partner in the last 4 weeks	0	
97	N/A	0	
98	Don't know	442	14.4%
Sysmiss		1355	

Warning: these figures indicate the number of cases found in the data file. They cannot be interpreted as summary statistics of the population of interest.

File : AHRI.DREAMS.MultiLevel.IndivEduEcoNutritionSituation.2018.v1

project_id: REDCap Project Identifier

Information [Type= discrete] [Format=numeric] [Range= 380-380] [Missing=*]

Statistics [NW/ W] [Valid=4420 /-] [Invalid=0 /-]

event_id: REDCap Event Identifier

Information [Type= discrete] [Format=numeric] [Range= 1080-1080] [Missing=*]

Statistics [NW/ W] [Valid=4420 /-] [Invalid=0 /-]

cohort: Cohort Description

Information [Type= discrete] [Format=character] [Missing=*]

Statistics [NW/ W] [Valid=4420 /-] [Invalid=0 /-]

round: Round Description

Information [Type= discrete] [Format=character] [Missing=*]

Statistics [NW/ W] [Valid=4420 /-] [Invalid=0 /-]

IntId: Individual ID

Information [Type= continuous] [Format=numeric] [Range= 166-220477] [Missing=*]

Statistics [NW/ W] [Valid=4420 /-] [Invalid=0 /-]

ie_inschool: Are you currently still in school?

Information [Type= discrete] [Format=numeric] [Range= 0-98] [Missing=*]

Statistics [NW/ W] [Valid=3067 /-] [Invalid=1353 /-]

Value	Label	Cases	Percentage
0	No, I have never had it	0	
1	Yes	1429	46.6%
2	No	1637	53.4%
3	Yes, but not sure about the exact age	0	
90	I am not sure	0	
93	Prefer not to answer	1	0.0%
95	Not had sex with this partner in the last 4 weeks	0	
97	N/A	0	
98	Don't know	0	
Sysmiss		1353	

Warning: these figures indicate the number of cases found in the data file. They cannot be interpreted as summary statistics of the population of interest.

ie_prev_inschool_state: Where you still in school the last time we saw you?

Information [Type= discrete] [Format=numeric] [Range= 0-98] [Missing=*]

Statistics [NW/ W] [Valid=0 /-] [Invalid=4420 /-]

Value	Label	Cases	Percentage
0	No, I have never had it	0	
1	Yes	0	
2	No	0	
3	Yes, but not sure about the exact age	0	
90	I am not sure	0	
93	Prefer not to answer	0	
95	Not had sex with this partner in the last 4 weeks	0	

File : AHRI.DREAMS.MultiLevel.IndivEduEcoNutritionSituation.2018.v1

ie_prev_inschool_state: Where you still in school the last time we saw you?

Value	Label	Cases	Percentage
97	N/A	0	
98	Don't know	0	
Sysmiss		4420	

Warning: these figures indicate the number of cases found in the data file. They cannot be interpreted as summary statistics of the population of interest.

ie_schoolgrade: In which grade are you? (Grade 1

Information	[Type= discrete] [Format=character] [Missing=*]
Statistics [NW/ W]	[Valid=1429 /-] [Invalid=0 /-]

ie_daysabssch: How many days were you absent from school?

Information	[Type= discrete] [Format=character] [Missing=*]
Statistics [NW/ W]	[Valid=1429 /-] [Invalid=0 /-]

ie_schabsreas_1: What were the main reasons why you were absent? [Don't read responses. Select al

Information	[Type= discrete] [Format=numeric] [Range= 1-96] [Missing=*]
Statistics [NW/ W]	[Valid=309 /-] [Invalid=4111 /-]

Value	Label	Cases	Percentage
1	Health/illness: Went to the doctor / sickness or injury	309	100.0%
2	Weather conditions / floods/ too hot	0	
3	Family responsibilities: Visiting relatives, was out of town/funeral/ relative died/looking after family member/child watched livestock/ child was working/collecting social grant	0	
4	Institutional/in-school factors: educator was absent/educator victimises learner/assaulted by the educator/educator attending course/exam period/no feeding scheme that day/ school opened earlier than expected	0	
5	Financial/cost of education: financial problems/school fees unpaid/ no transport money/did not go on a school trip/did not have complete uniform	0	
6	Child/youth did not want to go to school	0	
7	Transport and physical access: Transport unavailable/school is far away	0	
8	Child/youth was running late for school/fear of punishment	0	
9	Age: Feeling too old/too young to attend school	0	
10	Learning Disabilities/ Learning difficulties/Difficulty coping academically	0	
11	Food insecurity: no or little food	0	
12	Pregnancy	0	
13	Not accepted for enrolment	0	
14	Boredom with school/subject	0	
15	Violence in school/bullying/doesn't feel safe travelling or walking to school	0	
96	Other	0	
Sysmiss		4111	

Warning: these figures indicate the number of cases found in the data file. They cannot be interpreted as summary statistics of the population of interest.

ie_schabsreas_10: What were the main reasons why you were absent? [Don't read responses. Select al

Information	[Type= discrete] [Format=numeric] [Range= 1-96] [Missing=*]
--------------------	---

File : AHRI.DREAMS.MultiLevel.IndivEduEcoNutritionSituation.2018.v1

ie_schabsreas_10: What were the main reasons why you were absent? [Don't read responses. Select al

Statistics [NW/ W] [Valid=1 /-] [Invalid=4419 /-]

Value	Label	Cases	Percentage
1	Health/illness: Went to the doctor / sickness or injury	0	
2	Weather conditions / floods/ too hot	0	
3	Family responsibilities: Visiting relatives, was out of town/funeral/ relative died/looking after family member/child watched livestock/ child was working/collecting social grant	0	
4	Institutional/in-school factors: educator was absent/educator victimises learner/assaulted by the educator/educator attending course/exam period/no feeding scheme that day/ school opened earlier than expected	0	
5	Financial/cost of education: financial problems/school fees unpaid/ no transport money/did not go on a school trip/did not have complete uniform	0	
6	Child/youth did not want to go to school	0	
7	Transport and physical access: Transport unavailable/school is far away	0	
8	Child/youth was running late for school/fear of punishment	0	
9	Age: Feeling too old/too young to attend school	0	
10	Learning Disabilities/ Learning difficulties/Difficulty coping academically	1	100.0%
11	Food insecurity: no or little food	0	
12	Pregnancy	0	
13	Not accepted for enrolment	0	
14	Boredom with school/subject	0	
15	Violence in school/bullying/doesn't feel safe travelling or walking to school	0	
96	Other	0	
Sysmiss		4419	

Warning: these figures indicate the number of cases found in the data file. They cannot be interpreted as summary statistics of the population of interest.

ie_schabsreas_11: What were the main reasons why you were absent? [Don't read responses. Select al

Information [Type= discrete] [Format=numeric] [Range= 1-96] [Missing=*]

Statistics [NW/ W] [Valid=1 /-] [Invalid=4419 /-]

Value	Label	Cases	Percentage
1	Health/illness: Went to the doctor / sickness or injury	0	
2	Weather conditions / floods/ too hot	0	
3	Family responsibilities: Visiting relatives, was out of town/funeral/ relative died/looking after family member/child watched livestock/ child was working/collecting social grant	0	
4	Institutional/in-school factors: educator was absent/educator victimises learner/assaulted by the educator/educator attending course/exam period/no feeding scheme that day/ school opened earlier than expected	0	
5	Financial/cost of education: financial problems/school fees unpaid/ no transport money/did not go on a school trip/did not have complete uniform	0	
6	Child/youth did not want to go to school	0	
7	Transport and physical access: Transport unavailable/school is far away	0	

File : AHRI.DREAMS.MultiLevel.IndivEduEcoNutritionSituation.2018.v1

ie_schabsreas_11: What were the main reasons why you were absent? [Don't read responses. Select al

Value	Label	Cases	Percentage
8	Child/youth was running late for school/fear of punishment	0	
9	Age: Feeling too old/too young to attend school	0	
10	Learning Disabilities/ Learning difficulties/Difficulty coping academically	0	
11	Food insecurity: no or little food	1	100.0%
12	Pregnancy	0	
13	Not accepted for enrolment	0	
14	Boredom with school/subject	0	
15	Violence in school/bullying/doesn't feel safe travelling or walking to school	0	
96	Other	0	
Sysmiss		4419	

Warning: these figures indicate the number of cases found in the data file. They cannot be interpreted as summary statistics of the population of interest.

ie_schabsreas_14: What were the main reasons why you were absent? [Don't read responses. Select al

Information	[Type= discrete] [Format=numeric] [Range= 1-96] [Missing=*]
Statistics [NW/ W]	[Valid=19 /-] [Invalid=4401 /-]

Value	Label	Cases	Percentage
1	Health/illness: Went to the doctor / sickness or injury	0	
2	Weather conditions / floods/ too hot	0	
3	Family responsibilities: Visiting relatives, was out of town/funeral/ relative died/looking after family member/child watched livestock/ child was working/collecting social grant	0	
4	Institutional/in-school factors: educator was absent/educator victimises learner/assaulted by the educator/educator attending course/exam period/no feeding scheme that day/ school opened earlier than expected	0	
5	Financial/cost of education: financial problems/school fees unpaid/ no transport money/did not go on a school trip/did not have complete uniform	0	
6	Child/youth did not want to go to school	0	
7	Transport and physical access: Transport unavailable/school is far away	0	
8	Child/youth was running late for school/fear of punishment	0	
9	Age: Feeling too old/too young to attend school	0	
10	Learning Disabilities/ Learning difficulties/Difficulty coping academically	0	
11	Food insecurity: no or little food	0	
12	Pregnancy	0	
13	Not accepted for enrolment	0	
14	Boredom with school/subject	19	100.0%
15	Violence in school/bullying/doesn't feel safe travelling or walking to school	0	
96	Other	0	
Sysmiss		4401	

Warning: these figures indicate the number of cases found in the data file. They cannot be interpreted as summary statistics of the population of interest.

File : AHRI.DREAMS.MultiLevel.IndivEduEcoNutritionSituation.2018.v1

ie_schabsreas_15: What were the main reasons why you were absent? [Don't read responses. Select al

Information [Type= discrete] [Format=numeric] [Range= 1-96] [Missing=*]

Statistics [NW/ W] [Valid=4 /-] [Invalid=4416 /-]

Value	Label	Cases	Percentage
1	Health/illness: Went to the doctor / sickness or injury	0	
2	Weather conditions / floods/ too hot	0	
3	Family responsibilities: Visiting relatives, was out of town/funeral/ relative died/looking after family member/child watched livestock/ child was working/collecting social grant	0	
4	Institutional/in-school factors: educator was absent/educator victimises learner/assaulted by the educator/educator attending course/exam period/no feeding scheme that day/ school opened earlier than expected	0	
5	Financial/cost of education: financial problems/school fees unpaid/ no transport money/did not go on a school trip/did not have complete uniform	0	
6	Child/youth did not want to go to school	0	
7	Transport and physical access: Transport unavailable/school is far away	0	
8	Child/youth was running late for school/fear of punishment	0	
9	Age: Feeling too old/too young to attend school	0	
10	Learning Disabilities/ Learning difficulties/Difficulty coping academically	0	
11	Food insecurity: no or little food	0	
12	Pregnancy	0	
13	Not accepted for enrolment	0	
14	Boredom with school/subject	0	
15	Violence in school/bullying/doesn't feel safe travelling or walking to school	4	100.0%
96	Other	0	
Sysmiss		4416	

Warning: these figures indicate the number of cases found in the data file. They cannot be interpreted as summary statistics of the population of interest.

ie_schabsreas_2: What were the main reasons why you were absent? [Don't read responses. Select al

Information [Type= discrete] [Format=numeric] [Range= 1-96] [Missing=*]

Statistics [NW/ W] [Valid=107 /-] [Invalid=4313 /-]

Value	Label	Cases	Percentage
1	Health/illness: Went to the doctor / sickness or injury	0	
2	Weather conditions / floods/ too hot	107	100.0%
3	Family responsibilities: Visiting relatives, was out of town/funeral/ relative died/looking after family member/child watched livestock/ child was working/collecting social grant	0	
4	Institutional/in-school factors: educator was absent/educator victimises learner/assaulted by the educator/educator attending course/exam period/no feeding scheme that day/ school opened earlier than expected	0	
5	Financial/cost of education: financial problems/school fees unpaid/ no transport money/did not go on a school trip/did not have complete uniform	0	
6	Child/youth did not want to go to school	0	

File : AHRI.DREAMS.MultiLevel.IndivEduEcoNutritionSituation.2018.v1

ie_schabsreas_2: What were the main reasons why you were absent? [Don't read responses. Select al

Value	Label	Cases	Percentage
7	Transport and physical access: Transport unavailable/school is far away	0	
8	Child/youth was running late for school/fear of punishment	0	
9	Age: Feeling too old/too young to attend school	0	
10	Learning Disabilities/ Learning difficulties/Difficulty coping academically	0	
11	Food insecurity: no or little food	0	
12	Pregnancy	0	
13	Not accepted for enrolment	0	
14	Boredom with school/subject	0	
15	Violence in school/bullying/doesn't feel safe travelling or walking to school	0	
96	Other	0	
Sysmiss		4313	

Warning: these figures indicate the number of cases found in the data file. They cannot be interpreted as summary statistics of the population of interest.

ie_schabsreas_3: What were the main reasons why you were absent? [Don't read responses. Select al

Information	[Type= discrete] [Format=numeric] [Range= 1-96] [Missing=*]
Statistics [NW/ W]	[Valid=32 /-] [Invalid=4388 /-]

Value	Label	Cases	Percentage
1	Health/illness: Went to the doctor / sickness or injury	0	
2	Weather conditions / floods/ too hot	0	
3	Family responsibilities: Visiting relatives, was out of town/funeral/ relative died/looking after family member/child watched livestock/ child was working/collecting social grant	32	100.0%
4	Institutional/in-school factors: educator was absent/educator victimises learner/assaulted by the educator/educator attending course/exam period/no feeding scheme that day/ school opened earlier than expected	0	
5	Financial/cost of education: financial problems/school fees unpaid/ no transport money/did not go on a school trip/did not have complete uniform	0	
6	Child/youth did not want to go to school	0	
7	Transport and physical access: Transport unavailable/school is far away	0	
8	Child/youth was running late for school/fear of punishment	0	
9	Age: Feeling too old/too young to attend school	0	
10	Learning Disabilities/ Learning difficulties/Difficulty coping academically	0	
11	Food insecurity: no or little food	0	
12	Pregnancy	0	
13	Not accepted for enrolment	0	
14	Boredom with school/subject	0	
15	Violence in school/bullying/doesn't feel safe travelling or walking to school	0	
96	Other	0	
Sysmiss		4388	

Warning: these figures indicate the number of cases found in the data file. They cannot be interpreted as summary statistics of the population of interest.

File : AHRI.DREAMS.MultiLevel.IndivEduEcoNutritionSituation.2018.v1

ie_schabsreas_4: What were the main reasons why you were absent? [Don't read responses. Select al

Information [Type= discrete] [Format=numeric] [Range= 1-96] [Missing=*]

Statistics [NW/ W] [Valid=60 /-] [Invalid=4360 /-]

Value	Label	Cases	Percentage
1	Health/illness: Went to the doctor / sickness or injury	0	
2	Weather conditions / floods/ too hot	0	
3	Family responsibilities: Visiting relatives, was out of town/funeral/ relative died/looking after family member/child watched livestock/ child was working/collecting social grant	0	
4	Institutional/in-school factors: educator was absent/educator victimises learner/assaulted by the educator/educator attending course/exam period/no feeding scheme that day/ school opened earlier than expected	60	100.0%
5	Financial/cost of education: financial problems/school fees unpaid/ no transport money/did not go on a school trip/did not have complete uniform	0	
6	Child/youth did not want to go to school	0	
7	Transport and physical access: Transport unavailable/school is far away	0	
8	Child/youth was running late for school/fear of punishment	0	
9	Age: Feeling too old/too young to attend school	0	
10	Learning Disabilities/ Learning difficulties/Difficulty coping academically	0	
11	Food insecurity: no or little food	0	
12	Pregnancy	0	
13	Not accepted for enrolment	0	
14	Boredom with school/subject	0	
15	Violence in school/bullying/doesn't feel safe travelling or walking to school	0	
96	Other	0	
Sysmiss		4360	

Warning: these figures indicate the number of cases found in the data file. They cannot be interpreted as summary statistics of the population of interest.

ie_schabsreas_5: What were the main reasons why you were absent? [Don't read responses. Select al

Information [Type= discrete] [Format=numeric] [Range= 1-96] [Missing=*]

Statistics [NW/ W] [Valid=19 /-] [Invalid=4401 /-]

Value	Label	Cases	Percentage
1	Health/illness: Went to the doctor / sickness or injury	0	
2	Weather conditions / floods/ too hot	0	
3	Family responsibilities: Visiting relatives, was out of town/funeral/ relative died/looking after family member/child watched livestock/ child was working/collecting social grant	0	
4	Institutional/in-school factors: educator was absent/educator victimises learner/assaulted by the educator/educator attending course/exam period/no feeding scheme that day/ school opened earlier than expected	0	
5	Financial/cost of education: financial problems/school fees unpaid/ no transport money/did not go on a school trip/did not have complete uniform	19	100.0%
6	Child/youth did not want to go to school	0	

File : AHRI.DREAMS.MultiLevel.IndivEduEcoNutritionSituation.2018.v1

ie_schabsreas_5: What were the main reasons why you were absent? [Don't read responses. Select al

Value	Label	Cases	Percentage
7	Transport and physical access: Transport unavailable/school is far away	0	
8	Child/youth was running late for school/fear of punishment	0	
9	Age: Feeling too old/too young to attend school	0	
10	Learning Disabilities/ Learning difficulties/Difficulty coping academically	0	
11	Food insecurity: no or little food	0	
12	Pregnancy	0	
13	Not accepted for enrolment	0	
14	Boredom with school/subject	0	
15	Violence in school/bullying/doesn't feel safe travelling or walking to school	0	
96	Other	0	
Sysmiss		4401	

Warning: these figures indicate the number of cases found in the data file. They cannot be interpreted as summary statistics of the population of interest.

ie_schabsreas_6: What were the main reasons why you were absent? [Don't read responses. Select al

Information	[Type= discrete] [Format=numeric] [Range= 1-96] [Missing=*]
Statistics [NW/ W]	[Valid=14 /-] [Invalid=4406 /-]

Value	Label	Cases	Percentage
1	Health/illness: Went to the doctor / sickness or injury	0	
2	Weather conditions / floods/ too hot	0	
3	Family responsibilities: Visiting relatives, was out of town/funeral/ relative died/looking after family member/child watched livestock/ child was working/collecting social grant	0	
4	Institutional/in-school factors: educator was absent/educator victimises learner/assaulted by the educator/educator attending course/exam period/no feeding scheme that day/ school opened earlier than expected	0	
5	Financial/cost of education: financial problems/school fees unpaid/ no transport money/did not go on a school trip/did not have complete uniform	0	
6	Child/youth did not want to go to school	14	100.0%
7	Transport and physical access: Transport unavailable/school is far away	0	
8	Child/youth was running late for school/fear of punishment	0	
9	Age: Feeling too old/too young to attend school	0	
10	Learning Disabilities/ Learning difficulties/Difficulty coping academically	0	
11	Food insecurity: no or little food	0	
12	Pregnancy	0	
13	Not accepted for enrolment	0	
14	Boredom with school/subject	0	
15	Violence in school/bullying/doesn't feel safe travelling or walking to school	0	
96	Other	0	
Sysmiss		4406	

Warning: these figures indicate the number of cases found in the data file. They cannot be interpreted as summary statistics of the population of interest.

File : AHRI.DREAMS.MultiLevel.IndivEduEcoNutritionSituation.2018.v1

ie_schabsreas_7: What were the main reasons why you were absent? [Don't read responses. Select al

Information [Type= discrete] [Format=numeric] [Range= 1-96] [Missing=*]

Statistics [NW/ W] [Valid=21 /-] [Invalid=4399 /-]

Value	Label	Cases	Percentage
1	Health/illness: Went to the doctor / sickness or injury	0	
2	Weather conditions / floods/ too hot	0	
3	Family responsibilities: Visiting relatives, was out of town/funeral/ relative died/looking after family member/child watched livestock/ child was working/collecting social grant	0	
4	Institutional/in-school factors: educator was absent/educator victimises learner/assaulted by the educator/educator attending course/exam period/no feeding scheme that day/ school opened earlier than expected	0	
5	Financial/cost of education: financial problems/school fees unpaid/ no transport money/did not go on a school trip/did not have complete uniform	0	
6	Child/youth did not want to go to school	0	
7	Transport and physical access: Transport unavailable/school is far away	21	100.0%
8	Child/youth was running late for school/fear of punishment	0	
9	Age: Feeling too old/too young to attend school	0	
10	Learning Disabilities/ Learning difficulties/Difficulty coping academically	0	
11	Food insecurity: no or little food	0	
12	Pregnancy	0	
13	Not accepted for enrolment	0	
14	Boredom with school/subject	0	
15	Violence in school/bullying/doesn't feel safe travelling or walking to school	0	
96	Other	0	
Sysmiss		4399	

Warning: these figures indicate the number of cases found in the data file. They cannot be interpreted as summary statistics of the population of interest.

ie_schabsreas_8: What were the main reasons why you were absent? [Don't read responses. Select al

Information [Type= discrete] [Format=numeric] [Range= 1-96] [Missing=*]

Statistics [NW/ W] [Valid=14 /-] [Invalid=4406 /-]

Value	Label	Cases	Percentage
1	Health/illness: Went to the doctor / sickness or injury	0	
2	Weather conditions / floods/ too hot	0	
3	Family responsibilities: Visiting relatives, was out of town/funeral/ relative died/looking after family member/child watched livestock/ child was working/collecting social grant	0	
4	Institutional/in-school factors: educator was absent/educator victimises learner/assaulted by the educator/educator attending course/exam period/no feeding scheme that day/ school opened earlier than expected	0	
5	Financial/cost of education: financial problems/school fees unpaid/ no transport money/did not go on a school trip/did not have complete uniform	0	
6	Child/youth did not want to go to school	0	

File : AHRI.DREAMS.MultiLevel.IndivEduEcoNutritionSituation.2018.v1

ie_schabsreas_8: What were the main reasons why you were absent? [Don't read responses. Select al

Value	Label	Cases	Percentage
7	Transport and physical access: Transport unavailable/school is far away	0	
8	Child/youth was running late for school/fear of punishment	14	100.0%
9	Age: Feeling too old/too young to attend school	0	
10	Learning Disabilities/ Learning difficulties/Difficulty coping academically	0	
11	Food insecurity: no or little food	0	
12	Pregnancy	0	
13	Not accepted for enrolment	0	
14	Boredom with school/subject	0	
15	Violence in school/bullying/doesn't feel safe travelling or walking to school	0	
96	Other	0	
Sysmiss		4406	

Warning: these figures indicate the number of cases found in the data file. They cannot be interpreted as summary statistics of the population of interest.

ie_schabsreas_96: What were the main reasons why you were absent? [Don't read responses. Select al

Information	[Type= discrete] [Format=numeric] [Range= 1-96] [Missing=*]
Statistics [NW/ W]	[Valid=47 /-] [Invalid=4373 /-]

Value	Label	Cases	Percentage
1	Health/illness: Went to the doctor / sickness or injury	0	
2	Weather conditions / floods/ too hot	0	
3	Family responsibilities: Visiting relatives, was out of town/funeral/ relative died/looking after family member/child watched livestock/ child was working/collecting social grant	0	
4	Institutional/in-school factors: educator was absent/educator victimises learner/assaulted by the educator/educator attending course/exam period/no feeding scheme that day/ school opened earlier than expected	0	
5	Financial/cost of education: financial problems/school fees unpaid/ no transport money/did not go on a school trip/did not have complete uniform	0	
6	Child/youth did not want to go to school	0	
7	Transport and physical access: Transport unavailable/school is far away	0	
8	Child/youth was running late for school/fear of punishment	0	
9	Age: Feeling too old/too young to attend school	0	
10	Learning Disabilities/ Learning difficulties/Difficulty coping academically	0	
11	Food insecurity: no or little food	0	
12	Pregnancy	0	
13	Not accepted for enrolment	0	
14	Boredom with school/subject	0	
15	Violence in school/bullying/doesn't feel safe travelling or walking to school	0	
96	Other	47	100.0%
Sysmiss		4373	

Warning: these figures indicate the number of cases found in the data file. They cannot be interpreted as summary statistics of the population of interest.

File : AHRI.DREAMS.MultiLevel.IndivEduEcoNutritionSituation.2018.v1

ie_abschreasoht: Please specify the other reasons for being absent

Information [Type= discrete] [Format=character] [Missing=*]

Statistics [NW/ W] [Valid=53 /-]

ie_highlevledu: What is your highest level of education achieved / qualification ('attainment')

Information [Type= discrete] [Format=numeric] [Range= 0-98] [Missing=*]

Statistics [NW/ W] [Valid=1634 /-] [Invalid=2786 /-]

Value	Label	Cases	Percentage
0	None	8	0.5%
1	Some primary	76	4.7%
2	Some secondary	554	33.9%
3	Completed secondary/matrikulated	831	50.9%
4	Certificate	103	6.3%
5	Diploma	33	2.0%
6	Bachelors degree	20	1.2%
7	Bachelors + Diploma	3	0.2%
8	Honours	4	0.2%
93	Prefer not to answer	2	0.1%
98	Don't know	0	
Sysmiss		2786	

Warning: these figures indicate the number of cases found in the data file. They cannot be interpreted as summary statistics of the population of interest.

ie_employed: Are you currently in full

Information [Type= discrete] [Format=numeric] [Range= 1-98] [Missing=*]

Statistics [NW/ W] [Valid=3067 /-] [Invalid=1353 /-]

Value	Label	Cases	Percentage
1	Full-time employment	273	8.9%
2	No, Not employed	2486	81.1%
3	Part-time employment	305	9.9%
4	Studying	0	
93	Prefer not to answer	1	0.0%
98	Don't know	2	0.1%
Sysmiss		1353	

Warning: these figures indicate the number of cases found in the data file. They cannot be interpreted as summary statistics of the population of interest.

ie_othincome: Do you have any other source of income?

Information [Type= discrete] [Format=numeric] [Range= 0-98] [Missing=*]

Statistics [NW/ W] [Valid=3066 /-] [Invalid=1354 /-]

Value	Label	Cases	Percentage
0	No, I have never had it	0	
1	Yes	287	9.4%
2	No	2775	90.5%
3	Yes, but not sure about the exact age	0	
90	I am not sure	0	
93	Prefer not to answer	4	0.1%
95	Not had sex with this partner in the last 4 weeks	0	

File : AHRI.DREAMS.MultiLevel.IndivEduEcoNutritionSituation.2018.v1

ie_othincome: Do you have any other source of income?

Value	Label	Cases	Percentage
97	N/A	0	
98	Don't know	0	
Sysmiss		1354	

Warning: these figures indicate the number of cases found in the data file. They cannot be interpreted as summary statistics of the population of interest.

ie_incomeoth: What Other sources of income do you have?

Information	[Type= discrete] [Format=character] [Missing=*]
Statistics [NW/ W]	[Valid=287 /-] [Invalid=0 /-]

ie_granttype_1: Do you receive any Government Grant for yourself? Please specify the types of gr

Information	[Type= discrete] [Format=numeric] [Range= 1-98] [Missing=*]
Statistics [NW/ W]	[Valid=412 /-] [Invalid=4008 /-]

Value	Label	Cases	Percentage
1	Yes, Child support	412	100.0%
2	No, none	0	
3	Yes, Foster Care	0	
4	Yes, Disability Care	0	
5	Yes, Old Age Pension	0	
6	Yes, Child Care	0	
93	Prefer not to answer	0	
96	Other, specify	0	
98	Don't know	0	
Sysmiss		4008	

Warning: these figures indicate the number of cases found in the data file. They cannot be interpreted as summary statistics of the population of interest.

ie_granttype_2: Do you receive any Government Grant for yourself? Please specify the types of gr

Information	[Type= discrete] [Format=numeric] [Range= 1-98] [Missing=*]
Statistics [NW/ W]	[Valid=1616 /-] [Invalid=2804 /-]

Value	Label	Cases	Percentage
1	Yes, Child support	0	
2	No, none	1616	100.0%
3	Yes, Foster Care	0	
4	Yes, Disability Care	0	
5	Yes, Old Age Pension	0	
6	Yes, Child Care	0	
93	Prefer not to answer	0	
96	Other, specify	0	
98	Don't know	0	
Sysmiss		2804	

Warning: these figures indicate the number of cases found in the data file. They cannot be interpreted as summary statistics of the population of interest.

ie_granttype_3: Do you receive any Government Grant for yourself? Please specify the types of gr

Information	[Type= discrete] [Format=numeric] [Range= 1-98] [Missing=*]
Statistics [NW/ W]	[Valid=28 /-] [Invalid=4392 /-]

File : AHRI.DREAMS.MultiLevel.IndivEduEcoNutritionSituation.2018.v1

ie_granttype_3: Do you receive any Government Grant for yourself? Please specify the types of gr

Value	Label	Cases	Percentage
1	Yes, Child support	0	
2	No, none	0	
3	Yes, Foster Care	28	100.0%
4	Yes, Disability Care	0	
5	Yes, Old Age Pension	0	
6	Yes, Child Care	0	
93	Prefer not to answer	0	
96	Other, specify	0	
98	Don't know	0	
Sysmiss		4392	

Warning: these figures indicate the number of cases found in the data file. They cannot be interpreted as summary statistics of the population of interest.

ie_granttype_4: Do you receive any Government Grant for yourself? Please specify the types of gr

Value	Label	Cases	Percentage
1	Yes, Child support	0	
2	No, none	0	
3	Yes, Foster Care	0	
4	Yes, Disability Care	16	100.0%
5	Yes, Old Age Pension	0	
6	Yes, Child Care	0	
93	Prefer not to answer	0	
96	Other, specify	0	
98	Don't know	0	
Sysmiss		4404	

Warning: these figures indicate the number of cases found in the data file. They cannot be interpreted as summary statistics of the population of interest.

ie_granttype_6: Do you receive any Government Grant for yourself? Please specify the types of gr

Value	Label	Cases	Percentage
1	Yes, Child support	0	
2	No, none	0	
3	Yes, Foster Care	0	
4	Yes, Disability Care	0	
5	Yes, Old Age Pension	0	
6	Yes, Child Care	695	100.0%
93	Prefer not to answer	0	
96	Other, specify	0	
98	Don't know	0	
Sysmiss		3725	

Warning: these figures indicate the number of cases found in the data file. They cannot be interpreted as summary statistics of the population of interest.

File : AHRI.DREAMS.MultiLevel.IndivEduEcoNutritionSituation.2018.v1

ie_granttype_93: Do you receive any Government Grant for yourself? Please specify the types of gr

Information [Type= discrete] [Format=numeric] [Range= 1-98] [Missing=*]

Statistics [NW/ W] [Valid=2 /-] [Invalid=4418 /-]

Value	Label	Cases	Percentage
1	Yes, Child support	0	
2	No, none	0	
3	Yes, Foster Care	0	
4	Yes, Disability Care	0	
5	Yes, Old Age Pension	0	
6	Yes, Child Care	0	
93	Prefer not to answer	2	100.0%
96	Other, specify	0	
98	Don't know	0	
Sysmiss		4418	

Warning: these figures indicate the number of cases found in the data file. They cannot be interpreted as summary statistics of the population of interest.

ie_granttype_96: Do you receive any Government Grant for yourself? Please specify the types of gr

Information [Type= discrete] [Format=numeric] [Range= 1-98] [Missing=*]

Statistics [NW/ W] [Valid=3 /-] [Invalid=4417 /-]

Value	Label	Cases	Percentage
1	Yes, Child support	0	
2	No, none	0	
3	Yes, Foster Care	0	
4	Yes, Disability Care	0	
5	Yes, Old Age Pension	0	
6	Yes, Child Care	0	
93	Prefer not to answer	0	
96	Other, specify	3	100.0%
98	Don't know	0	
Sysmiss		4417	

Warning: these figures indicate the number of cases found in the data file. They cannot be interpreted as summary statistics of the population of interest.

ie_granttype_98: Do you receive any Government Grant for yourself? Please specify the types of gr

Information [Type= discrete] [Format=numeric] [Range= 1-98] [Missing=*]

Statistics [NW/ W] [Valid=47 /-] [Invalid=4373 /-]

Value	Label	Cases	Percentage
1	Yes, Child support	0	
2	No, none	0	
3	Yes, Foster Care	0	
4	Yes, Disability Care	0	
5	Yes, Old Age Pension	0	
6	Yes, Child Care	0	
93	Prefer not to answer	0	
96	Other, specify	0	
98	Don't know	47	100.0%

File : AHRI.DREAMS.MultiLevel.IndivEduEcoNutritionSituation.2018.v1

ie_granttype_98: Do you receive any Government Grant for yourself? Please specify the types of gr

Value	Label	Cases	Percentage
Sysmiss		4373	

Warning: these figures indicate the number of cases found in the data file. They cannot be interpreted as summary statistics of the population of interest.

ie_grantoth: Please specify information on the other grant/s

Information	[Type= discrete] [Format=character] [Missing=*]
Statistics [NW/ W]	[Valid=3 /-] [Invalid=0 /-]

ie_chores_time: Are you willing to share how much time did you spend doing household chores, suc

Information	[Type= discrete] [Format=numeric] [Range= 0-98] [Missing=*]
Statistics [NW/ W]	[Valid=3067 /-] [Invalid=1353 /-]

Value	Label	Cases	Percentage
0	No, I have never had it	0	
1	Yes	2791	91.0%
2	No	149	4.9%
3	Yes, but not sure about the exact age	0	
90	I am not sure	0	
93	Prefer not to answer	7	0.2%
95	Not had sex with this partner in the last 4 weeks	0	
97	N/A	0	
98	Don't know	120	3.9%
Sysmiss		1353	

Warning: these figures indicate the number of cases found in the data file. They cannot be interpreted as summary statistics of the population of interest.

ie_chores_hours: Hours spent on chores [0.5, 1

Information	[Type= discrete] [Format=character] [Missing=*]
Statistics [NW/ W]	[Valid=2791 /-] [Invalid=0 /-]

ie_items_own01: A blanket

Information	[Type= discrete] [Format=numeric] [Range= 0-98] [Missing=*]
Statistics [NW/ W]	[Valid=3067 /-] [Invalid=1353 /-]

Value	Label	Cases	Percentage
0	No, I have never had it	0	
1	Yes	3016	98.3%
2	No	51	1.7%
3	Yes, but not sure about the exact age	0	
90	I am not sure	0	
93	Prefer not to answer	0	
95	Not had sex with this partner in the last 4 weeks	0	
97	N/A	0	
98	Don't know	0	
Sysmiss		1353	

Warning: these figures indicate the number of cases found in the data file. They cannot be interpreted as summary statistics of the population of interest.

ie_items_own02: A pair of shoes

Information	[Type= discrete] [Format=numeric] [Range= 0-98] [Missing=*]
--------------------	---

File : AHRI.DREAMS.MultiLevel.IndivEduEcoNutritionSituation.2018.v1

ie_items_own02: A pair of shoes

Statistics [NW/ W] [Valid=3067 /-] [Invalid=1353 /-]

Value	Label	Cases	Percentage
0	No, I have never had it	0	
1	Yes	3033	98.9%
2	No	34	1.1%
3	Yes, but not sure about the exact age	0	
90	I am not sure	0	
93	Prefer not to answer	0	
95	Not had sex with this partner in the last 4 weeks	0	
97	N/A	0	
98	Don't know	0	
Sysmiss		1353	

Warning: these figures indicate the number of cases found in the data file. They cannot be interpreted as summary statistics of the population of interest.

ie_items_own03: School uniform

Information [Type= discrete] [Format=numeric] [Range= 0-98] [Missing=*]

Statistics [NW/ W] [Valid=1429 /-] [Invalid=2991 /-]

Value	Label	Cases	Percentage
0	No, I have never had it	0	
1	Yes	1416	99.1%
2	No	12	0.8%
3	Yes, but not sure about the exact age	0	
90	I am not sure	0	
93	Prefer not to answer	0	
95	Not had sex with this partner in the last 4 weeks	0	
97	N/A	0	
98	Don't know	1	0.1%
Sysmiss		2991	

Warning: these figures indicate the number of cases found in the data file. They cannot be interpreted as summary statistics of the population of interest.

ie_items_own04: Two sets of clothes (other than uniform)

Information [Type= discrete] [Format=numeric] [Range= 0-98] [Missing=*]

Statistics [NW/ W] [Valid=3067 /-] [Invalid=1353 /-]

Value	Label	Cases	Percentage
0	No, I have never had it	0	
1	Yes	2903	94.7%
2	No	133	4.3%
3	Yes, but not sure about the exact age	0	
90	I am not sure	0	
93	Prefer not to answer	0	
95	Not had sex with this partner in the last 4 weeks	0	
97	N/A	31	1.0%
98	Don't know	0	
Sysmiss		1353	

Warning: these figures indicate the number of cases found in the data file. They cannot be interpreted as summary statistics of the population of interest.

File : AHRI.DREAMS.MultiLevel.IndivEduEcoNutritionSituation.2018.v1

ie_items_own05: A school bag

Information [Type= discrete] [Format=numeric] [Range= 0-98] [Missing=*]

Statistics [NW/ W] [Valid=1429 /-] [Invalid=2991 /-]

Value	Label	Cases	Percentage
0	No, I have never had it	0	
1	Yes	1349	94.4%
2	No	80	5.6%
3	Yes, but not sure about the exact age	0	
90	I am not sure	0	
93	Prefer not to answer	0	
95	Not had sex with this partner in the last 4 weeks	0	
97	N/A	0	
98	Don't know	0	
Sysmiss		2991	

Warning: these figures indicate the number of cases found in the data file. They cannot be interpreted as summary statistics of the population of interest.

ie_items_own06: Some jewelry

Information [Type= discrete] [Format=numeric] [Range= 0-98] [Missing=*]

Statistics [NW/ W] [Valid=3067 /-] [Invalid=1353 /-]

Value	Label	Cases	Percentage
0	No, I have never had it	0	
1	Yes	601	19.6%
2	No	2461	80.2%
3	Yes, but not sure about the exact age	0	
90	I am not sure	0	
93	Prefer not to answer	1	0.0%
95	Not had sex with this partner in the last 4 weeks	0	
97	N/A	3	0.1%
98	Don't know	1	0.0%
Sysmiss		1353	

Warning: these figures indicate the number of cases found in the data file. They cannot be interpreted as summary statistics of the population of interest.

ie_items_own07: Hair clips/ribbons

Information [Type= discrete] [Format=numeric] [Range= 0-98] [Missing=*]

Statistics [NW/ W] [Valid=578 /-] [Invalid=3842 /-]

Value	Label	Cases	Percentage
0	No, I have never had it	0	
1	Yes	309	53.5%
2	No	269	46.5%
3	Yes, but not sure about the exact age	0	
90	I am not sure	0	
93	Prefer not to answer	0	
95	Not had sex with this partner in the last 4 weeks	0	
97	N/A	0	
98	Don't know	0	

File : AHRI.DREAMS.MultiLevel.IndivEduEcoNutritionSituation.2018.v1

ie_items_own07: Hair clips/ribbons

Value	Label	Cases	Percentage
Sysmiss		3842	

Warning: these figures indicate the number of cases found in the data file. They cannot be interpreted as summary statistics of the population of interest.

ie_items_own08: A mobile telephone

Information	[Type= discrete] [Format=numeric] [Range= 0-98] [Missing=*]
Statistics [NW/ W]	[Valid=3066 /-] [Invalid=1354 /-]

Value	Label	Cases	Percentage
0	No, I have never had it	0	
1	Yes	2553	83.3%
2	No	512	16.7%
3	Yes, but not sure about the exact age	0	
90	I am not sure	0	
93	Prefer not to answer	0	
95	Not had sex with this partner in the last 4 weeks	0	
97	N/A	0	
98	Don't know	1	0.0%
Sysmiss		1354	

Warning: these figures indicate the number of cases found in the data file. They cannot be interpreted as summary statistics of the population of interest.

ie_items_own09: A clock or a wrist watch

Information	[Type= discrete] [Format=numeric] [Range= 0-98] [Missing=*]
Statistics [NW/ W]	[Valid=3067 /-] [Invalid=1353 /-]

Value	Label	Cases	Percentage
0	No, I have never had it	0	
1	Yes	865	28.2%
2	No	2198	71.7%
3	Yes, but not sure about the exact age	0	
90	I am not sure	0	
93	Prefer not to answer	1	0.0%
95	Not had sex with this partner in the last 4 weeks	0	
97	N/A	3	0.1%
98	Don't know	0	
Sysmiss		1353	

Warning: these figures indicate the number of cases found in the data file. They cannot be interpreted as summary statistics of the population of interest.

ie_items_own10: A bicycle

Information	[Type= discrete] [Format=numeric] [Range= 0-98] [Missing=*]
Statistics [NW/ W]	[Valid=3067 /-] [Invalid=1353 /-]

Value	Label	Cases	Percentage
0	No, I have never had it	0	
1	Yes	72	2.3%
2	No	2989	97.5%
3	Yes, but not sure about the exact age	0	
90	I am not sure	0	

File : AHRI.DREAMS.MultiLevel.IndivEduEcoNutritionSituation.2018.v1

ie_items_own10: A bicycle

Value	Label	Cases	Percentage
93	Prefer not to answer	1	0.0%
95	Not had sex with this partner in the last 4 weeks	0	
97	N/A	4	0.1%
98	Don't know	1	0.0%
Sysmiss		1353	

Warning: these figures indicate the number of cases found in the data file. They cannot be interpreted as summary statistics of the population of interest.

ie_dialyneeds_source_1: In the last one year, when you spent money on your daily needs, other odds and e

Information	[Type= discrete] [Format=numeric] [Range= 1-98] [Missing=*]
Statistics [NW/ W]	[Valid=574 /-] [Invalid=3846 /-]

Value	Label	Cases	Percentage
1	My own earnings	574	100.0%
2	Mother	0	
3	Father	0	
4	Guardian you live with	0	
5	Grandparents	0	
6	Other relatives	0	
7	Friend	0	
8	Boyfriend/ girlfriend	0	
9	Husband/wife	0	
10	Own savings	0	
11	Savings group stockvel	0	
12	Casual jobs/chores	0	
13	Steady job	0	
14	Cash transfers	0	
93	Prefer not to answer	0	
96	Social grants other	0	
98	Don't know	0	
Sysmiss		3846	

Warning: these figures indicate the number of cases found in the data file. They cannot be interpreted as summary statistics of the population of interest.

ie_dialyneeds_source_10: In the last one year, when you spent money on your daily needs, other odds and e

Information	[Type= discrete] [Format=numeric] [Range= 1-98] [Missing=*]
Statistics [NW/ W]	[Valid=26 /-] [Invalid=4394 /-]

Value	Label	Cases	Percentage
1	My own earnings	0	
2	Mother	0	
3	Father	0	
4	Guardian you live with	0	
5	Grandparents	0	
6	Other relatives	0	
7	Friend	0	
8	Boyfriend/ girlfriend	0	
9	Husband/wife	0	

File : AHRI.DREAMS.MultiLevel.IndivEduEcoNutritionSituation.2018.v1

ie_dialyneeds_source_10: In the last one year, when you spent money on your daily needs, other odds and e

Value	Label	Cases	Percentage
10	Own savings	26	100.0%
11	Savings group stockvel	0	
12	Casual jobs/chores	0	
13	Steady job	0	
14	Cash transfers	0	
93	Prefer not to answer	0	
96	Social grants other	0	
98	Don't know	0	
Sysmiss		4394	

Warning: these figures indicate the number of cases found in the data file. They cannot be interpreted as summary statistics of the population of interest.

ie_dialyneeds_source_11: In the last one year, when you spent money on your daily needs, other odds and e

Information	[Type= discrete] [Format=numeric] [Range= 1-98] [Missing=*]
Statistics [NW/ W]	[Valid=7 /-] [Invalid=4413 /-]

Value	Label	Cases	Percentage
1	My own earnings	0	
2	Mother	0	
3	Father	0	
4	Guardian you live with	0	
5	Grandparents	0	
6	Other relatives	0	
7	Friend	0	
8	Boyfriend/ girlfriend	0	
9	Husband/wife	0	
10	Own savings	0	
11	Savings group stockvel	7	100.0%
12	Casual jobs/chores	0	
13	Steady job	0	
14	Cash transfers	0	
93	Prefer not to answer	0	
96	Social grants other	0	
98	Don't know	0	
Sysmiss		4413	

Warning: these figures indicate the number of cases found in the data file. They cannot be interpreted as summary statistics of the population of interest.

ie_dialyneeds_source_12: In the last one year, when you spent money on your daily needs, other odds and e

Information	[Type= discrete] [Format=numeric] [Range= 1-98] [Missing=*]
Statistics [NW/ W]	[Valid=316 /-] [Invalid=4104 /-]

Value	Label	Cases	Percentage
1	My own earnings	0	
2	Mother	0	
3	Father	0	
4	Guardian you live with	0	
5	Grandparents	0	
6	Other relatives	0	
7	Friend	0	
8	Boyfriend/ girlfriend	0	
9	Husband/wife	0	
10	Own savings	0	
11	Savings group stockvel	0	
12	Casual jobs/chores	316	100.0%
13	Steady job	0	
14	Cash transfers	0	
93	Prefer not to answer	0	
96	Social grants other	0	
98	Don't know	0	
Sysmiss		4104	

Warning: these figures indicate the number of cases found in the data file. They cannot be interpreted as summary statistics of the population of interest.

ie_dialyneeds_source_13: In the last one year, when you spent money on your daily needs, other odds and e

Information	[Type= discrete] [Format=numeric] [Range= 1-98] [Missing=*]
Statistics [NW/ W]	[Valid=51 /-] [Invalid=4369 /-]

Value	Label	Cases	Percentage
1	My own earnings	0	
2	Mother	0	
3	Father	0	
4	Guardian you live with	0	
5	Grandparents	0	
6	Other relatives	0	
7	Friend	0	
8	Boyfriend/ girlfriend	0	
9	Husband/wife	0	
10	Own savings	0	
11	Savings group stockvel	0	
12	Casual jobs/chores	0	
13	Steady job	51	100.0%
14	Cash transfers	0	
93	Prefer not to answer	0	
96	Social grants other	0	
98	Don't know	0	
Sysmiss		4369	

Warning: these figures indicate the number of cases found in the data file. They cannot be interpreted as summary statistics of the population of interest.

ie_dialyneeds_source_14: In the last one year, when you spent money on your daily needs, other odds and e

Information	[Type= discrete] [Format=numeric] [Range= 1-98] [Missing=*]
Statistics [NW/ W]	[Valid=206 /-] [Invalid=4214 /-]

Value	Label	Cases	Percentage
1	My own earnings	0	
2	Mother	0	
3	Father	0	
4	Guardian you live with	0	
5	Grandparents	0	
6	Other relatives	0	
7	Friend	0	
8	Boyfriend/ girlfriend	0	
9	Husband/wife	0	
10	Own savings	0	
11	Savings group stockvel	0	
12	Casual jobs/chores	0	
13	Steady job	0	
14	Cash transfers	206	100.0%
93	Prefer not to answer	0	
96	Social grants other	0	
98	Don't know	0	
Sysmiss		4214	

Warning: these figures indicate the number of cases found in the data file. They cannot be interpreted as summary statistics of the population of interest.

ie_dialyneeds_source_2: In the last one year, when you spent money on your daily needs, other odds and e

Information	[Type= discrete] [Format=numeric] [Range= 1-98] [Missing=*]
Statistics [NW/ W]	[Valid=649 /-] [Invalid=3771 /-]

Value	Label	Cases	Percentage
1	My own earnings	0	
2	Mother	649	100.0%
3	Father	0	
4	Guardian you live with	0	
5	Grandparents	0	
6	Other relatives	0	
7	Friend	0	
8	Boyfriend/ girlfriend	0	
9	Husband/wife	0	
10	Own savings	0	
11	Savings group stockvel	0	
12	Casual jobs/chores	0	
13	Steady job	0	
14	Cash transfers	0	
93	Prefer not to answer	0	
96	Social grants other	0	
98	Don't know	0	
Sysmiss		3771	

Warning: these figures indicate the number of cases found in the data file. They cannot be interpreted as summary statistics of the population of interest.

ie_dialyneeds_source_3: In the last one year, when you spent money on your daily needs, other odds and e

Information	[Type= discrete] [Format=numeric] [Range= 1-98] [Missing=*]
Statistics [NW/ W]	[Valid=292 /-] [Invalid=4128 /-]

Value	Label	Cases	Percentage
1	My own earnings	0	
2	Mother	0	
3	Father	292	100.0%
4	Guardian you live with	0	
5	Grandparents	0	
6	Other relatives	0	
7	Friend	0	
8	Boyfriend/ girlfriend	0	
9	Husband/wife	0	
10	Own savings	0	
11	Savings group stockvel	0	
12	Casual jobs/chores	0	
13	Steady job	0	
14	Cash transfers	0	
93	Prefer not to answer	0	
96	Social grants other	0	
98	Don't know	0	
Sysmiss		4128	

Warning: these figures indicate the number of cases found in the data file. They cannot be interpreted as summary statistics of the population of interest.

ie_dialyneeds_source_4: In the last one year, when you spent money on your daily needs, other odds and e

Information	[Type= discrete] [Format=numeric] [Range= 1-98] [Missing=*]
Statistics [NW/ W]	[Valid=21 /-] [Invalid=4399 /-]

Value	Label	Cases	Percentage
1	My own earnings	0	
2	Mother	0	
3	Father	0	
4	Guardian you live with	21	100.0%
5	Grandparents	0	
6	Other relatives	0	
7	Friend	0	
8	Boyfriend/ girlfriend	0	
9	Husband/wife	0	
10	Own savings	0	
11	Savings group stockvel	0	
12	Casual jobs/chores	0	
13	Steady job	0	
14	Cash transfers	0	
93	Prefer not to answer	0	
96	Social grants other	0	
98	Don't know	0	
Sysmiss		4399	

Warning: these figures indicate the number of cases found in the data file. They cannot be interpreted as summary statistics of the population of interest.

ie_dialyneeds_source_5: In the last one year, when you spent money on your daily needs, other odds and e

Information	[Type= discrete] [Format=numeric] [Range= 1-98] [Missing=*]
Statistics [NW/ W]	[Valid=190 /-] [Invalid=4230 /-]

Value	Label	Cases	Percentage
1	My own earnings	0	
2	Mother	0	
3	Father	0	
4	Guardian you live with	0	
5	Grandparents	190	100.0%
6	Other relatives	0	
7	Friend	0	
8	Boyfriend/ girlfriend	0	
9	Husband/wife	0	
10	Own savings	0	
11	Savings group stockvel	0	
12	Casual jobs/chores	0	
13	Steady job	0	
14	Cash transfers	0	
93	Prefer not to answer	0	
96	Social grants other	0	
98	Don't know	0	
Sysmiss		4230	

Warning: these figures indicate the number of cases found in the data file. They cannot be interpreted as summary statistics of the population of interest.

ie_dialyneeds_source_6: In the last one year, when you spent money on your daily needs, other odds and e

Information	[Type= discrete] [Format=numeric] [Range= 1-98] [Missing=*]
Statistics [NW/ W]	[Valid=192 /-] [Invalid=4228 /-]

Value	Label	Cases	Percentage
1	My own earnings	0	
2	Mother	0	
3	Father	0	
4	Guardian you live with	0	
5	Grandparents	0	
6	Other relatives	192	100.0%
7	Friend	0	
8	Boyfriend/ girlfriend	0	
9	Husband/wife	0	
10	Own savings	0	
11	Savings group stockvel	0	
12	Casual jobs/chores	0	
13	Steady job	0	
14	Cash transfers	0	
93	Prefer not to answer	0	
96	Social grants other	0	
98	Don't know	0	
Sysmiss		4228	

Warning: these figures indicate the number of cases found in the data file. They cannot be interpreted as summary statistics of the population of interest.

ie_dialyneeds_source_7: In the last one year, when you spent money on your daily needs, other odds and e

Information	[Type= discrete] [Format=numeric] [Range= 1-98] [Missing=*]
Statistics [NW/ W]	[Valid=3 /-] [Invalid=4417 /-]

Value	Label	Cases	Percentage
1	My own earnings	0	
2	Mother	0	
3	Father	0	
4	Guardian you live with	0	
5	Grandparents	0	
6	Other relatives	0	
7	Friend	3	100.0%
8	Boyfriend/ girlfriend	0	
9	Husband/wife	0	
10	Own savings	0	
11	Savings group stockvel	0	
12	Casual jobs/chores	0	
13	Steady job	0	
14	Cash transfers	0	
93	Prefer not to answer	0	
96	Social grants other	0	
98	Don't know	0	
Sysmiss		4417	

Warning: these figures indicate the number of cases found in the data file. They cannot be interpreted as summary statistics of the population of interest.

ie_dialyneeds_source_8: In the last one year, when you spent money on your daily needs, other odds and e

Information	[Type= discrete] [Format=numeric] [Range= 1-98] [Missing=*]
Statistics [NW/ W]	[Valid=160 /-] [Invalid=4260 /-]

Value	Label	Cases	Percentage
1	My own earnings	0	
2	Mother	0	
3	Father	0	
4	Guardian you live with	0	
5	Grandparents	0	
6	Other relatives	0	
7	Friend	0	
8	Boyfriend/ girlfriend	160	100.0%
9	Husband/wife	0	
10	Own savings	0	
11	Savings group stockvel	0	
12	Casual jobs/chores	0	
13	Steady job	0	
14	Cash transfers	0	
93	Prefer not to answer	0	
96	Social grants other	0	
98	Don't know	0	
Sysmiss		4260	

Warning: these figures indicate the number of cases found in the data file. They cannot be interpreted as summary statistics of the population of interest.

ie_dialyneeds_source_9: In the last one year, when you spent money on your daily needs, other odds and e

Information	[Type= discrete] [Format=numeric] [Range= 1-98] [Missing=*]
Statistics [NW/ W]	[Valid=7 /-] [Invalid=4413 /-]

Value	Label	Cases	Percentage
1	My own earnings	0	
2	Mother	0	
3	Father	0	
4	Guardian you live with	0	
5	Grandparents	0	
6	Other relatives	0	
7	Friend	0	
8	Boyfriend/ girlfriend	0	
9	Husband/wife	7	100.0%
10	Own savings	0	
11	Savings group stockvel	0	
12	Casual jobs/chores	0	
13	Steady job	0	
14	Cash transfers	0	
93	Prefer not to answer	0	
96	Social grants other	0	
98	Don't know	0	
Sysmiss		4413	

Warning: these figures indicate the number of cases found in the data file. They cannot be interpreted as summary statistics of the population of interest.

# ie_dialyneeds_source_96: In the last one year, when you spent money on your daily needs, other odds and e			
Information		[Type= discrete] [Format=numeric] [Range= 1-98] [Missing=*]	
Statistics [NW/ W]		[Valid=46 /-] [Invalid=4374 /-]	
Value	Label	Cases	Percentage
1	My own earnings	0	
2	Mother	0	
3	Father	0	
4	Guardian you live with	0	
5	Grandparents	0	
6	Other relatives	0	
7	Friend	0	
8	Boyfriend/ girlfriend	0	
9	Husband/wife	0	
10	Own savings	0	
11	Savings group stockvel	0	
12	Casual jobs/chores	0	
13	Steady job	0	
14	Cash transfers	0	
93	Prefer not to answer	0	
96	Social grants other	46	100.0%
98	Don't know	0	
Sysmiss		4374	
<i>Warning: these figures indicate the number of cases found in the data file. They cannot be interpreted as summary statistics of the population of interest.</i>			
# ie_dailynneeds_spend: In the last one year, did you spend any money on your daily needs, other odds an			
Information		[Type= discrete] [Format=numeric] [Range= 1-98] [Missing=*]	
Statistics [NW/ W]		[Valid=3067 /-] [Invalid=1353 /-]	
Value	Label	Cases	Percentage
1	My own earnings	2265	73.9%
2	Mother	792	25.8%
3	Father	0	
4	Guardian you live with	0	
5	Grandparents	0	
6	Other relatives	0	
7	Friend	0	
8	Boyfriend/ girlfriend	0	
9	Husband/wife	0	
10	Own savings	0	
11	Savings group stockvel	0	
12	Casual jobs/chores	0	
13	Steady job	0	
14	Cash transfers	0	
93	Prefer not to answer	4	0.1%
96	Social grants other	0	
98	Don't know	6	0.2%
Sysmiss		1353	
<i>Warning: these figures indicate the number of cases found in the data file. They cannot be interpreted as summary statistics of the population of interest.</i>			

# ie_dailyn_source_oth: Please specify other source of money			
Information	[Type= discrete] [Format=character] [Missing=*]		
Statistics [NW/ W]	[Valid=57 /-] [Invalid=0 /-]		
# ie_spenton_12mths_0: What did you typically spend money on, in the past year?			
Information	[Type= discrete] [Format=numeric] [Range= 0-96] [Missing=*]		
Statistics [NW/ W]	[Valid=36 /-] [Invalid=4384 /-]		
Value	Label	Cases	Percentage
0	Did not spend any	36	100.0%
1	Food for family	0	
2	Food for self	0	
3	Transport	0	
4	School fees / Education	0	
5	Clothes	0	
6	Toiletries for self	0	
7	Medicines	0	
8	Alcohol	0	
9	Sanitary towels/tampons	0	
10	Remittances to family	0	
96	Other, specify	0	
Sysmiss		4384	
<i>Warning: these figures indicate the number of cases found in the data file. They cannot be interpreted as summary statistics of the population of interest.</i>			
# ie_spenton_12mths_1: What did you typically spend money on, in the past year?			
Information	[Type= discrete] [Format=numeric] [Range= 0-96] [Missing=*]		
Statistics [NW/ W]	[Valid=633 /-] [Invalid=3787 /-]		
Value	Label	Cases	Percentage
0	Did not spend any	0	
1	Food for family	633	100.0%
2	Food for self	0	
3	Transport	0	
4	School fees / Education	0	
5	Clothes	0	
6	Toiletries for self	0	
7	Medicines	0	
8	Alcohol	0	
9	Sanitary towels/tampons	0	
10	Remittances to family	0	
96	Other, specify	0	
Sysmiss		3787	
<i>Warning: these figures indicate the number of cases found in the data file. They cannot be interpreted as summary statistics of the population of interest.</i>			
# ie_spenton_12mths_10: What did you typically spend money on, in the past year?			
Information	[Type= discrete] [Format=numeric] [Range= 0-96] [Missing=*]		
Statistics [NW/ W]	[Valid=59 /-] [Invalid=4361 /-]		
Value	Label	Cases	Percentage
0	Did not spend any	0	
1	Food for family	0	

ie_spenton_12mths_10: What did you typically spend money on, in the past year?

Value	Label	Cases	Percentage
2	Food for self	0	
3	Transport	0	
4	School fees / Education	0	
5	Clothes	0	
6	Toiletries for self	0	
7	Medicines	0	
8	Alcohol	0	
9	Sanitary towels/tampons	0	
10	Remittances to family	59	100.0%
96	Other, specify	0	
Sysmiss		4361	

Warning: these figures indicate the number of cases found in the data file. They cannot be interpreted as summary statistics of the population of interest.

ie_spenton_12mths_2: What did you typically spend money on, in the past year?

Value	Label	Cases	Percentage
0	Did not spend any	0	
1	Food for family	0	
2	Food for self	639	100.0%
3	Transport	0	
4	School fees / Education	0	
5	Clothes	0	
6	Toiletries for self	0	
7	Medicines	0	
8	Alcohol	0	
9	Sanitary towels/tampons	0	
10	Remittances to family	0	
96	Other, specify	0	
Sysmiss		3781	

Warning: these figures indicate the number of cases found in the data file. They cannot be interpreted as summary statistics of the population of interest.

ie_spenton_12mths_3: What did you typically spend money on, in the past year?

Value	Label	Cases	Percentage
0	Did not spend any	0	
1	Food for family	0	
2	Food for self	0	
3	Transport	30	100.0%
4	School fees / Education	0	
5	Clothes	0	
6	Toiletries for self	0	
7	Medicines	0	
8	Alcohol	0	
9	Sanitary towels/tampons	0	

ie_spenton_12mths_3: What did you typically spend money on, in the past year?

Value	Label	Cases	Percentage
10	Remittances to family	0	
96	Other, specify	0	
Sysmiss		4390	

Warning: these figures indicate the number of cases found in the data file. They cannot be interpreted as summary statistics of the population of interest.

ie_spenton_12mths_4: What did you typically spend money on, in the past year?

Information	[Type= discrete] [Format=numeric] [Range= 0-96] [Missing=*]
Statistics [NW/ W]	[Valid=86 /-] [Invalid=4334 /-]

Value	Label	Cases	Percentage
0	Did not spend any	0	
1	Food for family	0	
2	Food for self	0	
3	Transport	0	
4	School fees / Education	86	100.0%
5	Clothes	0	
6	Toiletries for self	0	
7	Medicines	0	
8	Alcohol	0	
9	Sanitary towels/tampons	0	
10	Remittances to family	0	
96	Other, specify	0	
Sysmiss		4334	

Warning: these figures indicate the number of cases found in the data file. They cannot be interpreted as summary statistics of the population of interest.

ie_spenton_12mths_5: What did you typically spend money on, in the past year?

Information	[Type= discrete] [Format=numeric] [Range= 0-96] [Missing=*]
Statistics [NW/ W]	[Valid=1389 /-] [Invalid=3031 /-]

Value	Label	Cases	Percentage
0	Did not spend any	0	
1	Food for family	0	
2	Food for self	0	
3	Transport	0	
4	School fees / Education	0	
5	Clothes	1389	100.0%
6	Toiletries for self	0	
7	Medicines	0	
8	Alcohol	0	
9	Sanitary towels/tampons	0	
10	Remittances to family	0	
96	Other, specify	0	
Sysmiss		3031	

Warning: these figures indicate the number of cases found in the data file. They cannot be interpreted as summary statistics of the population of interest.

ie_spenton_12mths_6: What did you typically spend money on, in the past year?

Information	[Type= discrete] [Format=numeric] [Range= 0-96] [Missing=*]
Statistics [NW/ W]	[Valid=1229 /-] [Invalid=3191 /-]

ie_spenton_12mths_6: What did you typically spend money on, in the past year?

Value	Label	Cases	Percentage
0	Did not spend any	0	
1	Food for family	0	
2	Food for self	0	
3	Transport	0	
4	School fees / Education	0	
5	Clothes	0	
6	Toiletries for self	1229	100.0%
7	Medicines	0	
8	Alcohol	0	
9	Sanitary towels/tampons	0	
10	Remittances to family	0	
96	Other, specify	0	
Sysmiss		3191	

Warning: these figures indicate the number of cases found in the data file. They cannot be interpreted as summary statistics of the population of interest.

ie_spenton_12mths_7: What did you typically spend money on, in the past year?

Information	[Type= discrete] [Format=numeric] [Range= 0-96] [Missing=*]
Statistics [NW/ W]	[Valid=43 /-] [Invalid=4377 /-]

Value	Label	Cases	Percentage
0	Did not spend any	0	
1	Food for family	0	
2	Food for self	0	
3	Transport	0	
4	School fees / Education	0	
5	Clothes	0	
6	Toiletries for self	0	
7	Medicines	43	100.0%
8	Alcohol	0	
9	Sanitary towels/tampons	0	
10	Remittances to family	0	
96	Other, specify	0	
Sysmiss		4377	

Warning: these figures indicate the number of cases found in the data file. They cannot be interpreted as summary statistics of the population of interest.

ie_spenton_12mths_8: What did you typically spend money on, in the past year?

Information	[Type= discrete] [Format=numeric] [Range= 0-96] [Missing=*]
Statistics [NW/ W]	[Valid=100 /-] [Invalid=4320 /-]

Value	Label	Cases	Percentage
0	Did not spend any	0	
1	Food for family	0	
2	Food for self	0	
3	Transport	0	
4	School fees / Education	0	
5	Clothes	0	
6	Toiletries for self	0	

# ie_spenton_12mths_8: What did you typically spend money on, in the past year?			
Value	Label	Cases	Percentage
7	Medicines	0	
8	Alcohol	100	100.0%
9	Sanitary towels/tampons	0	
10	Remittances to family	0	
96	Other, specify	0	
Sysmiss		4320	
<i>Warning: these figures indicate the number of cases found in the data file. They cannot be interpreted as summary statistics of the population of interest.</i>			
# ie_spenton_12mths_9: What did you typically spend money on, in the past year?			
Information		[Type= discrete] [Format=numeric] [Range= 0-96] [Missing=*]	
Statistics [NW/ W]		[Valid=96 /-] [Invalid=4324 /-]	
Value	Label	Cases	Percentage
0	Did not spend any	0	
1	Food for family	0	
2	Food for self	0	
3	Transport	0	
4	School fees / Education	0	
5	Clothes	0	
6	Toiletries for self	0	
7	Medicines	0	
8	Alcohol	0	
9	Sanitary towels/tampons	96	100.0%
10	Remittances to family	0	
96	Other, specify	0	
Sysmiss		4324	
<i>Warning: these figures indicate the number of cases found in the data file. They cannot be interpreted as summary statistics of the population of interest.</i>			
# ie_spenton_12mths_96: What did you typically spend money on, in the past year?			
Information		[Type= discrete] [Format=numeric] [Range= 0-96] [Missing=*]	
Statistics [NW/ W]		[Valid=414 /-] [Invalid=4006 /-]	
Value	Label	Cases	Percentage
0	Did not spend any	0	
1	Food for family	0	
2	Food for self	0	
3	Transport	0	
4	School fees / Education	0	
5	Clothes	0	
6	Toiletries for self	0	
7	Medicines	0	
8	Alcohol	0	
9	Sanitary towels/tampons	0	
10	Remittances to family	0	
96	Other, specify	414	100.0%
Sysmiss		4006	
<i>Warning: these figures indicate the number of cases found in the data file. They cannot be interpreted as summary statistics of the population of interest.</i>			

# ie_spenton_oth: Please specify details on other items you spend money on			
Information	[Type= discrete] [Format=character] [Missing=*]		
Statistics [NW/ W]	[Valid=443 /-] [Invalid=0 /-]		
# ie_spenton_decide: Who decides what you spend money on?			
Information	[Type= discrete] [Format=numeric] [Range= 1-98] [Missing=*]		
Statistics [NW/ W]	[Valid=2265 /-] [Invalid=2155 /-]		
Value	Label	Cases	Percentage
1	I decide	2132	94.1%
2	The husband / spouse decides	6	0.3%
3	Dad decides	10	0.4%
4	Mom decides	89	3.9%
5	Me with my husband / spouse	4	0.2%
6	Me with my dad / mom	5	0.2%
93	Prefer not to answer	0	
96	Other, specify	19	0.8%
98	Don't know	0	
Sysmiss		2155	
<i>Warning: these figures indicate the number of cases found in the data file. They cannot be interpreted as summary statistics of the population of interest.</i>			
# ie_spentdecide_oth: Please specify details on other person who decide how you are spending your mone			
Information	[Type= discrete] [Format=character] [Missing=*]		
Statistics [NW/ W]	[Valid=19 /-] [Invalid=0 /-]		
# ie_saved_money_12mths: In the past twelve months, have you saved, or put money aside to use at a later			
Information	[Type= discrete] [Format=numeric] [Range= 0-98] [Missing=*]		
Statistics [NW/ W]	[Valid=3067 /-] [Invalid=1353 /-]		
Value	Label	Cases	Percentage
0	No, I have never had it	0	
1	Yes	970	31.6%
2	No	2087	68.0%
3	Yes, but not sure about the exact age	0	
90	I am not sure	0	
93	Prefer not to answer	5	0.2%
95	Not had sex with this partner in the last 4 weeks	0	
97	N/A	0	
98	Don't know	5	0.2%
Sysmiss		1353	
<i>Warning: these figures indicate the number of cases found in the data file. They cannot be interpreted as summary statistics of the population of interest.</i>			
# ie_access_savings: Do you have control over these savings? (i.e., Where and how they are stored, an			
Information	[Type= discrete] [Format=numeric] [Range= 0-98] [Missing=*]		
Statistics [NW/ W]	[Valid=970 /-] [Invalid=3450 /-]		
Value	Label	Cases	Percentage
0	No, I have never had it	0	
1	Yes	893	92.1%
2	No	77	7.9%
3	Yes, but not sure about the exact age	0	

# ie_access_savings: Do you have control over these savings? (i.e., Where and how they are stored, an			
Value	Label	Cases	Percentage
90	I am not sure	0	
93	Prefer not to answer	0	
95	Not had sex with this partner in the last 4 weeks	0	
97	N/A	0	
98	Don't know	0	
Sysmiss		3450	
<i>Warning: these figures indicate the number of cases found in the data file. They cannot be interpreted as summary statistics of the population of interest.</i>			
# ie_saving_for_1: What are you saving for? [Do not read from list]			
Information	[Type= discrete] [Format=numeric] [Range= 1-96] [Missing=*]		
Statistics [NW/ W]	[Valid=386 /-] [Invalid=4034 /-]		
Value	Label	Cases	Percentage
1	Emergencies	386	100.0%
2	Personal items	0	
3	Household expenses	0	
4	Own school fees	0	
5	School fees for others	0	
6	School supplies	0	
7	Own business	0	
8	Family business	0	
9	General future use	0	
10	Agricultural inputs	0	
11	Medical expenses for self	0	
12	Medical expenses for other	0	
13	Transport/trips	0	
14	Prefer not to answer	0	
96	Other	0	
Sysmiss		4034	
<i>Warning: these figures indicate the number of cases found in the data file. They cannot be interpreted as summary statistics of the population of interest.</i>			
# ie_saving_for_11: What are you saving for? [Do not read from list]			
Information	[Type= discrete] [Format=numeric] [Range= 1-96] [Missing=*]		
Statistics [NW/ W]	[Valid=5 /-] [Invalid=4415 /-]		
Value	Label	Cases	Percentage
1	Emergencies	0	
2	Personal items	0	
3	Household expenses	0	
4	Own school fees	0	
5	School fees for others	0	
6	School supplies	0	
7	Own business	0	
8	Family business	0	
9	General future use	0	
10	Agricultural inputs	0	
11	Medical expenses for self	5	100.0%
12	Medical expenses for other	0	

ie_saving_for_11: What are you saving for? [Do not read from list]

Value	Label	Cases	Percentage
13	Transport/trips	0	
14	Prefer not to answer	0	
96	Other	0	
Sysmiss		4415	

Warning: these figures indicate the number of cases found in the data file. They cannot be interpreted as summary statistics of the population of interest.

ie_saving_for_12: What are you saving for? [Do not read from list]

Information	[Type= discrete] [Format=numeric] [Range= 1-96] [Missing=*]
Statistics [NW/ W]	[Valid=6 /-] [Invalid=4414 /-]

Value	Label	Cases	Percentage
1	Emergencies	0	
2	Personal items	0	
3	Household expenses	0	
4	Own school fees	0	
5	School fees for others	0	
6	School supplies	0	
7	Own business	0	
8	Family business	0	
9	General future use	0	
10	Agricultural inputs	0	
11	Medical expenses for self	0	
12	Medical expenses for other	6	100.0%
13	Transport/trips	0	
14	Prefer not to answer	0	
96	Other	0	
Sysmiss		4414	

Warning: these figures indicate the number of cases found in the data file. They cannot be interpreted as summary statistics of the population of interest.

ie_saving_for_13: What are you saving for? [Do not read from list]

Information	[Type= discrete] [Format=numeric] [Range= 1-96] [Missing=*]
Statistics [NW/ W]	[Valid=31 /-] [Invalid=4389 /-]

Value	Label	Cases	Percentage
1	Emergencies	0	
2	Personal items	0	
3	Household expenses	0	
4	Own school fees	0	
5	School fees for others	0	
6	School supplies	0	
7	Own business	0	
8	Family business	0	
9	General future use	0	
10	Agricultural inputs	0	
11	Medical expenses for self	0	
12	Medical expenses for other	0	
13	Transport/trips	31	100.0%
14	Prefer not to answer	0	

ie_saving_for_13: What are you saving for? [Do not read from list]

Value	Label	Cases	Percentage
96	Other	0	
Sysmiss		4389	

Warning: these figures indicate the number of cases found in the data file. They cannot be interpreted as summary statistics of the population of interest.

ie_saving_for_14: What are you saving for? [Do not read from list]

Information	[Type= discrete] [Format=numeric] [Range= 1-96] [Missing=*]
Statistics [NW/ W]	[Valid=1 /-] [Invalid=4419 /-]

Value	Label	Cases	Percentage
1	Emergencies	0	
2	Personal items	0	
3	Household expenses	0	
4	Own school fees	0	
5	School fees for others	0	
6	School supplies	0	
7	Own business	0	
8	Family business	0	
9	General future use	0	
10	Agricultural inputs	0	
11	Medical expenses for self	0	
12	Medical expenses for other	0	
13	Transport/trips	0	
14	Prefer not to answer	1	100.0%
96	Other	0	
Sysmiss		4419	

Warning: these figures indicate the number of cases found in the data file. They cannot be interpreted as summary statistics of the population of interest.

ie_saving_for_2: What are you saving for? [Do not read from list]

Information	[Type= discrete] [Format=numeric] [Range= 1-96] [Missing=*]
Statistics [NW/ W]	[Valid=587 /-] [Invalid=3833 /-]

Value	Label	Cases	Percentage
1	Emergencies	0	
2	Personal items	587	100.0%
3	Household expenses	0	
4	Own school fees	0	
5	School fees for others	0	
6	School supplies	0	
7	Own business	0	
8	Family business	0	
9	General future use	0	
10	Agricultural inputs	0	
11	Medical expenses for self	0	
12	Medical expenses for other	0	
13	Transport/trips	0	
14	Prefer not to answer	0	
96	Other	0	
Sysmiss		3833	

ie_saving_for_2: What are you saving for? [Do not read from list]*Warning: these figures indicate the number of cases found in the data file. They cannot be interpreted as summary statistics of the population of interest.***# ie_saving_for_3: What are you saving for? [Do not read from list]****Information** [Type= discrete] [Format=numeric] [Range= 1-96] [Missing=*]**Statistics [NW/ W]** [Valid=138 /-] [Invalid=4282 /-]

Value	Label	Cases	Percentage
1	Emergencies	0	
2	Personal items	0	
3	Household expenses	138	100.0%
4	Own school fees	0	
5	School fees for others	0	
6	School supplies	0	
7	Own business	0	
8	Family business	0	
9	General future use	0	
10	Agricultural inputs	0	
11	Medical expenses for self	0	
12	Medical expenses for other	0	
13	Transport/trips	0	
14	Prefer not to answer	0	
96	Other	0	
Sysmiss		4282	

*Warning: these figures indicate the number of cases found in the data file. They cannot be interpreted as summary statistics of the population of interest.***# ie_saving_for_4: What are you saving for? [Do not read from list]****Information** [Type= discrete] [Format=numeric] [Range= 1-96] [Missing=*]**Statistics [NW/ W]** [Valid=50 /-] [Invalid=4370 /-]

Value	Label	Cases	Percentage
1	Emergencies	0	
2	Personal items	0	
3	Household expenses	0	
4	Own school fees	50	100.0%
5	School fees for others	0	
6	School supplies	0	
7	Own business	0	
8	Family business	0	
9	General future use	0	
10	Agricultural inputs	0	
11	Medical expenses for self	0	
12	Medical expenses for other	0	
13	Transport/trips	0	
14	Prefer not to answer	0	
96	Other	0	
Sysmiss		4370	

*Warning: these figures indicate the number of cases found in the data file. They cannot be interpreted as summary statistics of the population of interest.***# ie_saving_for_5: What are you saving for? [Do not read from list]****Information** [Type= discrete] [Format=numeric] [Range= 1-96] [Missing=*]

ie_saving_for_5: What are you saving for? [Do not read from list]

Statistics [NW/ W] [Valid=16 /-] [Invalid=4404 /-]

Value	Label	Cases	Percentage
1	Emergencies	0	
2	Personal items	0	
3	Household expenses	0	
4	Own school fees	0	
5	School fees for others	16	100.0%
6	School supplies	0	
7	Own business	0	
8	Family business	0	
9	General future use	0	
10	Agricultural inputs	0	
11	Medical expenses for self	0	
12	Medical expenses for other	0	
13	Transport/trips	0	
14	Prefer not to answer	0	
96	Other	0	
Sysmiss		4404	

Warning: these figures indicate the number of cases found in the data file. They cannot be interpreted as summary statistics of the population of interest.

ie_saving_for_6: What are you saving for? [Do not read from list]

Information [Type= discrete] [Format=numeric] [Range= 1-96] [Missing=*]

Statistics [NW/ W] [Valid=30 /-] [Invalid=4390 /-]

Value	Label	Cases	Percentage
1	Emergencies	0	
2	Personal items	0	
3	Household expenses	0	
4	Own school fees	0	
5	School fees for others	0	
6	School supplies	30	100.0%
7	Own business	0	
8	Family business	0	
9	General future use	0	
10	Agricultural inputs	0	
11	Medical expenses for self	0	
12	Medical expenses for other	0	
13	Transport/trips	0	
14	Prefer not to answer	0	
96	Other	0	
Sysmiss		4390	

Warning: these figures indicate the number of cases found in the data file. They cannot be interpreted as summary statistics of the population of interest.

ie_saving_for_7: What are you saving for? [Do not read from list]

Information [Type= discrete] [Format=numeric] [Range= 1-96] [Missing=*]

Statistics [NW/ W] [Valid=17 /-] [Invalid=4403 /-]

ie_saving_for_7: What are you saving for? [Do not read from list]

Value	Label	Cases	Percentage
1	Emergencies	0	
2	Personal items	0	
3	Household expenses	0	
4	Own school fees	0	
5	School fees for others	0	
6	School supplies	0	
7	Own business	17	100.0%
8	Family business	0	
9	General future use	0	
10	Agricultural inputs	0	
11	Medical expenses for self	0	
12	Medical expenses for other	0	
13	Transport/trips	0	
14	Prefer not to answer	0	
96	Other	0	
Sysmiss		4403	

Warning: these figures indicate the number of cases found in the data file. They cannot be interpreted as summary statistics of the population of interest.

ie_saving_for_8: What are you saving for? [Do not read from list]

Information	[Type= discrete] [Format=numeric] [Range= 1-96] [Missing=*]
Statistics [NW/ W]	[Valid=3 /-] [Invalid=4417 /-]

Value	Label	Cases	Percentage
1	Emergencies	0	
2	Personal items	0	
3	Household expenses	0	
4	Own school fees	0	
5	School fees for others	0	
6	School supplies	0	
7	Own business	0	
8	Family business	3	100.0%
9	General future use	0	
10	Agricultural inputs	0	
11	Medical expenses for self	0	
12	Medical expenses for other	0	
13	Transport/trips	0	
14	Prefer not to answer	0	
96	Other	0	
Sysmiss		4417	

Warning: these figures indicate the number of cases found in the data file. They cannot be interpreted as summary statistics of the population of interest.

ie_saving_for_9: What are you saving for? [Do not read from list]

Information	[Type= discrete] [Format=numeric] [Range= 1-96] [Missing=*]
Statistics [NW/ W]	[Valid=272 /-] [Invalid=4148 /-]

Value	Label	Cases	Percentage
1	Emergencies	0	

ie_saving_for_9: What are you saving for? [Do not read from list]

Value	Label	Cases	Percentage
2	Personal items	0	
3	Household expenses	0	
4	Own school fees	0	
5	School fees for others	0	
6	School supplies	0	
7	Own business	0	
8	Family business	0	
9	General future use	272	100.0%
10	Agricultural inputs	0	
11	Medical expenses for self	0	
12	Medical expenses for other	0	
13	Transport/trips	0	
14	Prefer not to answer	0	
96	Other	0	
Sysmiss		4148	

Warning: these figures indicate the number of cases found in the data file. They cannot be interpreted as summary statistics of the population of interest.

ie_saving_for_96: What are you saving for? [Do not read from list]

Information	[Type= discrete] [Format=numeric] [Range= 1-96] [Missing=*]
Statistics [NW/ W]	[Valid=21 /-] [Invalid=4399 /-]

Value	Label	Cases	Percentage
1	Emergencies	0	
2	Personal items	0	
3	Household expenses	0	
4	Own school fees	0	
5	School fees for others	0	
6	School supplies	0	
7	Own business	0	
8	Family business	0	
9	General future use	0	
10	Agricultural inputs	0	
11	Medical expenses for self	0	
12	Medical expenses for other	0	
13	Transport/trips	0	
14	Prefer not to answer	0	
96	Other	21	100.0%
Sysmiss		4399	

Warning: these figures indicate the number of cases found in the data file. They cannot be interpreted as summary statistics of the population of interest.

ie_saving_for_oth: Please specify details on what other things you are saving for

Information	[Type= discrete] [Format=character] [Missing=*]
Statistics [NW/ W]	[Valid=22 /-] [Invalid=0 /-]

ie_has_budget: Do you have such a plan?

Information	[Type= discrete] [Format=numeric] [Range= 0-98] [Missing=*]
Statistics [NW/ W]	[Valid=3067 /-] [Invalid=1353 /-]

ie_has_budget: Do you have such a plan?

Value	Label	Cases	Percentage
0	No, I have never had it	0	
1	Yes	279	9.1%
2	No	2774	90.4%
3	Yes, but not sure about the exact age	0	
90	I am not sure	0	
93	Prefer not to answer	11	0.4%
95	Not had sex with this partner in the last 4 weeks	0	
97	N/A	0	
98	Don't know	3	0.1%
Sysmiss		1353	

Warning: these figures indicate the number of cases found in the data file. They cannot be interpreted as summary statistics of the population of interest.

ie_has_written_budget: Is your plan written down?

Information	[Type= discrete] [Format=numeric] [Range= 0-98] [Missing=*]
Statistics [NW/ W]	[Valid=279 /-] [Invalid=4141 /-]

Value	Label	Cases	Percentage
0	No, I have never had it	0	
1	Yes	118	42.3%
2	No	160	57.3%
3	Yes, but not sure about the exact age	0	
90	I am not sure	0	
93	Prefer not to answer	1	0.4%
95	Not had sex with this partner in the last 4 weeks	0	
97	N/A	0	
98	Don't know	0	
Sysmiss		4141	

Warning: these figures indicate the number of cases found in the data file. They cannot be interpreted as summary statistics of the population of interest.

ie_follow_budget: Would you say that you follow your plan all of the time, some of the time, rarely

Information	[Type= discrete] [Format=numeric] [Range= 1-4] [Missing=*]
Statistics [NW/ W]	[Valid=279 /-] [Invalid=4141 /-]

Value	Label	Cases	Percentage
1	All of the time	130	46.6%
2	Some of the time	126	45.2%
3	Rarely	17	6.1%
4	Never	6	2.2%
Sysmiss		4141	

Warning: these figures indicate the number of cases found in the data file. They cannot be interpreted as summary statistics of the population of interest.

# ie_budget_type_1: What would you call that kind of plan?			
Information	[Type= discrete] [Format=numeric] [Range= 1-98] [Missing=*]		
Statistics [NW/ W]	[Valid=204 /-] [Invalid=4216 /-]		
Value	Label	Cases	Percentage
1	Budget	204	100.0%
2	Savings plan	0	
3	Financial goal	0	
96	Other	0	
98	Don't know	0	
Sysmiss		4216	
<i>Warning: these figures indicate the number of cases found in the data file. They cannot be interpreted as summary statistics of the population of interest.</i>			
# ie_budget_type_2: What would you call that kind of plan?			
Information	[Type= discrete] [Format=numeric] [Range= 1-98] [Missing=*]		
Statistics [NW/ W]	[Valid=57 /-] [Invalid=4363 /-]		
Value	Label	Cases	Percentage
1	Budget	0	
2	Savings plan	57	100.0%
3	Financial goal	0	
96	Other	0	
98	Don't know	0	
Sysmiss		4363	
<i>Warning: these figures indicate the number of cases found in the data file. They cannot be interpreted as summary statistics of the population of interest.</i>			
# ie_budget_type_3: What would you call that kind of plan?			
Information	[Type= discrete] [Format=numeric] [Range= 1-98] [Missing=*]		
Statistics [NW/ W]	[Valid=3 /-] [Invalid=4417 /-]		
Value	Label	Cases	Percentage
1	Budget	0	
2	Savings plan	0	
3	Financial goal	3	100.0%
96	Other	0	
98	Don't know	0	
Sysmiss		4417	
<i>Warning: these figures indicate the number of cases found in the data file. They cannot be interpreted as summary statistics of the population of interest.</i>			
# ie_budget_type_98: What would you call that kind of plan?			
Information	[Type= discrete] [Format=numeric] [Range= 1-98] [Missing=*]		
Statistics [NW/ W]	[Valid=5 /-] [Invalid=4415 /-]		
Value	Label	Cases	Percentage
1	Budget	0	
2	Savings plan	0	
3	Financial goal	0	
96	Other	0	
98	Don't know	5	100.0%
Sysmiss		4415	
<i>Warning: these figures indicate the number of cases found in the data file. They cannot be interpreted as summary statistics of the population of interest.</i>			

# ie_wayof_saving_1: What are the ways you are saving your money?			
Information		[Type= discrete] [Format=numeric] [Range= 1-98] [Missing=*]	
Statistics [NW/ W]		[Valid=499 /-] [Invalid=3921 /-]	
Value	Label	Cases	Percentage
1	Bank/bank account	499	100.0%
2	Savings account	0	
3	Homebank/under mattress/hole	0	
4	Box/closet	0	
5	With a friend	0	
6	With a parent or guardian	0	
7	In a savings group/ stockvel	0	
8	Shopkeeper	0	
9	Investments	0	
93	Prefer not to answer	0	
98	Don't know	0	
Sysmiss		3921	
<i>Warning: these figures indicate the number of cases found in the data file. They cannot be interpreted as summary statistics of the population of interest.</i>			
# ie_wayof_saving_2: What are the ways you are saving your money?			
Information		[Type= discrete] [Format=numeric] [Range= 1-98] [Missing=*]	
Statistics [NW/ W]		[Valid=54 /-] [Invalid=4366 /-]	
Value	Label	Cases	Percentage
1	Bank/bank account	0	
2	Savings account	54	100.0%
3	Homebank/under mattress/hole	0	
4	Box/closet	0	
5	With a friend	0	
6	With a parent or guardian	0	
7	In a savings group/ stockvel	0	
8	Shopkeeper	0	
9	Investments	0	
93	Prefer not to answer	0	
98	Don't know	0	
Sysmiss		4366	
<i>Warning: these figures indicate the number of cases found in the data file. They cannot be interpreted as summary statistics of the population of interest.</i>			
# ie_wayof_saving_3: What are the ways you are saving your money?			
Information		[Type= discrete] [Format=numeric] [Range= 1-98] [Missing=*]	
Statistics [NW/ W]		[Valid=167 /-] [Invalid=4253 /-]	
Value	Label	Cases	Percentage
1	Bank/bank account	0	
2	Savings account	0	
3	Homebank/under mattress/hole	167	100.0%
4	Box/closet	0	
5	With a friend	0	
6	With a parent or guardian	0	
7	In a savings group/ stockvel	0	

ie_wayof_saving_3: What are the ways you are saving your money?

Value	Label	Cases	Percentage
8	Shopkeeper	0	
9	Investments	0	
93	Prefer not to answer	0	
98	Don't know	0	
Sysmiss		4253	

Warning: these figures indicate the number of cases found in the data file. They cannot be interpreted as summary statistics of the population of interest.

ie_wayof_saving_4: What are the ways you are saving your money?

Information	[Type= discrete] [Format=numeric] [Range= 1-98] [Missing=*]
--------------------	---

Statistics [NW/ W]	[Valid=219 /-] [Invalid=4201 /-]
---------------------------	----------------------------------

Value	Label	Cases	Percentage
1	Bank/bank account	0	
2	Savings account	0	
3	Homebank/under mattress/hole	0	
4	Box/closet	219	100.0%
5	With a friend	0	
6	With a parent or guardian	0	
7	In a savings group/ stockvel	0	
8	Shopkeeper	0	
9	Investments	0	
93	Prefer not to answer	0	
98	Don't know	0	
Sysmiss		4201	

Warning: these figures indicate the number of cases found in the data file. They cannot be interpreted as summary statistics of the population of interest.

ie_wayof_saving_5: What are the ways you are saving your money?

Information	[Type= discrete] [Format=numeric] [Range= 1-98] [Missing=*]
--------------------	---

Statistics [NW/ W]	[Valid=3 /-] [Invalid=4417 /-]
---------------------------	--------------------------------

Value	Label	Cases	Percentage
1	Bank/bank account	0	
2	Savings account	0	
3	Homebank/under mattress/hole	0	
4	Box/closet	0	
5	With a friend	3	100.0%
6	With a parent or guardian	0	
7	In a savings group/ stockvel	0	
8	Shopkeeper	0	
9	Investments	0	
93	Prefer not to answer	0	
98	Don't know	0	
Sysmiss		4417	

Warning: these figures indicate the number of cases found in the data file. They cannot be interpreted as summary statistics of the population of interest.

ie_wayof_saving_6: What are the ways you are saving your money?

Information	[Type= discrete] [Format=numeric] [Range= 1-98] [Missing=*]
--------------------	---

Statistics [NW/ W]	[Valid=35 /-] [Invalid=4385 /-]
---------------------------	---------------------------------

ie_wayof_saving_6: What are the ways you are saving your money?

Value	Label	Cases	Percentage
1	Bank/bank account	0	
2	Savings account	0	
3	Homebank/under mattress/hole	0	
4	Box/closet	0	
5	With a friend	0	
6	With a parent or guardian	35	100.0%
7	In a savings group/ stockvel	0	
8	Shopkeeper	0	
9	Investments	0	
93	Prefer not to answer	0	
98	Don't know	0	
Sysmiss		4385	

Warning: these figures indicate the number of cases found in the data file. They cannot be interpreted as summary statistics of the population of interest.

ie_wayof_saving_7: What are the ways you are saving your money?

Information	[Type= discrete] [Format=numeric] [Range= 1-98] [Missing=*]
Statistics [NW/ W]	[Valid=38 /-] [Invalid=4382 /-]

Value	Label	Cases	Percentage
1	Bank/bank account	0	
2	Savings account	0	
3	Homebank/under mattress/hole	0	
4	Box/closet	0	
5	With a friend	0	
6	With a parent or guardian	0	
7	In a savings group/ stockvel	38	100.0%
8	Shopkeeper	0	
9	Investments	0	
93	Prefer not to answer	0	
98	Don't know	0	
Sysmiss		4382	

Warning: these figures indicate the number of cases found in the data file. They cannot be interpreted as summary statistics of the population of interest.

ie_wayof_saving_93: What are the ways you are saving your money?

Information	[Type= discrete] [Format=numeric] [Range= 1-98] [Missing=*]
Statistics [NW/ W]	[Valid=1 /-] [Invalid=4419 /-]

Value	Label	Cases	Percentage
1	Bank/bank account	0	
2	Savings account	0	
3	Homebank/under mattress/hole	0	
4	Box/closet	0	
5	With a friend	0	
6	With a parent or guardian	0	
7	In a savings group/ stockvel	0	
8	Shopkeeper	0	
9	Investments	0	

# ie_wayof_saving_93: What are the ways you are saving your money?			
Value	Label	Cases	Percentage
93	Prefer not to answer	1	100.0%
98	Don't know	0	
Sysmiss		4419	
<i>Warning: these figures indicate the number of cases found in the data file. They cannot be interpreted as summary statistics of the population of interest.</i>			
# ie_wayof_saving_98: What are the ways you are saving your money?			
Information	[Type= discrete] [Format=numeric] [Range= 1-98] [Missing=*]		
Statistics [NW/ W]	[Valid=1 /-] [Invalid=4419 /-]		
Value	Label	Cases	Percentage
1	Bank/bank account	0	
2	Savings account	0	
3	Homebank/under mattress/hole	0	
4	Box/closet	0	
5	With a friend	0	
6	With a parent or guardian	0	
7	In a savings group/ stockvel	0	
8	Shopkeeper	0	
9	Investments	0	
93	Prefer not to answer	0	
98	Don't know	1	100.0%
Sysmiss		4419	
<i>Warning: these figures indicate the number of cases found in the data file. They cannot be interpreted as summary statistics of the population of interest.</i>			
# ie_rich_can_save: Do you agree or disagree with the following statement: "Only people with a lot o			
Information	[Type= discrete] [Format=numeric] [Range= 1-93] [Missing=*]		
Statistics [NW/ W]	[Valid=3067 /-] [Invalid=1353 /-]		
Value	Label	Cases	Percentage
1	Agree	269	8.8%
2	Disagree	2798	91.2%
93	Prefer not to answer	0	
Sysmiss		1353	
<i>Warning: these figures indicate the number of cases found in the data file. They cannot be interpreted as summary statistics of the population of interest.</i>			
# ie_do_remain_money: When there are weeks when you have met all your basic needs and at the end of th			
Information	[Type= discrete] [Format=numeric] [Range= 0-98] [Missing=*]		
Statistics [NW/ W]	[Valid=3067 /-] [Invalid=1353 /-]		
Value	Label	Cases	Percentage
0	No money left with me	1481	48.3%
1	Secure / set aside for future use	865	28.2%
2	I buy something else	690	22.5%
93	Prefer not to answer	3	0.1%
96	Other, specify	7	0.2%
98	I do not know	21	0.7%
Sysmiss		1353	
<i>Warning: these figures indicate the number of cases found in the data file. They cannot be interpreted as summary statistics of the population of interest.</i>			

# ie_do_remain_other: Please specify other things that you do with the money			
Information	[Type= discrete] [Format=character] [Missing=*]		
Statistics [NW/ W]	[Valid=7 /-] [Invalid=0 /-]		
# ie_foodfreq: In the last 12 months did you or any other individuals in your household ever cu			
Information	[Type= discrete] [Format=numeric] [Range= 0-98] [Missing=*]		
Statistics [NW/ W]	[Valid=3067 /-] [Invalid=1353 /-]		
Value	Label	Cases	Percentage
0	No, I have never had it	0	
1	Yes	682	22.2%
2	No	2381	77.6%
3	Yes, but not sure about the exact age	0	
90	I am not sure	0	
93	Prefer not to answer	4	0.1%
95	Not had sex with this partner in the last 4 weeks	0	
97	N/A	0	
98	Don't know	0	
Sysmiss		1353	
<i>Warning: these figures indicate the number of cases found in the data file. They cannot be interpreted as summary statistics of the population of interest.</i>			
# ie_foodfreqskip: How often did this happen?			
Information	[Type= discrete] [Format=numeric] [Range= 1-93] [Missing=*]		
Statistics [NW/ W]	[Valid=684 /-] [Invalid=3736 /-]		
Value	Label	Cases	Percentage
1	Every month	196	28.7%
2	Some months	474	69.3%
3	Ones or twice a month	13	1.9%
93	Prefer not to answer	1	0.1%
Sysmiss		3736	
<i>Warning: these figures indicate the number of cases found in the data file. They cannot be interpreted as summary statistics of the population of interest.</i>			

File : AHRI.DREAMS.MultiLevel.IndivGeneralHealth.2018.v1

project_id: REDCap Project Identifier

Information [Type= discrete] [Format=numeric] [Range= 380-380] [Missing=*]

Statistics [NW/ W] [Valid=4420 /-] [Invalid=0 /-]

event_id: REDCap Event Identifier

Information [Type= discrete] [Format=numeric] [Range= 1080-1080] [Missing=*]

Statistics [NW/ W] [Valid=4420 /-] [Invalid=0 /-]

cohort: Cohort Description

Information [Type= discrete] [Format=character] [Missing=*]

Statistics [NW/ W] [Valid=4420 /-] [Invalid=0 /-]

round: Round Description

Information [Type= discrete] [Format=character] [Missing=*]

Statistics [NW/ W] [Valid=4420 /-] [Invalid=0 /-]

IntId: Individual ID

Information [Type= continuous] [Format=numeric] [Range= 166-220477] [Missing=*]

Statistics [NW/ W] [Valid=4420 /-] [Invalid=0 /-]

hq_hiv_gettestwhere: Would you be able to get a HIV test if you wanted one?

Information [Type= discrete] [Format=numeric] [Range= 0-98] [Missing=*]

Statistics [NW/ W] [Valid=3063 /-] [Invalid=1357 /-]

Value	Label	Cases	Percentage
0	No, I have never had it	0	
1	Yes	2981	97.3%
2	No	68	2.2%
3	Yes, but not sure about the exact age	0	
90	I am not sure	0	
93	Prefer not to answer	14	0.5%
95	Not had sex with this partner in the last 4 weeks	0	
97	N/A	0	
98	Don't know	0	
Sysmiss		1357	

Warning: these figures indicate the number of cases found in the data file. They cannot be interpreted as summary statistics of the population of interest.

hq_hiv_knwstatus: Do you think that it is important for people to know their status?

Information [Type= discrete] [Format=numeric] [Range= 0-98] [Missing=*]

Statistics [NW/ W] [Valid=3062 /-] [Invalid=1358 /-]

Value	Label	Cases	Percentage
0	No, I have never had it	0	
1	Yes	2981	97.4%
2	No	74	2.4%
3	Yes, but not sure about the exact age	0	
90	I am not sure	0	
93	Prefer not to answer	7	0.2%
95	Not had sex with this partner in the last 4 weeks	0	

File : AHRI.DREAMS.MultiLevel.IndivGeneralHealth.2018.v1

hq_hiv_knwstatus: Do you think that it is important for people to know their status?

Value	Label	Cases	Percentage
97	N/A	0	
98	Don't know	0	
Sysmiss		1358	

Warning: these figures indicate the number of cases found in the data file. They cannot be interpreted as summary statistics of the population of interest.

hq_hiv_impstestoth: Please specify detail on the other reason you think it is important to get teste

Information	[Type= discrete] [Format=character] [Missing=*]
Statistics [NW/ W]	[Valid=507 /-] [Invalid=0 /-]

hq_recv_hivresult: Have you ever received a test result for HIV?

Information	[Type= discrete] [Format=numeric] [Range= 0-98] [Missing=*]
Statistics [NW/ W]	[Valid=3062 /-] [Invalid=1358 /-]

Value	Label	Cases	Percentage
0	No, I have never had it	0	
1	Yes	2608	85.2%
2	No	453	14.8%
3	Yes, but not sure about the exact age	0	
90	I am not sure	0	
93	Prefer not to answer	1	0.0%
95	Not had sex with this partner in the last 4 weeks	0	
97	N/A	0	
98	Don't know	0	
Sysmiss		1358	

Warning: these figures indicate the number of cases found in the data file. They cannot be interpreted as summary statistics of the population of interest.

hq_hiv_impstest_1: Why is it important to be HIV tested?

Information	[Type= discrete] [Format=numeric] [Range= 1-96] [Missing=*]
Statistics [NW/ W]	[Valid=2336 /-] [Invalid=2084 /-]

Value	Label	Cases	Percentage
1	To protect/take care of yourself	2336	100.0%
2	To protect your partner	0	
3	To protect unborn/future children	0	
4	To plan for the future	0	
96	Other, specify	0	
Sysmiss		2084	

Warning: these figures indicate the number of cases found in the data file. They cannot be interpreted as summary statistics of the population of interest.

hq_hiv_impstest_2: Why is it important to be HIV tested?

Information	[Type= discrete] [Format=numeric] [Range= 1-96] [Missing=*]
Statistics [NW/ W]	[Valid=670 /-] [Invalid=3750 /-]

Value	Label	Cases	Percentage
1	To protect/take care of yourself	0	
2	To protect your partner	670	100.0%
3	To protect unborn/future children	0	
4	To plan for the future	0	

File : AHRI.DREAMS.MultiLevel.IndivGeneralHealth.2018.v1

hq_hiv_impptest_2: Why is it important to be HIV tested?

Value	Label	Cases	Percentage
96	Other, specify	0	
Sysmiss		3750	

Warning: these figures indicate the number of cases found in the data file. They cannot be interpreted as summary statistics of the population of interest.

hq_hiv_impptest_3: Why is it important to be HIV tested?

Information	[Type= discrete] [Format=numeric] [Range= 1-96] [Missing=*]
Statistics [NW/ W]	[Valid=242 /-] [Invalid=4178 /-]

Value	Label	Cases	Percentage
1	To protect/take care of yourself	0	
2	To protect your partner	0	
3	To protect unborn/future children	242	100.0%
4	To plan for the future	0	
96	Other, specify	0	
Sysmiss		4178	

Warning: these figures indicate the number of cases found in the data file. They cannot be interpreted as summary statistics of the population of interest.

hq_hiv_impptest_4: Why is it important to be HIV tested?

Information	[Type= discrete] [Format=numeric] [Range= 1-96] [Missing=*]
Statistics [NW/ W]	[Valid=781 /-] [Invalid=3639 /-]

Value	Label	Cases	Percentage
1	To protect/take care of yourself	0	
2	To protect your partner	0	
3	To protect unborn/future children	0	
4	To plan for the future	781	100.0%
96	Other, specify	0	
Sysmiss		3639	

Warning: these figures indicate the number of cases found in the data file. They cannot be interpreted as summary statistics of the population of interest.

hq_hiv_impptest_96: Why is it important to be HIV tested?

Information	[Type= discrete] [Format=numeric] [Range= 1-96] [Missing=*]
Statistics [NW/ W]	[Valid=467 /-] [Invalid=3953 /-]

Value	Label	Cases	Percentage
1	To protect/take care of yourself	0	
2	To protect your partner	0	
3	To protect unborn/future children	0	
4	To plan for the future	0	
96	Other, specify	467	100.0%
Sysmiss		3953	

Warning: these figures indicate the number of cases found in the data file. They cannot be interpreted as summary statistics of the population of interest.

hq_hiv_testwhere: Where did your last HIV test take place?

Information	[Type= discrete] [Format=numeric] [Range= 1-96] [Missing=*]
Statistics [NW/ W]	[Valid=2608 /-] [Invalid=1812 /-]

Value	Label	Cases	Percentage
1	At a fixed health facility	1663	63.8%

File : AHRI.DREAMS.MultiLevel.IndivGeneralHealth.2018.v1

hq_hiv_testwhere: Where did your last HIV test take place?

Value	Label	Cases	Percentage
2	At a mobile health facility	200	7.7%
3	At home	711	27.3%
96	Other, specify	34	1.3%
Sysmiss		1812	

Warning: these figures indicate the number of cases found in the data file. They cannot be interpreted as summary statistics of the population of interest.

hq_hiv_testwhereoth: Please specify detail on the other place where you were tested for HIV:

Information	[Type= discrete] [Format=character] [Missing=*]
Statistics [NW/ W]	[Valid=34 /-] [Invalid=0 /-]

hq_hiv_testoffered: Was the last HIV test offered, required or did you ask for the test?

Information	[Type= discrete] [Format=numeric] [Range= 1-3] [Missing=*]
Statistics [NW/ W]	[Valid=2608 /-] [Invalid=1812 /-]

Value	Label	Cases	Percentage
1	It was offered	1057	40.5%
2	It was required	656	25.2%
3	I asked for a test	895	34.3%
Sysmiss		1812	

Warning: these figures indicate the number of cases found in the data file. They cannot be interpreted as summary statistics of the population of interest.

hq_hiv_testreas: What was the main reason for your last HIV test?

Information	[Type= discrete] [Format=numeric] [Range= 1-96] [Missing=*]
Statistics [NW/ W]	[Valid=2608 /-] [Invalid=1812 /-]

Value	Label	Cases	Percentage
1	To protect/take care of yourself	1510	57.9%
2	To protect your partner	42	1.6%
3	To protect unborn/future children	109	4.2%
4	To plan for the future	169	6.5%
96	Other, specify	778	29.8%
Sysmiss		1812	

Warning: these figures indicate the number of cases found in the data file. They cannot be interpreted as summary statistics of the population of interest.

hq_hiv_testreasoth: Please specify detail on the other main reason for having your last HIV test:

Information	[Type= discrete] [Format=character] [Missing=*]
Statistics [NW/ W]	[Valid=778 /-]

hq_hiv_priorcounsel: Did you receive any counselling prior to your last HIV test?

Information	[Type= discrete] [Format=numeric] [Range= 0-98] [Missing=*]
Statistics [NW/ W]	[Valid=2608 /-] [Invalid=1812 /-]

Value	Label	Cases	Percentage
0	No, I have never had it	0	
1	Yes	2416	92.6%
2	No	186	7.1%
3	Yes, but not sure about the exact age	0	
90	I am not sure	0	

File : AHRI.DREAMS.MultiLevel.IndivGeneralHealth.2018.v1

hq_hiv_priorcounsel: Did you receive any counselling prior to your last HIV test?

Value	Label	Cases	Percentage
93	Prefer not to answer	6	0.2%
95	Not had sex with this partner in the last 4 weeks	0	
97	N/A	0	
98	Don't know	0	
Sysmiss		1812	

Warning: these figures indicate the number of cases found in the data file. They cannot be interpreted as summary statistics of the population of interest.

hq_pos_hivresult: Have you ever had a positive HIV test result?

Information	[Type= discrete] [Format=numeric] [Range= 0-98] [Missing=*]
Statistics [NW/ W]	[Valid=2608 /-] [Invalid=1812 /-]

Value	Label	Cases	Percentage
0	No, I have never had it	0	
1	Yes	317	12.2%
2	No	2279	87.4%
3	Yes, but not sure about the exact age	0	
90	I am not sure	0	
93	Prefer not to answer	12	0.5%
95	Not had sex with this partner in the last 4 weeks	0	
97	N/A	0	
98	Don't know	0	
Sysmiss		1812	

Warning: these figures indicate the number of cases found in the data file. They cannot be interpreted as summary statistics of the population of interest.

hq_firstposresult: When was your first positive test result?

Information	[Type= discrete] [Format=numeric] [Range= 2-93] [Missing=*]
Statistics [NW/ W]	[Valid=317 /-] [Invalid=4103 /-]

Value	Label	Cases	Percentage
2	More than 1 year ago	244	77.0%
3	Less than 1 year ago	72	22.7%
4	I have never felt I had a risk of being infected	0	
93	Prefer not to answer	1	0.3%
Sysmiss		4103	

Warning: these figures indicate the number of cases found in the data file. They cannot be interpreted as summary statistics of the population of interest.

hq_lastneghivresult: When was your last negative test result?

Information	[Type= discrete] [Format=numeric] [Range= 2-93] [Missing=*]
Statistics [NW/ W]	[Valid=2608 /-] [Invalid=1812 /-]

Value	Label	Cases	Percentage
2	More than 1 year ago	1099	42.1%
3	Less than 1 year ago	1432	54.9%
4	I have never felt I had a risk of being infected	66	2.5%
93	Prefer not to answer	11	0.4%
Sysmiss		1812	

Warning: these figures indicate the number of cases found in the data file. They cannot be interpreted as summary statistics of the population of interest.

File : AHRI.DREAMS.MultiLevel.IndivGeneralHealth.2018.v1

hq_refertreatm: Were you referred to HIV treatment services?

Information [Type= discrete] [Format=numeric] [Range= 0-98] [Missing=*]

Statistics [NW/ W] [Valid=317 /-] [Invalid=4103 /-]

Value	Label	Cases	Percentage
0	No, I have never had it	0	
1	Yes	307	96.8%
2	No	9	2.8%
3	Yes, but not sure about the exact age	0	
90	I am not sure	0	
93	Prefer not to answer	1	0.3%
95	Not had sex with this partner in the last 4 weeks	0	
97	N/A	0	
98	Don't know	0	
Sysmiss		4103	

Warning: these figures indicate the number of cases found in the data file. They cannot be interpreted as summary statistics of the population of interest.

hq_prev_arttreat: Have you ever taken ART for your own health?

Information [Type= discrete] [Format=numeric] [Range= 0-98] [Missing=*]

Statistics [NW/ W] [Valid=317 /-] [Invalid=4103 /-]

Value	Label	Cases	Percentage
0	No, I have never had it	0	
1	Yes	274	86.4%
2	No	42	13.2%
3	Yes, but not sure about the exact age	0	
90	I am not sure	0	
93	Prefer not to answer	1	0.3%
95	Not had sex with this partner in the last 4 weeks	0	
97	N/A	0	
98	Don't know	0	
Sysmiss		4103	

Warning: these figures indicate the number of cases found in the data file. They cannot be interpreted as summary statistics of the population of interest.

hq_art_takenmtct: Have you ever taken ART to prevent Mother To Child Transmission (MTCT)?

Information [Type= discrete] [Format=numeric] [Range= 0-98] [Missing=*]

Statistics [NW/ W] [Valid=172 /-] [Invalid=4248 /-]

Value	Label	Cases	Percentage
0	No, I have never had it	0	
1	Yes	106	61.6%
2	No	65	37.8%
3	Yes, but not sure about the exact age	0	
90	I am not sure	0	
93	Prefer not to answer	1	0.6%
95	Not had sex with this partner in the last 4 weeks	0	
97	N/A	0	
98	Don't know	0	

File : AHRI.DREAMS.MultiLevel.IndivGeneralHealth.2018.v1

hq_art_takenmtct: Have you ever taken ART to prevent Mother To Child Transmission (MTCT)?

Value	Label	Cases	Percentage
Sysmiss		4248	

Warning: these figures indicate the number of cases found in the data file. They cannot be interpreted as summary statistics of the population of interest.

hq_start_arttreat: When did you first start ART?

Information	[Type= discrete] [Format=numeric] [Range= 2-93] [Missing=*]
Statistics [NW/ W]	[Valid=274 /-] [Invalid=4146 /-]

Value	Label	Cases	Percentage
2	More than 1 year ago	216	78.8%
3	Less than 1 year ago	58	21.2%
4	I have never felt I had a risk of being infected	0	
93	Prefer not to answer	0	
Sysmiss		4146	

Warning: these figures indicate the number of cases found in the data file. They cannot be interpreted as summary statistics of the population of interest.

hq_curr_arttreat: Are you currently receiving ART?

Information	[Type= discrete] [Format=numeric] [Range= 0-98] [Missing=*]
Statistics [NW/ W]	[Valid=317 /-] [Invalid=4103 /-]

Value	Label	Cases	Percentage
0	No, I have never had it	0	
1	Yes	290	91.5%
2	No	26	8.2%
3	Yes, but not sure about the exact age	0	
90	I am not sure	0	
93	Prefer not to answer	1	0.3%
95	Not had sex with this partner in the last 4 weeks	0	
97	N/A	0	
98	Don't know	0	
Sysmiss		4103	

Warning: these figures indicate the number of cases found in the data file. They cannot be interpreted as summary statistics of the population of interest.

hq_art_takenstop: Have you ever had to stop ART?

Information	[Type= discrete] [Format=numeric] [Range= 0-98] [Missing=*]
Statistics [NW/ W]	[Valid=274 /-] [Invalid=4146 /-]

Value	Label	Cases	Percentage
0	No, I have never had it	0	
1	Yes	24	8.8%
2	No	250	91.2%
3	Yes, but not sure about the exact age	0	
90	I am not sure	0	
93	Prefer not to answer	0	
95	Not had sex with this partner in the last 4 weeks	0	
97	N/A	0	
98	Don't know	0	
Sysmiss		4146	

File : AHRI.DREAMS.MultiLevel.IndivGeneralHealth.2018.v1

hq_art_takenstop: Have you ever had to stop ART?

Warning: these figures indicate the number of cases found in the data file. They cannot be interpreted as summary statistics of the population of interest.

hq_art_reastakenstop: Please provide the reason for stopping ART:

Information [Type= discrete] [Format=character] [Missing=*]

Statistics [NW/ W] [Valid=24 /-]

hq_recvfrom_arttreat: Where do you currently receive your ART from?

Information [Type= discrete] [Format=numeric] [Range= 1-93] [Missing=*]

Statistics [NW/ W] [Valid=290 /-] [Invalid=4130 /-]

Value	Label	Cases	Percentage
1	Clinic	288	99.3%
2	Mobile clinic	0	
3	Treatment Collection Centre	0	
4	Independent physician	1	0.3%
5	Independent organization	0	
6	Outside the study area / Outside of PIPSA	0	
93	Prefer not to answer	1	0.3%
Sysmiss		4130	

Warning: these figures indicate the number of cases found in the data file. They cannot be interpreted as summary statistics of the population of interest.

hq_art_exttimetake: How often do you take your ART drugs at the exact time prescribed by your doctor

Information [Type= discrete] [Format=numeric] [Range= 1-3] [Missing=*]

Statistics [NW/ W] [Valid=290 /-] [Invalid=4130 /-]

Value	Label	Cases	Percentage
1	Often	220	75.9%
2	Sometimes	12	4.1%
3	Always	58	20.0%
Sysmiss		4130	

Warning: these figures indicate the number of cases found in the data file. They cannot be interpreted as summary statistics of the population of interest.

hq_heardof_art: If HIV negative or status not known: Have you ever heard of ART ?

Information [Type= discrete] [Format=numeric] [Range= 0-98] [Missing=*]

Statistics [NW/ W] [Valid=2281 /-] [Invalid=2139 /-]

Value	Label	Cases	Percentage
0	No, I have never had it	0	
1	Yes	2183	95.7%
2	No	87	3.8%
3	Yes, but not sure about the exact age	0	
90	I am not sure	0	
93	Prefer not to answer	5	0.2%
95	Not had sex with this partner in the last 4 weeks	0	
97	N/A	0	
98	Don't know	6	0.3%
Sysmiss		2139	

Warning: these figures indicate the number of cases found in the data file. They cannot be interpreted as summary statistics of the population of interest.

File : AHRI.DREAMS.MultiLevel.IndivGeneralHealth.2018.v1

hq_art_imphealth: Do you think that ART improves health?

Information [Type= discrete] [Format=numeric] [Range= 0-98] [Missing=*]

Statistics [NW/ W] [Valid=3062 /-] [Invalid=1358 /-]

Value	Label	Cases	Percentage
0	No, I have never had it	0	
1	Yes	2850	93.1%
2	No	56	1.8%
3	Yes, but not sure about the exact age	0	
90	I am not sure	0	
93	Prefer not to answer	12	0.4%
95	Not had sex with this partner in the last 4 weeks	0	
97	N/A	0	
98	Don't know	144	4.7%
Sysmiss		1358	

Warning: these figures indicate the number of cases found in the data file. They cannot be interpreted as summary statistics of the population of interest.

hq_art_knw_whereget: Do you know places where to get ART?

Information [Type= discrete] [Format=numeric] [Range= 0-98] [Missing=*]

Statistics [NW/ W] [Valid=3062 /-] [Invalid=1358 /-]

Value	Label	Cases	Percentage
0	No, I have never had it	0	
1	Yes	2782	90.9%
2	No	174	5.7%
3	Yes, but not sure about the exact age	0	
90	I am not sure	0	
93	Prefer not to answer	2	0.1%
95	Not had sex with this partner in the last 4 weeks	0	
97	N/A	0	
98	Don't know	104	3.4%
Sysmiss		1358	

Warning: these figures indicate the number of cases found in the data file. They cannot be interpreted as summary statistics of the population of interest.

hq_pep_heardof: Have you ever heard of drugs that can be taken to prevent HIV infection after po

Information [Type= discrete] [Format=numeric] [Range= 0-98] [Missing=*]

Statistics [NW/ W] [Valid=3063 /-] [Invalid=1357 /-]

Value	Label	Cases	Percentage
0	No, I have never had it	0	
1	Yes	259	8.5%
2	No	2803	91.5%
3	Yes, but not sure about the exact age	0	
90	I am not sure	0	
93	Prefer not to answer	1	0.0%
95	Not had sex with this partner in the last 4 weeks	0	
97	N/A	0	
98	Don't know	0	

File : AHRI.DREAMS.MultiLevel.IndivGeneralHealth.2018.v1

hq_peg_heardof: Have you ever heard of drugs that can be taken to prevent HIV infection after po

Value	Label	Cases	Percentage
Sysmiss		1357	

Warning: these figures indicate the number of cases found in the data file. They cannot be interpreted as summary statistics of the population of interest.

hq_peg_knowplaces: Do you know where such services are offered?

Information	[Type= discrete] [Format=numeric] [Range= 0-98] [Missing=*]
Statistics [NW/ W]	[Valid=259 /-] [Invalid=4161 /-]

Value	Label	Cases	Percentage
0	No, I have never had it	0	
1	Yes	207	79.9%
2	No	52	20.1%
3	Yes, but not sure about the exact age	0	
90	I am not sure	0	
93	Prefer not to answer	0	
95	Not had sex with this partner in the last 4 weeks	0	
97	N/A	0	
98	Don't know	0	
Sysmiss		4161	

Warning: these figures indicate the number of cases found in the data file. They cannot be interpreted as summary statistics of the population of interest.

hq_peg_taken: Have you ever taken PEP?

Information	[Type= discrete] [Format=numeric] [Range= 0-98] [Missing=*]
Statistics [NW/ W]	[Valid=259 /-] [Invalid=4161 /-]

Value	Label	Cases	Percentage
0	No, I have never had it	0	
1	Yes	6	2.3%
2	No	253	97.7%
3	Yes, but not sure about the exact age	0	
90	I am not sure	0	
93	Prefer not to answer	0	
95	Not had sex with this partner in the last 4 weeks	0	
97	N/A	0	
98	Don't know	0	
Sysmiss		4161	

Warning: these figures indicate the number of cases found in the data file. They cannot be interpreted as summary statistics of the population of interest.

hq_peg_lasttaken: How long ago did you last take PEP?

Information	[Type= discrete] [Format=character] [Missing=*]
Statistics [NW/ W]	[Valid=6 /-] [Invalid=0 /-]

hq_peg_lasttakenunit: Is value in:

Information	[Type= discrete] [Format=numeric] [Range= 1-4] [Missing=*]
Statistics [NW/ W]	[Valid=6 /-] [Invalid=4414 /-]

Value	Label	Cases	Percentage
1	Days	0	
2	Weeks	0	

File : AHRI.DREAMS.MultiLevel.IndivGeneralHealth.2018.v1

hq_pep_lasttakenunit: Is value in:

Value	Label	Cases	Percentage
3	Months	2	33.3%
4	Years	4	66.7%
Sysmiss		4414	

Warning: these figures indicate the number of cases found in the data file. They cannot be interpreted as summary statistics of the population of interest.

hq_pep_takenwhy: Why did you take PEP?

Information	[Type= discrete] [Format=character] [Missing=*]
Statistics [NW/ W]	[Valid=6 /-] [Invalid=0 /-]

hq_pep_getwhere: Where did you receive PEP from?

Information	[Type= discrete] [Format=numeric] [Range= 1-93] [Missing=*]
Statistics [NW/ W]	[Valid=6 /-] [Invalid=4414 /-]

Value	Label	Cases	Percentage
1	Clinic	4	66.7%
2	Mobile clinic	0	
3	Treatment Collection Centre	0	
4	Independent physician	1	16.7%
5	Independent organization	0	
6	Outside the study area / Outside of PIPSA	0	
93	Prefer not to answer	1	16.7%
Sysmiss		4414	

Warning: these figures indicate the number of cases found in the data file. They cannot be interpreted as summary statistics of the population of interest.

hq_prep_knowof: Have you ever heard of PrEP? (These are tablets that people who do not have HIV)

Information	[Type= discrete] [Format=numeric] [Range= 0-98] [Missing=*]
Statistics [NW/ W]	[Valid=3063 /-] [Invalid=1357 /-]

Value	Label	Cases	Percentage
0	No, I have never had it	0	
1	Yes	176	5.7%
2	No	2886	94.2%
3	Yes, but not sure about the exact age	0	
90	I am not sure	0	
93	Prefer not to answer	1	0.0%
95	Not had sex with this partner in the last 4 weeks	0	
97	N/A	0	
98	Don't know	0	
Sysmiss		1357	

Warning: these figures indicate the number of cases found in the data file. They cannot be interpreted as summary statistics of the population of interest.

hq_prep_heardwhere: Where did you hear about PrEP?

Information	[Type= discrete] [Format=character] [Missing=*]
Statistics [NW/ W]	[Valid=176 /-] [Invalid=0 /-]

hq_prep_offered: Have you ever been offered PrEP?

Information	[Type= discrete] [Format=numeric] [Range= 0-98] [Missing=*]
--------------------	---

File : AHRI.DREAMS.MultiLevel.IndivGeneralHealth.2018.v1

hq_prep_offered: Have you ever been offered PrEP?

Statistics [NW/ W] [Valid=176 /-] [Invalid=4244 /-]

Value	Label	Cases	Percentage
0	No, I have never had it	0	
1	Yes	1	0.6%
2	No	175	99.4%
3	Yes, but not sure about the exact age	0	
90	I am not sure	0	
93	Prefer not to answer	0	
95	Not had sex with this partner in the last 4 weeks	0	
97	N/A	0	
98	Don't know	0	
Sysmiss		4244	

Warning: these figures indicate the number of cases found in the data file. They cannot be interpreted as summary statistics of the population of interest.

hq_prep_taken12mths: Did you use/ participate in the service in the past 12 months?

Information [Type= discrete] [Format=numeric] [Range= 0-98] [Missing=*]

Statistics [NW/ W] [Valid=1 /-] [Invalid=4419 /-]

Value	Label	Cases	Percentage
0	No, I have never had it	0	
1	Yes	1	100.0%
2	No	0	
3	Yes, but not sure about the exact age	0	
90	I am not sure	0	
93	Prefer not to answer	0	
95	Not had sex with this partner in the last 4 weeks	0	
97	N/A	0	
98	Don't know	0	
Sysmiss		4419	

Warning: these figures indicate the number of cases found in the data file. They cannot be interpreted as summary statistics of the population of interest.

hq_prep_takenfromdreams: When you used the service in the last 12 months, was it a 'DREAMS' program?

Information [Type= discrete] [Format=numeric] [Range= 0-98] [Missing=*]

Statistics [NW/ W] [Valid=1 /-] [Invalid=4419 /-]

Value	Label	Cases	Percentage
0	No, I have never had it	0	
1	Yes	1	100.0%
2	No	0	
3	Yes, but not sure about the exact age	0	
90	I am not sure	0	
93	Prefer not to answer	0	
95	Not had sex with this partner in the last 4 weeks	0	
97	N/A	0	
98	Don't know	0	
Sysmiss		4419	

Warning: these figures indicate the number of cases found in the data file. They cannot be interpreted as summary statistics of the population of interest.

File : AHRI.DREAMS.MultiLevel.IndivGeneralHealth.2018.v1

hq_prep_currtaken: Are you currently taking PrEP to prevent HIV?

Information [Type= discrete] [Format=numeric] [Range= 0-98] [Missing=*]

Statistics [NW/ W] [Valid=1 /-] [Invalid=4419 /-]

Value	Label	Cases	Percentage
0	No, I have never had it	0	
1	Yes	0	
2	No	1	100.0%
3	Yes, but not sure about the exact age	0	
90	I am not sure	0	
93	Prefer not to answer	0	
95	Not had sex with this partner in the last 4 weeks	0	
97	N/A	0	
98	Don't know	0	
Sysmiss		4419	

Warning: these figures indicate the number of cases found in the data file. They cannot be interpreted as summary statistics of the population of interest.

hq_prep_reasnottaken: Why did you decide not to take PrEP?

Information [Type= discrete] [Format=numeric] [Range= 1-96] [Missing=*]

Statistics [NW/ W] [Valid=0 /-] [Invalid=4420 /-]

Value	Label	Cases	Percentage
1	I do not feel that I need it	0	
2	I am worried about its side effects or safety	0	
3	It is inconvenient to go through the process at the	0	
93	Prefer not to answer	0	
96	Other, specify	0	
Sysmiss		4420	

Warning: these figures indicate the number of cases found in the data file. They cannot be interpreted as summary statistics of the population of interest.

hq_prep_reasnototh: Please specify detail on the other reason why you did not take PrEP

Information [Type= discrete] [Format=character] [Missing=*]

Statistics [NW/ W] [Valid=0 /-] [Invalid=0 /-]

# hq_prep_getwhere: Where are you receiving PrEP? Please tell us the name of the clinic/organisation			
Information	[Type= discrete] [Format=numeric] [Range= 1-996] [Missing=*]		
Statistics [NW/ W]	[Valid=0 /-] [Invalid=4420 /-]		
Value	Label	Cases	Percentage
1	Esiyembeni	0	
2	Gunjaneni	0	
3	Kwamsane	0	
4	Machibini	0	
5	Madwaleni	0	
6	Mpukunyoni	0	
7	Mtubatuba	0	
8	Nkundusi	0	
9	Ntondweni	0	
10	Somkhele	0	
11	Another place outside of the surveillance area	0	
12	Doctor	0	
13	Pharmacy	0	
14	Africa Centre / AHRI	0	
15	FHI 360	0	
16	Humana People to People South Africa (HPPSA)	0	
17	Hope International	0	
18	NACOSA	0	
19	EDI	0	
20	Ezibayeni	0	
21	Unyezi	0	
22	Isikondlakondla	0	
23	MatCH	0	
24	FPD	0	
25	AFSA	0	
26	TB/HIV Care Association	0	
27	School/DOE	0	
96	Another place within the surveillance area	0	
996	other organization	0	
Sysmiss		4420	

Warning: these figures indicate the number of cases found in the data file. They cannot be interpreted as summary statistics of the population of interest.

# hq_prep_getwhereoth_in: Please specify details of the place you receive PrEP			
Information	[Type= discrete] [Format=character] [Missing=*]		
Statistics [NW/ W]	[Valid=0 /-] [Invalid=0 /-]		
# hq_prep_getwhereoth_out: Please specify details of the place you receive PrEP			
Information	[Type= discrete] [Format=character] [Missing=*]		
Statistics [NW/ W]	[Valid=0 /-] [Invalid=0 /-]		

# hq_prep_getwhereoth_org: Please specify details of the other organization			
Information	[Type= discrete] [Format=character] [Missing=*]		
Statistics [NW/ W]	[Valid=0 /-] [Invalid=0 /-]		

# hq_prep_takendaily: Do you take PrEP every day?			
Information		[Type= discrete] [Format=numeric] [Range= 0-98] [Missing=*]	
Statistics [NW/ W]		[Valid=0 /-] [Invalid=4420 /-]	
Value	Label	Cases	Percentage
0	No, I have never had it	0	
1	Yes	0	
2	No	0	
3	Yes, but not sure about the exact age	0	
90	I am not sure	0	
93	Prefer not to answer	0	
95	Not had sex with this partner in the last 4 weeks	0	
97	N/A	0	
98	Don't know	0	
Sysmiss		4420	
<i>Warning: these figures indicate the number of cases found in the data file. They cannot be interpreted as summary statistics of the population of interest.</i>			
# hq_prep_taketime: When you take your PrEP do you usually take it at the same time?			
Information		[Type= discrete] [Format=numeric] [Range= 0-98] [Missing=*]	
Statistics [NW/ W]		[Valid=0 /-] [Invalid=4420 /-]	
Value	Label	Cases	Percentage
0	No, I have never had it	0	
1	Yes	0	
2	No	0	
3	Yes, but not sure about the exact age	0	
90	I am not sure	0	
93	Prefer not to answer	0	
95	Not had sex with this partner in the last 4 weeks	0	
97	N/A	0	
98	Don't know	0	
Sysmiss		4420	
<i>Warning: these figures indicate the number of cases found in the data file. They cannot be interpreted as summary statistics of the population of interest.</i>			
# hq_prep_takenstrug: Are you struggling to take you PrEP drugs as advised by the doctor because (plea			
Information		[Type= discrete] [Format=numeric] [Range= 2-96] [Missing=*]	
Statistics [NW/ W]		[Valid=0 /-] [Invalid=4420 /-]	
Value	Label	Cases	Percentage
2	No, I take my tablets as instructed	0	
3	I forget to take my pills	0	
4	I do not always have food to take with the pills	0	
5	Other people might see me take them	0	
6	I sometimes do not have transport to collect my pills on time	0	
7	I get side effects from the pills	0	
8	I am away from home	0	
93	Prefer not to answer	0	
96	Other, specify	0	
Sysmiss		4420	
<i>Warning: these figures indicate the number of cases found in the data file. They cannot be interpreted as summary statistics of the population of interest.</i>			

# hq_prep_takenstrugpoth: Please specify other reason for not taking your PrEP as described:			
Information	[Type= discrete] [Format=character] [Missing=*]		
Statistics [NW/ W]	[Valid=0 /-] [Invalid=0 /-]		
# hq_prep_takensupp: Have you been supported by [name of intervention/NGO etc] to take your PrEP dru			
Information	[Type= discrete] [Format=numeric] [Range= 0-98] [Missing=*]		
Statistics [NW/ W]	[Valid=0 /-] [Invalid=4420 /-]		
Value	Label	Cases	Percentage
0	No, I have never had it	0	
1	Yes	0	
2	No	0	
3	Yes, but not sure about the exact age	0	
90	I am not sure	0	
93	Prefer not to answer	0	
95	Not had sex with this partner in the last 4 weeks	0	
97	N/A	0	
98	Don't know	0	
Sysmiss		4420	
<i>Warning: these figures indicate the number of cases found in the data file. They cannot be interpreted as summary statistics of the population of interest.</i>			
# hq_prep_freq_med_take: In general, are you the type of person who would rather:			
Information	[Type= discrete] [Format=numeric] [Range= 1-3] [Missing=*]		
Statistics [NW/ W]	[Valid=3063 /-] [Invalid=1357 /-]		
Value	Label	Cases	Percentage
1	Take a pill every single day at home	751	24.5%
2	Take a pill 2-3 times per week at home	278	9.1%
3	Receive an injection every 2 months at a clinic	2034	66.4%
Sysmiss		1357	
<i>Warning: these figures indicate the number of cases found in the data file. They cannot be interpreted as summary statistics of the population of interest.</i>			
# hq_impirt_feats_1: Which features of an injectable medicine to prevent HIV are important to you			
Information	[Type= discrete] [Format=numeric] [Range= 1-3] [Missing=*]		
Statistics [NW/ W]	[Valid=3062 /-] [Invalid=1358 /-]		
Value	Label	Cases	Percentage
1	Not important	43	1.4%
2	A little important	56	1.8%
3	Very important	2963	96.8%
Sysmiss		1358	
<i>Warning: these figures indicate the number of cases found in the data file. They cannot be interpreted as summary statistics of the population of interest.</i>			
# hq_impirt_feats_2: Which features of an injectable medicine to prevent HIV are important to you			
Information	[Type= discrete] [Format=numeric] [Range= 1-3] [Missing=*]		
Statistics [NW/ W]	[Valid=3062 /-] [Invalid=1358 /-]		
Value	Label	Cases	Percentage
1	Not important	277	9.0%
2	A little important	354	11.6%
3	Very important	2431	79.4%
Sysmiss		1358	

# hq_imprt_feats_2: Which features of an injectable medicine to prevent HIV are important to you			
<i>Warning: these figures indicate the number of cases found in the data file. They cannot be interpreted as summary statistics of the population of interest.</i>			
# hq_imprt_feats_3: Which features of an injectable medicine to prevent HIV are important to you			
Information		[Type= discrete] [Format=numeric] [Range= 1-3] [Missing=*]	
Statistics [NW/ W]		[Valid=3062 /-] [Invalid=1358 /-]	
Value	Label	Cases	Percentage
1	Not important	117	3.8%
2	A little important	205	6.7%
3	Very important	2740	89.5%
Sysmiss		1358	
<i>Warning: these figures indicate the number of cases found in the data file. They cannot be interpreted as summary statistics of the population of interest.</i>			
# hq_imprt_feats_4: Which features of an injectable medicine to prevent HIV are important to you			
Information		[Type= discrete] [Format=numeric] [Range= 1-3] [Missing=*]	
Statistics [NW/ W]		[Valid=3062 /-] [Invalid=1358 /-]	
Value	Label	Cases	Percentage
1	Not important	138	4.5%
2	A little important	293	9.6%
3	Very important	2631	85.9%
Sysmiss		1358	
<i>Warning: these figures indicate the number of cases found in the data file. They cannot be interpreted as summary statistics of the population of interest.</i>			
# hq_imprt_feats_5: Which features of an injectable medicine to prevent HIV are important to you			
Information		[Type= discrete] [Format=numeric] [Range= 1-3] [Missing=*]	
Statistics [NW/ W]		[Valid=3062 /-] [Invalid=1358 /-]	
Value	Label	Cases	Percentage
1	Not important	132	4.3%
2	A little important	253	8.3%
3	Very important	2677	87.4%
Sysmiss		1358	
<i>Warning: these figures indicate the number of cases found in the data file. They cannot be interpreted as summary statistics of the population of interest.</i>			
# hq_imprt_feats_6: Which features of an injectable medicine to prevent HIV are important to you			
Information		[Type= discrete] [Format=numeric] [Range= 1-3] [Missing=*]	
Statistics [NW/ W]		[Valid=3062 /-] [Invalid=1358 /-]	
Value	Label	Cases	Percentage
1	Not important	927	30.3%
2	A little important	410	13.4%
3	Very important	1725	56.3%
Sysmiss		1358	
<i>Warning: these figures indicate the number of cases found in the data file. They cannot be interpreted as summary statistics of the population of interest.</i>			
# hq_imprt_feats_7: Which features of an injectable medicine to prevent HIV are important to you			
Information		[Type= discrete] [Format=numeric] [Range= 1-3] [Missing=*]	
Statistics [NW/ W]		[Valid=3062 /-] [Invalid=1358 /-]	
Value	Label	Cases	Percentage
1	Not important	116	3.8%
2	A little important	216	7.1%

hq_impirt_feats_7: Which features of an injectable medicine to prevent HIV are important to you

Value	Label	Cases	Percentage
3	Very important	2730	89.2%
Sysmiss		1358	

Warning: these figures indicate the number of cases found in the data file. They cannot be interpreted as summary statistics of the population of interest.

hq_impirt_feats_8: Which features of an injectable medicine to prevent HIV are important to you

Information	[Type= discrete] [Format=numeric] [Range= 1-3] [Missing=*]
Statistics [NW/ W]	[Valid=3062 /-] [Invalid=1358 /-]

Value	Label	Cases	Percentage
1	Not important	1472	48.1%
2	A little important	430	14.0%
3	Very important	1160	37.9%
Sysmiss		1358	

Warning: these figures indicate the number of cases found in the data file. They cannot be interpreted as summary statistics of the population of interest.

hq_eversmoke: In your whole life up to now, have you ever smoked a cigarette?

Information	[Type= discrete] [Format=numeric] [Range= 0-98] [Missing=*]
Statistics [NW/ W]	[Valid=3063 /-] [Invalid=1357 /-]

Value	Label	Cases	Percentage
0	No, I have never had it	0	
1	Yes	626	20.4%
2	No	2434	79.5%
3	Yes, but not sure about the exact age	0	
90	I am not sure	0	
93	Prefer not to answer	3	0.1%
95	Not had sex with this partner in the last 4 weeks	0	
97	N/A	0	
98	Don't know	0	
Sysmiss		1357	

Warning: these figures indicate the number of cases found in the data file. They cannot be interpreted as summary statistics of the population of interest.

hq_frstsmoke_age: How old were you when you smoked your first cigarette? If you can't remember, pl

Information	[Type= discrete] [Format=character] [Missing=*]
Statistics [NW/ W]	[Valid=626 /-] [Invalid=0 /-]

hq_dayssmoked_mths: How many days have you smoked at least one cigarette in the past month? [number

Information	[Type= discrete] [Format=character] [Missing=*]
Statistics [NW/ W]	[Valid=626 /-] [Invalid=0 /-]

hq_smokless_tabac: Have you used smokeless tobacco products such as snuff or chewing tobacco in the

Information	[Type= discrete] [Format=numeric] [Range= 0-98] [Missing=*]
Statistics [NW/ W]	[Valid=626 /-] [Invalid=3794 /-]

Value	Label	Cases	Percentage
0	No, I have never had it	0	
1	Yes	22	3.5%
2	No	603	96.3%
3	Yes, but not sure about the exact age	0	
90	I am not sure	0	

# hq_smokless_tabac: Have you used smokeless tobacco products such as snuff or chewing tobacco in the			
Value	Label	Cases	Percentage
93	Prefer not to answer	1	0.2%
95	Not had sex with this partner in the last 4 weeks	0	
97	N/A	0	
98	Don't know	0	
Sysmiss		3794	
<i>Warning: these figures indicate the number of cases found in the data file. They cannot be interpreted as summary statistics of the population of interest.</i>			
# hq_everdrink: In your whole life up to now, have you ever drunk one "drink" of alcohol (e.g. a			
Information	[Type= discrete] [Format=numeric] [Range= 0-98] [Missing=*]		
Statistics [NW/ W]	[Valid=3063 /-] [Invalid=1357 /-]		
Value	Label	Cases	Percentage
0	No, I have never had it	0	
1	Yes	1609	52.5%
2	No	1451	47.4%
3	Yes, but not sure about the exact age	0	
90	I am not sure	0	
93	Prefer not to answer	3	0.1%
95	Not had sex with this partner in the last 4 weeks	0	
97	N/A	0	
98	Don't know	0	
Sysmiss		1357	
<i>Warning: these figures indicate the number of cases found in the data file. They cannot be interpreted as summary statistics of the population of interest.</i>			
# hq_frstdrink_age: How old were you when you drank your first drink? If you can't remember, please			
Information	[Type= discrete] [Format=character] [Missing=*]		
Statistics [NW/ W]	[Valid=1609 /-] [Invalid=0 /-]		
# hq_daysdrunk_mths: How many days have you drunk at least one drink in the past month? [number of da			
Information	[Type= discrete] [Format=character] [Missing=*]		
Statistics [NW/ W]	[Valid=1609 /-] [Invalid=0 /-]		
# hq_more5drinks_day: How many days have you drunk 5 or more drinks (in succession) on one or more day			
Information	[Type= discrete] [Format=character] [Missing=*]		
Statistics [NW/ W]	[Valid=1609 /-] [Invalid=0 /-]		
# hq_everuse_cannab: In your whole life up to now, have you ever used cannabis (dagga)?			
Information	[Type= discrete] [Format=numeric] [Range= 0-98] [Missing=*]		
Statistics [NW/ W]	[Valid=3063 /-] [Invalid=1357 /-]		
Value	Label	Cases	Percentage
0	No, I have never had it	0	
1	Yes	315	10.3%
2	No	2745	89.6%
3	Yes, but not sure about the exact age	0	
90	I am not sure	0	
93	Prefer not to answer	3	0.1%
95	Not had sex with this partner in the last 4 weeks	0	
97	N/A	0	

# hq_everuse_cannab: In your whole life up to now, have you ever used cannabis (dagga)?			
Value	Label	Cases	Percentage
98	Don't know	0	
Sysmiss		1357	
<i>Warning: these figures indicate the number of cases found in the data file. They cannot be interpreted as summary statistics of the population of interest.</i>			
# hq_frstcannab_age: How old were you when you used cannabis (dagga)? If you can't remember, please g			
Information	[Type= discrete] [Format=character] [Missing=*]		
Statistics [NW/ W]	[Valid=315 /-] [Invalid=0 /-]		
# hq_dayscannab_mths: How many days have you used cannabis in the past month? [number of days]			
Information	[Type= discrete] [Format=character] [Missing=*]		
Statistics [NW/ W]	[Valid=315 /-] [Invalid=0 /-]		
# hq_usedoth_drugs_2: Have you ever used other drugs such as (Tick all that apply)			
Information	[Type= discrete] [Format=numeric] [Range= 2-96] [Missing=*]		
Statistics [NW/ W]	[Valid=3022 /-] [Invalid=1398 /-]		
Value	Label	Cases	Percentage
2	No	3022	100.0%
3	Inhalants like glue, paint thinners, benzine or petrol	0	
4	Methaqualone (Mandrax)	0	
5	Cocaine	0	
6	Heroin	0	
7	Club drugs, Specify	0	
8	Over-the counter drugs, Specify	0	
9	Prescription drugs, Specify	0	
93	Prefer not to answer	0	
96	Other, Specify	0	
Sysmiss		1398	
<i>Warning: these figures indicate the number of cases found in the data file. They cannot be interpreted as summary statistics of the population of interest.</i>			
# hq_usedoth_drugs_3: Have you ever used other drugs such as (Tick all that apply)			
Information	[Type= discrete] [Format=numeric] [Range= 2-96] [Missing=*]		
Statistics [NW/ W]	[Valid=16 /-] [Invalid=4404 /-]		
Value	Label	Cases	Percentage
2	No	0	
3	Inhalants like glue, paint thinners, benzine or petrol	16	100.0%
4	Methaqualone (Mandrax)	0	
5	Cocaine	0	
6	Heroin	0	
7	Club drugs, Specify	0	
8	Over-the counter drugs, Specify	0	
9	Prescription drugs, Specify	0	
93	Prefer not to answer	0	
96	Other, Specify	0	
Sysmiss		4404	
<i>Warning: these figures indicate the number of cases found in the data file. They cannot be interpreted as summary statistics of the population of interest.</i>			

# hq_usedoth_drugs_4: Have you ever used other drugs such as (Tick all that apply)			
Information		[Type= discrete] [Format=numeric] [Range= 2-96] [Missing=*]	
Statistics [NW/ W]		[Valid=5 /-] [Invalid=4415 /-]	
Value	Label	Cases	Percentage
2	No	0	
3	Inhalants like glue, paint thinners, benzine or petrol	0	
4	Methaqualone (Mandrax)	5	100.0%
5	Cocaine	0	
6	Heroin	0	
7	Club drugs, Specify	0	
8	Over-the counter drugs, Specify	0	
9	Prescription drugs, Specify	0	
93	Prefer not to answer	0	
96	Other, Specify	0	
Sysmiss		4415	
<i>Warning: these figures indicate the number of cases found in the data file. They cannot be interpreted as summary statistics of the population of interest.</i>			
# hq_usedoth_drugs_5: Have you ever used other drugs such as (Tick all that apply)			
Information		[Type= discrete] [Format=numeric] [Range= 2-96] [Missing=*]	
Statistics [NW/ W]		[Valid=9 /-] [Invalid=4411 /-]	
Value	Label	Cases	Percentage
2	No	0	
3	Inhalants like glue, paint thinners, benzine or petrol	0	
4	Methaqualone (Mandrax)	0	
5	Cocaine	9	100.0%
6	Heroin	0	
7	Club drugs, Specify	0	
8	Over-the counter drugs, Specify	0	
9	Prescription drugs, Specify	0	
93	Prefer not to answer	0	
96	Other, Specify	0	
Sysmiss		4411	
<i>Warning: these figures indicate the number of cases found in the data file. They cannot be interpreted as summary statistics of the population of interest.</i>			
# hq_usedoth_drugs_6: Have you ever used other drugs such as (Tick all that apply)			
Information		[Type= discrete] [Format=numeric] [Range= 2-96] [Missing=*]	
Statistics [NW/ W]		[Valid=4 /-] [Invalid=4416 /-]	
Value	Label	Cases	Percentage
2	No	0	
3	Inhalants like glue, paint thinners, benzine or petrol	0	
4	Methaqualone (Mandrax)	0	
5	Cocaine	0	
6	Heroin	4	100.0%
7	Club drugs, Specify	0	
8	Over-the counter drugs, Specify	0	
9	Prescription drugs, Specify	0	
93	Prefer not to answer	0	

# hq_usedoth_drugs_6: Have you ever used other drugs such as (Tick all that apply)			
Value	Label	Cases	Percentage
96	Other, Specify	0	
Sysmiss		4416	
<i>Warning: these figures indicate the number of cases found in the data file. They cannot be interpreted as summary statistics of the population of interest.</i>			
# hq_usedoth_drugs_7: Have you ever used other drugs such as (Tick all that apply)			
Information		[Type= discrete] [Format=numeric] [Range= 2-96] [Missing=*]	
Statistics [NW/ W]		[Valid=9 /-] [Invalid=4411 /-]	
Value	Label	Cases	Percentage
2	No	0	
3	Inhalants like glue, paint thinners, benzine or petrol	0	
4	Methaqualone (Mandrax)	0	
5	Cocaine	0	
6	Heroin	0	
7	Club drugs, Specify	9	100.0%
8	Over-the counter drugs, Specify	0	
9	Prescription drugs, Specify	0	
93	Prefer not to answer	0	
96	Other, Specify	0	
Sysmiss		4411	
<i>Warning: these figures indicate the number of cases found in the data file. They cannot be interpreted as summary statistics of the population of interest.</i>			
# hq_usedoth_drugs_93: Have you ever used other drugs such as (Tick all that apply)			
Information		[Type= discrete] [Format=numeric] [Range= 2-96] [Missing=*]	
Statistics [NW/ W]		[Valid=1 /-] [Invalid=4419 /-]	
Value	Label	Cases	Percentage
2	No	0	
3	Inhalants like glue, paint thinners, benzine or petrol	0	
4	Methaqualone (Mandrax)	0	
5	Cocaine	0	
6	Heroin	0	
7	Club drugs, Specify	0	
8	Over-the counter drugs, Specify	0	
9	Prescription drugs, Specify	0	
93	Prefer not to answer	1	100.0%
96	Other, Specify	0	
Sysmiss		4419	
<i>Warning: these figures indicate the number of cases found in the data file. They cannot be interpreted as summary statistics of the population of interest.</i>			
# hq_usedoth_drugs_96: Have you ever used other drugs such as (Tick all that apply)			
Information		[Type= discrete] [Format=numeric] [Range= 2-96] [Missing=*]	
Statistics [NW/ W]		[Valid=10 /-] [Invalid=4410 /-]	
Value	Label	Cases	Percentage
2	No	0	
3	Inhalants like glue, paint thinners, benzine or petrol	0	
4	Methaqualone (Mandrax)	0	
5	Cocaine	0	

hq_usedoth_drugs_96: Have you ever used other drugs such as (Tick all that apply)

Value	Label	Cases	Percentage
6	Heroin	0	
7	Club drugs, Specify	0	
8	Over-the counter drugs, Specify	0	
9	Prescription drugs, Specify	0	
93	Prefer not to answer	0	
96	Other, Specify	10	100.0%
Sysmiss		4410	

Warning: these figures indicate the number of cases found in the data file. They cannot be interpreted as summary statistics of the population of interest.

hq_othdrug_oth: Please specify more details on the kind of other drugs you have used?

Information	[Type= discrete] [Format=character] [Missing=*]
Statistics [NW/ W]	[Valid=11 /-] [Invalid=0 /-]

File : AHRI.DREAMS.MultiLevel.IndividualConsent_Age13-17.2018.v1

project_id: REDCap Project Identifier

Information [Type= discrete] [Format=numeric] [Range= 380-380] [Missing=*]

Statistics [NW/ W] [Valid=4420 /-] [Invalid=0 /-]

event_id: REDCap Event Identifier

Information [Type= discrete] [Format=numeric] [Range= 1080-1080] [Missing=*]

Statistics [NW/ W] [Valid=4420 /-] [Invalid=0 /-]

cohort: Cohort Description

Information [Type= discrete] [Format=character] [Missing=*]

Statistics [NW/ W] [Valid=4420 /-] [Invalid=0 /-]

round: Round Description

Information [Type= discrete] [Format=character] [Missing=*]

Statistics [NW/ W] [Valid=4420 /-] [Invalid=0 /-]

IntId: Individual ID

Information [Type= continuous] [Format=numeric] [Range= 166-220477] [Missing=*]

Statistics [NW/ W] [Valid=4420 /-] [Invalid=0 /-]

ic_indiv_age_verify1: Was the participant's age verified

Information [Type= discrete] [Format=numeric] [Range= 0-98] [Missing=*]

Statistics [NW/ W] [Valid=934 /-] [Invalid=3486 /-]

Value	Label	Cases	Percentage
0	No, I have never had it	0	
1	Yes	867	92.8%
2	No	67	7.2%
3	Yes, but not sure about the exact age	0	
90	I am not sure	0	
93	Prefer not to answer	0	
95	Not had sex with this partner in the last 4 weeks	0	
97	N/A	0	
98	Don't know	0	
Sysmiss		3486	

Warning: these figures indicate the number of cases found in the data file. They cannot be interpreted as summary statistics of the population of interest.

ic_indiv_verified_how1: By which method was the participant's age verified

Information [Type= discrete] [Format=numeric] [Range= 1-96] [Missing=*]

Statistics [NW/ W] [Valid=867 /-] [Invalid=3553 /-]

Value	Label	Cases	Percentage
1	Birth Certificate	790	91.1%
2	ID	16	1.8%
96	Other, specify	61	7.0%
Sysmiss		3553	

Warning: these figures indicate the number of cases found in the data file. They cannot be interpreted as summary statistics of the population of interest.

ic_indiv_verified_how_oth1: By which method was the participant's age verified

Information [Type= discrete] [Format=character] [Missing=*]

File : AHRI.DREAMS.MultiLevel.IndividualConsent_Age13-17.2018.v1

ic_indiv_verified_how_oth1: By which method was the participant's age verified

Statistics [NW/ W] [Valid=61 /-] [Invalid=0 /-]

ic_indiv_who_consent1: Who has given permission on behalf of the participant to participate in this stu

Information [Type= discrete] [Format=numeric] [Range= 1-96] [Missing=*]

Statistics [NW/ W] [Valid=864 /-] [Invalid=3556 /-]

Value	Label	Cases	Percentage
1	Parent	514	59.5%
2	Legal Guardian	259	30.0%
3	Care Provided	90	10.4%
96	Other, specify	1	0.1%
Sysmiss		3556	

Warning: these figures indicate the number of cases found in the data file. They cannot be interpreted as summary statistics of the population of interest.

ic_indiv_who_consent_oth1: Please specify in detail the person's personal information

Information [Type= discrete] [Format=character] [Missing=*]

Statistics [NW/ W] [Valid=1 /-] [Invalid=0 /-]

ic_indiv_enough_info1: Did you get enough information about this study?

Information [Type= discrete] [Format=numeric] [Range= 0-98] [Missing=*]

Statistics [NW/ W] [Valid=940 /-] [Invalid=3480 /-]

Value	Label	Cases	Percentage
0	No, I have never had it	0	
1	Yes	940	100.0%
2	No	0	
3	Yes, but not sure about the exact age	0	
90	I am not sure	0	
93	Prefer not to answer	0	
95	Not had sex with this partner in the last 4 weeks	0	
97	N/A	0	
98	Don't know	0	
Sysmiss		3480	

Warning: these figures indicate the number of cases found in the data file. They cannot be interpreted as summary statistics of the population of interest.

ic_indiv_ask_questions1: Have you been given the opportunity to ask questions about research and your que

Information [Type= discrete] [Format=numeric] [Range= 0-98] [Missing=*]

Statistics [NW/ W] [Valid=940 /-] [Invalid=3480 /-]

Value	Label	Cases	Percentage
0	No, I have never had it	0	
1	Yes	940	100.0%
2	No	0	
3	Yes, but not sure about the exact age	0	
90	I am not sure	0	
93	Prefer not to answer	0	
95	Not had sex with this partner in the last 4 weeks	0	
97	N/A	0	

File : AHRI.DREAMS.MultiLevel.IndividualConsent_Age13-17.2018.v1

ic_indiv_ask_questions1: Have you been given the opportunity to ask questions about research and your que

Value	Label	Cases	Percentage
98	Don't know	0	
Sysmiss		3480	

Warning: these figures indicate the number of cases found in the data file. They cannot be interpreted as summary statistics of the population of interest.

ic_indiv_consent_dreams: Do you agree to participate in this study?

Information	[Type= discrete] [Format=numeric] [Range= 0-98] [Missing=*]
Statistics [NW/ W]	[Valid=939 /-] [Invalid=3481 /-]

Value	Label	Cases	Percentage
0	No, I have never had it	0	
1	Yes	939	100.0%
2	No	0	
3	Yes, but not sure about the exact age	0	
90	I am not sure	0	
93	Prefer not to answer	0	
95	Not had sex with this partner in the last 4 weeks	0	
97	N/A	0	
98	Don't know	0	
Sysmiss		3481	

Warning: these figures indicate the number of cases found in the data file. They cannot be interpreted as summary statistics of the population of interest.

ic_indiv_consent_hsv_1: Do you agree to have a your DBS used for HSV

Information	[Type= discrete] [Format=numeric] [Range= 0-98] [Missing=*]
Statistics [NW/ W]	[Valid=905 /-] [Invalid=3515 /-]

Value	Label	Cases	Percentage
0	No, I have never had it	0	
1	Yes	863	95.4%
2	No	42	4.6%
3	Yes, but not sure about the exact age	0	
90	I am not sure	0	
93	Prefer not to answer	0	
95	Not had sex with this partner in the last 4 weeks	0	
97	N/A	0	
98	Don't know	0	
Sysmiss		3515	

Warning: these figures indicate the number of cases found in the data file. They cannot be interpreted as summary statistics of the population of interest.

ic_indiv_dbs_for_pip1: Have you ever donated blood on this year for a home

Information	[Type= discrete] [Format=numeric] [Range= 0-98] [Missing=*]
Statistics [NW/ W]	[Valid=42 /-] [Invalid=4378 /-]

Value	Label	Cases	Percentage
0	No, I have never had it	0	
1	Yes	7	16.7%
2	No	35	83.3%
3	Yes, but not sure about the exact age	0	

File : AHRI.DREAMS.MultiLevel.IndividualConsent_Age13-17.2018.v1

ic_indv_dbs_for_pip1: Have you ever donated blood on this year for a home

Value	Label	Cases	Percentage
90	I am not sure	0	
93	Prefer not to answer	0	
95	Not had sex with this partner in the last 4 weeks	0	
97	N/A	0	
98	Don't know	0	
Sysmiss		4378	

Warning: these figures indicate the number of cases found in the data file. They cannot be interpreted as summary statistics of the population of interest.

ic_indv_use_pip_hsv_1: Do you agree to having a dry blood spot taken for anonymous HSV2 testing?

Information	[Type= discrete] [Format=numeric] [Range= 0-98] [Missing=*]
Statistics [NW/ W]	[Valid=0 /-] [Invalid=4420 /-]

Value	Label	Cases	Percentage
0	No, I have never had it	0	
1	Yes	0	
2	No	0	
3	Yes, but not sure about the exact age	0	
90	I am not sure	0	
93	Prefer not to answer	0	
95	Not had sex with this partner in the last 4 weeks	0	
97	N/A	0	
98	Don't know	0	
Sysmiss		4420	

Warning: these figures indicate the number of cases found in the data file. They cannot be interpreted as summary statistics of the population of interest.

ic_indv_use_pip_hiv_1: Do you agree to having a dry blood spot taken for anonymous HIV testing?

Information	[Type= discrete] [Format=numeric] [Range= 0-98] [Missing=*]
Statistics [NW/ W]	[Valid=0 /-] [Invalid=4420 /-]

Value	Label	Cases	Percentage
0	No, I have never had it	0	
1	Yes	0	
2	No	0	
3	Yes, but not sure about the exact age	0	
90	I am not sure	0	
93	Prefer not to answer	0	
95	Not had sex with this partner in the last 4 weeks	0	
97	N/A	0	
98	Don't know	0	
Sysmiss		4420	

Warning: these figures indicate the number of cases found in the data file. They cannot be interpreted as summary statistics of the population of interest.

ic_indiv_consent_specstor1: Do you agree that your sample is stored?

Information	[Type= discrete] [Format=numeric] [Range= 0-98] [Missing=*]
Statistics [NW/ W]	[Valid=864 /-] [Invalid=3556 /-]

File : AHRI.DREAMS.MultiLevel.IndividualConsent_Age13-17.2018.v1

ic_indiv_consent_specstor1: Do you agree that your sample is stored?

Value	Label	Cases	Percentage
0	No, I have never had it	0	
1	Yes	864	100.0%
2	No	0	
3	Yes, but not sure about the exact age	0	
90	I am not sure	0	
93	Prefer not to answer	0	
95	Not had sex with this partner in the last 4 weeks	0	
97	N/A	0	
98	Don't know	0	
Sysmiss		3556	

Warning: these figures indicate the number of cases found in the data file. They cannot be interpreted as summary statistics of the population of interest.

ic_indiv_consent_fut_test1: Do you agree that the blood samples of you will be tested in the future, (like o

Information	[Type= discrete] [Format=numeric] [Range= 0-98] [Missing=*]
Statistics [NW/ W]	[Valid=920 /-] [Invalid=3500 /-]

Value	Label	Cases	Percentage
0	No, I have never had it	0	
1	Yes	902	98.0%
2	No	18	2.0%
3	Yes, but not sure about the exact age	0	
90	I am not sure	0	
93	Prefer not to answer	0	
95	Not had sex with this partner in the last 4 weeks	0	
97	N/A	0	
98	Don't know	0	
Sysmiss		3500	

Warning: these figures indicate the number of cases found in the data file. They cannot be interpreted as summary statistics of the population of interest.

ic_indiv_agree_contact1: Do you agree that you are willing to be contacted by phone to schedule time for

Information	[Type= discrete] [Format=numeric] [Range= 0-98] [Missing=*]
Statistics [NW/ W]	[Valid=882 /-] [Invalid=3538 /-]

Value	Label	Cases	Percentage
0	No, I have never had it	0	
1	Yes	844	95.7%
2	No	38	4.3%
3	Yes, but not sure about the exact age	0	
90	I am not sure	0	
93	Prefer not to answer	0	
95	Not had sex with this partner in the last 4 weeks	0	
97	N/A	0	
98	Don't know	0	
Sysmiss		3538	

Warning: these figures indicate the number of cases found in the data file. They cannot be interpreted as summary statistics of the population of interest.

File : AHRI.DREAMS.MultiLevel.IndividualConsent_Age13-17.2018.v1

ic_indiv_alt_rel1: This person is my:

Information [Type= discrete] [Format=character] [Missing=*]

Statistics [NW/ W] [Valid=786 /-] [Invalid=0 /-]

ic_indiv_ref_witness1: Mark the box if you are literate and refuse to have a witness

Information [Type= discrete] [Format=numeric] [Range= 0-98] [Missing=*]

Statistics [NW/ W] [Valid=3 /-] [Invalid=4417 /-]

Value	Label	Cases	Percentage
0	No, I have never had it	0	
1	Yes	1	33.3%
2	No	2	66.7%
3	Yes, but not sure about the exact age	0	
90	I am not sure	0	
93	Prefer not to answer	0	
95	Not had sex with this partner in the last 4 weeks	0	
97	N/A	0	
98	Don't know	0	
Sysmiss		4417	

Warning: these figures indicate the number of cases found in the data file. They cannot be interpreted as summary statistics of the population of interest.

File : AHRI.DREAMS.MultiLevel.IndividualConsent_Age18-22.2018.v1

project_id: REDCap Project Identifier

Information [Type= discrete] [Format=numeric] [Range= 380-380] [Missing=*]

Statistics [NW/ W] [Valid=4420 /-] [Invalid=0 /-]

event_id: REDCap Event Identifier

Information [Type= discrete] [Format=numeric] [Range= 1080-1080] [Missing=*]

Statistics [NW/ W] [Valid=4420 /-] [Invalid=0 /-]

cohort: Cohort Description

Information [Type= discrete] [Format=character] [Missing=*]

Statistics [NW/ W] [Valid=4420 /-] [Invalid=0 /-]

round: Round Description

Information [Type= discrete] [Format=character] [Missing=*]

Statistics [NW/ W] [Valid=4420 /-] [Invalid=0 /-]

IntId: Individual ID

Information [Type= continuous] [Format=numeric] [Range= 166-220477] [Missing=*]

Statistics [NW/ W] [Valid=4420 /-] [Invalid=0 /-]

ic_indiv_enough_info11: Did you get enough information about this study?

Information [Type= discrete] [Format=numeric] [Range= 0-98] [Missing=*]

Statistics [NW/ W] [Valid=2126 /-] [Invalid=2294 /-]

Value	Label	Cases	Percentage
0	No, I have never had it	0	
1	Yes	2126	100.0%
2	No	0	
3	Yes, but not sure about the exact age	0	
90	I am not sure	0	
93	Prefer not to answer	0	
95	Not had sex with this partner in the last 4 weeks	0	
97	N/A	0	
98	Don't know	0	
Sysmiss		2294	

Warning: these figures indicate the number of cases found in the data file. They cannot be interpreted as summary statistics of the population of interest.

ic_indiv_ask_questions11: Have you been given the opportunity to ask questions about research and your que

Information [Type= discrete] [Format=numeric] [Range= 0-98] [Missing=*]

Statistics [NW/ W] [Valid=2127 /-] [Invalid=2293 /-]

Value	Label	Cases	Percentage
0	No, I have never had it	0	
1	Yes	2126	100.0%
2	No	1	0.0%
3	Yes, but not sure about the exact age	0	
90	I am not sure	0	
93	Prefer not to answer	0	
95	Not had sex with this partner in the last 4 weeks	0	

File : AHRI.DREAMS.MultiLevel.IndividualConsent_Age18-22.2018.v1

ic_indiv_ask_questions11: Have you been given the opportunity to ask questions about research and your que

Value	Label	Cases	Percentage
97	N/A	0	
98	Don't know	0	
Sysmiss		2293	

Warning: these figures indicate the number of cases found in the data file. They cannot be interpreted as summary statistics of the population of interest.

ic_indiv_consent_dreams11: Do you agree to participate in this study?

Information	[Type= discrete] [Format=numeric] [Range= 0-98] [Missing=*]
Statistics [NW/ W]	[Valid=2128 /-] [Invalid=2292 /-]

Value	Label	Cases	Percentage
0	No, I have never had it	0	
1	Yes	2128	100.0%
2	No	0	
3	Yes, but not sure about the exact age	0	
90	I am not sure	0	
93	Prefer not to answer	0	
95	Not had sex with this partner in the last 4 weeks	0	
97	N/A	0	
98	Don't know	0	
Sysmiss		2292	

Warning: these figures indicate the number of cases found in the data file. They cannot be interpreted as summary statistics of the population of interest.

ic_indiv_consent_hsv11: Do you agree to have a your DBS used for HSV

Information	[Type= discrete] [Format=numeric] [Range= 0-98] [Missing=*]
Statistics [NW/ W]	[Valid=2128 /-] [Invalid=2292 /-]

Value	Label	Cases	Percentage
0	No, I have never had it	0	
1	Yes	1817	85.4%
2	No	311	14.6%
3	Yes, but not sure about the exact age	0	
90	I am not sure	0	
93	Prefer not to answer	0	
95	Not had sex with this partner in the last 4 weeks	0	
97	N/A	0	
98	Don't know	0	
Sysmiss		2292	

Warning: these figures indicate the number of cases found in the data file. They cannot be interpreted as summary statistics of the population of interest.

ic_indv_dbs_for_pip11: Have you ever donated blood on this year for a home

Information	[Type= discrete] [Format=numeric] [Range= 0-98] [Missing=*]
Statistics [NW/ W]	[Valid=311 /-] [Invalid=4109 /-]

Value	Label	Cases	Percentage
0	No, I have never had it	0	
1	Yes	126	40.5%
2	No	185	59.5%

File : AHRI.DREAMS.MultiLevel.IndividualConsent_Age18-22.2018.v1

ic_indv_dbs_for_pip11: Have you ever donated blood on this year for a home

Value	Label	Cases	Percentage
3	Yes, but not sure about the exact age	0	
90	I am not sure	0	
93	Prefer not to answer	0	
95	Not had sex with this partner in the last 4 weeks	0	
97	N/A	0	
98	Don't know	0	
Systemmiss		4109	

Warning: these figures indicate the number of cases found in the data file. They cannot be interpreted as summary statistics of the population of interest.

ic_indv_use_pip_hsv11: Do you agree to having a dry blood spot taken for anonymous HSV2 testing?

Information	[Type= discrete] [Format=numeric] [Range= 0-98] [Missing=*]
Statistics [NW/ W]	[Valid=129 /-] [Invalid=4291 /-]

Value	Label	Cases	Percentage
0	No, I have never had it	0	
1	Yes	119	92.2%
2	No	10	7.8%
3	Yes, but not sure about the exact age	0	
90	I am not sure	0	
93	Prefer not to answer	0	
95	Not had sex with this partner in the last 4 weeks	0	
97	N/A	0	
98	Don't know	0	
Systemmiss		4291	

Warning: these figures indicate the number of cases found in the data file. They cannot be interpreted as summary statistics of the population of interest.

ic_indv_use_pip_hiv11: Do you agree to having a dry blood spot taken for anonymous HIV testing?

Information	[Type= discrete] [Format=numeric] [Range= 0-98] [Missing=*]
Statistics [NW/ W]	[Valid=127 /-] [Invalid=4293 /-]

Value	Label	Cases	Percentage
0	No, I have never had it	0	
1	Yes	116	91.3%
2	No	11	8.7%
3	Yes, but not sure about the exact age	0	
90	I am not sure	0	
93	Prefer not to answer	0	
95	Not had sex with this partner in the last 4 weeks	0	
97	N/A	0	
98	Don't know	0	
Systemmiss		4293	

Warning: these figures indicate the number of cases found in the data file. They cannot be interpreted as summary statistics of the population of interest.

ic_indiv_consent_specstor5: Do you agree that your sample is stored?

Information	[Type= discrete] [Format=numeric] [Range= 0-98] [Missing=*]
Statistics [NW/ W]	[Valid=1824 /-] [Invalid=2596 /-]

File : AHRI.DREAMS.MultiLevel.IndividualConsent_Age18-22.2018.v1

ic_indiv_consent_specstor5: Do you agree that your sample is stored?

Value	Label	Cases	Percentage
0	No, I have never had it	0	
1	Yes	1820	99.8%
2	No	4	0.2%
3	Yes, but not sure about the exact age	0	
90	I am not sure	0	
93	Prefer not to answer	0	
95	Not had sex with this partner in the last 4 weeks	0	
97	N/A	0	
98	Don't know	0	
Sysmiss		2596	

Warning: these figures indicate the number of cases found in the data file. They cannot be interpreted as summary statistics of the population of interest.

ic_indiv_consent_fut_test5: Do you agree that the blood samples of you will be tested in the future, (like o

Information	[Type= discrete] [Format=numeric] [Range= 0-98] [Missing=*]
Statistics [NW/ W]	[Valid=2127 /-] [Invalid=2293 /-]

Value	Label	Cases	Percentage
0	No, I have never had it	0	
1	Yes	2025	95.2%
2	No	102	4.8%
3	Yes, but not sure about the exact age	0	
90	I am not sure	0	
93	Prefer not to answer	0	
95	Not had sex with this partner in the last 4 weeks	0	
97	N/A	0	
98	Don't know	0	
Sysmiss		2293	

Warning: these figures indicate the number of cases found in the data file. They cannot be interpreted as summary statistics of the population of interest.

ic_indiv_agree_contact11: Do you agree that you are willing to be contacted by phone to schedule time for

Information	[Type= discrete] [Format=numeric] [Range= 0-98] [Missing=*]
Statistics [NW/ W]	[Valid=2129 /-] [Invalid=2291 /-]

Value	Label	Cases	Percentage
0	No, I have never had it	0	
1	Yes	2023	95.0%
2	No	106	5.0%
3	Yes, but not sure about the exact age	0	
90	I am not sure	0	
93	Prefer not to answer	0	
95	Not had sex with this partner in the last 4 weeks	0	
97	N/A	0	
98	Don't know	0	
Sysmiss		2291	

Warning: these figures indicate the number of cases found in the data file. They cannot be interpreted as summary statistics of the population of interest.

File : AHRI.DREAMS.MultiLevel.IndividualConsent_Age18-22.2018.v1

ic_indiv_alt_rel11: This person is my:

Information [Type= discrete] [Format=character] [Missing=*]

Statistics [NW/ W] [Valid=1877 /-] [Invalid=0 /-]

ic_indiv_consent_dreams1: Calculated

Information [Type= discrete] [Format=numeric] [Range= 0-98] [Missing=*]

Statistics [NW/ W] [Valid=4420 /-] [Invalid=0 /-]

Value	Label	Cases	Percentage
0	No, I have never had it	0	
1	Yes	3067	69.4%
2	No	1353	30.6%
3	Yes, but not sure about the exact age	0	
90	I am not sure	0	
93	Prefer not to answer	0	
95	Not had sex with this partner in the last 4 weeks	0	
97	N/A	0	
98	Don't know	0	

Warning: these figures indicate the number of cases found in the data file. They cannot be interpreted as summary statistics of the population of interest.

File : AHRI.DREAMS.MultiLevel.MeasureMediateVars.2018.v1

project_id: REDCap Project Identifier

Information [Type= discrete] [Format=numeric] [Range= 380-380] [Missing=*]

Statistics [NW/ W] [Valid=4420 /-] [Invalid=0 /-]

event_id: REDCap Event Identifier

Information [Type= discrete] [Format=numeric] [Range= 1080-1080] [Missing=*]

Statistics [NW/ W] [Valid=4420 /-] [Invalid=0 /-]

cohort: Cohort Description

Information [Type= discrete] [Format=character] [Missing=*]

Statistics [NW/ W] [Valid=4420 /-] [Invalid=0 /-]

round: Round Description

Information [Type= discrete] [Format=character] [Missing=*]

Statistics [NW/ W] [Valid=4420 /-] [Invalid=0 /-]

IntId: Individual ID

Information [Type= continuous] [Format=numeric] [Range= 166-220477] [Missing=*]

Statistics [NW/ W] [Valid=4420 /-] [Invalid=0 /-]

mv_borrmoney_fem: Is there is a female in your community from whom you can borrow money in an emer

Information [Type= discrete] [Format=numeric] [Range= 0-98] [Missing=*]

Statistics [NW/ W] [Valid=577 /-] [Invalid=3843 /-]

Value	Label	Cases	Percentage
0	No, I have never had it	0	
1	Yes	339	58.8%
2	No	237	41.1%
3	Yes, but not sure about the exact age	0	
90	I am not sure	0	
93	Prefer not to answer	1	0.2%
95	Not had sex with this partner in the last 4 weeks	0	
97	N/A	0	
98	Don't know	0	
Sysmiss		3843	

Warning: these figures indicate the number of cases found in the data file. They cannot be interpreted as summary statistics of the population of interest.

mv_privmeetplace_fem: Do you have a safe and private place to meet with girls and young women who are

Information [Type= discrete] [Format=numeric] [Range= 0-98] [Missing=*]

Statistics [NW/ W] [Valid=577 /-] [Invalid=3843 /-]

Value	Label	Cases	Percentage
0	No, I have never had it	0	
1	Yes	76	13.2%
2	No	500	86.7%
3	Yes, but not sure about the exact age	0	
90	I am not sure	0	
93	Prefer not to answer	1	0.2%
95	Not had sex with this partner in the last 4 weeks	0	

File : AHRI.DREAMS.MultiLevel.MeasureMediateVars.2018.v1

mv_privmeetplace_fem: Do you have a safe and private place to meet with girls and young women who are

Value	Label	Cases	Percentage
97	N/A	0	
98	Don't know	0	
Sysmiss		3843	

Warning: these figures indicate the number of cases found in the data file. They cannot be interpreted as summary statistics of the population of interest.

mv_privmeetregul_fem: If yes, do you meet regularly in such place on a regular basis?

Information	[Type= discrete] [Format=numeric] [Range= 0-98] [Missing=*]
Statistics [NW/ W]	[Valid=76 /-] [Invalid=4344 /-]

Value	Label	Cases	Percentage
0	No, I have never had it	0	
1	Yes	26	34.2%
2	No	49	64.5%
3	Yes, but not sure about the exact age	0	
90	I am not sure	0	
93	Prefer not to answer	1	1.3%
95	Not had sex with this partner in the last 4 weeks	0	
97	N/A	0	
98	Don't know	0	
Sysmiss		4344	

Warning: these figures indicate the number of cases found in the data file. They cannot be interpreted as summary statistics of the population of interest.

mv_trustfriend_fem: Do you have at least one trusted female friend?

Information	[Type= discrete] [Format=numeric] [Range= 0-98] [Missing=*]
Statistics [NW/ W]	[Valid=577 /-] [Invalid=3843 /-]

Value	Label	Cases	Percentage
0	No, I have never had it	0	
1	Yes	405	70.2%
2	No	171	29.6%
3	Yes, but not sure about the exact age	0	
90	I am not sure	0	
93	Prefer not to answer	1	0.2%
95	Not had sex with this partner in the last 4 weeks	0	
97	N/A	0	
98	Don't know	0	
Sysmiss		3843	

Warning: these figures indicate the number of cases found in the data file. They cannot be interpreted as summary statistics of the population of interest.

mv_knowguard_fem: Do you know a woman in your community, other than a mother or guardian, whom you

Information	[Type= discrete] [Format=numeric] [Range= 0-98] [Missing=*]
Statistics [NW/ W]	[Valid=577 /-] [Invalid=3843 /-]

Value	Label	Cases	Percentage
0	No, I have never had it	0	
1	Yes	395	68.5%
2	No	181	31.4%

File : AHRI.DREAMS.MultiLevel.MeasureMediateVars.2018.v1

mv_knowguard_fem: Do you know a woman in your community, other than a mother or guardian, whom you

Value	Label	Cases	Percentage
3	Yes, but not sure about the exact age	0	
90	I am not sure	0	
93	Prefer not to answer	1	0.2%
95	Not had sex with this partner in the last 4 weeks	0	
97	N/A	0	
98	Don't know	0	
Sysmiss		3843	

Warning: these figures indicate the number of cases found in the data file. They cannot be interpreted as summary statistics of the population of interest.

mv_borrmoney_mal: For Males: Is there is a male in your community from whom you can borrow money i

Information	[Type= discrete] [Format=numeric] [Range= 0-98] [Missing=*]
Statistics [NW/ W]	[Valid=2488 /-] [Invalid=1932 /-]

Value	Label	Cases	Percentage
0	No, I have never had it	0	
1	Yes	978	39.3%
2	No	1507	60.6%
3	Yes, but not sure about the exact age	0	
90	I am not sure	0	
93	Prefer not to answer	3	0.1%
95	Not had sex with this partner in the last 4 weeks	0	
97	N/A	0	
98	Don't know	0	
Sysmiss		1932	

Warning: these figures indicate the number of cases found in the data file. They cannot be interpreted as summary statistics of the population of interest.

mv_privmeetplace_mal: Do you have a safe and private place to meet with boys and young men who are lik

Information	[Type= discrete] [Format=numeric] [Range= 0-98] [Missing=*]
Statistics [NW/ W]	[Valid=2488 /-] [Invalid=1932 /-]

Value	Label	Cases	Percentage
0	No, I have never had it	0	
1	Yes	681	27.4%
2	No	1805	72.5%
3	Yes, but not sure about the exact age	0	
90	I am not sure	0	
93	Prefer not to answer	2	0.1%
95	Not had sex with this partner in the last 4 weeks	0	
97	N/A	0	
98	Don't know	0	
Sysmiss		1932	

Warning: these figures indicate the number of cases found in the data file. They cannot be interpreted as summary statistics of the population of interest.

mv_privmeetregul_mal: If yes, do you meet regularly in such place on a regular basis?

Information	[Type= discrete] [Format=numeric] [Range= 0-98] [Missing=*]
Statistics [NW/ W]	[Valid=683 /-] [Invalid=3737 /-]

File : AHRI.DREAMS.MultiLevel.MeasureMediateVars.2018.v1

mv_privmeetrejul_mal: If yes, do you meet regularly in such place on a regular basis?

Value	Label	Cases	Percentage
0	No, I have never had it	0	
1	Yes	358	52.4%
2	No	322	47.1%
3	Yes, but not sure about the exact age	0	
90	I am not sure	0	
93	Prefer not to answer	3	0.4%
95	Not had sex with this partner in the last 4 weeks	0	
97	N/A	0	
98	Don't know	0	
Sysmiss		3737	

Warning: these figures indicate the number of cases found in the data file. They cannot be interpreted as summary statistics of the population of interest.

mv_knowguard_mal: Do who know a man in your community, other than a father or guardian, whom you c

Information	[Type= discrete] [Format=numeric] [Range= 0-98] [Missing=*]
Statistics [NW/ W]	[Valid=2488 /-] [Invalid=1932 /-]

Value	Label	Cases	Percentage
0	No, I have never had it	0	
1	Yes	1585	63.7%
2	No	900	36.2%
3	Yes, but not sure about the exact age	0	
90	I am not sure	0	
93	Prefer not to answer	3	0.1%
95	Not had sex with this partner in the last 4 weeks	0	
97	N/A	0	
98	Don't know	0	
Sysmiss		1932	

Warning: these figures indicate the number of cases found in the data file. They cannot be interpreted as summary statistics of the population of interest.

mv_trustfriend_mal: Do you have at least one trusted male friend?

Information	[Type= discrete] [Format=numeric] [Range= 0-98] [Missing=*]
Statistics [NW/ W]	[Valid=2488 /-] [Invalid=1932 /-]

Value	Label	Cases	Percentage
0	No, I have never had it	0	
1	Yes	2024	81.4%
2	No	462	18.6%
3	Yes, but not sure about the exact age	0	
90	I am not sure	0	
93	Prefer not to answer	2	0.1%
95	Not had sex with this partner in the last 4 weeks	0	
97	N/A	0	
98	Don't know	0	
Sysmiss		1932	

Warning: these figures indicate the number of cases found in the data file. They cannot be interpreted as summary statistics of the population of interest.

File : AHRI.DREAMS.MultiLevel.MeasureMediateVars.2018.v1

mv_number_closefriend: How many people of your age or a similar age do you consider close friends? (By

Information [Type= discrete] [Format=character] [Missing=*]

Statistics [NW/ W] [Valid=3064 /-] [Invalid=0 /-]

mv_closefriend_fem: How many females of your age or a similar age do you consider close friends? (By

Information [Type= discrete] [Format=character] [Missing=*]

Statistics [NW/ W] [Valid=2624 /-] [Invalid=0 /-]

mv_closefriend_mal: How many of these friends are male?

Information [Type= discrete] [Format=character] [Missing=*]

Statistics [NW/ W] [Valid=2624 /-] [Invalid=0 /-]

mv_no_friends_advice: If close fiends = 0, is there anyone in your community that you can turn to for

Information [Type= discrete] [Format=numeric] [Range= 0-98] [Missing=*]

Statistics [NW/ W] [Valid=442 /-] [Invalid=3978 /-]

Value	Label	Cases	Percentage
0	No, I have never had it	0	
1	Yes	298	67.4%
2	No	144	32.6%
3	Yes, but not sure about the exact age	0	
90	I am not sure	0	
93	Prefer not to answer	0	
95	Not had sex with this partner in the last 4 weeks	0	
97	N/A	0	
98	Don't know	0	
Sysmiss		3978	

Warning: these figures indicate the number of cases found in the data file. They cannot be interpreted as summary statistics of the population of interest.

mv_no_friend_person_advice: if yes, who is the person you would turn to first for such advice and help?

Information [Type= discrete] [Format=numeric] [Range= 1-96] [Missing=*]

Statistics [NW/ W] [Valid=308 /-] [Invalid=4112 /-]

Value	Label	Cases	Percentage
1	Mother	67	21.8%
2	Father	24	7.8%
3	Grand parents	18	5.8%
4	Brother	50	16.2%
5	Sister	32	10.4%
6	Other Relative	61	19.8%
7	*Boyfriend / Girlfriend / Spouse	16	5.2%
8	Same age friend	3	1.0%
9	Pastor	13	4.2%
10	Teacher	1	0.3%
96	Other, specify	23	7.5%
Sysmiss		4112	

Warning: these figures indicate the number of cases found in the data file. They cannot be interpreted as summary statistics of the population of interest.

File : AHRI.DREAMS.MultiLevel.MeasureMediateVars.2018.v1

mv_other_friends_advice: Apart from your close friends is there anyone in your community that you can tur

Information [Type= discrete] [Format=numeric] [Range= 0-98] [Missing=*]

Statistics [NW/ W] [Valid=2623 /-] [Invalid=1797 /-]

Value	Label	Cases	Percentage
0	No, I have never had it	0	
1	Yes	1985	75.7%
2	No	636	24.2%
3	Yes, but not sure about the exact age	0	
90	I am not sure	0	
93	Prefer not to answer	2	0.1%
95	Not had sex with this partner in the last 4 weeks	0	
97	N/A	0	
98	Don't know	0	
Sysmiss		1797	

Warning: these figures indicate the number of cases found in the data file. They cannot be interpreted as summary statistics of the population of interest.

mv_first_person_advice: if yes, who is the person you would turn to first for such advice and help?

Information [Type= discrete] [Format=numeric] [Range= 1-96] [Missing=*]

Statistics [NW/ W] [Valid=1985 /-] [Invalid=2435 /-]

Value	Label	Cases	Percentage
1	Mother	346	17.4%
2	Father	169	8.5%
3	Grand parents	159	8.0%
4	Brother	242	12.2%
5	Sister	148	7.5%
6	Other Relative	338	17.0%
7	*Boyfriend / Girlfriend / Spouse	50	2.5%
8	Same age friend	295	14.9%
9	Pastor	51	2.6%
10	Teacher	17	0.9%
96	Other, specify	170	8.6%
Sysmiss		2435	

Warning: these figures indicate the number of cases found in the data file. They cannot be interpreted as summary statistics of the population of interest.

mv_first_person_advice_oth: Please specify details on other person

Information [Type= discrete] [Format=character] [Missing=*]

Statistics [NW/ W] [Valid=170 /-] [Invalid=0 /-]

mv_confide_violence: There is someone in your community you could confide in about violence in the ho

Information [Type= discrete] [Format=numeric] [Range= 1-93] [Missing=*]

Statistics [NW/ W] [Valid=3065 /-] [Invalid=1355 /-]

Value	Label	Cases	Percentage
1	Agree	1897	61.9%
2	Disagree	1154	37.7%
93	Prefer not to answer	14	0.5%
Sysmiss		1355	

File : AHRI.DREAMS.MultiLevel.MeasureMediateVars.2018.v1

mv_confide_violence: There is someone in your community you could confide in about violence in the ho

Warning: these figures indicate the number of cases found in the data file. They cannot be interpreted as summary statistics of the population of interest.

mv_have_crisis_plan: Do you have a 'functional' [tried and tested to work] plan for what to do in a c

Information [Type= discrete] [Format=numeric] [Range= 0-98] [Missing=*]

Statistics [NW/ W] [Valid=3065 /-] [Invalid=1355 /-]

Value	Label	Cases	Percentage
0	No, I have never had it	0	
1	Yes	935	30.5%
2	No	2121	69.2%
3	Yes, but not sure about the exact age	0	
90	I am not sure	0	
93	Prefer not to answer	9	0.3%
95	Not had sex with this partner in the last 4 weeks	0	
97	N/A	0	
98	Don't know	0	
Sysmiss		1355	

Warning: these figures indicate the number of cases found in the data file. They cannot be interpreted as summary statistics of the population of interest.

mv_have_safeplace_stay: Do you have a safe place to stay if you have a problem or emergency?

Information [Type= discrete] [Format=numeric] [Range= 0-98] [Missing=*]

Statistics [NW/ W] [Valid=3065 /-] [Invalid=1355 /-]

Value	Label	Cases	Percentage
0	No, I have never had it	0	
1	Yes	2239	73.1%
2	No	824	26.9%
3	Yes, but not sure about the exact age	0	
90	I am not sure	0	
93	Prefer not to answer	2	0.1%
95	Not had sex with this partner in the last 4 weeks	0	
97	N/A	0	
98	Don't know	0	
Sysmiss		1355	

Warning: these figures indicate the number of cases found in the data file. They cannot be interpreted as summary statistics of the population of interest.

mv_know_riskareas: I know where the risky areas in my community are

Information [Type= discrete] [Format=numeric] [Range= 1-93] [Missing=*]

Statistics [NW/ W] [Valid=3065 /-] [Invalid=1355 /-]

Value	Label	Cases	Percentage
1	Agree	1869	61.0%
2	Disagree	1187	38.7%
93	Prefer not to answer	9	0.3%
Sysmiss		1355	

Warning: these figures indicate the number of cases found in the data file. They cannot be interpreted as summary statistics of the population of interest.

mv_can_avoid_riskareas: I can avoid risky areas in my community

Information [Type= discrete] [Format=numeric] [Range= 1-93] [Missing=*]

File : AHRI.DREAMS.MultiLevel.MeasureMediateVars.2018.v1

mv_can_avoid_riskareas: I can avoid risky areas in my community

Statistics [NW/ W] [Valid=3065 /-] [Invalid=1355 /-]

Value	Label	Cases	Percentage
1	Agree	1852	60.4%
2	Disagree	1201	39.2%
93	Prefer not to answer	12	0.4%
Sysmiss		1355	

Warning: these figures indicate the number of cases found in the data file. They cannot be interpreted as summary statistics of the population of interest.

mv_mob_moved_away: In the past year, have you moved away from home, either temporarily with the int

Information [Type= discrete] [Format=numeric] [Range= 0-98] [Missing=*]

Statistics [NW/ W] [Valid=3065 /-] [Invalid=1355 /-]

Value	Label	Cases	Percentage
0	No, I have never had it	0	
1	Yes	1526	49.8%
2	No	1532	50.0%
3	Yes, but not sure about the exact age	7	0.2%
90	I am not sure	0	
93	Prefer not to answer	0	
95	Not had sex with this partner in the last 4 weeks	0	
97	N/A	0	
98	Don't know	0	
Sysmiss		1355	

Warning: these figures indicate the number of cases found in the data file. They cannot be interpreted as summary statistics of the population of interest.

mv_mob_last_place_visited: What was the name of the last place that you visited?

Information [Type= discrete] [Format=character] [Missing=*]

Statistics [NW/ W] [Valid=1526 /-] [Invalid=0 /-]

mv_mob_last_where: For the last trip, was it:

Information [Type= discrete] [Format=numeric] [Range= 1-96] [Missing=*]

Statistics [NW/ W] [Valid=1526 /-] [Invalid=2894 /-]

Value	Label	Cases	Percentage
1	Within the isigodi	70	4.6%
2	Outside the isigodi but within the district	476	31.2%
3	Outside district but still in KZN	667	43.7%
4	Outside district: Johannesburg	127	8.3%
5	Outside district: CapeTown	19	1.2%
6	Outside district: Durban	122	8.0%
7	Outside district: Polokwane	3	0.2%
96	Other specify	42	2.8%
Sysmiss		2894	

Warning: these figures indicate the number of cases found in the data file. They cannot be interpreted as summary statistics of the population of interest.

mv_mob_last_whereoth: Please specify the other details of where it was

Information [Type= discrete] [Format=character] [Missing=*]

Statistics [NW/ W] [Valid=43 /-] [Invalid=0 /-]

File : AHRI.DREAMS.MultiLevel.MeasureMediateVars.2018.v1

mv_mob_timein_lastplace: How long did you spend in[name]?

Information [Type= discrete] [Format=numeric] [Range= 0-93] [Missing=*]

Statistics [NW/ W] [Valid=1526 /-] [Invalid=2894 /-]

Value	Label	Cases	Percentage
0	Did not spend the night	27	1.8%
1	Less than a week	287	18.8%
2	2-4 weeks	531	34.8%
3	1-3 months	395	25.9%
4	4-6 months	92	6.0%
5	> 6 months	95	6.2%
6	Between 1 and 2 weeks	93	6.1%
93	I don't wish to answer	6	0.4%
Sysmiss		2894	

Warning: these figures indicate the number of cases found in the data file. They cannot be interpreted as summary statistics of the population of interest.

mv_mob_last_longest_trip: Was this your longest trip in the last year?

Information [Type= discrete] [Format=numeric] [Range= 0-98] [Missing=*]

Statistics [NW/ W] [Valid=1525 /-] [Invalid=2895 /-]

Value	Label	Cases	Percentage
0	No, I have never had it	0	
1	Yes	1343	88.1%
2	No	182	11.9%
3	Yes, but not sure about the exact age	0	
90	I am not sure	0	
93	Prefer not to answer	0	
95	Not had sex with this partner in the last 4 weeks	0	
97	N/A	0	
98	Don't know	0	
Sysmiss		2895	

Warning: these figures indicate the number of cases found in the data file. They cannot be interpreted as summary statistics of the population of interest.

mv_mob_reas_visit_last_1: What were the reasons for traveling to [name]?

Information [Type= discrete] [Format=numeric] [Range= 1-96] [Missing=*]

Statistics [NW/ W] [Valid=150 /-] [Invalid=4270 /-]

Value	Label	Cases	Percentage
1	Looking for work	150	100.0%
2	To visit/live with partner	0	
3	To study / boarding school	0	
4	To visit/live with family	0	
5	Illness related - to seek for medical care	0	
6	Holiday	0	
7	To care for family members	0	
8	I was in Jail	0	
96	Other, specify	0	
Sysmiss		4270	

Warning: these figures indicate the number of cases found in the data file. They cannot be interpreted as summary statistics of the population of interest.

File : AHRI.DREAMS.MultiLevel.MeasureMediateVars.2018.v1

mv_mob_reas_visit_last_2: What were the reasons for traveling to [name]?

Information [Type= discrete] [Format=numeric] [Range= 1-96] [Missing=*]

Statistics [NW/ W] [Valid=96 /-] [Invalid=4324 /-]

Value	Label	Cases	Percentage
1	Looking for work	0	
2	To visit/live with partner	96	100.0%
3	To study / boarding school	0	
4	To visit/live with family	0	
5	Illness related - to seek for medical care	0	
6	Holiday	0	
7	To care for family members	0	
8	I was in Jail	0	
96	Other, specify	0	
Sysmiss		4324	

Warning: these figures indicate the number of cases found in the data file. They cannot be interpreted as summary statistics of the population of interest.

mv_mob_reas_visit_last_3: What were the reasons for traveling to [name]?

Information [Type= discrete] [Format=numeric] [Range= 1-96] [Missing=*]

Statistics [NW/ W] [Valid=48 /-] [Invalid=4372 /-]

Value	Label	Cases	Percentage
1	Looking for work	0	
2	To visit/live with partner	0	
3	To study / boarding school	48	100.0%
4	To visit/live with family	0	
5	Illness related - to seek for medical care	0	
6	Holiday	0	
7	To care for family members	0	
8	I was in Jail	0	
96	Other, specify	0	
Sysmiss		4372	

Warning: these figures indicate the number of cases found in the data file. They cannot be interpreted as summary statistics of the population of interest.

mv_mob_reas_visit_last_4: What were the reasons for traveling to [name]?

Information [Type= discrete] [Format=numeric] [Range= 1-96] [Missing=*]

Statistics [NW/ W] [Valid=926 /-] [Invalid=3494 /-]

Value	Label	Cases	Percentage
1	Looking for work	0	
2	To visit/live with partner	0	
3	To study / boarding school	0	
4	To visit/live with family	926	100.0%
5	Illness related - to seek for medical care	0	
6	Holiday	0	
7	To care for family members	0	
8	I was in Jail	0	
96	Other, specify	0	

File : AHRI.DREAMS.MultiLevel.MeasureMediateVars.2018.v1

mv_mob_reas_visit_last_4: What were the reasons for traveling to [name]?

Value	Label	Cases	Percentage
Sysmiss		3494	

Warning: these figures indicate the number of cases found in the data file. They cannot be interpreted as summary statistics of the population of interest.

mv_mob_reas_visit_last_5: What were the reasons for traveling to [name]?

Information	[Type= discrete] [Format=numeric] [Range= 1-96] [Missing=*]
Statistics [NW/ W]	[Valid=5 /-] [Invalid=4415 /-]

Value	Label	Cases	Percentage
1	Looking for work	0	
2	To visit/live with partner	0	
3	To study / boarding school	0	
4	To visit/live with family	0	
5	Illness related - to seek for medical care	5	100.0%
6	Holiday	0	
7	To care for family members	0	
8	I was in Jail	0	
96	Other, specify	0	
Sysmiss		4415	

Warning: these figures indicate the number of cases found in the data file. They cannot be interpreted as summary statistics of the population of interest.

mv_mob_reas_visit_last_6: What were the reasons for traveling to [name]?

Information	[Type= discrete] [Format=numeric] [Range= 1-96] [Missing=*]
Statistics [NW/ W]	[Valid=54 /-] [Invalid=4366 /-]

Value	Label	Cases	Percentage
1	Looking for work	0	
2	To visit/live with partner	0	
3	To study / boarding school	0	
4	To visit/live with family	0	
5	Illness related - to seek for medical care	0	
6	Holiday	54	100.0%
7	To care for family members	0	
8	I was in Jail	0	
96	Other, specify	0	
Sysmiss		4366	

Warning: these figures indicate the number of cases found in the data file. They cannot be interpreted as summary statistics of the population of interest.

mv_mob_reas_visit_last_7: What were the reasons for traveling to [name]?

Information	[Type= discrete] [Format=numeric] [Range= 1-96] [Missing=*]
Statistics [NW/ W]	[Valid=12 /-] [Invalid=4408 /-]

Value	Label	Cases	Percentage
1	Looking for work	0	
2	To visit/live with partner	0	
3	To study / boarding school	0	
4	To visit/live with family	0	
5	Illness related - to seek for medical care	0	

File : AHRI.DREAMS.MultiLevel.MeasureMediateVars.2018.v1

mv_mob_reas_visit_last_7: What were the reasons for traveling to [name]?

Value	Label	Cases	Percentage
6	Holiday	0	
7	To care for family members	12	100.0%
8	I was in Jail	0	
96	Other, specify	0	
Sysmiss		4408	

Warning: these figures indicate the number of cases found in the data file. They cannot be interpreted as summary statistics of the population of interest.

mv_mob_reas_visit_last_8: What were the reasons for traveling to [name]?

Value	Label	Cases	Percentage
1	Looking for work	0	
2	To visit/live with partner	0	
3	To study / boarding school	0	
4	To visit/live with family	0	
5	Illness related - to seek for medical care	0	
6	Holiday	0	
7	To care for family members	0	
8	I was in Jail	2	100.0%
96	Other, specify	0	
Sysmiss		4418	

Warning: these figures indicate the number of cases found in the data file. They cannot be interpreted as summary statistics of the population of interest.

mv_mob_reas_visit_last_96: What were the reasons for traveling to [name]?

Value	Label	Cases	Percentage
1	Looking for work	0	
2	To visit/live with partner	0	
3	To study / boarding school	0	
4	To visit/live with family	0	
5	Illness related - to seek for medical care	0	
6	Holiday	0	
7	To care for family members	0	
8	I was in Jail	0	
96	Other, specify	109	100.0%
Sysmiss		4311	

Warning: these figures indicate the number of cases found in the data file. They cannot be interpreted as summary statistics of the population of interest.

mv_mob_reas_visit_lastoth: Please specify the other reason for traveling to [name]

Information	[Type= discrete] [Format=character] [Missing=*]
Statistics [NW/ W]	[Valid=124 /-] [Invalid=0 /-]

mv_mob_live_with_last: If yes, with whom were you living with during this time?

Information	[Type= discrete] [Format=numeric] [Range= 1-96] [Missing=*]
-------------	---

File : AHRI.DREAMS.MultiLevel.MeasureMediateVars.2018.v1

mv_mob_live_with_last: If yes, with whom were you living with during this time?

Statistics [NW/ W] [Valid=1526 /-] [Invalid=2894 /-]

Value	Label	Cases	Percentage
1	Alone	63	4.1%
2	Your family	1174	76.9%
3	In-laws	25	1.6%
4	Same-aged friends	55	3.6%
5	Other friends	69	4.5%
6	Neighbours	3	0.2%
7	Partner	64	4.2%
8	Others	21	1.4%
96	Other, specify	52	3.4%
Sysmiss		2894	

Warning: these figures indicate the number of cases found in the data file. They cannot be interpreted as summary statistics of the population of interest.

mv_mob_live_with_last_oth: Please specify the other person whom you stayed with

Information [Type= discrete] [Format=character] [Missing=*]

Statistics [NW/ W] [Valid=52 /-] [Invalid=0 /-]

mv_mob_use_medice_last: Did you use medical services in [name]?

Information [Type= discrete] [Format=numeric] [Range= 0-98] [Missing=*]

Statistics [NW/ W] [Valid=1526 /-] [Invalid=2894 /-]

Value	Label	Cases	Percentage
0	No, I have never had it	0	
1	Yes	175	11.5%
2	No	1348	88.3%
3	Yes, but not sure about the exact age	0	
90	I am not sure	0	
93	Prefer not to answer	3	0.2%
95	Not had sex with this partner in the last 4 weeks	0	
97	N/A	0	
98	Don't know	0	
Sysmiss		2894	

Warning: these figures indicate the number of cases found in the data file. They cannot be interpreted as summary statistics of the population of interest.

mv_mob_longest_name: For the longest trips: Where did you go?

Information [Type= discrete] [Format=character] [Missing=*]

Statistics [NW/ W] [Valid=182 /-] [Invalid=0 /-]

mv_mob_longest_trip: What is the longest duration that you have been away?

Information [Type= discrete] [Format=character] [Missing=*]

Statistics [NW/ W] [Valid=182 /-] [Invalid=0 /-]

mv_mob_longest_where: For the longest trips: Was it?

Information [Type= discrete] [Format=numeric] [Range= 1-96] [Missing=*]

Statistics [NW/ W] [Valid=182 /-] [Invalid=4238 /-]

File : AHRI.DREAMS.MultiLevel.MeasureMediateVars.2018.v1

mv_mob_longest_where: For the longest trips: Was it?

Value	Label	Cases	Percentage
1	Within the isigodi	3	1.6%
2	Outside the isigodi but within the district	26	14.3%
3	Outside district but still in KZN	80	44.0%
4	Outside district: Johannesburg	25	13.7%
5	Outside district: CapeTown	3	1.6%
6	Outside district: Durban	26	14.3%
7	Outside district: Polokwane	1	0.5%
96	Other specify	18	9.9%
Sysmiss		4238	

Warning: these figures indicate the number of cases found in the data file. They cannot be interpreted as summary statistics of the population of interest.

# mv_mob_longest_whereoth: Please specify the other details of where it was			
Information	[Type= discrete] [Format=character] [Missing=*]		
Statistics [NW/ W]	[Valid=19 /-] [Invalid=0 /-]		
# mv_mob_reas_visit_long_1: What were the reasons for traveling to [name]?			
Information	[Type= discrete] [Format=numeric] [Range= 1-96] [Missing=*]		
Statistics [NW/ W]	[Valid=27 /-] [Invalid=4393 /-]		
Value	Label	Cases	Percentage
1	Looking for work	27	100.0%
2	To visit/live with partner	0	
3	To study / boarding school	0	
4	To visit/live with family	0	
5	Illness related - to seek for medical care	0	
6	Holiday	0	
7	To care for family members	0	
8	I was in Jail	0	
96	Other, specify	0	
Sysmiss		4393	
<i>Warning: these figures indicate the number of cases found in the data file. They cannot be interpreted as summary statistics of the population of interest.</i>			
# mv_mob_reas_visit_long_2: What were the reasons for traveling to [name]?			
Information	[Type= discrete] [Format=numeric] [Range= 1-96] [Missing=*]		
Statistics [NW/ W]	[Valid=9 /-] [Invalid=4411 /-]		
Value	Label	Cases	Percentage
1	Looking for work	0	
2	To visit/live with partner	9	100.0%
3	To study / boarding school	0	
4	To visit/live with family	0	
5	Illness related - to seek for medical care	0	
6	Holiday	0	
7	To care for family members	0	
8	I was in Jail	0	
96	Other, specify	0	
Sysmiss		4411	
<i>Warning: these figures indicate the number of cases found in the data file. They cannot be interpreted as summary statistics of the population of interest.</i>			
# mv_mob_reas_visit_long_3: What were the reasons for traveling to [name]?			
Information	[Type= discrete] [Format=numeric] [Range= 1-96] [Missing=*]		
Statistics [NW/ W]	[Valid=6 /-] [Invalid=4414 /-]		
Value	Label	Cases	Percentage
1	Looking for work	0	
2	To visit/live with partner	0	
3	To study / boarding school	6	100.0%
4	To visit/live with family	0	
5	Illness related - to seek for medical care	0	
6	Holiday	0	
7	To care for family members	0	
8	I was in Jail	0	

mv_mob_reas_visit_long_3: What were the reasons for traveling to [name]?

Value	Label	Cases	Percentage
96	Other, specify	0	
Sysmiss		4414	

Warning: these figures indicate the number of cases found in the data file. They cannot be interpreted as summary statistics of the population of interest.

mv_mob_reas_visit_long_4: What were the reasons for traveling to [name]?

Information	[Type= discrete] [Format=numeric] [Range= 1-96] [Missing=*]
Statistics [NW/ W]	[Valid=84 /-] [Invalid=4336 /-]

Value	Label	Cases	Percentage
1	Looking for work	0	
2	To visit/live with partner	0	
3	To study / boarding school	0	
4	To visit/live with family	84	100.0%
5	Illness related - to seek for medical care	0	
6	Holiday	0	
7	To care for family members	0	
8	I was in Jail	0	
96	Other, specify	0	
Sysmiss		4336	

Warning: these figures indicate the number of cases found in the data file. They cannot be interpreted as summary statistics of the population of interest.

mv_mob_reas_visit_long_5: What were the reasons for traveling to [name]?

Information	[Type= discrete] [Format=numeric] [Range= 1-96] [Missing=*]
Statistics [NW/ W]	[Valid=2 /-] [Invalid=4418 /-]

Value	Label	Cases	Percentage
1	Looking for work	0	
2	To visit/live with partner	0	
3	To study / boarding school	0	
4	To visit/live with family	0	
5	Illness related - to seek for medical care	2	100.0%
6	Holiday	0	
7	To care for family members	0	
8	I was in Jail	0	
96	Other, specify	0	
Sysmiss		4418	

Warning: these figures indicate the number of cases found in the data file. They cannot be interpreted as summary statistics of the population of interest.

mv_mob_reas_visit_long_6: What were the reasons for traveling to [name]?

Information	[Type= discrete] [Format=numeric] [Range= 1-96] [Missing=*]
Statistics [NW/ W]	[Valid=6 /-] [Invalid=4414 /-]

Value	Label	Cases	Percentage
1	Looking for work	0	
2	To visit/live with partner	0	
3	To study / boarding school	0	
4	To visit/live with family	0	
5	Illness related - to seek for medical care	0	
6	Holiday	6	100.0%

# mv_mob_reas_visit_long_6: What were the reasons for traveling to [name]?			
Value	Label	Cases	Percentage
7	To care for family members	0	
8	I was in Jail	0	
96	Other, specify	0	
Sysmiss		4414	
<i>Warning: these figures indicate the number of cases found in the data file. They cannot be interpreted as summary statistics of the population of interest.</i>			
# mv_mob_reas_visit_long_96: What were the reasons for traveling to [name]?			
Information		[Type= discrete] [Format=numeric] [Range= 1-96] [Missing=*]	
Statistics [NW/ W]		[Valid=29 /-] [Invalid=4391 /-]	
Value	Label	Cases	Percentage
1	Looking for work	0	
2	To visit/live with partner	0	
3	To study / boarding school	0	
4	To visit/live with family	0	
5	Illness related - to seek for medical care	0	
6	Holiday	0	
7	To care for family members	0	
8	I was in Jail	0	
96	Other, specify	29	100.0%
Sysmiss		4391	
<i>Warning: these figures indicate the number of cases found in the data file. They cannot be interpreted as summary statistics of the population of interest.</i>			
# mv_mob_reas_visit_longoth: Please specify the other reason for traveling to [name]			
Information		[Type= discrete] [Format=character] [Missing=*]	
Statistics [NW/ W]		[Valid=34 /-] [Invalid=0 /-]	
# mv_mob_live_with_long: With whom were you living with during this time?			
Information		[Type= discrete] [Format=numeric] [Range= 1-96] [Missing=*]	
Statistics [NW/ W]		[Valid=182 /-] [Invalid=4238 /-]	
Value	Label	Cases	Percentage
1	Alone	7	3.8%
2	Your family	117	64.3%
3	In-laws	4	2.2%
4	Same-aged friends	12	6.6%
5	Other friends	6	3.3%
6	Neighbours	3	1.6%
7	Partner	9	4.9%
8	Others	4	2.2%
96	Other, specify	20	11.0%
Sysmiss		4238	
<i>Warning: these figures indicate the number of cases found in the data file. They cannot be interpreted as summary statistics of the population of interest.</i>			
# mv_mob_live_with_long_oth: Please specify the other person whom you stayed with			
Information		[Type= discrete] [Format=character] [Missing=*]	
Statistics [NW/ W]		[Valid=20 /-] [Invalid=0 /-]	

# mv_mob_use_medec_long: Did you use medical services in [name]?			
Information	[Type= discrete] [Format=numeric] [Range= 1-2] [Missing=*]		
Statistics [NW/ W]	[Valid=182 /-] [Invalid=4238 /-]		
# mv_mob_number_trips: How many times have you travelled in the last year?			
Information	[Type= discrete] [Format=character] [Missing=*]		
Statistics [NW/ W]	[Valid=1526 /-] [Invalid=0 /-]		
# mv_goals01: Finishing secondary school			
Information	[Type= discrete] [Format=numeric] [Range= 1-7] [Missing=*]		
Statistics [NW/ W]	[Valid=3064 /-] [Invalid=1356 /-]		
Value	Label	Cases	Percentage
1	Not important at all	11	0.4%
2	Not very important	6	0.2%
3	I don?t/no opinion	7	0.2%
4	Somewhat important	10	0.3%
5	Very important	1897	61.9%
6	Important	728	23.8%
7	Already achieved	405	13.2%
Sysmiss		1356	
<i>Warning: these figures indicate the number of cases found in the data file. They cannot be interpreted as summary statistics of the population of interest.</i>			
# mv_goals02: Going to college/university			
Information	[Type= discrete] [Format=numeric] [Range= 1-7] [Missing=*]		
Statistics [NW/ W]	[Valid=3064 /-] [Invalid=1356 /-]		
Value	Label	Cases	Percentage
1	Not important at all	26	0.8%
2	Not very important	30	1.0%
3	I don?t/no opinion	16	0.5%
4	Somewhat important	34	1.1%
5	Very important	2098	68.5%
6	Important	799	26.1%
7	Already achieved	61	2.0%
Sysmiss		1356	
<i>Warning: these figures indicate the number of cases found in the data file. They cannot be interpreted as summary statistics of the population of interest.</i>			
# mv_goals03: Owning your own home			
Information	[Type= discrete] [Format=numeric] [Range= 1-7] [Missing=*]		
Statistics [NW/ W]	[Valid=3063 /-] [Invalid=1357 /-]		
Value	Label	Cases	Percentage
1	Not important at all	17	0.6%
2	Not very important	36	1.2%
3	I don?t/no opinion	15	0.5%
4	Somewhat important	30	1.0%
5	Very important	1850	60.4%
6	Important	1088	35.5%
7	Already achieved	27	0.9%
Sysmiss		1357	

# mv_goals03: Owning your own home			
<i>Warning: these figures indicate the number of cases found in the data file. They cannot be interpreted as summary statistics of the population of interest.</i>			
# mv_goals04: Helping to take care of your parents or family when you are older			
Information		[Type= discrete] [Format=numeric] [Range= 1-7] [Missing=*]	
Statistics [NW/ W]		[Valid=3063 /-] [Invalid=1357 /-]	
Value	Label	Cases	Percentage
1	Not important at all	4	0.1%
2	Not very important	3	0.1%
3	I don?t/no opinion	0	
4	Somewhat important	12	0.4%
5	Very important	2214	72.3%
6	Important	811	26.5%
7	Already achieved	19	0.6%
Sysmiss		1357	
<i>Warning: these figures indicate the number of cases found in the data file. They cannot be interpreted as summary statistics of the population of interest.</i>			
# mv_goals05: Being admired and respected by your friends			
Information		[Type= discrete] [Format=numeric] [Range= 1-7] [Missing=*]	
Statistics [NW/ W]		[Valid=3064 /-] [Invalid=1356 /-]	
Value	Label	Cases	Percentage
1	Not important at all	90	2.9%
2	Not very important	48	1.6%
3	I don?t/no opinion	36	1.2%
4	Somewhat important	49	1.6%
5	Very important	1554	50.7%
6	Important	1270	41.4%
7	Already achieved	17	0.6%
Sysmiss		1356	
<i>Warning: these figures indicate the number of cases found in the data file. They cannot be interpreted as summary statistics of the population of interest.</i>			
# mv_goals06: Having a good job/stable income			
Information		[Type= discrete] [Format=numeric] [Range= 1-7] [Missing=*]	
Statistics [NW/ W]		[Valid=3063 /-] [Invalid=1357 /-]	
Value	Label	Cases	Percentage
1	Not important at all	8	0.3%
2	Not very important	8	0.3%
3	I don?t/no opinion	2	0.1%
4	Somewhat important	18	0.6%
5	Very important	2057	67.2%
6	Important	955	31.2%
7	Already achieved	15	0.5%
Sysmiss		1357	
<i>Warning: these figures indicate the number of cases found in the data file. They cannot be interpreted as summary statistics of the population of interest.</i>			
# mv_goals07: Having children			
Information		[Type= discrete] [Format=numeric] [Range= 1-7] [Missing=*]	
Statistics [NW/ W]		[Valid=3064 /-] [Invalid=1356 /-]	

# mv_goals07: Having children			
Value	Label	Cases	Percentage
1	Not important at all	212	6.9%
2	Not very important	301	9.8%
3	I don't/no opinion	80	2.6%
4	Somewhat important	99	3.2%
5	Very important	1077	35.2%
6	Important	1279	41.7%
7	Already achieved	16	0.5%
Sysmiss		1356	
<i>Warning: these figures indicate the number of cases found in the data file. They cannot be interpreted as summary statistics of the population of interest.</i>			
# mv_goals08: Getting married or finding a partner			
Information		[Type= discrete] [Format=numeric] [Range= 1-7] [Missing=*]	
Statistics [NW/ W]		[Valid=3064 /-] [Invalid=1356 /-]	
Value	Label	Cases	Percentage
1	Not important at all	218	7.1%
2	Not very important	258	8.4%
3	I don't/no opinion	57	1.9%
4	Somewhat important	81	2.6%
5	Very important	1151	37.6%
6	Important	1285	41.9%
7	Already achieved	14	0.5%
Sysmiss		1356	
<i>Warning: these figures indicate the number of cases found in the data file. They cannot be interpreted as summary statistics of the population of interest.</i>			
# mv_chance_achiv01: You will finish primary school?			
Information		[Type= discrete] [Format=numeric] [Range= 1-98] [Missing=*]	
Statistics [NW/ W]		[Valid=3065 /-] [Invalid=1355 /-]	
Value	Label	Cases	Percentage
1	High (or already achieved)	2992	97.6%
2	About 50/50	26	0.8%
3	Low	34	1.1%
93	Prefer not to answer	3	0.1%
98	Don't know	10	0.3%
Sysmiss		1355	
<i>Warning: these figures indicate the number of cases found in the data file. They cannot be interpreted as summary statistics of the population of interest.</i>			
# mv_chance_achiv02: You will join secondary school?			
Information		[Type= discrete] [Format=numeric] [Range= 1-98] [Missing=*]	
Statistics [NW/ W]		[Valid=3065 /-] [Invalid=1355 /-]	
Value	Label	Cases	Percentage
1	High (or already achieved)	2897	94.5%
2	About 50/50	85	2.8%
3	Low	56	1.8%
93	Prefer not to answer	3	0.1%
98	Don't know	24	0.8%
Sysmiss		1355	

# mv_chance_achiv02: You will join secondary school?			
<i>Warning: these figures indicate the number of cases found in the data file. They cannot be interpreted as summary statistics of the population of interest.</i>			
# mv_chance_achiv03: You will finish secondary school?			
Information		[Type= discrete] [Format=numeric] [Range= 1-98] [Missing=*]	
Statistics [NW/ W]		[Valid=3065 /-] [Invalid=1355 /-]	
Value	Label	Cases	Percentage
1	High (or already achieved)	2395	78.1%
2	About 50/50	281	9.2%
3	Low	310	10.1%
93	Prefer not to answer	9	0.3%
98	Don't know	70	2.3%
Sysmiss		1355	
<i>Warning: these figures indicate the number of cases found in the data file. They cannot be interpreted as summary statistics of the population of interest.</i>			
# mv_chance_achiv04: You will go to university?			
Information		[Type= discrete] [Format=numeric] [Range= 1-98] [Missing=*]	
Statistics [NW/ W]		[Valid=3065 /-] [Invalid=1355 /-]	
Value	Label	Cases	Percentage
1	High (or already achieved)	1452	47.4%
2	About 50/50	586	19.1%
3	Low	705	23.0%
93	Prefer not to answer	10	0.3%
98	Don't know	312	10.2%
Sysmiss		1355	
<i>Warning: these figures indicate the number of cases found in the data file. They cannot be interpreted as summary statistics of the population of interest.</i>			
# mv_chance_achiv05: You will have a job that pays well?			
Information		[Type= discrete] [Format=numeric] [Range= 1-98] [Missing=*]	
Statistics [NW/ W]		[Valid=3065 /-] [Invalid=1355 /-]	
Value	Label	Cases	Percentage
1	High (or already achieved)	1682	54.9%
2	About 50/50	807	26.3%
3	Low	288	9.4%
93	Prefer not to answer	7	0.2%
98	Don't know	281	9.2%
Sysmiss		1355	
<i>Warning: these figures indicate the number of cases found in the data file. They cannot be interpreted as summary statistics of the population of interest.</i>			
# mv_chance_achiv06: You will be able to own your own home?			
Information		[Type= discrete] [Format=numeric] [Range= 1-98] [Missing=*]	
Statistics [NW/ W]		[Valid=3065 /-] [Invalid=1355 /-]	
Value	Label	Cases	Percentage
1	High (or already achieved)	1937	63.2%
2	About 50/50	733	23.9%
3	Low	149	4.9%
93	Prefer not to answer	6	0.2%
98	Don't know	240	7.8%

# mv_chance_achiv06: You will be able to own your own home?			
Value	Label	Cases	Percentage
Sysmiss		1355	
<i>Warning: these figures indicate the number of cases found in the data file. They cannot be interpreted as summary statistics of the population of interest.</i>			
# mv_chance_achiv07: You will have a job that you enjoy doing?			
Information	[Type= discrete] [Format=numeric] [Range= 1-98] [Missing=*]		
Statistics [NW/ W]	[Valid=3065 /-] [Invalid=1355 /-]		
Value	Label	Cases	Percentage
1	High (or already achieved)	1690	55.1%
2	About 50/50	846	27.6%
3	Low	258	8.4%
93	Prefer not to answer	8	0.3%
98	Don't know	263	8.6%
Sysmiss		1355	
<i>Warning: these figures indicate the number of cases found in the data file. They cannot be interpreted as summary statistics of the population of interest.</i>			
# mv_chance_achiv08: You will have a happy family life?			
Information	[Type= discrete] [Format=numeric] [Range= 1-98] [Missing=*]		
Statistics [NW/ W]	[Valid=3065 /-] [Invalid=1355 /-]		
Value	Label	Cases	Percentage
1	High (or already achieved)	1994	65.1%
2	About 50/50	732	23.9%
3	Low	100	3.3%
93	Prefer not to answer	4	0.1%
98	Don't know	235	7.7%
Sysmiss		1355	
<i>Warning: these figures indicate the number of cases found in the data file. They cannot be interpreted as summary statistics of the population of interest.</i>			
# mv_chance_achiv09: You will stay in good health most of the time?			
Information	[Type= discrete] [Format=numeric] [Range= 1-98] [Missing=*]		
Statistics [NW/ W]	[Valid=3064 /-] [Invalid=1356 /-]		
Value	Label	Cases	Percentage
1	High (or already achieved)	1820	59.4%
2	About 50/50	762	24.9%
3	Low	109	3.6%
93	Prefer not to answer	4	0.1%
98	Don't know	369	12.0%
Sysmiss		1356	
<i>Warning: these figures indicate the number of cases found in the data file. They cannot be interpreted as summary statistics of the population of interest.</i>			
# mv_chance_achiv10: You will not get HIV/AIDS?			
Information	[Type= discrete] [Format=numeric] [Range= 1-98] [Missing=*]		
Statistics [NW/ W]	[Valid=3065 /-] [Invalid=1355 /-]		
Value	Label	Cases	Percentage
1	High (or already achieved)	1233	40.2%
2	About 50/50	641	20.9%
3	Low	274	8.9%

mv_chance_achiv10: You will not get HIV/AIDS?

Value	Label	Cases	Percentage
93	Prefer not to answer	75	2.4%
98	Don't know	842	27.5%
Sysmiss		1355	

Warning: these figures indicate the number of cases found in the data file. They cannot be interpreted as summary statistics of the population of interest.

mv_chance_achiv11: You will live in a safe neighbourhood

Information	[Type= discrete] [Format=numeric] [Range= 1-98] [Missing=*]
Statistics [NW/ W]	[Valid=3065 /-] [Invalid=1355 /-]

Value	Label	Cases	Percentage
1	High (or already achieved)	1748	57.0%
2	About 50/50	635	20.7%
3	Low	170	5.5%
93	Prefer not to answer	8	0.3%
98	Don't know	504	16.4%
Sysmiss		1355	

Warning: these figures indicate the number of cases found in the data file. They cannot be interpreted as summary statistics of the population of interest.

mv_chance_achiv12: You will be respected in your community

Information	[Type= discrete] [Format=numeric] [Range= 1-98] [Missing=*]
Statistics [NW/ W]	[Valid=3064 /-] [Invalid=1356 /-]

Value	Label	Cases	Percentage
1	High (or already achieved)	1795	58.6%
2	About 50/50	652	21.3%
3	Low	105	3.4%
93	Prefer not to answer	3	0.1%
98	Don't know	509	16.6%
Sysmiss		1356	

Warning: these figures indicate the number of cases found in the data file. They cannot be interpreted as summary statistics of the population of interest.

mv_ment_health01: Did you have times in which you were thinking deeply or thinking about many thin

Information	[Type= discrete] [Format=numeric] [Range= 0-98] [Missing=*]
Statistics [NW/ W]	[Valid=3065 /-] [Invalid=1355 /-]

Value	Label	Cases	Percentage
0	No, I have never had it	0	
1	Yes	1114	36.3%
2	No	1936	63.2%
3	Yes, but not sure about the exact age	0	
90	I am not sure	0	
93	Prefer not to answer	15	0.5%
95	Not had sex with this partner in the last 4 weeks	0	
97	N/A	0	
98	Don't know	0	
Sysmiss		1355	

Warning: these figures indicate the number of cases found in the data file. They cannot be interpreted as summary statistics of the population of interest.

mv_ment_health02: Did you find yourself sometimes failing to concentrate?

Information	[Type= discrete] [Format=numeric] [Range= 0-98] [Missing=*]
--------------------	---

mv_ment_health02: Did you find yourself sometimes failing to concentrate?

Statistics [NW/ W] [Valid=3065 /-] [Invalid=1355 /-]

Value	Label	Cases	Percentage
0	No, I have never had it	0	
1	Yes	957	31.2%
2	No	2099	68.5%
3	Yes, but not sure about the exact age	0	
90	I am not sure	0	
93	Prefer not to answer	9	0.3%
95	Not had sex with this partner in the last 4 weeks	0	
97	N/A	0	
98	Don't know	0	
Sysmiss		1355	

Warning: these figures indicate the number of cases found in the data file. They cannot be interpreted as summary statistics of the population of interest.

mv_ment_health03: Did you lose your temper or get annoyed over trivial matters?

Information [Type= discrete] [Format=numeric] [Range= 0-98] [Missing=*]

Statistics [NW/ W] [Valid=3065 /-] [Invalid=1355 /-]

Value	Label	Cases	Percentage
0	No, I have never had it	0	
1	Yes	894	29.2%
2	No	2164	70.6%
3	Yes, but not sure about the exact age	0	
90	I am not sure	0	
93	Prefer not to answer	7	0.2%
95	Not had sex with this partner in the last 4 weeks	0	
97	N/A	0	
98	Don't know	0	
Sysmiss		1355	

Warning: these figures indicate the number of cases found in the data file. They cannot be interpreted as summary statistics of the population of interest.

mv_ment_health04: Did you have nightmares or bad dreams?

Information [Type= discrete] [Format=numeric] [Range= 0-98] [Missing=*]

Statistics [NW/ W] [Valid=3065 /-] [Invalid=1355 /-]

Value	Label	Cases	Percentage
0	No, I have never had it	0	
1	Yes	890	29.0%
2	No	2171	70.8%
3	Yes, but not sure about the exact age	0	
90	I am not sure	0	
93	Prefer not to answer	4	0.1%
95	Not had sex with this partner in the last 4 weeks	0	
97	N/A	0	
98	Don't know	0	
Sysmiss		1355	

















Warning: these figures indicate the number of cases found in the data file. They cannot be interpreted as summary statistics of the population of interest.

# mv_ment_health05: Did you sometimes see or hear things which others could not see or hear?			
Information		[Type= discrete] [Format=numeric] [Range= 0-98] [Missing=*]	
Statistics [NW/ W]		[Valid=3065 /-] [Invalid=1355 /-]	
Value	Label	Cases	Percentage
0	No, I have never had it	0	
1	Yes	327	10.7%
2	No	2728	89.0%
3	Yes, but not sure about the exact age	0	
90	I am not sure	0	
93	Prefer not to answer	10	0.3%
95	Not had sex with this partner in the last 4 weeks	0	
97	N/A	0	
98	Don't know	0	
Sysmiss		1355	
<i>Warning: these figures indicate the number of cases found in the data file. They cannot be interpreted as summary statistics of the population of interest.</i>			
# mv_ment_health06: Was your stomach aching?			
Information		[Type= discrete] [Format=numeric] [Range= 0-98] [Missing=*]	
Statistics [NW/ W]		[Valid=3065 /-] [Invalid=1355 /-]	
Value	Label	Cases	Percentage
0	No, I have never had it	0	
1	Yes	682	22.3%
2	No	2376	77.5%
3	Yes, but not sure about the exact age	0	
90	I am not sure	0	
93	Prefer not to answer	7	0.2%
95	Not had sex with this partner in the last 4 weeks	0	
97	N/A	0	
98	Don't know	0	
Sysmiss		1355	
<i>Warning: these figures indicate the number of cases found in the data file. They cannot be interpreted as summary statistics of the population of interest.</i>			
# mv_ment_health07: Were you frightened by trivial things?			
Information		[Type= discrete] [Format=numeric] [Range= 0-98] [Missing=*]	
Statistics [NW/ W]		[Valid=3065 /-] [Invalid=1355 /-]	
Value	Label	Cases	Percentage
0	No, I have never had it	0	
1	Yes	978	31.9%
2	No	2079	67.8%
3	Yes, but not sure about the exact age	0	
90	I am not sure	0	
93	Prefer not to answer	8	0.3%
95	Not had sex with this partner in the last 4 weeks	0	
97	N/A	0	
98	Don't know	0	
Sysmiss		1355	
<i>Warning: these figures indicate the number of cases found in the data file. They cannot be interpreted as summary statistics of the population of interest.</i>			

# mv_ment_health08: Did you sometimes fail to sleep or lose sleep?			
Information		[Type= discrete] [Format=numeric] [Range= 0-98] [Missing=*]	
Statistics [NW/ W]		[Valid=3065 /-] [Invalid=1355 /-]	
Value	Label	Cases	Percentage
0	No, I have never had it	0	
1	Yes	1093	35.7%
2	No	1965	64.1%
3	Yes, but not sure about the exact age	0	
90	I am not sure	0	
93	Prefer not to answer	7	0.2%
95	Not had sex with this partner in the last 4 weeks	0	
97	N/A	0	
98	Don't know	0	
Sysmiss		1355	
<i>Warning: these figures indicate the number of cases found in the data file. They cannot be interpreted as summary statistics of the population of interest.</i>			
# mv_ment_health09: Were there moments when you felt life was so tough that you cried or wanted to c			
Information		[Type= discrete] [Format=numeric] [Range= 0-98] [Missing=*]	
Statistics [NW/ W]		[Valid=3065 /-] [Invalid=1355 /-]	
Value	Label	Cases	Percentage
0	No, I have never had it	0	
1	Yes	1013	33.1%
2	No	2047	66.8%
3	Yes, but not sure about the exact age	0	
90	I am not sure	0	
93	Prefer not to answer	5	0.2%
95	Not had sex with this partner in the last 4 weeks	0	
97	N/A	0	
98	Don't know	0	
Sysmiss		1355	
<i>Warning: these figures indicate the number of cases found in the data file. They cannot be interpreted as summary statistics of the population of interest.</i>			
# mv_ment_health10: Did you feel run down (tired)?			
Information		[Type= discrete] [Format=numeric] [Range= 0-98] [Missing=*]	
Statistics [NW/ W]		[Valid=3065 /-] [Invalid=1355 /-]	
Value	Label	Cases	Percentage
0	No, I have never had it	0	
1	Yes	1135	37.0%
2	No	1926	62.8%
3	Yes, but not sure about the exact age	0	
90	I am not sure	0	
93	Prefer not to answer	4	0.1%
95	Not had sex with this partner in the last 4 weeks	0	
97	N/A	0	
98	Don't know	0	
Sysmiss		1355	
<i>Warning: these figures indicate the number of cases found in the data file. They cannot be interpreted as summary statistics of the population of interest.</i>			

# mv_ment_health11: Did you at times feel like committing suicide?			
Information		[Type= discrete] [Format=numeric] [Range= 0-98] [Missing=*]	
Statistics [NW/ W]		[Valid=3065 /-] [Invalid=1355 /-]	
Value	Label	Cases	Percentage
0	No, I have never had it	0	
1	Yes	193	6.3%
2	No	2866	93.5%
3	Yes, but not sure about the exact age	0	
90	I am not sure	0	
93	Prefer not to answer	6	0.2%
95	Not had sex with this partner in the last 4 weeks	0	
97	N/A	0	
98	Don't know	0	
Sysmiss		1355	
<i>Warning: these figures indicate the number of cases found in the data file. They cannot be interpreted as summary statistics of the population of interest.</i>			
# mv_ment_health12: Were you generally unhappy with things you were doing each day?			
Information		[Type= discrete] [Format=numeric] [Range= 0-98] [Missing=*]	
Statistics [NW/ W]		[Valid=3065 /-] [Invalid=1355 /-]	
Value	Label	Cases	Percentage
0	No, I have never had it	0	
1	Yes	553	18.0%
2	No	2496	81.4%
3	Yes, but not sure about the exact age	0	
90	I am not sure	0	
93	Prefer not to answer	16	0.5%
95	Not had sex with this partner in the last 4 weeks	0	
97	N/A	0	
98	Don't know	0	
Sysmiss		1355	
<i>Warning: these figures indicate the number of cases found in the data file. They cannot be interpreted as summary statistics of the population of interest.</i>			
# mv_ment_health13: Was your work/school lagging behind?			
Information		[Type= discrete] [Format=numeric] [Range= 0-98] [Missing=*]	
Statistics [NW/ W]		[Valid=3065 /-] [Invalid=1355 /-]	
Value	Label	Cases	Percentage
0	No, I have never had it	0	
1	Yes	638	20.8%
2	No	2415	78.8%
3	Yes, but not sure about the exact age	0	
90	I am not sure	0	
93	Prefer not to answer	12	0.4%
95	Not had sex with this partner in the last 4 weeks	0	
97	N/A	0	
98	Don't know	0	
Sysmiss		1355	
<i>Warning: these figures indicate the number of cases found in the data file. They cannot be interpreted as summary statistics of the population of interest.</i>			

# mv_ment_health14: Did you feel you had problems in deciding what to do?			
Information	[Type= discrete] [Format=numeric] [Range= 0-98] [Missing=*]		
Statistics [NW/ W]	[Valid=3065 /-] [Invalid=1355 /-]		
Value	Label	Cases	Percentage
0	No, I have never had it	0	
1	Yes	642	20.9%
2	No	2412	78.7%
3	Yes, but not sure about the exact age	0	
90	I am not sure	0	
93	Prefer not to answer	11	0.4%
95	Not had sex with this partner in the last 4 weeks	0	
97	N/A	0	
98	Don't know	0	
Sysmiss		1355	
<i>Warning: these figures indicate the number of cases found in the data file. They cannot be interpreted as summary statistics of the population of interest.</i>			
# mv_gsescale01: I can always solve difficult problems if I try hard enough			
Information	[Type= discrete] [Format=numeric] [Range= 1-4] [Missing=*]		
Statistics [NW/ W]	[Valid=3065 /-] [Invalid=1355 /-]		
Value	Label	Cases	Percentage
1	Not at all true	498	16.2%
2	Hardly true	303	9.9%
3	Moderately true	388	12.7%
4	Exactly true	1876	61.2%
Sysmiss		1355	
<i>Warning: these figures indicate the number of cases found in the data file. They cannot be interpreted as summary statistics of the population of interest.</i>			
# mv_gsescale02: If someone is against me (opposes me), I can find the means and ways to get what			
Information	[Type= discrete] [Format=numeric] [Range= 1-4] [Missing=*]		
Statistics [NW/ W]	[Valid=3065 /-] [Invalid=1355 /-]		
Value	Label	Cases	Percentage
1	Not at all true	490	16.0%
2	Hardly true	311	10.1%
3	Moderately true	470	15.3%
4	Exactly true	1794	58.5%
Sysmiss		1355	
<i>Warning: these figures indicate the number of cases found in the data file. They cannot be interpreted as summary statistics of the population of interest.</i>			
# mv_gsescale03: It is easy for me to stick to my aims and accomplish my goals			
Information	[Type= discrete] [Format=numeric] [Range= 1-4] [Missing=*]		
Statistics [NW/ W]	[Valid=3065 /-] [Invalid=1355 /-]		
Value	Label	Cases	Percentage
1	Not at all true	426	13.9%
2	Hardly true	302	9.9%
3	Moderately true	370	12.1%
4	Exactly true	1967	64.2%
Sysmiss		1355	
<i>Warning: these figures indicate the number of cases found in the data file. They cannot be interpreted as summary statistics of the population of interest.</i>			

# mv_gscale04: I am confident that I could handle unexpected events well			
Information	[Type= discrete] [Format=numeric] [Range= 1-4] [Missing=*]		
Statistics [NW/ W]	[Valid=3065 /-] [Invalid=1355 /-]		
Value	Label	Cases	Percentage
1	Not at all true	373	 12.2%
2	Hardly true	257	 8.4%
3	Moderately true	387	 12.6%
4	Exactly true	2048	 66.8%
Sysmiss		1355	
<i>Warning: these figures indicate the number of cases found in the data file. They cannot be interpreted as summary statistics of the population of interest.</i>			
# mv_gscale05: Thanks to my resourcefulness, I know how to manage unexpected (unforeseen) situa			
Information	[Type= discrete] [Format=numeric] [Range= 1-4] [Missing=*]		
Statistics [NW/ W]	[Valid=3065 /-] [Invalid=1355 /-]		
Value	Label	Cases	Percentage
1	Not at all true	397	 13.0%
2	Hardly true	304	 9.9%
3	Moderately true	462	 15.1%
4	Exactly true	1902	 62.1%
Sysmiss		1355	
<i>Warning: these figures indicate the number of cases found in the data file. They cannot be interpreted as summary statistics of the population of interest.</i>			
# mv_gscale06: I can solve most problems if I make the necessary effort			
Information	[Type= discrete] [Format=numeric] [Range= 1-4] [Missing=*]		
Statistics [NW/ W]	[Valid=3065 /-] [Invalid=1355 /-]		
Value	Label	Cases	Percentage
1	Not at all true	515	 16.8%
2	Hardly true	302	 9.9%
3	Moderately true	415	 13.5%
4	Exactly true	1833	 59.8%
Sysmiss		1355	
<i>Warning: these figures indicate the number of cases found in the data file. They cannot be interpreted as summary statistics of the population of interest.</i>			
# mv_gscale07: I can remain calm when facing difficulties because I can rely on my own coping a			
Information	[Type= discrete] [Format=numeric] [Range= 1-4] [Missing=*]		
Statistics [NW/ W]	[Valid=3065 /-] [Invalid=1355 /-]		
Value	Label	Cases	Percentage
1	Not at all true	200	 6.5%
2	Hardly true	261	 8.5%
3	Moderately true	329	 10.7%
4	Exactly true	2275	 74.2%
Sysmiss		1355	
<i>Warning: these figures indicate the number of cases found in the data file. They cannot be interpreted as summary statistics of the population of interest.</i>			
# mv_gscale08: When I am faced with a problem, I can usually find several solutions			
Information	[Type= discrete] [Format=numeric] [Range= 1-4] [Missing=*]		
Statistics [NW/ W]	[Valid=3065 /-] [Invalid=1355 /-]		

mv_gsescale08: When I am faced with a problem, I can usually find several solutions

Value	Label	Cases	Percentage
1	Not at all true	199	6.5%
2	Hardly true	278	9.1%
3	Moderately true	380	12.4%
4	Exactly true	2208	72.0%
Sysmiss		1355	

Warning: these figures indicate the number of cases found in the data file. They cannot be interpreted as summary statistics of the population of interest.

mv_gsescale09: If I am in trouble, I can usually think of a solution

Information	[Type= discrete] [Format=numeric] [Range= 1-4] [Missing=*]
Statistics [NW/ W]	[Valid=3065 /-] [Invalid=1355 /-]

Value	Label	Cases	Percentage
1	Not at all true	191	6.2%
2	Hardly true	307	10.0%
3	Moderately true	347	11.3%
4	Exactly true	2220	72.4%
Sysmiss		1355	

Warning: these figures indicate the number of cases found in the data file. They cannot be interpreted as summary statistics of the population of interest.

mv_gsescale10: I can usually handle whatever comes my way

Information	[Type= discrete] [Format=numeric] [Range= 1-4] [Missing=*]
Statistics [NW/ W]	[Valid=3065 /-] [Invalid=1355 /-]

Value	Label	Cases	Percentage
1	Not at all true	518	16.9%
2	Hardly true	362	11.8%
3	Moderately true	438	14.3%
4	Exactly true	1747	57.0%
Sysmiss		1355	

Warning: these figures indicate the number of cases found in the data file. They cannot be interpreted as summary statistics of the population of interest.

mv_connuscalescale01: I am able to use a condom every time I have sexual intercourse

Information	[Type= discrete] [Format=numeric] [Range= 1-4] [Missing=*]
Statistics [NW/ W]	[Valid=3065 /-] [Invalid=1355 /-]

Value	Label	Cases	Percentage
1	Not at all true	716	23.4%
2	Hardly true	149	4.9%
3	Moderately true	290	9.5%
4	Exactly true	1910	62.3%
Sysmiss		1355	

Warning: these figures indicate the number of cases found in the data file. They cannot be interpreted as summary statistics of the population of interest.

mv_connuscalescale02: I am able to ask my partner to use a condom every time we have sexual intercour

Information	[Type= discrete] [Format=numeric] [Range= 1-4] [Missing=*]
Statistics [NW/ W]	[Valid=3065 /-] [Invalid=1355 /-]

Value	Label	Cases	Percentage
1	Not at all true	631	20.6%
2	Hardly true	126	4.1%

mv_conmusescale02: I am able to ask my partner to use a condom every time we have sexual intercour

Value	Label	Cases	Percentage
3	Moderately true	206	6.7%
4	Exactly true	2102	68.6%
Sysmiss		1355	

Warning: these figures indicate the number of cases found in the data file. They cannot be interpreted as summary statistics of the population of interest.

mv_conmusescale03: I am able to use a condom during sex after I have been drinking or taking drugs

Information	[Type= discrete] [Format=numeric] [Range= 1-4] [Missing=*]
Statistics [NW/ W]	[Valid=3065 /-] [Invalid=1355 /-]

Value	Label	Cases	Percentage
1	Not at all true	1286	42.0%
2	Hardly true	121	3.9%
3	Moderately true	259	8.5%
4	Exactly true	1399	45.6%
Sysmiss		1355	

Warning: these figures indicate the number of cases found in the data file. They cannot be interpreted as summary statistics of the population of interest.

mv_conmusescale04: I am able to refuse sex if [my partner / the man] will not use a condom

Information	[Type= discrete] [Format=numeric] [Range= 1-4] [Missing=*]
Statistics [NW/ W]	[Valid=3065 /-] [Invalid=1355 /-]

Value	Label	Cases	Percentage
1	Not at all true	709	23.1%
2	Hardly true	93	3.0%
3	Moderately true	195	6.4%
4	Exactly true	2068	67.5%
Sysmiss		1355	

Warning: these figures indicate the number of cases found in the data file. They cannot be interpreted as summary statistics of the population of interest.

mv_sexnegscale01: I am able to avoid sex any time I don't want to

Information	[Type= discrete] [Format=numeric] [Range= 1-4] [Missing=*]
Statistics [NW/ W]	[Valid=3065 /-] [Invalid=1355 /-]

Value	Label	Cases	Percentage
1	Not at all true	213	6.9%
2	Hardly true	45	1.5%
3	Moderately true	101	3.3%
4	Exactly true	2706	88.3%
Sysmiss		1355	

Warning: these figures indicate the number of cases found in the data file. They cannot be interpreted as summary statistics of the population of interest.

mv_healthserv_scale01: I feel confident that I could visit a health facility or testing center to get a

Information	[Type= discrete] [Format=numeric] [Range= 1-4] [Missing=*]
Statistics [NW/ W]	[Valid=3065 /-] [Invalid=1355 /-]

Value	Label	Cases	Percentage
1	Not at all true	61	2.0%
2	Hardly true	33	1.1%
3	Moderately true	86	2.8%
4	Exactly true	2885	94.1%

# mv_healthserv_scale01: I feel confident that I could visit a health facility or testing center to get a			
Value	Label	Cases	Percentage
Sysmiss		1355	
<i>Warning: these figures indicate the number of cases found in the data file. They cannot be interpreted as summary statistics of the population of interest.</i>			
# mv_healthserv_scale02: I am confident that I could access ARVs if needed them			
Information	[Type= discrete] [Format=numeric] [Range= 1-4] [Missing=*]		
Statistics [NW/ W]	[Valid=3065 /-] [Invalid=1355 /-]		
Value	Label	Cases	Percentage
1	Not at all true	28	0.9%
2	Hardly true	23	0.8%
3	Moderately true	71	2.3%
4	Exactly true	2943	96.0%
Sysmiss		1355	
<i>Warning: these figures indicate the number of cases found in the data file. They cannot be interpreted as summary statistics of the population of interest.</i>			
# mv_healthserv_scale03: I am confident that I would be able to go to a health clinic for any reason, if			
Information	[Type= discrete] [Format=numeric] [Range= 1-4] [Missing=*]		
Statistics [NW/ W]	[Valid=3065 /-] [Invalid=1355 /-]		
Value	Label	Cases	Percentage
1	Not at all true	30	1.0%
2	Hardly true	24	0.8%
3	Moderately true	72	2.3%
4	Exactly true	2939	95.9%
Sysmiss		1355	
<i>Warning: these figures indicate the number of cases found in the data file. They cannot be interpreted as summary statistics of the population of interest.</i>			

File : AHRI.DREAMS.MultiLevel.OtherRiskBehaviour.2018.v1

project_id: REDCap Project Identifier

Information [Type= discrete] [Format=numeric] [Range= 380-380] [Missing=*]

Statistics [NW/ W] [Valid=4420 /-] [Invalid=0 /-]

event_id: REDCap Event Identifier

Information [Type= discrete] [Format=numeric] [Range= 1080-1080] [Missing=*]

Statistics [NW/ W] [Valid=4420 /-] [Invalid=0 /-]

cohort: Cohort Description

Information [Type= discrete] [Format=character] [Missing=*]

Statistics [NW/ W] [Valid=4420 /-] [Invalid=0 /-]

round: Round Description

Information [Type= discrete] [Format=character] [Missing=*]

Statistics [NW/ W] [Valid=4420 /-] [Invalid=0 /-]

IntId: Individual ID

Information [Type= continuous] [Format=numeric] [Range= 166-220477] [Missing=*]

Statistics [NW/ W] [Valid=4420 /-] [Invalid=0 /-]

or_trouble_police: Have you ever been in trouble with the police?

Information [Type= discrete] [Format=numeric] [Range= 0-98] [Missing=*]

Statistics [NW/ W] [Valid=2134 /-] [Invalid=2286 /-]

Value	Label	Cases	Percentage
0	No, I have never had it	0	
1	Yes	146	6.8%
2	No	1987	93.1%
3	Yes, but not sure about the exact age	0	
90	I am not sure	0	
93	Prefer not to answer	1	0.0%
95	Not had sex with this partner in the last 4 weeks	0	
97	N/A	0	
98	Don't know	0	
Sysmiss		2286	

Warning: these figures indicate the number of cases found in the data file. They cannot be interpreted as summary statistics of the population of interest.

or_type_trouble_police: If yes, what kind of trouble?

Information [Type= discrete] [Format=numeric] [Range= 1-96] [Missing=*]

Statistics [NW/ W] [Valid=146 /-] [Invalid=4274 /-]

Value	Label	Cases	Percentage
1	Imprisoned	80	54.8%
2	Traffic fines	1	0.7%
3	Expired vehicle disc	2	1.4%
4	Driving without a licence	6	4.1%
5	Driving under influence of alcohol	6	4.1%
96	Other, specify	51	34.9%
Sysmiss		4274	

File : AHRI.DREAMS.MultiLevel.OtherRiskBehaviour.2018.v1

or_type_trouble_police: If yes, what kind of trouble?

Warning: these figures indicate the number of cases found in the data file. They cannot be interpreted as summary statistics of the population of interest.

or_type_trouble_police_oth: Please specify what other type of trouble

Information [Type= discrete] [Format=character] [Missing=*]

Statistics [NW/ W] [Valid=51 /-] [Invalid=0 /-]

or_part_of_gang: Some Other young men belong to gangs for security reasons, for identity reasons

Information [Type= discrete] [Format=numeric] [Range= 0-98] [Missing=*]

Statistics [NW/ W] [Valid=1759 /-] [Invalid=2661 /-]

Value	Label	Cases	Percentage
0	No, I have never had it	0	
1	Yes	41	2.3%
2	No	1714	97.4%
3	Yes, but not sure about the exact age	0	
90	I am not sure	0	
93	Prefer not to answer	4	0.2%
95	Not had sex with this partner in the last 4 weeks	0	
97	N/A	0	
98	Don't know	0	
Sysmiss		2661	

Warning: these figures indicate the number of cases found in the data file. They cannot be interpreted as summary statistics of the population of interest.

or_assisted_by: Did the participant respond to the question on the tablet or was the participant

Information [Type= discrete] [Format=numeric] [Range= 1-4] [Missing=*]

Statistics [NW/ W] [Valid=2134 /-] [Invalid=2286 /-]

Value	Label	Cases	Percentage
1	No, Field worker assisted with 1 or 2 pages	140	6.6%
2	Yes, Participant responded by themselves	1924	90.2%
3	No, Field worker assisted with 3 or more pages	23	1.1%
4	No, Field worker assisted with all pages	47	2.2%
Sysmiss		2286	

Warning: these figures indicate the number of cases found in the data file. They cannot be interpreted as summary statistics of the population of interest.

File : AHRI.DREAMS.MultiLevel.ParentGuardianConsent.2018.v1

project_id: REDCap Project Identifier

Information [Type= discrete] [Format=numeric] [Range= 380-380] [Missing=*]

Statistics [NW/ W] [Valid=4420 /-] [Invalid=0 /-]

event_id: REDCap Event Identifier

Information [Type= discrete] [Format=numeric] [Range= 1080-1080] [Missing=*]

Statistics [NW/ W] [Valid=4420 /-] [Invalid=0 /-]

cohort: Cohort Description

Information [Type= discrete] [Format=character] [Missing=*]

Statistics [NW/ W] [Valid=4420 /-] [Invalid=0 /-]

round: Round Description

Information [Type= discrete] [Format=character] [Missing=*]

Statistics [NW/ W] [Valid=4420 /-] [Invalid=0 /-]

IntId: Individual ID

Information [Type= continuous] [Format=numeric] [Range= 166-220477] [Missing=*]

Statistics [NW/ W] [Valid=4420 /-] [Invalid=0 /-]

ic_indiv_age_verify2: Was the participant's age verified

Information [Type= discrete] [Format=numeric] [Range= 0-98] [Missing=*]

Statistics [NW/ W] [Valid=938 /-] [Invalid=3482 /-]

Value	Label	Cases	Percentage
0	No, I have never had it	0	
1	Yes	871	92.9%
2	No	67	7.1%
3	Yes, but not sure about the exact age	0	
90	I am not sure	0	
93	Prefer not to answer	0	
95	Not had sex with this partner in the last 4 weeks	0	
97	N/A	0	
98	Don't know	0	
Sysmiss		3482	

Warning: these figures indicate the number of cases found in the data file. They cannot be interpreted as summary statistics of the population of interest.

ic_indiv_verified_how2: By which method was the participant's age verified

Information [Type= discrete] [Format=numeric] [Range= 1-96] [Missing=*]

Statistics [NW/ W] [Valid=866 /-] [Invalid=3554 /-]

Value	Label	Cases	Percentage
1	Birth Certificate	800	92.4%
2	ID	23	2.7%
96	Other, specify	43	5.0%
Sysmiss		3554	

Warning: these figures indicate the number of cases found in the data file. They cannot be interpreted as summary statistics of the population of interest.

ic_indiv_verified_how_oth2: By which method was the participant's age verified

Information [Type= discrete] [Format=character] [Missing=*]

File : AHRI.DREAMS.MultiLevel.ParentGuardianConsent.2018.v1

ic_indiv_verified_how_oth2: By which method was the participant's age verified

Statistics [NW/ W] [Valid=42 /-] [Invalid=0 /-]

ic_indiv_who_consent2: Who has given permission on behalf of the participant to participate in this stu

Information [Type= discrete] [Format=numeric] [Range= 1-96] [Missing=*]

Statistics [NW/ W] [Valid=868 /-] [Invalid=3552 /-]

Value	Label	Cases	Percentage
1	Parent	531	61.2%
2	Legal Guardian	267	30.8%
3	Care Provided	69	7.9%
96	Other, specify	1	0.1%
Sysmiss		3552	

Warning: these figures indicate the number of cases found in the data file. They cannot be interpreted as summary statistics of the population of interest.

ic_indiv_who_consent_oth2: Please specify in detail the person's personal information

Information [Type= discrete] [Format=character] [Missing=*]

Statistics [NW/ W] [Valid=1 /-] [Invalid=0 /-]

ic_indiv_child_dob_full: Please specify the Date of Birth of your child / child you care for

Information [Type= discrete] [Format=character] [Missing=*]

Statistics [NW/ W] [Valid=937 /-]

ic_indiv_child_dob_part: Please specify the Partial Date of Birth of your child / child you care for

Information [Type= discrete] [Format=character] [Missing=*]

Statistics [NW/ W] [Valid=23 /-] [Invalid=0 /-]

ic_indiv_enough_info2: Did you get enough information about this study?

Information [Type= discrete] [Format=numeric] [Range= 0-98] [Missing=*]

Statistics [NW/ W] [Valid=945 /-] [Invalid=3475 /-]

Value	Label	Cases	Percentage
0	No, I have never had it	0	
1	Yes	944	99.9%
2	No	1	0.1%
3	Yes, but not sure about the exact age	0	
90	I am not sure	0	
93	Prefer not to answer	0	
95	Not had sex with this partner in the last 4 weeks	0	
97	N/A	0	
98	Don't know	0	
Sysmiss		3475	

Warning: these figures indicate the number of cases found in the data file. They cannot be interpreted as summary statistics of the population of interest.

ic_indiv_ask_questions2: Have you been given the opportunity to ask questions about research and your que

Information [Type= discrete] [Format=numeric] [Range= 0-98] [Missing=*]

Statistics [NW/ W] [Valid=946 /-] [Invalid=3474 /-]

Value	Label	Cases	Percentage
0	No, I have never had it	0	

File : AHRI.DREAMS.MultiLevel.ParentGuardianConsent.2018.v1

ic_indiv_ask_questions2: Have you been given the opportunity to ask questions about research and your que

Value	Label	Cases	Percentage
1	Yes	945	99.9%
2	No	1	0.1%
3	Yes, but not sure about the exact age	0	
90	I am not sure	0	
93	Prefer not to answer	0	
95	Not had sex with this partner in the last 4 weeks	0	
97	N/A	0	
98	Don't know	0	
Sysmiss		3474	

Warning: these figures indicate the number of cases found in the data file. They cannot be interpreted as summary statistics of the population of interest.

ic_indiv_consent_dreams2: Do you agree that your child to participante in this study?

Information	[Type= discrete] [Format=numeric] [Range= 0-98] [Missing=*]
Statistics [NW/ W]	[Valid=946 /-] [Invalid=3474 /-]

Value	Label	Cases	Percentage
0	No, I have never had it	0	
1	Yes	945	99.9%
2	No	1	0.1%
3	Yes, but not sure about the exact age	0	
90	I am not sure	0	
93	Prefer not to answer	0	
95	Not had sex with this partner in the last 4 weeks	0	
97	N/A	0	
98	Don't know	0	
Sysmiss		3474	

Warning: these figures indicate the number of cases found in the data file. They cannot be interpreted as summary statistics of the population of interest.

ic_indiv_consent_hsv_2: Do you agree to have a your DBS used for HSV

Information	[Type= discrete] [Format=numeric] [Range= 0-98] [Missing=*]
Statistics [NW/ W]	[Valid=946 /-] [Invalid=3474 /-]

Value	Label	Cases	Percentage
0	No, I have never had it	0	
1	Yes	910	96.2%
2	No	36	3.8%
3	Yes, but not sure about the exact age	0	
90	I am not sure	0	
93	Prefer not to answer	0	
95	Not had sex with this partner in the last 4 weeks	0	
97	N/A	0	
98	Don't know	0	
Sysmiss		3474	

Warning: these figures indicate the number of cases found in the data file. They cannot be interpreted as summary statistics of the population of interest.

ic_indv_dbs_for_pip2: Has your baby ever donated blood on this year for a home

Information	[Type= discrete] [Format=numeric] [Range= 0-98] [Missing=*]
--------------------	---

File : AHRI.DREAMS.MultiLevel.ParentGuardianConsent.2018.v1

ic_indv_dbs_for_pip2: Has your baby ever donated blood on this year for a home

Statistics [NW/ W] [Valid=36 /-] [Invalid=4384 /-]

Value	Label	Cases	Percentage
0	No, I have never had it	0	
1	Yes	8	22.2%
2	No	28	77.8%
3	Yes, but not sure about the exact age	0	
90	I am not sure	0	
93	Prefer not to answer	0	
95	Not had sex with this partner in the last 4 weeks	0	
97	N/A	0	
98	Don't know	0	
Sysmiss		4384	

Warning: these figures indicate the number of cases found in the data file. They cannot be interpreted as summary statistics of the population of interest.

ic_indv_use_pip_hsv2_2: Do you agree to having a dry blood spot taken for anonymous HSV2 testing?

Information [Type= discrete] [Format=numeric] [Range= 0-98] [Missing=*]

Statistics [NW/ W] [Valid=8 /-] [Invalid=4412 /-]

Value	Label	Cases	Percentage
0	No, I have never had it	0	
1	Yes	7	87.5%
2	No	1	12.5%
3	Yes, but not sure about the exact age	0	
90	I am not sure	0	
93	Prefer not to answer	0	
95	Not had sex with this partner in the last 4 weeks	0	
97	N/A	0	
98	Don't know	0	
Sysmiss		4412	

Warning: these figures indicate the number of cases found in the data file. They cannot be interpreted as summary statistics of the population of interest.

ic_indv_use_pip_hiv_2: Do you agree to having a dry blood spot taken for anonymous HIV testing?

Information [Type= discrete] [Format=numeric] [Range= 0-98] [Missing=*]

Statistics [NW/ W] [Valid=8 /-] [Invalid=4412 /-]

Value	Label	Cases	Percentage
0	No, I have never had it	0	
1	Yes	6	75.0%
2	No	2	25.0%
3	Yes, but not sure about the exact age	0	
90	I am not sure	0	
93	Prefer not to answer	0	
95	Not had sex with this partner in the last 4 weeks	0	
97	N/A	0	
98	Don't know	0	
Sysmiss		4412	

Warning: these figures indicate the number of cases found in the data file. They cannot be interpreted as summary statistics of the population of interest.

File : AHRI.DREAMS.MultiLevel.ParentGuardianConsent.2018.v1

ic_indiv_consent_specstor2: Do you agree that your child's / child's sampling sample is stored?

Information [Type= discrete] [Format=numeric] [Range= 0-98] [Missing=*]

Statistics [NW/ W] [Valid=906 /-] [Invalid=3514 /-]

Value	Label	Cases	Percentage
0	No, I have never had it	0	
1	Yes	905	99.9%
2	No	1	0.1%
3	Yes, but not sure about the exact age	0	
90	I am not sure	0	
93	Prefer not to answer	0	
95	Not had sex with this partner in the last 4 weeks	0	
97	N/A	0	
98	Don't know	0	
Sysmiss		3514	

Warning: these figures indicate the number of cases found in the data file. They cannot be interpreted as summary statistics of the population of interest.

ic_indiv_consent_fut_test2: Do you agree that the blood samples of your child / baby will be tested in the

Information [Type= discrete] [Format=numeric] [Range= 0-98] [Missing=*]

Statistics [NW/ W] [Valid=946 /-] [Invalid=3474 /-]

Value	Label	Cases	Percentage
0	No, I have never had it	0	
1	Yes	927	98.0%
2	No	19	2.0%
3	Yes, but not sure about the exact age	0	
90	I am not sure	0	
93	Prefer not to answer	0	
95	Not had sex with this partner in the last 4 weeks	0	
97	N/A	0	
98	Don't know	0	
Sysmiss		3474	

Warning: these figures indicate the number of cases found in the data file. They cannot be interpreted as summary statistics of the population of interest.

ic_indiv_agree_contact2: Do you agree that you are willing to be contacted by phone to schedule time for

Information [Type= discrete] [Format=numeric] [Range= 0-98] [Missing=*]

Statistics [NW/ W] [Valid=944 /-] [Invalid=3476 /-]

Value	Label	Cases	Percentage
0	No, I have never had it	0	
1	Yes	890	94.3%
2	No	54	5.7%
3	Yes, but not sure about the exact age	0	
90	I am not sure	0	
93	Prefer not to answer	0	
95	Not had sex with this partner in the last 4 weeks	0	
97	N/A	0	
98	Don't know	0	

File : AHRI.DREAMS.MultiLevel.ParentGuardianConsent.2018.v1**# ic_indiv_agree_contact2: Do you agree that you are willing to be contacted by phone to schedule time for**

Value	Label	Cases	Percentage
Sysmiss		3476	

Warning: these figures indicate the number of cases found in the data file. They cannot be interpreted as summary statistics of the population of interest.

ic_indiv_alt_rel2: This person is my:

Information	[Type= discrete] [Format=character] [Missing=*]
Statistics [NW/ W]	[Valid=806 /-] [Invalid=0 /-]

File : AHRI.DREAMS.MultiLevel.PersonalInformation.2018.v1**# project_id: REDCap Project Identifier****Information** [Type= discrete] [Format=numeric] [Range= 380-380] [Missing=*]**Statistics [NW/ W]** [Valid=4420 /-] [Invalid=0 /-]**# event_id: REDCap Event Identifier****Information** [Type= discrete] [Format=numeric] [Range= 1080-1080] [Missing=*]**Statistics [NW/ W]** [Valid=4420 /-] [Invalid=0 /-]**# cohort: Cohort Description****Information** [Type= discrete] [Format=character] [Missing=*]**Statistics [NW/ W]** [Valid=4420 /-] [Invalid=0 /-]**# round: Round Description****Information** [Type= discrete] [Format=character] [Missing=*]**Statistics [NW/ W]** [Valid=4420 /-] [Invalid=0 /-]**# IIntId: Individual ID****Information** [Type= continuous] [Format=numeric] [Range= 166-220477] [Missing=*]**Statistics [NW/ W]** [Valid=4420 /-] [Invalid=0 /-]**# BSIntId: BSID****Information** [Type= continuous] [Format=numeric] [Range= 18-90551] [Missing=*]**Statistics [NW/ W]** [Valid=4373 /-] [Invalid=47 /-]**# urban_or_rural: Is BSID location categorised as urban or rural?****Information** [Type= discrete] [Format=character] [Missing=*]**Statistics [NW/ W]** [Valid=4373 /-] [Invalid=0 /-]**# HHIntId: HHID****Information** [Type= continuous] [Format=numeric] [Range= 37-41511] [Missing=*]**Statistics [NW/ W]** [Valid=4373 /-] [Invalid=47 /-]**# isigodi: Isigodi Name****Information** [Type= discrete] [Format=character] [Missing=*]**Statistics [NW/ W]** [Valid=4373 /-] [Invalid=0 /-]**# municname: Municipality Name****Information** [Type= discrete] [Format=character] [Missing=*]**Statistics [NW/ W]** [Valid=4369 /-] [Invalid=0 /-]**# wardno: Ward Number****Information** [Type= discrete] [Format=numeric] [Range= 1-20] [Missing=*]**Statistics [NW/ W]** [Valid=4369 /-] [Invalid=51 /-]**# pd_dob: Date Of Birth****Information** [Type= discrete] [Format=character] [Missing=*]**Statistics [NW/ W]** [Valid=4420 /-]**# pd_age: Age****Information** [Type= continuous] [Format=numeric] [Range= 13-37] [Missing=*]

File : AHRI.DREAMS.MultiLevel.PersonalInformation.2018.v1

pd_age: Age

Statistics [NW/ W] [Valid=3116 /-] [Invalid=1304 /-]

pd_sex: Sex

Information [Type= discrete] [Format=numeric] [Range= 1-2] [Missing=*]

Statistics [NW/ W] [Valid=4420 /-] [Invalid=0 /-]

Value	Label	Cases	Percentage
1	Male	3580	81.0%
2	Female	840	19.0%

Warning: these figures indicate the number of cases found in the data file. They cannot be interpreted as summary statistics of the population of interest.

File : AHRI.DREAMS.MultiLevel.SexualRelatInterviewer.2018.v1

project_id: REDCap Project Identifier

Information [Type= discrete] [Format=numeric] [Range= 380-380] [Missing=*]

Statistics [NW/ W] [Valid=4420 /-] [Invalid=0 /-]

event_id: REDCap Event Identifier

Information [Type= discrete] [Format=numeric] [Range= 1080-1080] [Missing=*]

Statistics [NW/ W] [Valid=4420 /-] [Invalid=0 /-]

cohort: Cohort Description

Information [Type= discrete] [Format=character] [Missing=*]

Statistics [NW/ W] [Valid=4420 /-] [Invalid=0 /-]

round: Round Description

Information [Type= discrete] [Format=character] [Missing=*]

Statistics [NW/ W] [Valid=4420 /-] [Invalid=0 /-]

IntId: Individual ID

Information [Type= continuous] [Format=numeric] [Range= 166-220477] [Missing=*]

Statistics [NW/ W] [Valid=4420 /-] [Invalid=0 /-]

sr_currently_married: Are you married?

Information [Type= discrete] [Format=numeric] [Range= 0-98] [Missing=*]

Statistics [NW/ W] [Valid=3064 /-] [Invalid=1356 /-]

Value	Label	Cases	Percentage
0	No, I have never had it	0	
1	Yes	32	1.0%
2	No	3029	98.9%
3	Yes, but not sure about the exact age	0	
90	I am not sure	0	
93	Prefer not to answer	3	0.1%
95	Not had sex with this partner in the last 4 weeks	0	
97	N/A	0	
98	Don't know	0	
Sysmiss		1356	

Warning: these figures indicate the number of cases found in the data file. They cannot be interpreted as summary statistics of the population of interest.

sr_prev_currently_married: Are you married? - from Baseline

Information [Type= discrete] [Format=numeric] [Range= 0-98] [Missing=*]

Statistics [NW/ W] [Valid=0 /-] [Invalid=4420 /-]

Value	Label	Cases	Percentage
0	No, I have never had it	0	
1	Yes	0	
2	No	0	
3	Yes, but not sure about the exact age	0	
90	I am not sure	0	
93	Prefer not to answer	0	
95	Not had sex with this partner in the last 4 weeks	0	

File : AHRI.DREAMS.MultiLevel.SexualRelatInterviewer.2018.v1

sr_prev_currently_married: Are you married? - from Baseline

Value	Label	Cases	Percentage
97	N/A	0	
98	Don't know	0	
Sysmiss		4420	

Warning: these figures indicate the number of cases found in the data file. They cannot be interpreted as summary statistics of the population of interest.

sr_currently_cohabiting: Are you living with your partner as if you are married (Cohabiting)?

Information	[Type= discrete] [Format=numeric] [Range= 0-98] [Missing=*]
Statistics [NW/ W]	[Valid=3032 /-] [Invalid=1388 /-]

Value	Label	Cases	Percentage
0	No, I have never had it	0	
1	Yes	88	2.9%
2	No	2942	97.0%
3	Yes, but not sure about the exact age	0	
90	I am not sure	0	
93	Prefer not to answer	2	0.1%
95	Not had sex with this partner in the last 4 weeks	0	
97	N/A	0	
98	Don't know	0	
Sysmiss		1388	

Warning: these figures indicate the number of cases found in the data file. They cannot be interpreted as summary statistics of the population of interest.

sr_evermarried: Have you ever been married?

Information	[Type= discrete] [Format=numeric] [Range= 1-93] [Missing=*]
Statistics [NW/ W]	[Valid=3028 /-] [Invalid=1392 /-]

Value	Label	Cases	Percentage
1	Yes, divorced / separated	1	0.0%
2	No	3026	99.9%
3	Yes, widowed	0	
93	Prefer not to answer	1	0.0%
Sysmiss		1392	

Warning: these figures indicate the number of cases found in the data file. They cannot be interpreted as summary statistics of the population of interest.

sr_marriage_type: Please specify what type of marriage it is/was?

Information	[Type= discrete] [Format=numeric] [Range= 1-96] [Missing=*]
Statistics [NW/ W]	[Valid=33 /-] [Invalid=4387 /-]

Value	Label	Cases	Percentage
1	Civil	10	30.3%
2	Traditional/customary	14	42.4%
3	Religious (e.g., Church, mosque)	8	24.2%
4	Co	0	
96	Other, specify	1	3.0%
Sysmiss		4387	

Warning: these figures indicate the number of cases found in the data file. They cannot be interpreted as summary statistics of the population of interest.

File : AHRI.DREAMS.MultiLevel.SexualRelatInterviewer.2018.v1

sr_marriage_typoth: Please specify details on the other type of marriage

Information [Type= discrete] [Format=character] [Missing=*]

Statistics [NW/ W] [Valid=1 /-] [Invalid=0 /-]

sr_new_married_moved: When you got married, did you move home

Information [Type= discrete] [Format=numeric] [Range= 1-3] [Missing=*]

Statistics [NW/ W] [Valid=33 /-] [Invalid=4387 /-]

Value	Label	Cases	Percentage
1	Yes: to my in-laws	13	39.4%
2	No	9	27.3%
3	Yes: to our own home	11	33.3%
Sysmiss		4387	

Warning: these figures indicate the number of cases found in the data file. They cannot be interpreted as summary statistics of the population of interest.

sr_live_husband: Are you living with your husband?

Information [Type= discrete] [Format=numeric] [Range= 0-98] [Missing=*]

Statistics [NW/ W] [Valid=33 /-] [Invalid=4387 /-]

Value	Label	Cases	Percentage
0	No, I have never had it	0	
1	Yes	27	81.8%
2	No	6	18.2%
3	Yes, but not sure about the exact age	0	
90	I am not sure	0	
93	Prefer not to answer	0	
95	Not had sex with this partner in the last 4 weeks	0	
97	N/A	0	
98	Don't know	0	
Sysmiss		4387	

Warning: these figures indicate the number of cases found in the data file. They cannot be interpreted as summary statistics of the population of interest.

sr_share_agefirstmarr: Are you willing to share how old were you when you first got married (if you do

Information [Type= discrete] [Format=numeric] [Range= 0-98] [Missing=*]

Statistics [NW/ W] [Valid=33 /-] [Invalid=4387 /-]

Value	Label	Cases	Percentage
0	No, I have never had it	0	
1	Yes	32	97.0%
2	No	1	3.0%
3	Yes, but not sure about the exact age	0	
90	I am not sure	0	
93	Prefer not to answer	0	
95	Not had sex with this partner in the last 4 weeks	0	
97	N/A	0	
98	Don't know	0	
Sysmiss		4387	

Warning: these figures indicate the number of cases found in the data file. They cannot be interpreted as summary statistics of the population of interest.

File : AHRI.DREAMS.MultiLevel.SexualRelatInterviewer.2018.v1

sr_age_firstmarr: How old were you when you first got married (if you do not know, please make you

Information [Type= discrete] [Format=character] [Missing=*]

Statistics [NW/ W] [Valid=32 /-] [Invalid=0 /-]

sr_share_agehusband: Are you willing to share how old your husband is (if you do not know, please mak

Information [Type= discrete] [Format=numeric] [Range= 0-98] [Missing=*]

Statistics [NW/ W] [Valid=32 /-] [Invalid=4388 /-]

Value	Label	Cases	Percentage
0	No, I have never had it	0	
1	Yes	29	90.6%
2	No	3	9.4%
3	Yes, but not sure about the exact age	0	
90	I am not sure	0	
93	Prefer not to answer	0	
95	Not had sex with this partner in the last 4 weeks	0	
97	N/A	0	
98	Don't know	0	
Sysmiss		4388	

Warning: these figures indicate the number of cases found in the data file. They cannot be interpreted as summary statistics of the population of interest.

sr_age_partner: How old is your husband/wife (if you do not know, please make your best guess)?

Information [Type= discrete] [Format=character] [Missing=*]

Statistics [NW/ W] [Valid=29 /-] [Invalid=0 /-]

sr_fatherclindren: Have you ever fathered any children?

Information [Type= discrete] [Format=numeric] [Range= 0-98] [Missing=*]

Statistics [NW/ W] [Valid=2488 /-] [Invalid=1932 /-]

Value	Label	Cases	Percentage
0	No, I have never had it	0	
1	Yes	602	24.2%
2	No	1878	75.5%
3	Yes, but not sure about the exact age	0	
90	I am not sure	0	
93	Prefer not to answer	6	0.2%
95	Not had sex with this partner in the last 4 weeks	0	
97	N/A	0	
98	Don't know	2	0.1%
Sysmiss		1932	

Warning: these figures indicate the number of cases found in the data file. They cannot be interpreted as summary statistics of the population of interest.

sr_share_agefather: Are you willing to share how old were you the first time you made someone pregna

Information [Type= discrete] [Format=numeric] [Range= 0-98] [Missing=*]

Statistics [NW/ W] [Valid=602 /-] [Invalid=3818 /-]

Value	Label	Cases	Percentage
0	No, I have never had it	0	
1	Yes	564	93.7%

File : AHRI.DREAMS.MultiLevel.SexualRelatInterviewer.2018.v1

sr_share_agefather: Are you willing to share how old were you the first time you made someone pregna

Value	Label	Cases	Percentage
2	No	36	6.0%
3	Yes, but not sure about the exact age	0	
90	I am not sure	0	
93	Prefer not to answer	2	0.3%
95	Not had sex with this partner in the last 4 weeks	0	
97	N/A	0	
98	Don't know	0	
System		3818	

Warning: these figures indicate the number of cases found in the data file. They cannot be interpreted as summary statistics of the population of interest.

sr_agefather: How old were you when you first made someone pregnant?

Information	[Type= discrete] [Format=character] [Missing=*]
Statistics [NW/ W]	[Valid=564 /-] [Invalid=0 /-]

sr_share_numchildfath: Are you willing to share the number of children you have you fathered?

Information	[Type= discrete] [Format=numeric] [Range= 0-98] [Missing=*]
Statistics [NW/ W]	[Valid=602 /-] [Invalid=3818 /-]

Value	Label	Cases	Percentage
0	No, I have never had it	0	
1	Yes	593	98.5%
2	No	7	1.2%
3	Yes, but not sure about the exact age	0	
90	I am not sure	0	
93	Prefer not to answer	2	0.3%
95	Not had sex with this partner in the last 4 weeks	0	
97	N/A	0	
98	Don't know	0	
System		3818	

Warning: these figures indicate the number of cases found in the data file. They cannot be interpreted as summary statistics of the population of interest.

sr_numchildfath: How many children have you fathered (please include those who have died)?

Information	[Type= discrete] [Format=character] [Missing=*]
Statistics [NW/ W]	[Valid=593 /-] [Invalid=0 /-]

sr_children_alive_mal: How many of these children are still alive?

Information	[Type= discrete] [Format=character] [Missing=*]
Statistics [NW/ W]	[Valid=593 /-] [Invalid=0 /-]

sr_curcum_frenu: Have you ever been circumcised where your frenulum was cut?

Information	[Type= discrete] [Format=numeric] [Range= 0-98] [Missing=*]
Statistics [NW/ W]	[Valid=2488 /-] [Invalid=1932 /-]

Value	Label	Cases	Percentage
0	No, I have never had it	0	
1	Yes	102	4.1%
2	No	2384	95.8%

File : AHRI.DREAMS.MultiLevel.SexualRelatInterviewer.2018.v1

sr_curcum_frenu: Have you ever been circumcised where your frenulum was cut?

Value	Label	Cases	Percentage
3	Yes, but not sure about the exact age	0	
90	I am not sure	0	
93	Prefer not to answer	2	0.1%
95	Not had sex with this partner in the last 4 weeks	0	
97	N/A	0	
98	Don't know	0	
Sysmiss		1932	

Warning: these figures indicate the number of cases found in the data file. They cannot be interpreted as summary statistics of the population of interest.

sr_curcum_forensk: Have you ever been circumcised where your whole foreskin was removed?

Information	[Type= discrete] [Format=numeric] [Range= 0-98] [Missing=*]
Statistics [NW/ W]	[Valid=2487 /-] [Invalid=1933 /-]

Value	Label	Cases	Percentage
0	No, I have never had it	0	
1	Yes	1432	57.6%
2	No	1054	42.4%
3	Yes, but not sure about the exact age	0	
90	I am not sure	0	
93	Prefer not to answer	1	0.0%
95	Not had sex with this partner in the last 4 weeks	0	
97	N/A	0	
98	Don't know	0	
Sysmiss		1933	

Warning: these figures indicate the number of cases found in the data file. They cannot be interpreted as summary statistics of the population of interest.

sr_curcum_when: When were you circumcised (if you do not know, please make your best guess)?

Information	[Type= discrete] [Format=numeric] [Range= 1-98] [Missing=*]
Statistics [NW/ W]	[Valid=1485 /-] [Invalid=2935 /-]

Value	Label	Cases	Percentage
1	As a child (under one year)	22	1.5%
2	As a child or adolescent	1041	70.1%
3	As an adult (over 18 years)	384	25.9%
93	Prefer not to answer	5	0.3%
98	Don't know	33	2.2%
Sysmiss		2935	

Warning: these figures indicate the number of cases found in the data file. They cannot be interpreted as summary statistics of the population of interest.

sr_curcum_where: Where were you circumcised?

Information	[Type= discrete] [Format=numeric] [Range= 1-96] [Missing=*]
Statistics [NW/ W]	[Valid=1485 /-] [Invalid=2935 /-]

Value	Label	Cases	Percentage
1	Clinic	1284	86.5%
2	Mountain	46	3.1%
3	Church	9	0.6%

File : AHRI.DREAMS.MultiLevel.SexualRelatInterviewer.2018.v1

sr_circum_where: Where were you circumcised?

Value	Label	Cases	Percentage
96	Other, specify	146	9.8%
Sysmiss		2935	

Warning: these figures indicate the number of cases found in the data file. They cannot be interpreted as summary statistics of the population of interest.

sr_circum_whereoth: Please specify more details on where you were circumcised:

Information	[Type= discrete] [Format=character] [Missing=*]
Statistics [NW/ W]	[Valid=146 /-] [Invalid=0 /-]

sr_currpregnant: Are you currently pregnant?

Information	[Type= discrete] [Format=numeric] [Range= 0-98] [Missing=*]
Statistics [NW/ W]	[Valid=576 /-] [Invalid=3844 /-]

Value	Label	Cases	Percentage
0	No, I have never had it	0	
1	Yes	45	7.8%
2	No	524	91.0%
3	Yes, but not sure about the exact age	0	
90	I am not sure	0	
93	Prefer not to answer	0	
95	Not had sex with this partner in the last 4 weeks	0	
97	N/A	0	
98	Don't know	7	1.2%
Sysmiss		3844	

Warning: these figures indicate the number of cases found in the data file. They cannot be interpreted as summary statistics of the population of interest.

sr_everpregnant: Have you ever been pregnant?

Information	[Type= discrete] [Format=numeric] [Range= 0-98] [Missing=*]
Statistics [NW/ W]	[Valid=576 /-] [Invalid=3844 /-]

Value	Label	Cases	Percentage
0	No, I have never had it	0	
1	Yes	510	88.5%
2	No	66	11.5%
3	Yes, but not sure about the exact age	0	
90	I am not sure	0	
93	Prefer not to answer	0	
95	Not had sex with this partner in the last 4 weeks	0	
97	N/A	0	
98	Don't know	0	
Sysmiss		3844	

Warning: these figures indicate the number of cases found in the data file. They cannot be interpreted as summary statistics of the population of interest.

sr_pregnant_last_12mths: Have you been pregnant in the last 12 months?

Information	[Type= discrete] [Format=numeric] [Range= 0-98] [Missing=*]
Statistics [NW/ W]	[Valid=515 /-] [Invalid=3905 /-]

Value	Label	Cases	Percentage
0	No, I have never had it	0	

File : AHRI.DREAMS.MultiLevel.SexualRelatInterviewer.2018.v1

sr_pregnant_last_12mths: Have you been pregnant in the last 12 months?

Value	Label	Cases	Percentage
1	Yes	163	31.7%
2	No	352	68.3%
3	Yes, but not sure about the exact age	0	
90	I am not sure	0	
93	Prefer not to answer	0	
95	Not had sex with this partner in the last 4 weeks	0	
97	N/A	0	
98	Don't know	0	
System		3905	

Warning: these figures indicate the number of cases found in the data file. They cannot be interpreted as summary statistics of the population of interest.

sr_share_agepregnant: Are you willing to share how old were you the first time you got pregnant?

Information	[Type= discrete] [Format=numeric] [Range= 0-98] [Missing=*]
Statistics [NW/ W]	[Valid=515 /-] [Invalid=3905 /-]

Value	Label	Cases	Percentage
0	No, I have never had it	0	
1	Yes	498	96.7%
2	No	15	2.9%
3	Yes, but not sure about the exact age	0	
90	I am not sure	0	
93	Prefer not to answer	2	0.4%
95	Not had sex with this partner in the last 4 weeks	0	
97	N/A	0	
98	Don't know	0	
System		3905	

Warning: these figures indicate the number of cases found in the data file. They cannot be interpreted as summary statistics of the population of interest.

sr_agepregnant: How old were you the first time you got pregnant? [age in years]

Information	[Type= discrete] [Format=character] [Missing=*]
Statistics [NW/ W]	[Valid=498 /-] [Invalid=0 /-]

sr_times_pregnant: How many times have you been pregnant? (including pregnancies that did not go to

Information	[Type= discrete] [Format=character] [Missing=*]
Statistics [NW/ W]	[Valid=510 /-] [Invalid=0 /-]

sr_times_birth: How many times have you given birth? (include both live births and stillbirths.

Information	[Type= discrete] [Format=character] [Missing=*]
Statistics [NW/ W]	[Valid=510 /-] [Invalid=0 /-]

sr_children_alive_fem: How many of these children are still alive?

Information	[Type= discrete] [Format=character] [Missing=*]
Statistics [NW/ W]	[Valid=510 /-] [Invalid=0 /-]

sr_another_child: FOR NON PREGNANT / UNSURE / NEVER PREGNANT BEFORE, ASK Would you like to have (a

Information	[Type= discrete] [Format=numeric] [Range= 1-98] [Missing=*]
-------------	---

File : AHRI.DREAMS.MultiLevel.SexualRelatInterviewer.2018.v1

sr_another_child: FOR NON PREGNANT / UNSURE / NEVER PREGNANT BEFORE, ASK Would you like to have (a

Statistics [NW/ W] [Valid=3020 /-] [Invalid=1400 /-]

Value	Label	Cases	Percentage
1	Yes	1839	60.9%
2	No	1084	35.9%
3	No More	59	2.0%
4	Cannot get pregnant (infertile or sterilized)	1	0.0%
5	Undecided	13	0.4%
98	Don't know	24	0.8%
Sysmiss		1400	

Warning: these figures indicate the number of cases found in the data file. They cannot be interpreted as summary statistics of the population of interest.

sr_waitbrf_another: If Yes, How long would you like to wait from now before the birth of (a/another)

Information [Type= discrete] [Format=numeric] [Range= 1-98] [Missing=*]

Statistics [NW/ W] [Valid=1839 /-] [Invalid=2581 /-]

Value	Label	Cases	Percentage
1	Less than 1 year	218	11.9%
2	1 to 2 years	105	5.7%
3	Greater than 2 years	496	27.0%
4	Undecided	835	45.4%
98	Don't know	185	10.1%
Sysmiss		2581	

Warning: these figures indicate the number of cases found in the data file. They cannot be interpreted as summary statistics of the population of interest.

sr_aftbrth_more: FOR CURRENTLY PREGNANT ASK After the birth of this child you are expecting would

Information [Type= discrete] [Format=numeric] [Range= 1-98] [Missing=*]

Statistics [NW/ W] [Valid=45 /-] [Invalid=4375 /-]

Value	Label	Cases	Percentage
1	Yes	11	24.4%
2	No	31	68.9%
3	No More	0	
4	Cannot get pregnant (infertile or sterilized)	0	
5	Undecided	0	
98	Don't know	3	6.7%
Sysmiss		4375	

Warning: these figures indicate the number of cases found in the data file. They cannot be interpreted as summary statistics of the population of interest.

sr_waitbrf_birth: If yes, After the birth of the child you are expecting now, how long would you l

Information [Type= discrete] [Format=numeric] [Range= 1-98] [Missing=*]

Statistics [NW/ W] [Valid=11 /-] [Invalid=4409 /-]

Value	Label	Cases	Percentage
1	Less than 1 year	2	18.2%
2	1 to 2 years	1	9.1%
3	Greater than 2 years	6	54.5%
4	Undecided	0	

File : AHRI.DREAMS.MultiLevel.SexualRelatInterviewer.2018.v1

sr_waitbrf_birth: If yes, After the birth of the child you are expecting now, how long would you l

Value	Label	Cases	Percentage
98	Don't know	2	18.2%
Sysmiss		4409	

Warning: these figures indicate the number of cases found in the data file. They cannot be interpreted as summary statistics of the population of interest.

sr_nomore_children_1: What are the reasons why you would not like to have (a/another) child?

Information	[Type= discrete] [Format=numeric] [Range= 1-98] [Missing=*]
Statistics [NW/ W]	[Valid=187 /-] [Invalid=4233 /-]

Value	Label	Cases	Percentage
1	Economic reasons	187	100.0%
2	Self: reached desired family size	0	
3	Partner reached desired family size	0	
4	Health concerns	0	
5	Not yet ready for a child	0	
93	Don?t want to answer	0	
98	Don?t know	0	
Sysmiss		4233	

Warning: these figures indicate the number of cases found in the data file. They cannot be interpreted as summary statistics of the population of interest.

sr_nomore_children_2: What are the reasons why you would not like to have (a/another) child?

Information	[Type= discrete] [Format=numeric] [Range= 1-98] [Missing=*]
Statistics [NW/ W]	[Valid=91 /-] [Invalid=4329 /-]

Value	Label	Cases	Percentage
1	Economic reasons	0	
2	Self: reached desired family size	91	100.0%
3	Partner reached desired family size	0	
4	Health concerns	0	
5	Not yet ready for a child	0	
93	Don?t want to answer	0	
98	Don?t know	0	
Sysmiss		4329	

Warning: these figures indicate the number of cases found in the data file. They cannot be interpreted as summary statistics of the population of interest.

sr_nomore_children_3: What are the reasons why you would not like to have (a/another) child?

Information	[Type= discrete] [Format=numeric] [Range= 1-98] [Missing=*]
Statistics [NW/ W]	[Valid=13 /-] [Invalid=4407 /-]

Value	Label	Cases	Percentage
1	Economic reasons	0	
2	Self: reached desired family size	0	
3	Partner reached desired family size	13	100.0%
4	Health concerns	0	
5	Not yet ready for a child	0	
93	Don?t want to answer	0	
98	Don?t know	0	
Sysmiss		4407	

File : AHRI.DREAMS.MultiLevel.SexualRelatInterviewer.2018.v1

sr_nomore_children_3: What are the reasons why you would not like to have (a/another) child?

Warning: these figures indicate the number of cases found in the data file. They cannot be interpreted as summary statistics of the population of interest.

sr_nomore_children_4: What are the reasons why you would not like to have (a/another) child?

Information [Type= discrete] [Format=numeric] [Range= 1-98] [Missing=*]

Statistics [NW/ W] [Valid=48 /-] [Invalid=4372 /-]

Value	Label	Cases	Percentage
1	Economic reasons	0	
2	Self: reached desired family size	0	
3	Partner reached desired family size	0	
4	Health concerns	48	100.0%
5	Not yet ready for a child	0	
93	Don?t want to answer	0	
98	Don?t know	0	
Sysmiss		4372	

Warning: these figures indicate the number of cases found in the data file. They cannot be interpreted as summary statistics of the population of interest.

sr_nomore_children_5: What are the reasons why you would not like to have (a/another) child?

Information [Type= discrete] [Format=numeric] [Range= 1-98] [Missing=*]

Statistics [NW/ W] [Valid=774 /-] [Invalid=3646 /-]

Value	Label	Cases	Percentage
1	Economic reasons	0	
2	Self: reached desired family size	0	
3	Partner reached desired family size	0	
4	Health concerns	0	
5	Not yet ready for a child	774	100.0%
93	Don?t want to answer	0	
98	Don?t know	0	
Sysmiss		3646	

Warning: these figures indicate the number of cases found in the data file. They cannot be interpreted as summary statistics of the population of interest.

sr_nomore_children_93: What are the reasons why you would not like to have (a/another) child?

Information [Type= discrete] [Format=numeric] [Range= 1-98] [Missing=*]

Statistics [NW/ W] [Valid=7 /-] [Invalid=4413 /-]

Value	Label	Cases	Percentage
1	Economic reasons	0	
2	Self: reached desired family size	0	
3	Partner reached desired family size	0	
4	Health concerns	0	
5	Not yet ready for a child	0	
93	Don?t want to answer	7	100.0%
98	Don?t know	0	
Sysmiss		4413	

Warning: these figures indicate the number of cases found in the data file. They cannot be interpreted as summary statistics of the population of interest.

sr_nomore_children_96: What are the reasons why you would not like to have (a/another) child?

Information [Type= discrete] [Format=numeric] [Range= 1-98] [Missing=*]

File : AHRI.DREAMS.MultiLevel.SexualRelatInterviewer.2018.v1

sr_nomore_children_96: What are the reasons why you would not like to have (a/another) child?

Statistics [NW/ W] [Valid=31 /-] [Invalid=4389 /-]

Value	Label	Cases	Percentage
1	Economic reasons	0	
2	Self: reached desired family size	0	
3	Partner reached desired family size	0	
4	Health concerns	0	
5	Not yet ready for a child	0	
93	Don?t want to answer	0	
96		31	100.0%
98	Don?t know	0	
Sysmiss		4389	

Warning: these figures indicate the number of cases found in the data file. They cannot be interpreted as summary statistics of the population of interest.

sr_nomore_children_98: What are the reasons why you would not like to have (a/another) child?

Information [Type= discrete] [Format=numeric] [Range= 1-98] [Missing=*]

Statistics [NW/ W] [Valid=23 /-] [Invalid=4397 /-]

Value	Label	Cases	Percentage
1	Economic reasons	0	
2	Self: reached desired family size	0	
3	Partner reached desired family size	0	
4	Health concerns	0	
5	Not yet ready for a child	0	
93	Don?t want to answer	0	
98	Don?t know	23	100.0%
Sysmiss		4397	

Warning: these figures indicate the number of cases found in the data file. They cannot be interpreted as summary statistics of the population of interest.

sr_nomore_child_oth: Please specify other reasons why you would not like to have (a/another) child?

Information [Type= discrete] [Format=character] [Missing=*]

Statistics [NW/ W] [Valid=36 /-] [Invalid=0 /-]

sr_partner_more_child: Does your partner want to have a/another child with you?

Information [Type= discrete] [Format=numeric] [Range= 1-98] [Missing=*]

Statistics [NW/ W] [Valid=1143 /-] [Invalid=3277 /-]

Value	Label	Cases	Percentage
1	Yes	60	5.2%
2	No	526	46.0%
3	No I don't have a partner	395	34.6%
93	Prefer not to answer	16	1.4%
98	Don't know	146	12.8%
Sysmiss		3277	

Warning: these figures indicate the number of cases found in the data file. They cannot be interpreted as summary statistics of the population of interest.

# sr_partner_num_child: Does your (husband/partner) want the same number of children that you want, or d			
Information		[Type= discrete] [Format=numeric] [Range= 1-98] [Missing=*]	
Statistics [NW/ W]		[Valid=60 /-] [Invalid=4360 /-]	
Value	Label	Cases	Percentage
1	Same number	11	18.3%
2	More children	31	51.7%
3	Fewer children	5	8.3%
93	Prefer not to answer	0	
98	Don't know	13	21.7%
Sysmiss		4360	
<i>Warning: these figures indicate the number of cases found in the data file. They cannot be interpreted as summary statistics of the population of interest.</i>			
# sr_areusemeth_avoidpreg: Are you currently using any contraceptive methods to prevent pregnancy?			
Information		[Type= discrete] [Format=numeric] [Range= 0-98] [Missing=*]	
Statistics [NW/ W]		[Valid=532 /-] [Invalid=3888 /-]	
Value	Label	Cases	Percentage
0	No, I have never had it	0	
1	Yes	401	75.4%
2	No	129	24.2%
3	Yes, but not sure about the exact age	0	
90	I am not sure	0	
93	Prefer not to answer	2	0.4%
95	Not had sex with this partner in the last 4 weeks	0	
97	N/A	0	
98	Don't know	0	
Sysmiss		3888	
<i>Warning: these figures indicate the number of cases found in the data file. They cannot be interpreted as summary statistics of the population of interest.</i>			
# sr_notusemeth_avoidpreg: If no, What is the main reason why you are not using a method of contraception			
Information		[Type= discrete] [Format=numeric] [Range= 1-98] [Missing=*]	
Statistics [NW/ W]		[Valid=129 /-] [Invalid=4291 /-]	
Value	Label	Cases	Percentage
1	Not married	0	
2	Intend to marry	0	
3	Not intend to marry	0	
4	Fertility related reasons	0	
5	Not having sex	36	27.9%
6	Infrequent sex	27	20.9%
7	Menopausal/hysterectomy	3	2.3%
8	Subfecund/infecund	7	5.4%
9	Postpartum/breastfeeding	13	10.1%
10	Wants (more) children	2	1.6%
11	Pregnancy	0	
12	Opposition to use	0	
13	Respondent opposed	1	0.8%
14	Husband opposed	1	0.8%
15	Others opposed	0	

sr_notusemeth_avoidpreg: If no, What is the main reason why you are not using a method of contraception

Value	Label	Cases	Percentage
16	Religious prohibition	0	
17	Lack of knowledge	1	0.8%
18	Knows no method	0	
19	Knows no source	0	
20	Method related reasons	0	
21	Health concerns	0	
22	Fear of side effects	4	3.1%
23	Lack of access/too far	1	0.8%
24	Cost too much	0	
25	Inconvenient to use	2	1.6%
26	Interferes with body's normal processes	3	2.3%
27	Method failure	2	1.6%
96	Other, specify	23	17.8%
98	Don't know	3	2.3%
Sysmiss		4291	

Warning: these figures indicate the number of cases found in the data file. They cannot be interpreted as summary statistics of the population of interest.

sr_notusemeth_otherspec: Other reason not using any method of contraception, please specify:

Information	[Type= discrete] [Format=character] [Missing=*]
Statistics [NW/ W]	[Valid=23 /-] [Invalid=0 /-]

sr_currmeth_avoidpreg_1: Which methods are you currently using?

Information	[Type= discrete] [Format=numeric] [Range= 0-96] [Missing=*]
Statistics [NW/ W]	[Valid=138 /-] [Invalid=4282 /-]

Value	Label	Cases	Percentage
0	None	0	
1	Male condom	138	100.0%
2	Female condom	0	
3	Female sterilization (?tubal ligation?)	0	
4	Male sterilization (?vasectomy?)	0	
5	IUD/loop	0	
6	Injectable contraceptives	0	
7	Implants	0	
8	Oral contraceptive pills	0	
9	Douching after sex	0	
10	Traditional methods	0	
93	Prefer not to answer	0	
96	Other, specify	0	
Sysmiss		4282	

Warning: these figures indicate the number of cases found in the data file. They cannot be interpreted as summary statistics of the population of interest.

sr_currmeth_avoidpreg_10: Which methods are you currently using?

Information	[Type= discrete] [Format=numeric] [Range= 0-96] [Missing=*]
Statistics [NW/ W]	[Valid=1 /-] [Invalid=4419 /-]

Value	Label	Cases	Percentage
0	None	0	

# sr_currmeth_avoidpreg_10: Which methods are you currently using?			
Value	Label	Cases	Percentage
1	Male condom	0	
2	Female condom	0	
3	Female sterilization (?tubal ligation?)	0	
4	Male sterilization (?vasectomy?)	0	
5	IUD/loop	0	
6	Injectable contraceptives	0	
7	Implants	0	
8	Oral contraceptive pills	0	
9	Douching after sex	0	
10	Traditional methods	1	100.0%
93	Prefer not to answer	0	
96	Other, specify	0	
Sysmiss		4419	
<i>Warning: these figures indicate the number of cases found in the data file. They cannot be interpreted as summary statistics of the population of interest.</i>			
# sr_currmeth_avoidpreg_2: Which methods are you currently using?			
Information	[Type= discrete] [Format=numeric] [Range= 0-96] [Missing=*]		
Statistics [NW/ W]	[Valid=4 /-] [Invalid=4416 /-]		
Value	Label	Cases	Percentage
0	None	0	
1	Male condom	0	
2	Female condom	4	100.0%
3	Female sterilization (?tubal ligation?)	0	
4	Male sterilization (?vasectomy?)	0	
5	IUD/loop	0	
6	Injectable contraceptives	0	
7	Implants	0	
8	Oral contraceptive pills	0	
9	Douching after sex	0	
10	Traditional methods	0	
93	Prefer not to answer	0	
96	Other, specify	0	
Sysmiss		4416	
<i>Warning: these figures indicate the number of cases found in the data file. They cannot be interpreted as summary statistics of the population of interest.</i>			
# sr_currmeth_avoidpreg_3: Which methods are you currently using?			
Information	[Type= discrete] [Format=numeric] [Range= 0-96] [Missing=*]		
Statistics [NW/ W]	[Valid=1 /-] [Invalid=4419 /-]		
Value	Label	Cases	Percentage
0	None	0	
1	Male condom	0	
2	Female condom	0	
3	Female sterilization (?tubal ligation?)	1	100.0%
4	Male sterilization (?vasectomy?)	0	
5	IUD/loop	0	
6	Injectable contraceptives	0	

# sr_currmeth_avoidpreg_3: Which methods are you currently using?			
Value	Label	Cases	Percentage
7	Implants	0	
8	Oral contraceptive pills	0	
9	Douching after sex	0	
10	Traditional methods	0	
93	Prefer not to answer	0	
96	Other, specify	0	
Sysmiss		4419	
<i>Warning: these figures indicate the number of cases found in the data file. They cannot be interpreted as summary statistics of the population of interest.</i>			
# sr_currmeth_avoidpreg_4: Which methods are you currently using?			
Information	[Type= discrete] [Format=numeric] [Range= 0-96] [Missing=*]		
Statistics [NW/ W]	[Valid=1 /-] [Invalid=4419 /-]		
Value	Label	Cases	Percentage
0	None	0	
1	Male condom	0	
2	Female condom	0	
3	Female sterilization (?tubal ligation?)	0	
4	Male sterilization (?vasectomy?)	1	100.0%
5	IUD/loop	0	
6	Injectable contraceptives	0	
7	Implants	0	
8	Oral contraceptive pills	0	
9	Douching after sex	0	
10	Traditional methods	0	
93	Prefer not to answer	0	
96	Other, specify	0	
Sysmiss		4419	
<i>Warning: these figures indicate the number of cases found in the data file. They cannot be interpreted as summary statistics of the population of interest.</i>			
# sr_currmeth_avoidpreg_5: Which methods are you currently using?			
Information	[Type= discrete] [Format=numeric] [Range= 0-96] [Missing=*]		
Statistics [NW/ W]	[Valid=4 /-] [Invalid=4416 /-]		
Value	Label	Cases	Percentage
0	None	0	
1	Male condom	0	
2	Female condom	0	
3	Female sterilization (?tubal ligation?)	0	
4	Male sterilization (?vasectomy?)	0	
5	IUD/loop	4	100.0%
6	Injectable contraceptives	0	
7	Implants	0	
8	Oral contraceptive pills	0	
9	Douching after sex	0	
10	Traditional methods	0	
93	Prefer not to answer	0	
96	Other, specify	0	

# sr_currmeth_avoidpreg_5: Which methods are you currently using?			
Value	Label	Cases	Percentage
Sysmiss		4416	
<i>Warning: these figures indicate the number of cases found in the data file. They cannot be interpreted as summary statistics of the population of interest.</i>			
# sr_currmeth_avoidpreg_6: Which methods are you currently using?			
Information	[Type= discrete] [Format=numeric] [Range= 0-96] [Missing=*]		
Statistics [NW/ W]	[Valid=221 /-] [Invalid=4199 /-]		
Value	Label	Cases	Percentage
0	None	0	
1	Male condom	0	
2	Female condom	0	
3	Female sterilization (?tubal ligation?)	0	
4	Male sterilization (?vasectomy?)	0	
5	IUD/loop	0	
6	Injectable contraceptives	221	100.0%
7	Implants	0	
8	Oral contraceptive pills	0	
9	Douching after sex	0	
10	Traditional methods	0	
93	Prefer not to answer	0	
96	Other, specify	0	
Sysmiss		4199	
<i>Warning: these figures indicate the number of cases found in the data file. They cannot be interpreted as summary statistics of the population of interest.</i>			
# sr_currmeth_avoidpreg_7: Which methods are you currently using?			
Information	[Type= discrete] [Format=numeric] [Range= 0-96] [Missing=*]		
Statistics [NW/ W]	[Valid=37 /-] [Invalid=4383 /-]		
Value	Label	Cases	Percentage
0	None	0	
1	Male condom	0	
2	Female condom	0	
3	Female sterilization (?tubal ligation?)	0	
4	Male sterilization (?vasectomy?)	0	
5	IUD/loop	0	
6	Injectable contraceptives	0	
7	Implants	37	100.0%
8	Oral contraceptive pills	0	
9	Douching after sex	0	
10	Traditional methods	0	
93	Prefer not to answer	0	
96	Other, specify	0	
Sysmiss		4383	
<i>Warning: these figures indicate the number of cases found in the data file. They cannot be interpreted as summary statistics of the population of interest.</i>			
# sr_currmeth_avoidpreg_8: Which methods are you currently using?			
Information	[Type= discrete] [Format=numeric] [Range= 0-96] [Missing=*]		
Statistics [NW/ W]	[Valid=13 /-] [Invalid=4407 /-]		

sr_currmeth_avoidpreg_8: Which methods are you currently using?

Value	Label	Cases	Percentage
0	None	0	
1	Male condom	0	
2	Female condom	0	
3	Female sterilization (?tubal ligation?)	0	
4	Male sterilization (?vasectomy?)	0	
5	IUD/loop	0	
6	Injectable contraceptives	0	
7	Implants	0	
8	Oral contraceptive pills	13	100.0%
9	Douching after sex	0	
10	Traditional methods	0	
93	Prefer not to answer	0	
96	Other, specify	0	
Sysmiss		4407	

Warning: these figures indicate the number of cases found in the data file. They cannot be interpreted as summary statistics of the population of interest.

sr_currmeth_avoidpreg_93: Which methods are you currently using?

Value	Label	Cases	Percentage
0	None	0	
1	Male condom	0	
2	Female condom	0	
3	Female sterilization (?tubal ligation?)	0	
4	Male sterilization (?vasectomy?)	0	
5	IUD/loop	0	
6	Injectable contraceptives	0	
7	Implants	0	
8	Oral contraceptive pills	0	
9	Douching after sex	0	
10	Traditional methods	0	
93	Prefer not to answer	1	100.0%
96	Other, specify	0	
Sysmiss		4419	

Warning: these figures indicate the number of cases found in the data file. They cannot be interpreted as summary statistics of the population of interest.

sr_currmeth_avoidpreg_96: Which methods are you currently using?

Value	Label	Cases	Percentage
0	None	0	
1	Male condom	0	
2	Female condom	0	
3	Female sterilization (?tubal ligation?)	0	
4	Male sterilization (?vasectomy?)	0	

sr_currmeth_avoidpreg_96: Which methods are you currently using?

Value	Label	Cases	Percentage
5	IUD/loop	0	
6	Injectable contraceptives	0	
7	Implants	0	
8	Oral contraceptive pills	0	
9	Douching after sex	0	
10	Traditional methods	0	
93	Prefer not to answer	0	
96	Other, specify	2	100.0%
Sysmiss		4418	

Warning: these figures indicate the number of cases found in the data file. They cannot be interpreted as summary statistics of the population of interest.

sr_currmeth_otherspec: Other method, please specify:

Information	[Type= discrete] [Format=character] [Missing=*]
Statistics [NW/ W]	[Valid=2 /-] [Invalid=0 /-]

sr_whatmeth_avoidpreg12mth: In the past 12 months, have you used any method to avoid getting pregnant?

Information	[Type= discrete] [Format=numeric] [Range= 0-98] [Missing=*]
Statistics [NW/ W]	[Valid=576 /-] [Invalid=3844 /-]

Value	Label	Cases	Percentage
0	No, I have never had it	0	
1	Yes	394	68.4%
2	No	180	31.2%
3	Yes, but not sure about the exact age	0	
90	I am not sure	0	
93	Prefer not to answer	2	0.3%
95	Not had sex with this partner in the last 4 weeks	0	
97	N/A	0	
98	Don't know	0	
Sysmiss		3844	

Warning: these figures indicate the number of cases found in the data file. They cannot be interpreted as summary statistics of the population of interest.

sr_meth_avoidpreg12mth_1: Which methods were you using?

Information	[Type= discrete] [Format=numeric] [Range= 0-96] [Missing=*]
Statistics [NW/ W]	[Valid=122 /-] [Invalid=4298 /-]

Value	Label	Cases	Percentage
0	None	0	
1	Male condom	122	100.0%
2	Female condom	0	
3	Female sterilization (?tubal ligation?)	0	
4	Male sterilization (?vasectomy?)	0	
5	IUD/loop	0	
6	Injectable contraceptives	0	
7	Implants	0	
8	Oral contraceptive pills	0	
9	Douching after sex	0	
10	Traditional methods	0	

sr_meth_avoidpreg12mth_1: Which methods were you using?

Value	Label	Cases	Percentage
93	Prefer not to answer	0	
96	Other, specify	0	
Sysmiss		4298	

Warning: these figures indicate the number of cases found in the data file. They cannot be interpreted as summary statistics of the population of interest.

sr_meth_avoidpreg12mth_2: Which methods were you using?

Information	[Type= discrete] [Format=numeric] [Range= 0-96] [Missing=*]
Statistics [NW/ W]	[Valid=5 /-] [Invalid=4415 /-]

Value	Label	Cases	Percentage
0	None	0	
1	Male condom	0	
2	Female condom	5	100.0%
3	Female sterilization (?tubal ligation?)	0	
4	Male sterilization (?vasectomy?)	0	
5	IUD/loop	0	
6	Injectable contraceptives	0	
7	Implants	0	
8	Oral contraceptive pills	0	
9	Douching after sex	0	
10	Traditional methods	0	
93	Prefer not to answer	0	
96	Other, specify	0	
Sysmiss		4415	

Warning: these figures indicate the number of cases found in the data file. They cannot be interpreted as summary statistics of the population of interest.

sr_meth_avoidpreg12mth_3: Which methods were you using?

Information	[Type= discrete] [Format=numeric] [Range= 0-96] [Missing=*]
Statistics [NW/ W]	[Valid=1 /-] [Invalid=4419 /-]

Value	Label	Cases	Percentage
0	None	0	
1	Male condom	0	
2	Female condom	0	
3	Female sterilization (?tubal ligation?)	1	100.0%
4	Male sterilization (?vasectomy?)	0	
5	IUD/loop	0	
6	Injectable contraceptives	0	
7	Implants	0	
8	Oral contraceptive pills	0	
9	Douching after sex	0	
10	Traditional methods	0	
93	Prefer not to answer	0	
96	Other, specify	0	
Sysmiss		4419	

Warning: these figures indicate the number of cases found in the data file. They cannot be interpreted as summary statistics of the population of interest.

# sr_meth_avoidpreg12mth_5: Which methods were you using?			
Information		[Type= discrete] [Format=numeric] [Range= 0-96] [Missing=*]	
Statistics [NW/ W]		[Valid=6 /-] [Invalid=4414 /-]	
Value	Label	Cases	Percentage
0	None	0	
1	Male condom	0	
2	Female condom	0	
3	Female sterilization (?tubal ligation?)	0	
4	Male sterilization (?vasectomy?)	0	
5	IUD/loop	6	100.0%
6	Injectable contraceptives	0	
7	Implants	0	
8	Oral contraceptive pills	0	
9	Douching after sex	0	
10	Traditional methods	0	
93	Prefer not to answer	0	
96	Other, specify	0	
Sysmiss		4414	
<i>Warning: these figures indicate the number of cases found in the data file. They cannot be interpreted as summary statistics of the population of interest.</i>			
# sr_meth_avoidpreg12mth_6: Which methods were you using?			
Information		[Type= discrete] [Format=numeric] [Range= 0-96] [Missing=*]	
Statistics [NW/ W]		[Valid=233 /-] [Invalid=4187 /-]	
Value	Label	Cases	Percentage
0	None	0	
1	Male condom	0	
2	Female condom	0	
3	Female sterilization (?tubal ligation?)	0	
4	Male sterilization (?vasectomy?)	0	
5	IUD/loop	0	
6	Injectable contraceptives	233	100.0%
7	Implants	0	
8	Oral contraceptive pills	0	
9	Douching after sex	0	
10	Traditional methods	0	
93	Prefer not to answer	0	
96	Other, specify	0	
Sysmiss		4187	
<i>Warning: these figures indicate the number of cases found in the data file. They cannot be interpreted as summary statistics of the population of interest.</i>			
# sr_meth_avoidpreg12mth_7: Which methods were you using?			
Information		[Type= discrete] [Format=numeric] [Range= 0-96] [Missing=*]	
Statistics [NW/ W]		[Valid=36 /-] [Invalid=4384 /-]	
Value	Label	Cases	Percentage
0	None	0	
1	Male condom	0	
2	Female condom	0	

sr_meth_avoidpreg12mth_7: Which methods were you using?

Value	Label	Cases	Percentage
3	Female sterilization (?tubal ligation?)	0	
4	Male sterilization (?vasectomy?)	0	
5	IUD/loop	0	
6	Injectable contraceptives	0	
7	Implants	36	100.0%
8	Oral contraceptive pills	0	
9	Douching after sex	0	
10	Traditional methods	0	
93	Prefer not to answer	0	
96	Other, specify	0	
Sysmiss		4384	

Warning: these figures indicate the number of cases found in the data file. They cannot be interpreted as summary statistics of the population of interest.

sr_meth_avoidpreg12mth_8: Which methods were you using?

Information	[Type= discrete] [Format=numeric] [Range= 0-96] [Missing=*]
Statistics [NW/ W]	[Valid=13 /-] [Invalid=4407 /-]

Value	Label	Cases	Percentage
0	None	0	
1	Male condom	0	
2	Female condom	0	
3	Female sterilization (?tubal ligation?)	0	
4	Male sterilization (?vasectomy?)	0	
5	IUD/loop	0	
6	Injectable contraceptives	0	
7	Implants	0	
8	Oral contraceptive pills	13	100.0%
9	Douching after sex	0	
10	Traditional methods	0	
93	Prefer not to answer	0	
96	Other, specify	0	
Sysmiss		4407	

Warning: these figures indicate the number of cases found in the data file. They cannot be interpreted as summary statistics of the population of interest.

sr_meth_otherspec12mth: Other method, please specify:

Information	[Type= discrete] [Format=character] [Missing=*]
Statistics [NW/ W]	[Valid=0 /-] [Invalid=0 /-]

sr_hivknw_onepartn: Can the risk of HIV transmission be reduced by having sex with only one uninfected partner?

Information	[Type= discrete] [Format=numeric] [Range= 0-98] [Missing=*]
Statistics [NW/ W]	[Valid=3064 /-] [Invalid=1356 /-]

Value	Label	Cases	Percentage
0	No, I have never had it	0	
1	Yes	2902	94.7%
2	No	120	3.9%
3	Yes, but not sure about the exact age	0	
90	I am not sure	0	

sr_hivknw_onepartn: Can the risk of HIV transmission be reduced by having sex with only one uninfected

Value	Label	Cases	Percentage
93	Prefer not to answer	6	0.2%
95	Not had sex with this partner in the last 4 weeks	0	
97	N/A	0	
98	Don't know	36	1.2%
Sysmiss		1356	

Warning: these figures indicate the number of cases found in the data file. They cannot be interpreted as summary statistics of the population of interest.

sr_hivknw_usecondm: Can a person reduce the risk of getting HIV by using a condom every time they ha

Information	[Type= discrete] [Format=numeric] [Range= 0-98] [Missing=*]
Statistics [NW/ W]	[Valid=3064 /-] [Invalid=1356 /-]

Value	Label	Cases	Percentage
0	No, I have never had it	0	
1	Yes	2994	97.7%
2	No	42	1.4%
3	Yes, but not sure about the exact age	0	
90	I am not sure	0	
93	Prefer not to answer	4	0.1%
95	Not had sex with this partner in the last 4 weeks	0	
97	N/A	0	
98	Don't know	24	0.8%
Sysmiss		1356	

Warning: these figures indicate the number of cases found in the data file. They cannot be interpreted as summary statistics of the population of interest.

sr_hivknw_healthpersn: Can a healthy-looking person have HIV?

Information	[Type= discrete] [Format=numeric] [Range= 0-98] [Missing=*]
Statistics [NW/ W]	[Valid=3064 /-] [Invalid=1356 /-]

Value	Label	Cases	Percentage
0	No, I have never had it	0	
1	Yes	2686	87.7%
2	No	262	8.6%
3	Yes, but not sure about the exact age	0	
90	I am not sure	0	
93	Prefer not to answer	4	0.1%
95	Not had sex with this partner in the last 4 weeks	0	
97	N/A	0	
98	Don't know	112	3.7%
Sysmiss		1356	

Warning: these figures indicate the number of cases found in the data file. They cannot be interpreted as summary statistics of the population of interest.

sr_hivknw_mosqu: Can a person get HIV from mosquito bites?

Information	[Type= discrete] [Format=numeric] [Range= 0-98] [Missing=*]
Statistics [NW/ W]	[Valid=3064 /-] [Invalid=1356 /-]

Value	Label	Cases	Percentage
0	No, I have never had it	0	
1	Yes	801	26.1%
2	No	1756	57.3%

# sr_hivknw_mosqu: Can a person get HIV from mosquito bites?			
Value	Label	Cases	Percentage
3	Yes, but not sure about the exact age	0	
90	I am not sure	0	
93	Prefer not to answer	5	0.2%
95	Not had sex with this partner in the last 4 weeks	0	
97	N/A	0	
98	Don't know	502	16.4%
Sysmiss		1356	
<i>Warning: these figures indicate the number of cases found in the data file. They cannot be interpreted as summary statistics of the population of interest.</i>			
# sr_hivknw_sharefood: Can a person get HIV by sharing food with someone who is infected?			
Information	[Type= discrete] [Format=numeric] [Range= 0-98] [Missing=*]		
Statistics [NW/ W]	[Valid=3064 /-] [Invalid=1356 /-]		
Value	Label	Cases	Percentage
0	No, I have never had it	0	
1	Yes	324	10.6%
2	No	2562	83.6%
3	Yes, but not sure about the exact age	0	
90	I am not sure	0	
93	Prefer not to answer	5	0.2%
95	Not had sex with this partner in the last 4 weeks	0	
97	N/A	0	
98	Don't know	173	5.6%
Sysmiss		1356	
<i>Warning: these figures indicate the number of cases found in the data file. They cannot be interpreted as summary statistics of the population of interest.</i>			

File : AHRI.DREAMS.MultiLevel.SexualRelatSelFilled.2018.v1

project_id: REDCap Project Identifier

Information [Type= discrete] [Format=numeric] [Range= 380-380] [Missing=*]

Statistics [NW/ W] [Valid=4420 /-] [Invalid=0 /-]

Value	Label	Cases	Percentage
380		4420	100.0%

Warning: these figures indicate the number of cases found in the data file. They cannot be interpreted as summary statistics of the population of interest.

event_id: REDCap Event Identifier

Information [Type= discrete] [Format=numeric] [Range= 1080-1080] [Missing=*]

Statistics [NW/ W] [Valid=4420 /-] [Invalid=0 /-]

cohort: Cohort Description

Information [Type= discrete] [Format=character] [Missing=*]

Statistics [NW/ W] [Valid=4420 /-] [Invalid=0 /-]

round: Round Description

Information [Type= discrete] [Format=character] [Missing=*]

Statistics [NW/ W] [Valid=4420 /-] [Invalid=0 /-]

IntId: Individual ID

Information [Type= continuous] [Format=numeric] [Range= 166-220477] [Missing=*]

Statistics [NW/ W] [Valid=4420 /-] [Invalid=0 /-]

srs_everhadsex: Have you ever had sex?

Information [Type= discrete] [Format=numeric] [Range= 0-98] [Missing=*]

Statistics [NW/ W] [Valid=3064 /-] [Invalid=1356 /-]

Value	Label	Cases	Percentage
0	No, I have never had it	0	
1	Yes	1879	61.3%
2	No	1063	34.7%
3	Yes, but not sure about the exact age	0	
90	I am not sure	0	
93	Prefer not to answer	122	4.0%
95	Not had sex with this partner in the last 4 weeks	0	
97	N/A	0	
98	Don't know	0	
Sysmiss		1356	

Warning: these figures indicate the number of cases found in the data file. They cannot be interpreted as summary statistics of the population of interest.

srs_share_agefirstsex: Are you willing to share how old were you the first time you had sex, even if it

Information [Type= discrete] [Format=numeric] [Range= 0-98] [Missing=*]

Statistics [NW/ W] [Valid=1889 /-] [Invalid=2531 /-]

Value	Label	Cases	Percentage
0	No, I have never had it	0	
1	Yes	1048	55.5%
2	No	664	35.2%
3	Yes, but not sure about the exact age	0	

File : AHRI.DREAMS.MultiLevel.SexualRelatSelFilled.2018.v1

srs_share_agefirstsex: Are you willing to share how old were you the first time you had sex, even if it

Value	Label	Cases	Percentage
90	I am not sure	0	
93	Prefer not to answer	177	9.4%
95	Not had sex with this partner in the last 4 weeks	0	
97	N/A	0	
98	Don't know	0	
Sysmiss		2531	

Warning: these figures indicate the number of cases found in the data file. They cannot be interpreted as summary statistics of the population of interest.

srs_agefirstsex: If you ever had sex (even if it was not your choice) how old were you the first

Information	[Type= discrete] [Format=character] [Missing=*]
Statistics [NW/ W]	[Valid=1045 /-] [Invalid=0 /-]

srs_firstsexreas_1: What was/were the reason(s) you had sex the first time? [Circle all the relevan

Information	[Type= discrete] [Format=numeric] [Range= 1-96] [Missing=*]
Statistics [NW/ W]	[Valid=1205 /-] [Invalid=3215 /-]

Value	Label	Cases	Percentage
1	To show love to my partner	1205	100.0%
2	Curious /experimenting	0	
3	Wanted to / my own pleasure	0	
4	Sweet talked by my partner	0	
5	I felt I owed it to him	0	
6	Convinced with money	0	
7	Convinced with food	0	
8	Convinced with gifts	0	
9	Commercial sex work	0	
10	Pressure from friends/peers	0	
11	Pressure from parents / family	0	
12	Partner threatened to end relationship	0	
13	I was forced to have sex	0	
14	It just happened	0	
96	Other	0	
Sysmiss		3215	

Warning: these figures indicate the number of cases found in the data file. They cannot be interpreted as summary statistics of the population of interest.

srs_firstsexreas_10: What was/were the reason(s) you had sex the first time? [Circle all the relevan

Information	[Type= discrete] [Format=numeric] [Range= 1-96] [Missing=*]
Statistics [NW/ W]	[Valid=54 /-] [Invalid=4366 /-]

Value	Label	Cases	Percentage
1	To show love to my partner	0	
2	Curious /experimenting	0	
3	Wanted to / my own pleasure	0	
4	Sweet talked by my partner	0	
5	I felt I owed it to him	0	
6	Convinced with money	0	

File : AHRI.DREAMS.MultiLevel.SexualRelatSelFilled.2018.v1

srs_firstsexreas_10: What was/were the reason(s) you had sex the first time? [Circle all the relevan

Value	Label	Cases	Percentage
7	Convinced with food	0	
8	Convinced with gifts	0	
9	Commercial sex work	0	
10	Pressure from friends/peers	54	100.0%
11	Pressure from parents / family	0	
12	Partner threatened to end relationship	0	
13	I was forced to have sex	0	
14	It just happened	0	
96	Other	0	
Sysmiss		4366	

Warning: these figures indicate the number of cases found in the data file. They cannot be interpreted as summary statistics of the population of interest.

srs_firstsexreas_11: What was/were the reason(s) you had sex the first time? [Circle all the relevan

Information	[Type= discrete] [Format=numeric] [Range= 1-96] [Missing=*]		
Statistics [NW/ W]	[Valid=7 /-] [Invalid=4413 /-]		
Value	Label	Cases	Percentage
1	To show love to my partner	0	
2	Curious /experimenting	0	
3	Wanted to / my own pleasure	0	
4	Sweet talked by my partner	0	
5	I felt I owed it to him	0	
6	Convinced with money	0	
7	Convinced with food	0	
8	Convinced with gifts	0	
9	Commercial sex work	0	
10	Pressure from friends/peers	0	
11	Pressure from parents / family	7	100.0%
12	Partner threatened to end relationship	0	
13	I was forced to have sex	0	
14	It just happened	0	
96	Other	0	
Sysmiss		4413	

Warning: these figures indicate the number of cases found in the data file. They cannot be interpreted as summary statistics of the population of interest.

srs_firstsexreas_12: What was/were the reason(s) you had sex the first time? [Circle all the relevan

Information	[Type= discrete] [Format=numeric] [Range= 1-96] [Missing=*]		
Statistics [NW/ W]	[Valid=6 /-] [Invalid=4414 /-]		
Value	Label	Cases	Percentage
1	To show love to my partner	0	
2	Curious /experimenting	0	
3	Wanted to / my own pleasure	0	
4	Sweet talked by my partner	0	
5	I felt I owed it to him	0	
6	Convinced with money	0	

File : AHRI.DREAMS.MultiLevel.SexualRelatSelFilled.2018.v1

srs_firstsexreas_12: What was/were the reason(s) you had sex the first time? [Circle all the relevan

Value	Label	Cases	Percentage
7	Convinced with food	0	
8	Convinced with gifts	0	
9	Commercial sex work	0	
10	Pressure from friends/peers	0	
11	Pressure from parents / family	0	
12	Partner threatened to end relationship	6	100.0%
13	I was forced to have sex	0	
14	It just happened	0	
96	Other	0	
Sysmiss		4414	

Warning: these figures indicate the number of cases found in the data file. They cannot be interpreted as summary statistics of the population of interest.

srs_firstsexreas_13: What was/were the reason(s) you had sex the first time? [Circle all the relevan

Value	Label	Cases	Percentage
1	To show love to my partner	0	
2	Curious /experimenting	0	
3	Wanted to / my own pleasure	0	
4	Sweet talked by my partner	0	
5	I felt I owed it to him	0	
6	Convinced with money	0	
7	Convinced with food	0	
8	Convinced with gifts	0	
9	Commercial sex work	0	
10	Pressure from friends/peers	0	
11	Pressure from parents / family	0	
12	Partner threatened to end relationship	0	
13	I was forced to have sex	9	100.0%
14	It just happened	0	
96	Other	0	
Sysmiss		4411	

Warning: these figures indicate the number of cases found in the data file. They cannot be interpreted as summary statistics of the population of interest.

srs_firstsexreas_14: What was/were the reason(s) you had sex the first time? [Circle all the relevan

Value	Label	Cases	Percentage
1	To show love to my partner	0	
2	Curious /experimenting	0	
3	Wanted to / my own pleasure	0	
4	Sweet talked by my partner	0	
5	I felt I owed it to him	0	
6	Convinced with money	0	

File : AHRI.DREAMS.MultiLevel.SexualRelatSelFilled.2018.v1

srs_firstsexreas_14: What was/were the reason(s) you had sex the first time? [Circle all the relevan

Value	Label	Cases	Percentage
7	Convinced with food	0	
8	Convinced with gifts	0	
9	Commercial sex work	0	
10	Pressure from friends/peers	0	
11	Pressure from parents / family	0	
12	Partner threatened to end relationship	0	
13	I was forced to have sex	0	
14	It just happened	247	100.0%
96	Other	0	
Sysmiss		4173	

Warning: these figures indicate the number of cases found in the data file. They cannot be interpreted as summary statistics of the population of interest.

srs_firstsexreas_2: What was/were the reason(s) you had sex the first time? [Circle all the relevan

Value	Label	Cases	Percentage
1	To show love to my partner	0	
2	Curious /experimenting	28	100.0%
3	Wanted to / my own pleasure	0	
4	Sweet talked by my partner	0	
5	I felt I owed it to him	0	
6	Convinced with money	0	
7	Convinced with food	0	
8	Convinced with gifts	0	
9	Commercial sex work	0	
10	Pressure from friends/peers	0	
11	Pressure from parents / family	0	
12	Partner threatened to end relationship	0	
13	I was forced to have sex	0	
14	It just happened	0	
96	Other	0	
Sysmiss		4392	

Warning: these figures indicate the number of cases found in the data file. They cannot be interpreted as summary statistics of the population of interest.

srs_firstsexreas_3: What was/were the reason(s) you had sex the first time? [Circle all the relevan

Value	Label	Cases	Percentage
1	To show love to my partner	0	
2	Curious /experimenting	0	
3	Wanted to / my own pleasure	263	100.0%
4	Sweet talked by my partner	0	
5	I felt I owed it to him	0	
6	Convinced with money	0	

File : AHRI.DREAMS.MultiLevel.SexualRelatSelFilled.2018.v1

srs_firstsexreas_3: What was/were the reason(s) you had sex the first time? [Circle all the relevan

Value	Label	Cases	Percentage
7	Convinced with food	0	
8	Convinced with gifts	0	
9	Commercial sex work	0	
10	Pressure from friends/peers	0	
11	Pressure from parents / family	0	
12	Partner threatened to end relationship	0	
13	I was forced to have sex	0	
14	It just happened	0	
96	Other	0	
Sysmiss		4157	

Warning: these figures indicate the number of cases found in the data file. They cannot be interpreted as summary statistics of the population of interest.

srs_firstsexreas_4: What was/were the reason(s) you had sex the first time? [Circle all the relevan

Information	[Type= discrete] [Format=numeric] [Range= 1-96] [Missing=*]
Statistics [NW/ W]	[Valid=34 /-] [Invalid=4386 /-]

Value	Label	Cases	Percentage
1	To show love to my partner	0	
2	Curious /experimenting	0	
3	Wanted to / my own pleasure	0	
4	Sweet talked by my partner	34	100.0%
5	I felt I owed it to him	0	
6	Convinced with money	0	
7	Convinced with food	0	
8	Convinced with gifts	0	
9	Commercial sex work	0	
10	Pressure from friends/peers	0	
11	Pressure from parents / family	0	
12	Partner threatened to end relationship	0	
13	I was forced to have sex	0	
14	It just happened	0	
96	Other	0	
Sysmiss		4386	

Warning: these figures indicate the number of cases found in the data file. They cannot be interpreted as summary statistics of the population of interest.

srs_firstsexreas_5: What was/were the reason(s) you had sex the first time? [Circle all the relevan

Information	[Type= discrete] [Format=numeric] [Range= 1-96] [Missing=*]
Statistics [NW/ W]	[Valid=24 /-] [Invalid=4396 /-]

Value	Label	Cases	Percentage
1	To show love to my partner	0	
2	Curious /experimenting	0	
3	Wanted to / my own pleasure	0	
4	Sweet talked by my partner	0	
5	I felt I owed it to him	24	100.0%
6	Convinced with money	0	

File : AHRI.DREAMS.MultiLevel.SexualRelatSelFilled.2018.v1

srs_firstsexreas_5: What was/were the reason(s) you had sex the first time? [Circle all the relevan

Value	Label	Cases	Percentage
7	Convinced with food	0	
8	Convinced with gifts	0	
9	Commercial sex work	0	
10	Pressure from friends/peers	0	
11	Pressure from parents / family	0	
12	Partner threatened to end relationship	0	
13	I was forced to have sex	0	
14	It just happened	0	
96	Other	0	
Sysmiss		4396	

Warning: these figures indicate the number of cases found in the data file. They cannot be interpreted as summary statistics of the population of interest.

srs_firstsexreas_6: What was/were the reason(s) you had sex the first time? [Circle all the relevan

Information	[Type= discrete] [Format=numeric] [Range= 1-96] [Missing=*]
Statistics [NW/ W]	[Valid=6 /-] [Invalid=4414 /-]

Value	Label	Cases	Percentage
1	To show love to my partner	0	
2	Curious /experimenting	0	
3	Wanted to / my own pleasure	0	
4	Sweet talked by my partner	0	
5	I felt I owed it to him	0	
6	Convinced with money	6	100.0%
7	Convinced with food	0	
8	Convinced with gifts	0	
9	Commercial sex work	0	
10	Pressure from friends/peers	0	
11	Pressure from parents / family	0	
12	Partner threatened to end relationship	0	
13	I was forced to have sex	0	
14	It just happened	0	
96	Other	0	
Sysmiss		4414	

Warning: these figures indicate the number of cases found in the data file. They cannot be interpreted as summary statistics of the population of interest.

srs_firstsexreas_7: What was/were the reason(s) you had sex the first time? [Circle all the relevan

Information	[Type= discrete] [Format=numeric] [Range= 1-96] [Missing=*]
Statistics [NW/ W]	[Valid=3 /-] [Invalid=4417 /-]

Value	Label	Cases	Percentage
1	To show love to my partner	0	
2	Curious /experimenting	0	
3	Wanted to / my own pleasure	0	
4	Sweet talked by my partner	0	
5	I felt I owed it to him	0	
6	Convinced with money	0	

File : AHRI.DREAMS.MultiLevel.SexualRelatSelFilled.2018.v1

srs_firstsexreas_7: What was/were the reason(s) you had sex the first time? [Circle all the relevan

Value	Label	Cases	Percentage
7	Convinced with food	3	100.0%
8	Convinced with gifts	0	
9	Commercial sex work	0	
10	Pressure from friends/peers	0	
11	Pressure from parents / family	0	
12	Partner threatened to end relationship	0	
13	I was forced to have sex	0	
14	It just happened	0	
96	Other	0	
Sysmiss		4417	

Warning: these figures indicate the number of cases found in the data file. They cannot be interpreted as summary statistics of the population of interest.

srs_firstsexreas_8: What was/were the reason(s) you had sex the first time? [Circle all the relevan

Value	Label	Cases	Percentage
1	To show love to my partner	0	
2	Curious /experimenting	0	
3	Wanted to / my own pleasure	0	
4	Sweet talked by my partner	0	
5	I felt I owed it to him	0	
6	Convinced with money	0	
7	Convinced with food	0	
8	Convinced with gifts	8	100.0%
9	Commercial sex work	0	
10	Pressure from friends/peers	0	
11	Pressure from parents / family	0	
12	Partner threatened to end relationship	0	
13	I was forced to have sex	0	
14	It just happened	0	
96	Other	0	
Sysmiss		4412	

Warning: these figures indicate the number of cases found in the data file. They cannot be interpreted as summary statistics of the population of interest.

srs_firstsexreas_9: What was/were the reason(s) you had sex the first time? [Circle all the relevan

Value	Label	Cases	Percentage
1	To show love to my partner	0	
2	Curious /experimenting	0	
3	Wanted to / my own pleasure	0	
4	Sweet talked by my partner	0	
5	I felt I owed it to him	0	
6	Convinced with money	0	

File : AHRI.DREAMS.MultiLevel.SexualRelatSelFilled.2018.v1

srs_firstsexreas_9: What was/were the reason(s) you had sex the first time? [Circle all the relevan

Value	Label	Cases	Percentage
7	Convinced with food	0	
8	Convinced with gifts	0	
9	Commercial sex work	4	100.0%
10	Pressure from friends/peers	0	
11	Pressure from parents / family	0	
12	Partner threatened to end relationship	0	
13	I was forced to have sex	0	
14	It just happened	0	
96	Other	0	
Sysmiss		4416	

Warning: these figures indicate the number of cases found in the data file. They cannot be interpreted as summary statistics of the population of interest.

srs_firstsexreas_96: What was/were the reason(s) you had sex the first time? [Circle all the relevan

Value	Label	Cases	Percentage
1	To show love to my partner	0	
2	Curious /experimenting	0	
3	Wanted to / my own pleasure	0	
4	Sweet talked by my partner	0	
5	I felt I owed it to him	0	
6	Convinced with money	0	
7	Convinced with food	0	
8	Convinced with gifts	0	
9	Commercial sex work	0	
10	Pressure from friends/peers	0	
11	Pressure from parents / family	0	
12	Partner threatened to end relationship	0	
13	I was forced to have sex	0	
14	It just happened	0	
96	Other	19	100.0%
Sysmiss		4401	

Warning: these figures indicate the number of cases found in the data file. They cannot be interpreted as summary statistics of the population of interest.

srs_firstsexreas_oth: What was/were the reason(s) you had sex the first time? [Circle all the relevan

Information	[Type= discrete] [Format=character] [Missing=*]
Statistics [NW/ W]	[Valid=10 /-] [Invalid=0 /-]

srs_firstsexwho: When you had sex for the first time, even if it was not your choice, with whom d

Value	Label	Cases	Percentage
1	Husband/wife (married or living as married)	59	3.2%
2	Fiance/Boyfriend/Girlfriend	1338	72.4%

File : AHRI.DREAMS.MultiLevel.SexualRelatSelFilled.2018.v1

srs_firstsexwho: When you had sex for the first time, even if it was not your choice, with whom d

Value	Label	Cases	Percentage
3	Casual partner known to me before having sex	178	9.6%
4	Stranger	45	2.4%
5	Teacher / official in my school	2	0.1%
6	My employer	3	0.2%
7	A family member	7	0.4%
8	Neighbour	50	2.7%
9	Raped	4	0.2%
10	Someone else	70	3.8%
98	I can't remember	91	4.9%
Sysmiss		2573	

Warning: these figures indicate the number of cases found in the data file. They cannot be interpreted as summary statistics of the population of interest.

srs_firstsex_gift_fem: The first time you had sex, were you given gifts or money by your sexual partner

Value	Label	Cases	Percentage
1	I was given gifts before or after having sex	52	10.0%
2	I was given money before or after having sex	44	8.4%
3	I was given both gifts and money before or after having sex	50	9.6%
4	I have not been given gifts or money	376	72.0%
Sysmiss		3898	

Warning: these figures indicate the number of cases found in the data file. They cannot be interpreted as summary statistics of the population of interest.

srs_firstsex_gift_mal: The first time you had sex, did you give gifts or money to your sexual partner?

Value	Label	Cases	Percentage
1	I was given gifts before or after having sex	74	5.3%
2	I was given money before or after having sex	27	1.9%
3	I was given both gifts and money before or after having sex	17	1.2%
4	I have not been given gifts or money	1281	91.6%
Sysmiss		3021	

Warning: these figures indicate the number of cases found in the data file. They cannot be interpreted as summary statistics of the population of interest.

srs_firstsex_preg: When you first had sex, what did you or your partner do to protect you against p

Value	Label	Cases	Percentage
1	None	857	45.7%
2	Rhythm method	4	0.2%
3	Withdrawal: Pulled penis out before ejaculation	107	5.7%
4	Put a male condom on just before ejaculation	420	22.4%
5	Used a male condom throughout	352	18.8%
6	Female condom	36	1.9%

File : AHRI.DREAMS.MultiLevel.SexualRelatSelFilled.2018.v1

srs_firstsex_preg: When you first had sex, what did you or your partner do to protect you against p

Value	Label	Cases	Percentage
7	On the pill (female)	11	0.6%
8	Using an injectable contraceptive (female)	4	0.2%
9	IUD	1	0.1%
10	Implants	6	0.3%
11	We used traditional herbs	3	0.2%
98	Don't know	76	4.0%
Sysmiss		2543	

Warning: these figures indicate the number of cases found in the data file. They cannot be interpreted as summary statistics of the population of interest.

srs_firstsex_hiv: When you first had sex, did you or your partner do anything to protect you again

Information	[Type= discrete] [Format=numeric] [Range= 1-96] [Missing=*]
Statistics [NW/ W]	[Valid=1890 /-] [Invalid=2530 /-]

Value	Label	Cases	Percentage
1	Used a condom	960	50.8%
2	No	910	48.1%
3	Spermicides / vaginal cream or foam	15	0.8%
96	Other specify	5	0.3%
Sysmiss		2530	

Warning: these figures indicate the number of cases found in the data file. They cannot be interpreted as summary statistics of the population of interest.

srs_firstsex_hivoth: Please specify other method of protection against HIV

Information	[Type= discrete] [Format=character] [Missing=*]
Statistics [NW/ W]	[Valid=5 /-] [Invalid=0 /-]

srs_firstsex_knwstatus: Did you know the HIV status of your first partner at the time when you first had

Information	[Type= discrete] [Format=numeric] [Range= 0-98] [Missing=*]
Statistics [NW/ W]	[Valid=1890 /-] [Invalid=2530 /-]

Value	Label	Cases	Percentage
0	No, I have never had it	0	
1	Yes	575	30.4%
2	No	1210	64.0%
3	Yes, but not sure about the exact age	0	
90	I am not sure	0	
93	Prefer not to answer	31	1.6%
95	Not had sex with this partner in the last 4 weeks	0	
97	N/A	0	
98	Don't know	74	3.9%
Sysmiss		2530	

Warning: these figures indicate the number of cases found in the data file. They cannot be interpreted as summary statistics of the population of interest.

srs_firstsex_statusis: What was the HIV status of your first partner at the time when you first had sex

Information	[Type= discrete] [Format=numeric] [Range= 0-93] [Missing=*]
Statistics [NW/ W]	[Valid=574 /-] [Invalid=3846 /-]

Value	Label	Cases	Percentage
0	Negative	504	87.8%

File : AHRI.DREAMS.MultiLevel.SexualRelatSelFilled.2018.v1

srs_firstsex_status: What was the HIV status of your first partner at the time when you first had sex

Value	Label	Cases	Percentage
1	Positive	14	2.4%
93	Prefer not to answer	56	9.8%
Sysmiss		3846	

Warning: these figures indicate the number of cases found in the data file. They cannot be interpreted as summary statistics of the population of interest.

srs_firstsex_useart: Did you know if your first partner was taking ART at the time when you first had

Information	[Type= discrete] [Format=numeric] [Range= 0-98] [Missing=*]
Statistics [NW/ W]	[Valid=11 /-] [Invalid=4409 /-]

Value	Label	Cases	Percentage
0	No, I have never had it	0	
1	Yes	7	63.6%
2	No	2	18.2%
3	Yes, but not sure about the exact age	0	
90	I am not sure	0	
93	Prefer not to answer	0	
95	Not had sex with this partner in the last 4 weeks	0	
97	N/A	0	
98	Don't know	2	18.2%
Sysmiss		4409	

Warning: these figures indicate the number of cases found in the data file. They cannot be interpreted as summary statistics of the population of interest.

srs_share_partnagetfirstsex: Are you willing to share how old was the person you first had sex with, even if

Information	[Type= discrete] [Format=numeric] [Range= 0-98] [Missing=*]
Statistics [NW/ W]	[Valid=1889 /-] [Invalid=2531 /-]

Value	Label	Cases	Percentage
0	No, I have never had it	0	
1	Yes	580	30.7%
2	No	784	41.5%
3	Yes, but not sure about the exact age	360	19.1%
90	I am not sure	0	
93	Prefer not to answer	165	8.7%
95	Not had sex with this partner in the last 4 weeks	0	
97	N/A	0	
98	Don't know	0	
Sysmiss		2531	

Warning: these figures indicate the number of cases found in the data file. They cannot be interpreted as summary statistics of the population of interest.

srs_partnagetfirstsex: How old was the person you first had sex with, even if it was forced or not your

Information	[Type= discrete] [Format=character] [Missing=*]
Statistics [NW/ W]	[Valid=580 /-] [Invalid=0 /-]

srs_firstestmage: Was this person:

Information	[Type= discrete] [Format=numeric] [Range= 0-2] [Missing=*]
Statistics [NW/ W]	[Valid=360 /-] [Invalid=4060 /-]

File : AHRI.DREAMS.MultiLevel.SexualRelatSelFilled.2018.v1

srs_firstestmage: Was this person:

Value	Label	Cases	Percentage
0	Older	81	22.5%
1	Younger	86	23.9%
2	Same age	193	53.6%
Sysmiss		4060	

Warning: these figures indicate the number of cases found in the data file. They cannot be interpreted as summary statistics of the population of interest.

srs_firstestmyears: How many years younger/older?

Value	Label	Cases	Percentage
1	1-2 years	56	33.5%
2	3-4 years	53	31.7%
3	5-10 years	31	18.6%
4	10+ years	27	16.2%
Sysmiss		4253	

Warning: these figures indicate the number of cases found in the data file. They cannot be interpreted as summary statistics of the population of interest.

srs_share_agesex: Are you willing to share how old you were when you first had sex with your second

Value	Label	Cases	Percentage
0	No, I have never had it	319	16.9%
1	Yes	639	33.8%
2	No	746	39.5%
3	Yes, but not sure about the exact age	0	
90	I am not sure	0	
93	Prefer not to answer	186	9.8%
95	Not had sex with this partner in the last 4 weeks	0	
97	N/A	0	
98	Don't know	0	
Sysmiss		2530	

Warning: these figures indicate the number of cases found in the data file. They cannot be interpreted as summary statistics of the population of interest.

srs_agesex: How old were you the first time you had sex with your second sexual partner? If

Information	[Type= discrete] [Format=character] [Missing=*]
Statistics [NW/ W]	[Valid=639 /-] [Invalid=0 /-]

srs_sharelife_numsexpartn: Are you willing to share the number of different people have you had sex with in

Value	Label	Cases	Percentage
0	No, I have never had it	0	
1	Yes	702	37.1%
2	No	979	51.8%

File : AHRI.DREAMS.MultiLevel.SexualRelatSelFilled.2018.v1

srs_sharelife_numsexpartn: Are you willing to share the number of different people have you had sex with in

Value	Label	Cases	Percentage
3	Yes, but not sure about the exact age	0	
90	I am not sure	0	
93	Prefer not to answer	209	11.1%
95	Not had sex with this partner in the last 4 weeks	0	
97	N/A	0	
98	Don't know	0	
Sysmiss		2530	

Warning: these figures indicate the number of cases found in the data file. They cannot be interpreted as summary statistics of the population of interest.

srs_life_numsexpartn: How many different people have you had sex with in your lifetime (including your

Information	[Type= discrete] [Format=character] [Missing=*]
Statistics [NW/ W]	[Valid=701 /-] [Invalid=0 /-]

srs_share12mth_numsexpartn: Are you willing to share the number of different people have you had sex with in

Information	[Type= discrete] [Format=numeric] [Range= 0-98] [Missing=*]
Statistics [NW/ W]	[Valid=1889 /-] [Invalid=2531 /-]

Value	Label	Cases	Percentage
0	No, I have never had it	0	
1	Yes	662	35.0%
2	No	980	51.9%
3	Yes, but not sure about the exact age	0	
90	I am not sure	0	
93	Prefer not to answer	142	7.5%
95	Not had sex with this partner in the last 4 weeks	105	5.6%
97	N/A	0	
98	Don't know	0	
Sysmiss		2531	

Warning: these figures indicate the number of cases found in the data file. They cannot be interpreted as summary statistics of the population of interest.

srs_12mth_numsexpartn: How many people have you had sex with in the past 12 months (including your husb

Information	[Type= discrete] [Format=character] [Missing=*]
Statistics [NW/ W]	[Valid=662 /-] [Invalid=0 /-]

sr_12mth_newsexpartn: Of the number of partners you had in the last 12 months, how many of these partn

Information	[Type= discrete] [Format=character] [Missing=*]
Statistics [NW/ W]	[Valid=589 /-] [Invalid=0 /-]

srs_share_numsexrelat: Sometimes people have more than one sexual relationship at the same time.

Information	[Type= discrete] [Format=numeric] [Range= 0-98] [Missing=*]
Statistics [NW/ W]	[Valid=1887 /-] [Invalid=2533 /-]

Value	Label	Cases	Percentage
0	No, I have never had it	0	
1	Yes	675	35.8%
2	No	1048	55.5%
3	Yes, but not sure about the exact age	0	

File : AHRI.DREAMS.MultiLevel.SexualRelatSelFilled.2018.v1

srs_share_numsexrelat: Sometimes people have more than one sexual relationship at the same time.

Value	Label	Cases	Percentage
90	I am not sure	0	
93	Prefer not to answer	164	8.7%
95	Not had sex with this partner in the last 4 weeks	0	
97	N/A	0	
98	Don't know	0	
Sysmiss		2533	

Warning: these figures indicate the number of cases found in the data file. They cannot be interpreted as summary statistics of the population of interest.

srs_numsexrelat: How many sexual relationships are you in at the moment (if you do not know, plea

Information	[Type= discrete] [Format=character] [Missing=*]
Statistics [NW/ W]	[Valid=675 /-] [Invalid=0 /-]

srs_transsex_women: In the past 12 months, have you ever had sex with anyone (for a short period of

Information	[Type= discrete] [Format=numeric] [Range= 0-98] [Missing=*]
Statistics [NW/ W]	[Valid=522 /-] [Invalid=3898 /-]

Value	Label	Cases	Percentage
0	No, I have never had it	0	
1	Yes	40	7.7%
2	No	458	87.7%
3	Yes, but not sure about the exact age	0	
90	I am not sure	0	
93	Prefer not to answer	24	4.6%
95	Not had sex with this partner in the last 4 weeks	0	
97	N/A	0	
98	Don't know	0	
Sysmiss		3898	

Warning: these figures indicate the number of cases found in the data file. They cannot be interpreted as summary statistics of the population of interest.

srs_share_transsex: Are you willing to share with how many different people have you become sexually

Information	[Type= discrete] [Format=numeric] [Range= 0-98] [Missing=*]
Statistics [NW/ W]	[Valid=1890 /-] [Invalid=2530 /-]

Value	Label	Cases	Percentage
0	No, I have never had it	948	50.2%
1	Yes	281	14.9%
2	No	507	26.8%
3	Yes, but not sure about the exact age	0	
90	I am not sure	0	
93	Prefer not to answer	154	8.1%
95	Not had sex with this partner in the last 4 weeks	0	
97	N/A	0	
98	Don't know	0	
Sysmiss		2530	

Warning: these figures indicate the number of cases found in the data file. They cannot be interpreted as summary statistics of the population of interest.

File : AHRI.DREAMS.MultiLevel.SexualRelatSelFilled.2018.v1

srs_transsex_num: In the past 12 months how many different people have you become sexually involve

Information [Type= discrete] [Format=character] [Missing=*]

Statistics [NW/ W] [Valid=281 /-] [Invalid=0 /-]

srs_sexworker: Some people have sex with other people for a living; would you consider yourself

Information [Type= discrete] [Format=numeric] [Range= 0-98] [Missing=*]

Statistics [NW/ W] [Valid=522 /-] [Invalid=3898 /-]

Value	Label	Cases	Percentage
0	No, I have never had it	0	
1	Yes	27	5.2%
2	No	482	92.3%
3	Yes, but not sure about the exact age	0	
90	I am not sure	0	
93	Prefer not to answer	13	2.5%
95	Not had sex with this partner in the last 4 weeks	0	
97	N/A	0	
98	Don't know	0	
Sysmiss		3898	

Warning: these figures indicate the number of cases found in the data file. They cannot be interpreted as summary statistics of the population of interest.

# srs_transsex_men: In the past 12 months have you provided a woman who is not a sex worker with hel			
Information		[Type= discrete] [Format=numeric] [Range= 0-98] [Missing=*]	
Statistics [NW/ W]		[Valid=1354 /-] [Invalid=3066 /-]	
Value	Label	Cases	Percentage
0	No, I have never had it	0	
1	Yes	151	11.2%
2	No	1162	85.8%
3	Yes, but not sure about the exact age	0	
90	I am not sure	0	
93	Prefer not to answer	41	3.0%
95	Not had sex with this partner in the last 4 weeks	0	
97	N/A	0	
98	Don't know	0	
Sysmiss		3066	
<i>Warning: these figures indicate the number of cases found in the data file. They cannot be interpreted as summary statistics of the population of interest.</i>			
# srs_usecondom3months: Have you used a condom during sex in the past 3 months?			
Information		[Type= discrete] [Format=numeric] [Range= 0-98] [Missing=*]	
Statistics [NW/ W]		[Valid=1889 /-] [Invalid=2531 /-]	
Value	Label	Cases	Percentage
0	No, I have never had it	225	11.9%
1	Yes	1101	58.3%
2	No	511	27.1%
3	Yes, but not sure about the exact age	0	
90	I am not sure	0	
93	Prefer not to answer	52	2.8%
95	Not had sex with this partner in the last 4 weeks	0	
97	N/A	0	
98	Don't know	0	
Sysmiss		2531	
<i>Warning: these figures indicate the number of cases found in the data file. They cannot be interpreted as summary statistics of the population of interest.</i>			
# srs_usecondomlasttime: Did you use a condom the LAST time you had sex (whether it was forced or agreed)			
Information		[Type= discrete] [Format=numeric] [Range= 0-98] [Missing=*]	
Statistics [NW/ W]		[Valid=1889 /-] [Invalid=2531 /-]	
Value	Label	Cases	Percentage
0	No, I have never had it	0	
1	Yes	1041	55.1%
2	No	787	41.7%
3	Yes, but not sure about the exact age	0	
90	I am not sure	0	
93	Prefer not to answer	61	3.2%
95	Not had sex with this partner in the last 4 weeks	0	
97	N/A	0	
98	Don't know	0	
Sysmiss		2531	
<i>Warning: these figures indicate the number of cases found in the data file. They cannot be interpreted as summary statistics of the population of interest.</i>			

# srs_condomless_1month: Have you had any sex without a condom in the last month? (condom less sex)			
Information		[Type= discrete] [Format=numeric] [Range= 0-98] [Missing=*]	
Statistics [NW/ W]		[Valid=1889 /-] [Invalid=2531 /-]	
Value	Label	Cases	Percentage
0	No, I have never had it	0	
1	Yes	829	43.9%
2	No	1011	53.5%
3	Yes, but not sure about the exact age	0	
90	I am not sure	0	
93	Prefer not to answer	49	2.6%
95	Not had sex with this partner in the last 4 weeks	0	
97	N/A	0	
98	Don't know	0	
Sysmiss		2531	
<i>Warning: these figures indicate the number of cases found in the data file. They cannot be interpreted as summary statistics of the population of interest.</i>			
# srs_condomless12months: Have you had any sex without a condom in the last 12 months? (condom less sex)			
Information		[Type= discrete] [Format=numeric] [Range= 0-98] [Missing=*]	
Statistics [NW/ W]		[Valid=1012 /-] [Invalid=3408 /-]	
Value	Label	Cases	Percentage
0	No, I have never had it	0	
1	Yes	277	27.4%
2	No	714	70.6%
3	Yes, but not sure about the exact age	0	
90	I am not sure	0	
93	Prefer not to answer	21	2.1%
95	Not had sex with this partner in the last 4 weeks	0	
97	N/A	0	
98	Don't know	0	
Sysmiss		3408	
<i>Warning: these figures indicate the number of cases found in the data file. They cannot be interpreted as summary statistics of the population of interest.</i>			
# srs_recnt1_sexin12mths: Have you had sex with this person in the past 12 months? Most recent partner			
Information		[Type= discrete] [Format=numeric] [Range= 0-98] [Missing=*]	
Statistics [NW/ W]		[Valid=651 /-] [Invalid=3769 /-]	
Value	Label	Cases	Percentage
0	No, I have never had it	0	
1	Yes	536	82.3%
2	No	85	13.1%
3	Yes, but not sure about the exact age	0	
90	I am not sure	0	
93	Prefer not to answer	27	4.1%
95	Not had sex with this partner in the last 4 weeks	0	
97	N/A	0	
98	Don't know	3	0.5%
Sysmiss		3769	
<i>Warning: these figures indicate the number of cases found in the data file. They cannot be interpreted as summary statistics of the population of interest.</i>			

# srs_recnt1_relationship: When you last had sex with this person, what was your relationship to that perso			
Information		[Type= discrete] [Format=numeric] [Range= 1-93] [Missing=*]	
Statistics [NW/ W]		[Valid=536 /-] [Invalid=3884 /-]	
Value	Label	Cases	Percentage
1	We were married, or in a civil partnership, or living together as a couple	31	5.8%
2	We were in a steady relationship	464	86.6%
3	We had previously been married or in a civil partnership, or living together as a couple, but were not at that time	2	0.4%
4	We had previously been in a steady relationship, but were not at that time	13	2.4%
5	We had known each other before, but were not in a steady relationship at that time	5	0.9%
6	We did not know each other at that time	6	1.1%
93	Prefer not to answer	15	2.8%
Sysmiss		3884	
<i>Warning: these figures indicate the number of cases found in the data file. They cannot be interpreted as summary statistics of the population of interest.</i>			
# srs_recnt1_currelation: What is your current relationship status with [name]? Most recent partner			
Information		[Type= discrete] [Format=numeric] [Range= 1-98] [Missing=*]	
Statistics [NW/ W]		[Valid=536 /-] [Invalid=3884 /-]	
Value	Label	Cases	Percentage
1	We are still in a relationship and will have sex again	444	82.8%
2	Our relationship is not continuing but we might have sex again	41	7.6%
3	Our relationship has completely ended	31	5.8%
93	Prefer not to answer	7	1.3%
98	Don't know	13	2.4%
Sysmiss		3884	
<i>Warning: these figures indicate the number of cases found in the data file. They cannot be interpreted as summary statistics of the population of interest.</i>			
# srs_recnt1_partnwork: What are the main kinds of work/activities [name] does/has done over the last 12			
Information		[Type= discrete] [Format=numeric] [Range= 1-98] [Missing=*]	
Statistics [NW/ W]		[Valid=536 /-] [Invalid=3884 /-]	
Value	Label	Cases	Percentage
1	Full-time employment	125	23.3%
2	No, Not employed	195	36.4%
3	Part-time employment	84	15.7%
4	Studying	124	23.1%
93	Prefer not to answer	0	
98	Don't know	8	1.5%
Sysmiss		3884	
<i>Warning: these figures indicate the number of cases found in the data file. They cannot be interpreted as summary statistics of the population of interest.</i>			
# srs_recnt1_highlevledu: What was the highest level of education of [name]? Most recent partner			
Information		[Type= discrete] [Format=numeric] [Range= 0-98] [Missing=*]	
Statistics [NW/ W]		[Valid=534 /-] [Invalid=3886 /-]	
Value	Label	Cases	Percentage
0	None	6	1.1%
1	Some primary	22	4.1%

# srs_recnt1_highlevedu: What was the highest level of education of [name]? Most recent partner			
Value	Label	Cases	Percentage
2	Some secondary	158	29.6%
3	Completed secondary/matrikulated	257	48.1%
4	Certificate	11	2.1%
5	Diploma	22	4.1%
6	Bachelors degree	25	4.7%
7	Bachelors + Diploma	1	0.2%
8	Honours	2	0.4%
93	Prefer not to answer	3	0.6%
98	Don't know	27	5.1%
Sysmiss		3886	
<i>Warning: these figures indicate the number of cases found in the data file. They cannot be interpreted as summary statistics of the population of interest.</i>			
# srs_recnt1_sharetimeago: Are you willing to share long ago did you first have sex with this person? Most			
Information	[Type= discrete] [Format=numeric] [Range= 0-98] [Missing=*]		
Statistics [NW/ W]	[Valid=536 /-] [Invalid=3884 /-]		
Value	Label	Cases	Percentage
0	No, I have never had it	0	
1	Yes	328	61.2%
2	No	175	32.6%
3	Yes, but not sure about the exact age	0	
90	I am not sure	0	
93	Prefer not to answer	25	4.7%
95	Not had sex with this partner in the last 4 weeks	0	
97	N/A	0	
98	Don't know	8	1.5%
Sysmiss		3884	
<i>Warning: these figures indicate the number of cases found in the data file. They cannot be interpreted as summary statistics of the population of interest.</i>			
# srs_recnt1_timeago: How long ago did you first have sex with this person (if you do not know, please			
Information	[Type= discrete] [Format=character] [Missing=*]		
Statistics [NW/ W]	[Valid=328 /-] [Invalid=0 /-]		
# srs_recnt1_timeagounit: Is value in. Most recent partner			
Information	[Type= discrete] [Format=numeric] [Range= 1-4] [Missing=*]		
Statistics [NW/ W]	[Valid=328 /-] [Invalid=4092 /-]		
Value	Label	Cases	Percentage
1	Days	11	3.4%
2	Weeks	9	2.7%
3	Months	63	19.2%
4	Years	245	74.7%
Sysmiss		4092	
<i>Warning: these figures indicate the number of cases found in the data file. They cannot be interpreted as summary statistics of the population of interest.</i>			
# srs_recnt1_sharelasttime: Are you willing to share when was the last time you had sex with this person? Mo			
Information	[Type= discrete] [Format=numeric] [Range= 0-98] [Missing=*]		
Statistics [NW/ W]	[Valid=536 /-] [Invalid=3884 /-]		

srs_recnt1_sharelasttime: Are you willing to share when was the last time you had sex with this person? Mo

Value	Label	Cases	Percentage
0	No, I have never had it	0	
1	Yes	384	71.6%
2	No	124	23.1%
3	Yes, but not sure about the exact age	0	
90	I am not sure	0	
93	Prefer not to answer	15	2.8%
95	Not had sex with this partner in the last 4 weeks	0	
97	N/A	0	
98	Don't know	13	2.4%
Sysmiss		3884	

Warning: these figures indicate the number of cases found in the data file. They cannot be interpreted as summary statistics of the population of interest.

srs_recnt1_lasttime: When was the last time you had sex with this person (if you do not know, please

Information	[Type= discrete] [Format=character] [Missing=*]
Statistics [NW/ W]	[Valid=383 /-] [Invalid=0 /-]

srs_recnt1_lasttimeunit: Is value in. Most recent partner

Information	[Type= discrete] [Format=numeric] [Range= 1-4] [Missing=*]
Statistics [NW/ W]	[Valid=384 /-] [Invalid=4036 /-]

Value	Label	Cases	Percentage
1	Days	123	32.0%
2	Weeks	93	24.2%
3	Months	152	39.6%
4	Years	16	4.2%
Sysmiss		4036	

Warning: these figures indicate the number of cases found in the data file. They cannot be interpreted as summary statistics of the population of interest.

srs_recnt1_shareage: Are you willing to share the age of this person? Most recent partner

Information	[Type= discrete] [Format=numeric] [Range= 0-98] [Missing=*]
Statistics [NW/ W]	[Valid=536 /-] [Invalid=3884 /-]

Value	Label	Cases	Percentage
0	No, I have never had it	0	
1	Yes	426	79.5%
2	No	73	13.6%
3	Yes, but not sure about the exact age	0	
90	I am not sure	0	
93	Prefer not to answer	15	2.8%
95	Not had sex with this partner in the last 4 weeks	0	
97	N/A	0	
98	Don't know	22	4.1%
Sysmiss		3884	

Warning: these figures indicate the number of cases found in the data file. They cannot be interpreted as summary statistics of the population of interest.

srs_recnt1_personage: How old is this person (if you do not know, please make your best guess)? [in ye

Information	[Type= discrete] [Format=character] [Missing=*]
Statistics [NW/ W]	[Valid=426 /-] [Invalid=0 /-]

# srs_recnt1_hhmember: Is this person a member of this household? Most recent partner			
Information		[Type= discrete] [Format=numeric] [Range= 0-98] [Missing=*]	
Statistics [NW/ W]		[Valid=536 /-] [Invalid=3884 /-]	
Value	Label	Cases	Percentage
0	No, I have never had it	0	
1	Yes	29	5.4%
2	No	504	94.0%
3	Yes, but not sure about the exact age	0	
90	I am not sure	0	
93	Prefer not to answer	1	0.2%
95	Not had sex with this partner in the last 4 weeks	0	
97	N/A	0	
98	Don't know	2	0.4%
Sysmiss		3884	
<i>Warning: these figures indicate the number of cases found in the data file. They cannot be interpreted as summary statistics of the population of interest.</i>			
# srs_recnt1_personreside: Where does this person normally reside? Most recent partner			
Information		[Type= discrete] [Format=numeric] [Range= 1-98] [Missing=*]	
Statistics [NW/ W]		[Valid=536 /-] [Invalid=3884 /-]	
Value	Label	Cases	Percentage
1	Same house	39	7.3%
2	Same community	196	36.6%
3	Outside the district, but in the Mpukunyoni area	162	30.2%
4	Outside the Mpukunyoni area but in Hlabisa District	38	7.1%
5	Outside the Hlabisa District but inside KwaZulu-Natal	76	14.2%
6	Outside of KwaZulu-Natal	20	3.7%
93	Prefer not to answer	4	0.7%
98	Don't know	1	0.2%
Sysmiss		3884	
<i>Warning: these figures indicate the number of cases found in the data file. They cannot be interpreted as summary statistics of the population of interest.</i>			
# srs_recnt1_isigodi: In which Isigodi does this person normally reside? Most recent partner			
Information		[Type= discrete] [Format=numeric] [Range= 1-98] [Missing=*]	
Statistics [NW/ W]		[Valid=161 /-] [Invalid=4259 /-]	
Value	Label	Cases	Percentage
1	Ebaswazini	5	3.1%
2	Esiyembeni	3	1.9%
3	Gunjaneni	7	4.3%
4	Kwahoho	3	1.9%
5	KwaMsane township	16	9.9%
6	KwaMsane reserve	9	5.6%
10	Macambini	2	1.2%
11	Machibini	12	7.5%
12	Mahunjini	3	1.9%
13	Mapheleni	1	0.6%
14	Mshaya	3	1.9%
15	Myeki	4	2.5%

# srs_recnt1_isigodi: In which Isigodi does this person normally reside? Most recent partner			
Value	Label	Cases	Percentage
16	Nkolokotho	7	4.3%
17	Nkombose	3	1.9%
18	Nomathiya	7	4.3%
19	Nqopheni	6	3.7%
20	Ogengele	4	2.5%
21	Ophaphasi	1	0.6%
22	Makhambane	1	0.6%
23	Nsolweni	2	1.2%
24	Ophondweni	6	3.7%
25	Madwaleni	3	1.9%
26	Mfekayi	12	7.5%
27	Mvutshini	1	0.6%
28	Nkundusi	0	
29	Qakwini	1	0.6%
30	Shikishela	7	4.3%
31	Nompondo	0	
93	Prefer not to answer	0	
96	Other	32	19.9%
98	Don't know	0	
Sysmiss		4259	
<i>Warning: these figures indicate the number of cases found in the data file. They cannot be interpreted as summary statistics of the population of interest.</i>			
# srs_recnt1_lastconduse: Did you use a condom the last time you had sex with this person? Most recent par			
Information	[Type= discrete] [Format=numeric] [Range= 0-98] [Missing=*]		
Statistics [NW/ W]	[Valid=536 /-] [Invalid=3884 /-]		
Value	Label	Cases	Percentage
0	No, I have never had it	0	
1	Yes	291	54.3%
2	No	243	45.3%
3	Yes, but not sure about the exact age	0	
90	I am not sure	0	
93	Prefer not to answer	2	0.4%
95	Not had sex with this partner in the last 4 weeks	0	
97	N/A	0	
98	Don't know	0	
Sysmiss		3884	
<i>Warning: these figures indicate the number of cases found in the data file. They cannot be interpreted as summary statistics of the population of interest.</i>			
# srs_recnt1_buylastcondom: If yes, who brought the condom the last time you had sex with [name]? Most recen			
Information	[Type= discrete] [Format=numeric] [Range= 1-98] [Missing=*]		
Statistics [NW/ W]	[Valid=287 /-] [Invalid=4133 /-]		
Value	Label	Cases	Percentage
1	Respondent	198	69.0%
2	Partner	81	28.2%
93	Prefer not to answer	6	2.1%
98	Don't remember	2	0.7%

# srs_recnt1_buylastcondom: If yes, who brought the condom the last time you had sex with [name]? Most recent			
Value	Label	Cases	Percentage
Systemmiss		4133	
<i>Warning: these figures indicate the number of cases found in the data file. They cannot be interpreted as summary statistics of the population of interest.</i>			
# srs_recnt1_whyastcondom: If no, why did you or [name] NOT use a condom? (last sex) Most recent partner			
Information	[Type= discrete] [Format=numeric] [Range= 1-98] [Missing=*]		
Statistics [NW/ W]	[Valid=243 /-] [Invalid=4177 /-]		
Value	Label	Cases	Percentage
1	I don't like condoms/interfere with pleasure	45	18.5%
2	My partner does not like condoms/ interfere with pleasure	19	7.8%
3	We did not have a condom/condom not available/no money	40	16.5%
4	I have no control over condom use/I was afraid of violence if suggested condoms	1	0.4%
5	I trust my partner	90	37.0%
6	I know my partner is HIV negative	15	6.2%
7	I was too drunk/My partner was too drunk	1	0.4%
8	Because he is circumcised	2	0.8%
9	I/my partner is trying to have a baby	11	4.5%
10	Because I/my partner is taking ART	1	0.4%
11	Religious reasons	0	
93	Prefer not to answer	7	2.9%
98	Don't know	11	4.5%
Systemmiss		4177	
<i>Warning: these figures indicate the number of cases found in the data file. They cannot be interpreted as summary statistics of the population of interest.</i>			
# srs_recnt1_firstconduse: The first time you had sex with [name], did you/your partner use a male or female			
Information	[Type= discrete] [Format=numeric] [Range= 0-98] [Missing=*]		
Statistics [NW/ W]	[Valid=536 /-] [Invalid=3884 /-]		
Value	Label	Cases	Percentage
0	No, I have never had it	0	
1	Yes	299	55.8%
2	No	220	41.0%
3	Yes, but not sure about the exact age	0	
90	I am not sure	0	
93	Prefer not to answer	12	2.2%
95	Not had sex with this partner in the last 4 weeks	0	
97	N/A	0	
98	Don't know	5	0.9%
Systemmiss		3884	
<i>Warning: these figures indicate the number of cases found in the data file. They cannot be interpreted as summary statistics of the population of interest.</i>			
# srs_recnt1_buyfirstcondom: If yes, who brought the condom the first time you had sex with [name]? Most recent			
Information	[Type= discrete] [Format=numeric] [Range= 1-98] [Missing=*]		
Statistics [NW/ W]	[Valid=299 /-] [Invalid=4121 /-]		
Value	Label	Cases	Percentage
1	Respondent	206	68.9%
2	Partner	89	29.8%

# srs_recnt1_buyfirstcondom: If yes, who brought the condom the first time you had sex with [name]? Most rece			
Value	Label	Cases	Percentage
93	Prefer not to answer	2	0.7%
98	Don?t remember	2	0.7%
Sysmiss		4121	
<i>Warning: these figures indicate the number of cases found in the data file. They cannot be interpreted as summary statistics of the population of interest.</i>			
# srs_recnt1_whyfirstcondom: If no, why did you or [name] NOT use a condom? (first sex) Most recent partner			
Information	[Type= discrete] [Format=numeric] [Range= 1-98] [Missing=*]		
Statistics [NW/ W]	[Valid=220 /-] [Invalid=4200 /-]		
Value	Label	Cases	Percentage
1	I don?t like condoms/interfere with pleasure	39	17.7%
2	My partner does not like condoms/ interfere with pleasure	11	5.0%
3	We did not have a condom/condom not available/no money	78	35.5%
4	I have no control over condom use/I was afraid of violence if suggested condoms	4	1.8%
5	I trust my partner	53	24.1%
6	I know my partner is HIV negative	3	1.4%
7	I was too drunk/My partner was too drunk	3	1.4%
8	Because he is circumcised	5	2.3%
9	I/my partner is trying to have a baby	7	3.2%
10	Because I/my partner is taking ART	2	0.9%
11	Religious reasons	0	
93	Prefer not to answer	6	2.7%
98	Don't know	9	4.1%
Sysmiss		4200	
<i>Warning: these figures indicate the number of cases found in the data file. They cannot be interpreted as summary statistics of the population of interest.</i>			
# srs_recnt1_freqconduse: How often have you and [name] used male or female condoms? Most recent partner			
Information	[Type= discrete] [Format=numeric] [Range= 1-93] [Missing=*]		
Statistics [NW/ W]	[Valid=536 /-] [Invalid=3884 /-]		
Value	Label	Cases	Percentage
1	All of the time	186	34.7%
2	Sometimes	279	52.1%
3	Never	68	12.7%
93	Prefer not to answer	3	0.6%
Sysmiss		3884	
<i>Warning: these figures indicate the number of cases found in the data file. They cannot be interpreted as summary statistics of the population of interest.</i>			
# srs_recnt1_aclohbefore: Did you drink alcohol before the last time you had sex with [name]? Most recent			
Information	[Type= discrete] [Format=numeric] [Range= 0-98] [Missing=*]		
Statistics [NW/ W]	[Valid=536 /-] [Invalid=3884 /-]		
Value	Label	Cases	Percentage
0	No, I have never had it	0	
1	Yes	39	7.3%
2	No	490	91.4%
3	Yes, but not sure about the exact age	0	
90	I am not sure	0	

srs_recnt1_aclohbefore: Did you drink alcohol before the last time you had sex with [name]? Most recent

Value	Label	Cases	Percentage
93	Prefer not to answer	6	1.1%
95	Not had sex with this partner in the last 4 weeks	0	
97	N/A	0	
98	Don't know	1	0.2%
Sysmiss		3884	

Warning: these figures indicate the number of cases found in the data file. They cannot be interpreted as summary statistics of the population of interest.

srs_recnt1_giftlast: The last time you had sex with [name], did you give or were you given a gift in

Information	[Type= discrete] [Format=numeric] [Range= 1-93] [Missing=*]
Statistics [NW/ W]	[Valid=536 /-] [Invalid=3884 /-]

Value	Label	Cases	Percentage
1	Yes, I received gift	24	4.5%
2	No, I did not give or receive gift	484	90.3%
3	Yes, I gave gift	14	2.6%
93	Prefer not to answer	14	2.6%
Sysmiss		3884	

Warning: these figures indicate the number of cases found in the data file. They cannot be interpreted as summary statistics of the population of interest.

srs_recnt1_moneylast: The last time you had sex with [name], did you give or were you given money in o

Information	[Type= discrete] [Format=numeric] [Range= 1-93] [Missing=*]
Statistics [NW/ W]	[Valid=535 /-] [Invalid=3885 /-]

Value	Label	Cases	Percentage
1	Yes, I received money	13	2.4%
2	No, I did not give or receive money	492	92.0%
3	Yes, I gave money	21	3.9%
93	Prefer not to answer	9	1.7%
Sysmiss		3885	

Warning: these figures indicate the number of cases found in the data file. They cannot be interpreted as summary statistics of the population of interest.

srs_recnt1_sharenumsex4wks: Are you willing to share the number of times you had sex with this person over t

Information	[Type= discrete] [Format=numeric] [Range= 0-98] [Missing=*]
Statistics [NW/ W]	[Valid=535 /-] [Invalid=3885 /-]

Value	Label	Cases	Percentage
0	No, I have never had it	0	
1	Yes	201	37.6%
2	No	0	
3	Yes, but not sure about the exact age	0	
90	I am not sure	0	
93	Prefer not to answer	117	21.9%
95	Not had sex with this partner in the last 4 weeks	217	40.6%
97	N/A	0	
98	Don't know	0	
Sysmiss		3885	

Warning: these figures indicate the number of cases found in the data file. They cannot be interpreted as summary statistics of the population of interest.

sc_recnt1_numsex4wks: Over the past four weeks, how many times have you had sex with this person? Most

Information	[Type= discrete] [Format=character] [Missing=*]
--------------------	---

# sc_recnt1_numsex4wks: Over the past four weeks, how many times have you had sex with this person? Most			
Statistics [NW/ W]		[Valid=201 /-] [Invalid=0 /-]	
# srs_recnt1_knwpartnstatus: Do you know the HIV status of [name]? Most recent partner			
Information		[Type= discrete] [Format=numeric] [Range= 0-98] [Missing=*]	
Statistics [NW/ W]		[Valid=535 /-] [Invalid=3885 /-]	
Value	Label	Cases	Percentage
0	No, I have never had it	0	
1	Yes	344	64.3%
2	No	168	31.4%
3	Yes, but not sure about the exact age	0	
90	I am not sure	0	
93	Prefer not to answer	13	2.4%
95	Not had sex with this partner in the last 4 weeks	0	
97	N/A	0	
98	Don't know	10	1.9%
Sysmiss		3885	
<i>Warning: these figures indicate the number of cases found in the data file. They cannot be interpreted as summary statistics of the population of interest.</i>			
# srs_recnt1_partnstatus: What is the HIV status of [name]? Most recent partner			
Information		[Type= discrete] [Format=numeric] [Range= 0-93] [Missing=*]	
Statistics [NW/ W]		[Valid=344 /-] [Invalid=4076 /-]	
Value	Label	Cases	Percentage
0	Negative	48	14.0%
1	Positive	283	82.3%
93	Prefer not to answer	13	3.8%
Sysmiss		4076	
<i>Warning: these figures indicate the number of cases found in the data file. They cannot be interpreted as summary statistics of the population of interest.</i>			
# srs_recnt1_howknowstatus: How did you find out their HIV status? Most recent partner			
Information		[Type= discrete] [Format=numeric] [Range= 1-96] [Missing=*]	
Statistics [NW/ W]		[Valid=344 /-] [Invalid=4076 /-]	
Value	Label	Cases	Percentage
1	Partner told me	171	49.7%
2	We tested together	103	29.9%
3	I saw/heard about the results another way	52	15.1%
5	I just know	11	3.2%
93	I prefer not to answer	7	2.0%
96	Other	0	
Sysmiss		4076	
<i>Warning: these figures indicate the number of cases found in the data file. They cannot be interpreted as summary statistics of the population of interest.</i>			
# srs_recnt1_knowstat_oth: Please specify details on other way you find out about the person's HIV status?			
Information		[Type= discrete] [Format=character] [Missing=*]	
Statistics [NW/ W]		[Valid=0 /-] [Invalid=0 /-]	
# srs_recnt1_partn_onart: Do you know if [name]is taking ART? Most recent partner			
Information		[Type= discrete] [Format=numeric] [Range= 0-98] [Missing=*]	
Statistics [NW/ W]		[Valid=48 /-] [Invalid=4372 /-]	

# srs_recnt1_partn_onart: Do you know if [name]is taking ART? Most recent partner			
Value	Label	Cases	Percentage
0	No, I have never had it	0	
1	Yes	43	89.6%
2	No	5	10.4%
3	Yes, but not sure about the exact age	0	
90	I am not sure	0	
93	Prefer not to answer	0	
95	Not had sex with this partner in the last 4 weeks	0	
97	N/A	0	
98	Don't know	0	
Sysmiss		4372	
<i>Warning: these figures indicate the number of cases found in the data file. They cannot be interpreted as summary statistics of the population of interest.</i>			
# srs_recnt1_knowyourhivstat: Does this person know your current HIV status? Most recent partner			
Information	[Type= discrete] [Format=numeric] [Range= 0-98] [Missing=*]		
Statistics [NW/ W]	[Valid=535 /-] [Invalid=3885 /-]		
Value	Label	Cases	Percentage
0	No, I have never had it	0	
1	Yes	380	71.0%
2	No	142	26.5%
3	Yes, but not sure about the exact age	0	
90	I am not sure	0	
93	Prefer not to answer	10	1.9%
95	Not had sex with this partner in the last 4 weeks	0	
97	N/A	0	
98	Don't know	3	0.6%
Sysmiss		3885	
<i>Warning: these figures indicate the number of cases found in the data file. They cannot be interpreted as summary statistics of the population of interest.</i>			
# srs_recnt1_takeprep: During your relationship with [name] in the past year, did you take PrEP to prev			
Information	[Type= discrete] [Format=numeric] [Range= 0-98] [Missing=*]		
Statistics [NW/ W]	[Valid=535 /-] [Invalid=3885 /-]		
Value	Label	Cases	Percentage
0	No, I have never had it	0	
1	Yes	27	5.0%
2	No	476	89.0%
3	Yes, but not sure about the exact age	0	
90	I am not sure	0	
93	Prefer not to answer	9	1.7%
95	Not had sex with this partner in the last 4 weeks	0	
97	N/A	0	
98	Don't know	23	4.3%
Sysmiss		3885	
<i>Warning: these figures indicate the number of cases found in the data file. They cannot be interpreted as summary statistics of the population of interest.</i>			
# srs_recnt1_no_preparas: Why did you decide not to take PrEP? Most recent partner			
Information	[Type= discrete] [Format=numeric] [Range= 1-96] [Missing=*]		

# srs_recnt1_no_preparas: Why did you decide not to take PrEP? Most recent partner			
Statistics [NW/ W]		[Valid=475 /-] [Invalid=3945 /-]	
Value	Label	Cases	Percentage
1	I do not know about it	442	93.1%
2	I do not feel that I need it	17	3.6%
3	I am worried about its side effects or safety	6	1.3%
4	It is inconvenient to go through the process at the clinic	0	
93	I prefer not to answer	9	1.9%
96	Other	1	0.2%
Sysmiss		3945	
<i>Warning: these figures indicate the number of cases found in the data file. They cannot be interpreted as summary statistics of the population of interest.</i>			
# srs_recnt1_no_prepoth: Please specify other reason for not taking PrEP. Most recent partner			
Information		[Type= discrete] [Format=character] [Missing=*]	
Statistics [NW/ W]		[Valid=1 /-] [Invalid=0 /-]	
# srs_recnt1_patnr_othsex: Over the past 12 months, during your relationships with X do you know or suspect			
Information		[Type= discrete] [Format=numeric] [Range= 1-98] [Missing=*]	
Statistics [NW/ W]		[Valid=535 /-] [Invalid=3885 /-]	
Value	Label	Cases	Percentage
1	Yes- I know with another spouse	11	2.1%
2	No, I know this partner did not have other partners	265	49.5%
3	Yes- I know with another partner or partners	38	7.1%
4	Yes- I believe there was another partner or partners	67	12.5%
93	Prefer not to answer	0	
98	Don't know	154	28.8%
Sysmiss		3885	
<i>Warning: these figures indicate the number of cases found in the data file. They cannot be interpreted as summary statistics of the population of interest.</i>			
# srs_recnt2_sexin12mths: Have you had sex with this person in the past 12 months? Second most recent part			
Information		[Type= discrete] [Format=numeric] [Range= 0-98] [Missing=*]	
Statistics [NW/ W]		[Valid=271 /-] [Invalid=4149 /-]	
Value	Label	Cases	Percentage
0	No, I have never had it	0	
1	Yes	155	57.2%
2	No	84	31.0%
3	Yes, but not sure about the exact age	0	
90	I am not sure	0	
93	Prefer not to answer	29	10.7%
95	Not had sex with this partner in the last 4 weeks	0	
97	N/A	0	
98	Don't know	3	1.1%
Sysmiss		4149	
<i>Warning: these figures indicate the number of cases found in the data file. They cannot be interpreted as summary statistics of the population of interest.</i>			
# srs_recnt2_relationship: When you last had sex with this person, what was your relationship to that perso			
Information		[Type= discrete] [Format=numeric] [Range= 1-93] [Missing=*]	
Statistics [NW/ W]		[Valid=155 /-] [Invalid=4265 /-]	

srs_recnt2_relationship: When you last had sex with this person, what was your relationship to that perso

Value	Label	Cases	Percentage
1	We were married, or in a civil partnership, or living together as a couple	10	6.5%
2	We were in a steady relationship	115	74.2%
3	We had previously been married or in a civil partnership, or living together as a couple, but were not at that time	1	0.6%
4	We had previously been in a steady relationship, but were not at that time	19	12.3%
5	We had known each other before, but were not in a steady relationship at that time	5	3.2%
6	We did not know each other at that time	2	1.3%
93	Prefer not to answer	3	1.9%
Sysmiss		4265	

Warning: these figures indicate the number of cases found in the data file. They cannot be interpreted as summary statistics of the population of interest.

srs_recnt2_currelation: What is your current relationship status with [name]? Second most recent partne

Information	[Type= discrete] [Format=numeric] [Range= 1-98] [Missing=*]
Statistics [NW/ W]	[Valid=155 /-] [Invalid=4265 /-]

Value	Label	Cases	Percentage
1	We are still in a relationship and will have sex again	91	58.7%
2	Our relationship is not continuing but we might have sex again	21	13.5%
3	Our relationship has completely ended	31	20.0%
93	Prefer not to answer	6	3.9%
98	Don?t know	6	3.9%
Sysmiss		4265	

Warning: these figures indicate the number of cases found in the data file. They cannot be interpreted as summary statistics of the population of interest.

srs_recnt2_partnwork: What are the main kinds of work/activities [name] does/has done over the last 12

Information	[Type= discrete] [Format=numeric] [Range= 1-98] [Missing=*]
Statistics [NW/ W]	[Valid=155 /-] [Invalid=4265 /-]

Value	Label	Cases	Percentage
1	Full-time employment	30	19.4%
2	No, Not employeed	55	35.5%
3	Part-time employment	18	11.6%
4	Studying	45	29.0%
93	Prefer not to answer	0	
98	Don't know	7	4.5%
Sysmiss		4265	

Warning: these figures indicate the number of cases found in the data file. They cannot be interpreted as summary statistics of the population of interest.

srs_recnt2_highlevledu: What was the highest level of education of [name]? Second most recent partner

Information	[Type= discrete] [Format=numeric] [Range= 0-98] [Missing=*]
Statistics [NW/ W]	[Valid=155 /-] [Invalid=4265 /-]

Value	Label	Cases	Percentage
0	None	5	3.2%
1	Some primary	6	3.9%
2	Some secondary	45	29.0%
3	Completed secondary/matrikulated	66	42.6%

# srs_recnt2_highlevledu: What was the highest level of education of [name]? Second most recent partner			
Value	Label	Cases	Percentage
4	Certificate	7	4.5%
5	Diploma	5	3.2%
6	Bachelors degree	4	2.6%
7	Bachelors + Diploma	0	
8	Honours	0	
93	Prefer not to answer	2	1.3%
98	Don't know	15	9.7%
Sysmiss		4265	

Warning: these figures indicate the number of cases found in the data file. They cannot be interpreted as summary statistics of the population of interest.

# srs_recnt2_sharetimeago: Are you willing to share long ago did you first have sex with this person? Secon			
Information	[Type= discrete] [Format=numeric] [Range= 0-98] [Missing=*]		
Statistics [NW/ W]	[Valid=155 /-] [Invalid=4265 /-]		
Value	Label	Cases	Percentage
0	No, I have never had it	0	
1	Yes	78	50.3%
2	No	65	41.9%
3	Yes, but not sure about the exact age	0	
90	I am not sure	0	
93	Prefer not to answer	8	5.2%
95	Not had sex with this partner in the last 4 weeks	0	
97	N/A	0	
98	Don't know	4	2.6%
Sysmiss		4265	

Warning: these figures indicate the number of cases found in the data file. They cannot be interpreted as summary statistics of the population of interest.

# srs_recnt2_timeago: How long ago did you first have sex with this person (if you do not know, please	
Information	[Type= discrete] [Format=character] [Missing=*]
Statistics [NW/ W]	[Valid=78 /-] [Invalid=0 /-]

# srs_recnt2_timeagounit: Is value in. Second most recent partner			
Information		[Type= discrete] [Format=numeric] [Range= 1-4] [Missing=*]	
Statistics [NW/ W]		[Valid=78 /-] [Invalid=4342 /-]	
Value	Label	Cases	Percentage
1	Days	3	3.8%
2	Weeks	6	7.7%
3	Months	23	29.5%
4	Years	46	59.0%
Sysmiss		4342	
<i>Warning: these figures indicate the number of cases found in the data file. They cannot be interpreted as summary statistics of the population of interest.</i>			
# srs_recnt2_sharelasttime: Are you willing to share when was the last time you had sex with this person? Se			
Information		[Type= discrete] [Format=numeric] [Range= 0-98] [Missing=*]	
Statistics [NW/ W]		[Valid=155 /-] [Invalid=4265 /-]	
Value	Label	Cases	Percentage
0	No, I have never had it	0	
1	Yes	88	56.8%
2	No	53	34.2%
3	Yes, but not sure about the exact age	0	
90	I am not sure	0	
93	Prefer not to answer	8	5.2%
95	Not had sex with this partner in the last 4 weeks	0	
97	N/A	0	
98	Don't know	6	3.9%
Sysmiss		4265	
<i>Warning: these figures indicate the number of cases found in the data file. They cannot be interpreted as summary statistics of the population of interest.</i>			
# srs_recnt2_lasttime: When was the last time you had sex with this person (if you do not know, please			
Information		[Type= discrete] [Format=character] [Missing=*]	
Statistics [NW/ W]		[Valid=88 /-] [Invalid=0 /-]	
# srs_recnt2_lasttimeunit: Is value in. Second most recent partner			
Information		[Type= discrete] [Format=numeric] [Range= 1-4] [Missing=*]	
Statistics [NW/ W]		[Valid=88 /-] [Invalid=4332 /-]	
Value	Label	Cases	Percentage
1	Days	19	21.6%
2	Weeks	19	21.6%
3	Months	45	51.1%
4	Years	5	5.7%
Sysmiss		4332	
<i>Warning: these figures indicate the number of cases found in the data file. They cannot be interpreted as summary statistics of the population of interest.</i>			
# srs_recnt2_shareage: Are you willing to share the age of this person? Second most recent partner			
Information		[Type= discrete] [Format=numeric] [Range= 0-98] [Missing=*]	
Statistics [NW/ W]		[Valid=155 /-] [Invalid=4265 /-]	
Value	Label	Cases	Percentage
0	No, I have never had it	0	
1	Yes	107	69.0%

# srs_recnt2_shareage: Are you willing to share the age of this person? Second most recent partner			
Value	Label	Cases	Percentage
2	No	36	23.2%
3	Yes, but not sure about the exact age	0	
90	I am not sure	0	
93	Prefer not to answer	6	3.9%
95	Not had sex with this partner in the last 4 weeks	0	
97	N/A	0	
98	Don't know	6	3.9%
Sysmiss		4265	
<i>Warning: these figures indicate the number of cases found in the data file. They cannot be interpreted as summary statistics of the population of interest.</i>			
# srs_recnt2_personage: How old is this person (if you do not know, please make your best guess)? [in ye			
Information	[Type= discrete] [Format=character] [Missing=*]		
Statistics [NW/ W]	[Valid=107 /-] [Invalid=0 /-]		
# srs_recnt2_hhmember: Is this person a member of this household? Second most recent partner			
Information	[Type= discrete] [Format=numeric] [Range= 0-98] [Missing=*]		
Statistics [NW/ W]	[Valid=155 /-] [Invalid=4265 /-]		
Value	Label	Cases	Percentage
0	No, I have never had it	0	
1	Yes	4	2.6%
2	No	146	94.2%
3	Yes, but not sure about the exact age	0	
90	I am not sure	0	
93	Prefer not to answer	4	2.6%
95	Not had sex with this partner in the last 4 weeks	0	
97	N/A	0	
98	Don't know	1	0.6%
Sysmiss		4265	
<i>Warning: these figures indicate the number of cases found in the data file. They cannot be interpreted as summary statistics of the population of interest.</i>			
# srs_recnt2_personreside: Where does this person normally reside? Second most recent partner			
Information	[Type= discrete] [Format=numeric] [Range= 1-98] [Missing=*]		
Statistics [NW/ W]	[Valid=155 /-] [Invalid=4265 /-]		
Value	Label	Cases	Percentage
1	Same house	1	0.6%
2	Same community	56	36.1%
3	Outside the district, but in the Mpukunyoni area	53	34.2%
4	Outside the Mpukunyoni area but in Hlabisa District	17	11.0%
5	Outside the Hlabisa District but inside KwaZulu-Natal	19	12.3%
6	Outside of KwaZulu-Natal	5	3.2%
93	Prefer not to answer	3	1.9%
98	Don't know	1	0.6%
Sysmiss		4265	
<i>Warning: these figures indicate the number of cases found in the data file. They cannot be interpreted as summary statistics of the population of interest.</i>			
# srs_recnt2_isigodi: In which Isigodi does this person normally reside? Second most recent partner			
Information	[Type= discrete] [Format=numeric] [Range= 1-98] [Missing=*]		

srs_recnt2_isigodi: In which Isigodi does this person normally reside? Second most recent partner

Value	Label	Cases	Percentage
1	Ebaswazini	4	7.5%
2	Esiyembeni	4	7.5%
3	Gunjaneni	5	9.4%
4	Kwahoho	0	
5	KwaMsane township	2	3.8%
6	KwaMsane reserve	8	15.1%
10	Macambini	0	
11	Machibini	3	5.7%
12	Mahunjini	0	
13	Mapheleni	2	3.8%
14	Mshaya	0	
15	Myeki	3	5.7%
16	Nkolokotho	1	1.9%
17	Nkombose	4	7.5%
18	Nomathiya	0	
19	Nqopheni	1	1.9%
20	Ogengele	1	1.9%
21	Ophaphasi	0	
22	Makhambane	1	1.9%
23	Nsolweni	1	1.9%
24	Ophondweni	0	
25	Madwaleni	0	
26	Mfekayi	7	13.2%
27	Mvutshini	0	
28	Nkundusi	0	
29	Qakwini	0	
30	Shikishela	2	3.8%
31	Nompondo	0	
93	Prefer not to answer	0	
96	Other	4	7.5%
98	Don't know	0	
Sysmiss		4367	

Warning: these figures indicate the number of cases found in the data file. They cannot be interpreted as summary statistics of the population of interest.

srs_recnt2_lastconduse: Did you use a condom the last time you had sex with this person? Second most rec

Value	Label	Cases	Percentage
0	No, I have never had it	0	
1	Yes	98	63.2%
2	No	52	33.5%
3	Yes, but not sure about the exact age	0	
90	I am not sure	0	
93	Prefer not to answer	5	3.2%

srs_recnt2_lastconduse: Did you use a condom the last time you had sex with this person? Second most rec

Value	Label	Cases	Percentage
95	Not had sex with this partner in the last 4 weeks	0	
97	N/A	0	
98	Don't know	0	
Sysmiss		4265	

Warning: these figures indicate the number of cases found in the data file. They cannot be interpreted as summary statistics of the population of interest.

srs_recnt2_buylastcondom: If yes, who brought the condom the last time you had sex with [name]? Second mos

Information	[Type= discrete] [Format=numeric] [Range= 1-98] [Missing=*]
Statistics [NW/ W]	[Valid=98 /-] [Invalid=4322 /-]

Value	Label	Cases	Percentage
1	Respondent	75	76.5%
2	Partner	18	18.4%
93	Prefer not to answer	4	4.1%
98	Don?t remember	1	1.0%
Sysmiss		4322	

Warning: these figures indicate the number of cases found in the data file. They cannot be interpreted as summary statistics of the population of interest.

srs_recnt2_whyastcondom: If no, why did you or [name] NOT use a condom? (last sex) Second most recent par

Information	[Type= discrete] [Format=numeric] [Range= 1-98] [Missing=*]
Statistics [NW/ W]	[Valid=52 /-] [Invalid=4368 /-]

Value	Label	Cases	Percentage
1	I don?t like condoms/interfere with pleasure	14	26.9%
2	My partner does not like condoms/ interfere with pleasure	7	13.5%
3	We did not have a condom/condom not available/no money	8	15.4%
4	I have no control over condom use/I was afraid of violence if suggested condoms	0	
5	I trust my partner	17	32.7%
6	I know my partner is HIV negative	1	1.9%
7	I was too drunk/My partner was too drunk	1	1.9%
8	Because he is circumcised	0	
9	I/my partner is trying to have a baby	0	
10	Because I/my partner is taking ART	0	
11	Religious reasons	0	
93	Prefer not to answer	2	3.8%
98	Don't know	2	3.8%
Sysmiss		4368	

Warning: these figures indicate the number of cases found in the data file. They cannot be interpreted as summary statistics of the population of interest.

srs_recnt2_firstconduse: The first time you had sex with [name], did you/your partner use a male or femal

Information	[Type= discrete] [Format=numeric] [Range= 0-98] [Missing=*]
Statistics [NW/ W]	[Valid=155 /-] [Invalid=4265 /-]

Value	Label	Cases	Percentage
0	No, I have never had it	0	
1	Yes	97	62.6%
2	No	49	31.6%
3	Yes, but not sure about the exact age	0	

# srs_recnt2_firstconduse: The first time you had sex with [name], did you/your partner use a male or femal			
Value	Label	Cases	Percentage
90	I am not sure	0	
93	Prefer not to answer	7	4.5%
95	Not had sex with this partner in the last 4 weeks	0	
97	N/A	0	
98	Don't know	2	1.3%
Sysmiss		4265	
<i>Warning: these figures indicate the number of cases found in the data file. They cannot be interpreted as summary statistics of the population of interest.</i>			
# srs_recnt2_buyfirstcondom: If yes, who brought the condom the first time you had sex with [name]? Second mo			
Information	[Type= discrete] [Format=numeric] [Range= 1-98] [Missing=*]		
Statistics [NW/ W]	[Valid=97 /-] [Invalid=4323 /-]		
Value	Label	Cases	Percentage
1	Respondent	71	73.2%
2	Partner	20	20.6%
93	Prefer not to answer	3	3.1%
98	Don?t remember	3	3.1%
Sysmiss		4323	
<i>Warning: these figures indicate the number of cases found in the data file. They cannot be interpreted as summary statistics of the population of interest.</i>			
# srs_recnt2_whyfirstcondom: If no, why did you or [name] NOT use a condom? (first sex) Second most recent pa			
Information	[Type= discrete] [Format=numeric] [Range= 1-98] [Missing=*]		
Statistics [NW/ W]	[Valid=49 /-] [Invalid=4371 /-]		
Value	Label	Cases	Percentage
1	I don?t like condoms/interfere with pleasure	13	26.5%
2	My partner does not like condoms/ interfere with pleasure	4	8.2%
3	We did not have a condom/condom not available/no money	12	24.5%
4	I have no control over condom use/I was afraid of violence if suggested condoms	0	
5	I trust my partner	13	26.5%
6	I know my partner is HIV negative	1	2.0%
7	I was too drunk/My partner was too drunk	1	2.0%
8	Because he is circumcised	0	
9	I/my partner is trying to have a baby	0	
10	Because I/my partner is taking ART	0	
11	Religious reasons	0	
93	Prefer not to answer	0	
98	Don't know	5	10.2%
Sysmiss		4371	
<i>Warning: these figures indicate the number of cases found in the data file. They cannot be interpreted as summary statistics of the population of interest.</i>			
# srs_recnt2_freqconduse: How often have you and [name] used male or female condoms? Second most recent pa			
Information	[Type= discrete] [Format=numeric] [Range= 1-93] [Missing=*]		
Statistics [NW/ W]	[Valid=155 /-] [Invalid=4265 /-]		
Value	Label	Cases	Percentage
1	All of the time	62	40.0%
2	Sometimes	63	40.6%

# srs_recnt2_freqconduse: How often have you and [name] used male or female condoms? Second most recent pa			
Value	Label	Cases	Percentage
3	Never	22	14.2%
93	Prefer not to answer	8	5.2%
Sysmiss		4265	
<i>Warning: these figures indicate the number of cases found in the data file. They cannot be interpreted as summary statistics of the population of interest.</i>			
# srs_recnt2_aclohbefore: Did you drink alcohol before the last time you had sex with [name]? Second most			
Information		[Type= discrete] [Format=numeric] [Range= 0-98] [Missing=*]	
Statistics [NW/ W]		[Valid=155 /-] [Invalid=4265 /-]	
Value	Label	Cases	Percentage
0	No, I have never had it	0	
1	Yes	18	11.6%
2	No	132	85.2%
3	Yes, but not sure about the exact age	0	
90	I am not sure	0	
93	Prefer not to answer	5	3.2%
95	Not had sex with this partner in the last 4 weeks	0	
97	N/A	0	
98	Don't know	0	
Sysmiss		4265	
<i>Warning: these figures indicate the number of cases found in the data file. They cannot be interpreted as summary statistics of the population of interest.</i>			
# srs_recnt2_giftlast: The last time you had sex with [name], did you give or were you given a gift in			
Information		[Type= discrete] [Format=numeric] [Range= 1-93] [Missing=*]	
Statistics [NW/ W]		[Valid=155 /-] [Invalid=4265 /-]	
Value	Label	Cases	Percentage
1	Yes, I received gift	7	4.5%
2	No, I did not give or receive gift	134	86.5%
3	Yes, I gave gift	7	4.5%
93	Prefer not to answer	7	4.5%
Sysmiss		4265	
<i>Warning: these figures indicate the number of cases found in the data file. They cannot be interpreted as summary statistics of the population of interest.</i>			
# srs_recnt2_moneylast: The last time you had sex with [name], did you give or were you given money in o			
Information		[Type= discrete] [Format=numeric] [Range= 1-93] [Missing=*]	
Statistics [NW/ W]		[Valid=155 /-] [Invalid=4265 /-]	
Value	Label	Cases	Percentage
1	Yes, I received money	7	4.5%
2	No, I did not give or receive money	136	87.7%
3	Yes, I gave money	6	3.9%
93	Prefer not to answer	6	3.9%
Sysmiss		4265	
<i>Warning: these figures indicate the number of cases found in the data file. They cannot be interpreted as summary statistics of the population of interest.</i>			
# srs_recnt2_sharenumsex4wks: Are you willing to share the number of times you had sex with this person over t			
Information		[Type= discrete] [Format=numeric] [Range= 0-98] [Missing=*]	
Statistics [NW/ W]		[Valid=155 /-] [Invalid=4265 /-]	

srs_recnt2_sharenumsex4wks: Are you willing to share the number of times you had sex with this person over t

Value	Label	Cases	Percentage
0	No, I have never had it	0	
1	Yes	45	29.0%
2	No	0	
3	Yes, but not sure about the exact age	0	
90	I am not sure	0	
93	Prefer not to answer	42	27.1%
95	Not had sex with this partner in the last 4 weeks	68	43.9%
97	N/A	0	
98	Don't know	0	
Sysmiss		4265	

Warning: these figures indicate the number of cases found in the data file. They cannot be interpreted as summary statistics of the population of interest.

sc_recnt2_numsex4wks: Over the past four weeks, how many times have you had sex with this person? Seco

Information	[Type= discrete] [Format=character] [Missing=*]
Statistics [NW/ W]	[Valid=45 /-] [Invalid=0 /-]

srs_recnt2_knwpartnstatus: Do you know the HIV status of [name]? Second most recent partner

Information	[Type= discrete] [Format=numeric] [Range= 0-98] [Missing=*]
Statistics [NW/ W]	[Valid=155 /-] [Invalid=4265 /-]

Value	Label	Cases	Percentage
0	No, I have never had it	0	
1	Yes	69	44.5%
2	No	72	46.5%
3	Yes, but not sure about the exact age	0	
90	I am not sure	0	
93	Prefer not to answer	9	5.8%
95	Not had sex with this partner in the last 4 weeks	0	
97	N/A	0	
98	Don't know	5	3.2%
Sysmiss		4265	

Warning: these figures indicate the number of cases found in the data file. They cannot be interpreted as summary statistics of the population of interest.

srs_recnt2_partnstatus: What is the HIV status of [name]? Second most recent partner

Information	[Type= discrete] [Format=numeric] [Range= 0-93] [Missing=*]
Statistics [NW/ W]	[Valid=69 /-] [Invalid=4351 /-]

Value	Label	Cases	Percentage
0	Negative	9	13.0%
1	Positive	54	78.3%
93	Prefer not to answer	6	8.7%
Sysmiss		4351	

Warning: these figures indicate the number of cases found in the data file. They cannot be interpreted as summary statistics of the population of interest.

srs_recnt2_howknowstatus: How did you find out their HIV status? Second most recent partner

Information	[Type= discrete] [Format=numeric] [Range= 1-96] [Missing=*]
Statistics [NW/ W]	[Valid=68 /-] [Invalid=4352 /-]

srs_recnt2_howknowstatus: How did you find out their HIV status? Second most recent partner

Value	Label	Cases	Percentage
1	Partner told me	36	52.9%
2	We tested together	13	19.1%
3	I saw/heard about the results another way	9	13.2%
5	I just know	7	10.3%
93	I prefer not to answer	2	2.9%
96	Other	1	1.5%
Sysmiss		4352	

Warning: these figures indicate the number of cases found in the data file. They cannot be interpreted as summary statistics of the population of interest.

srs_recnt2_knowstat_oth: Please specify details on other way you find out about the person's HIV status?

Information	[Type= discrete] [Format=character] [Missing=*]
Statistics [NW/ W]	[Valid=1 /-] [Invalid=0 /-]

srs_recnt2_partn_onart: Do you know if [name]is taking ART? Second most recent partner

Information	[Type= discrete] [Format=numeric] [Range= 0-98] [Missing=*]
Statistics [NW/ W]	[Valid=9 /-] [Invalid=4411 /-]

Value	Label	Cases	Percentage
0	No, I have never had it	0	
1	Yes	6	66.7%
2	No	3	33.3%
3	Yes, but not sure about the exact age	0	
90	I am not sure	0	
93	Prefer not to answer	0	
95	Not had sex with this partner in the last 4 weeks	0	
97	N/A	0	
98	Don't know	0	
Sysmiss		4411	

Warning: these figures indicate the number of cases found in the data file. They cannot be interpreted as summary statistics of the population of interest.

srs_recnt2_knowyourhivstat: Does this person know your current HIV status? Second most recent partner

Information	[Type= discrete] [Format=numeric] [Range= 0-98] [Missing=*]
Statistics [NW/ W]	[Valid=155 /-] [Invalid=4265 /-]

Value	Label	Cases	Percentage
0	No, I have never had it	0	
1	Yes	77	49.7%
2	No	65	41.9%
3	Yes, but not sure about the exact age	0	
90	I am not sure	0	
93	Prefer not to answer	7	4.5%
95	Not had sex with this partner in the last 4 weeks	0	
97	N/A	0	
98	Don't know	6	3.9%
Sysmiss		4265	

Warning: these figures indicate the number of cases found in the data file. They cannot be interpreted as summary statistics of the population of interest.

srs_recnt2_takeprep: During your relationship with [name] in the past year, did you take PrEP to prev

Information	[Type= discrete] [Format=numeric] [Range= 0-98] [Missing=*]
-------------	---

# srs_recnt2_takeprep: During your relationship with [name] in the past year, did you take PrEP to prev			
Statistics [NW/ W]		[Valid=155 /-] [Invalid=4265 /-]	
Value	Label	Cases	Percentage
0	No, I have never had it	0	
1	Yes	12	7.7%
2	No	129	83.2%
3	Yes, but not sure about the exact age	0	
90	I am not sure	0	
93	Prefer not to answer	6	3.9%
95	Not had sex with this partner in the last 4 weeks	0	
97	N/A	0	
98	Don't know	8	5.2%
Sysmiss		4265	
<i>Warning: these figures indicate the number of cases found in the data file. They cannot be interpreted as summary statistics of the population of interest.</i>			
# srs_recnt2_no_prepreas: Why did you decide not to take PrEP? Second most recent partner			
Information		[Type= discrete] [Format=numeric] [Range= 1-96] [Missing=*]	
Statistics [NW/ W]		[Valid=129 /-] [Invalid=4291 /-]	
Value	Label	Cases	Percentage
1	I do not know about it	124	96.1%
2	I do not feel that I need it	2	1.6%
3	I am worried about its side effects or safety	0	
4	It is inconvenient to go through the process at the clinic	1	0.8%
93	I prefer not to answer	2	1.6%
96	Other	0	
Sysmiss		4291	
<i>Warning: these figures indicate the number of cases found in the data file. They cannot be interpreted as summary statistics of the population of interest.</i>			
# srs_recnt2_no_prepoth: Please specify other reason for not taking PREP. Second most recent partner			
Information		[Type= discrete] [Format=character] [Missing=*]	
Statistics [NW/ W]		[Valid=0 /-] [Invalid=0 /-]	
# srs_recnt2_patnr_othsex: Over the past 12 months, during your relationships with X do you know or suspect			
Information		[Type= discrete] [Format=numeric] [Range= 1-98] [Missing=*]	
Statistics [NW/ W]		[Valid=155 /-] [Invalid=4265 /-]	
Value	Label	Cases	Percentage
1	Yes- I know with another spouse	6	3.9%
2	No, I know this partner did not have other partners	47	30.3%
3	Yes- I know with another partner or partners	16	10.3%
4	Yes- I believe there was another partner or partners	38	24.5%
93	Prefer not to answer	0	
98	Don't know	48	31.0%
Sysmiss		4265	
<i>Warning: these figures indicate the number of cases found in the data file. They cannot be interpreted as summary statistics of the population of interest.</i>			
# srs_recnt3_sexin12mths: Have you had sex with this person in the past 12 months? Third most recent partn			
Information		[Type= discrete] [Format=numeric] [Range= 0-98] [Missing=*]	
Statistics [NW/ W]		[Valid=137 /-] [Invalid=4283 /-]	

srs_recnt3_sexin12mths: Have you had sex with this person in the past 12 months? Third most recent partn

Value	Label	Cases	Percentage
0	No, I have never had it	0	
1	Yes	60	43.8%
2	No	56	40.9%
3	Yes, but not sure about the exact age	0	
90	I am not sure	0	
93	Prefer not to answer	21	15.3%
95	Not had sex with this partner in the last 4 weeks	0	
97	N/A	0	
98	Don't know	0	
Sysmiss		4283	

Warning: these figures indicate the number of cases found in the data file. They cannot be interpreted as summary statistics of the population of interest.

srs_recnt3_relationship: When you last had sex with this person, what was your relationship to that perso

Information	[Type= discrete] [Format=numeric] [Range= 1-93] [Missing=*]
Statistics [NW/ W]	[Valid=60 /-] [Invalid=4360 /-]

Value	Label	Cases	Percentage
1	We were married, or in a civil partnership, or living together as a couple	3	5.0%
2	We were in a steady relationship	44	73.3%
3	We had previously been married or in a civil partnership, or living together as a couple, but were not at that time	0	
4	We had previously been in a steady relationship, but were not at that time	7	11.7%
5	We had known each other before, but were not in a steady relationship at that time	3	5.0%
6	We did not know each other at that time	2	3.3%
93	Prefer not to answer	1	1.7%
Sysmiss		4360	

Warning: these figures indicate the number of cases found in the data file. They cannot be interpreted as summary statistics of the population of interest.

srs_recnt3_currelation: What is your current relationship status with [name]? Third most recent partner

Information	[Type= discrete] [Format=numeric] [Range= 1-98] [Missing=*]
Statistics [NW/ W]	[Valid=60 /-] [Invalid=4360 /-]

Value	Label	Cases	Percentage
1	We are still in a relationship and will have sex again	29	48.3%
2	Our relationship is not continuing but we might have sex again	11	18.3%
3	Our relationship has completely ended	14	23.3%
93	Prefer not to answer	1	1.7%
98	Don?t know	5	8.3%
Sysmiss		4360	

Warning: these figures indicate the number of cases found in the data file. They cannot be interpreted as summary statistics of the population of interest.

srs_recnt3_partnwork: What are the main kinds of work/activities [name] does/has done over the last 12

Information	[Type= discrete] [Format=numeric] [Range= 1-98] [Missing=*]
Statistics [NW/ W]	[Valid=60 /-] [Invalid=4360 /-]

Value	Label	Cases	Percentage
1	Full-time employment	10	16.7%

srs_recnt3_partnwork: What are the main kinds of work/activities [name] does/has done over the last 12

Value	Label	Cases	Percentage
2	No, Not employed	19	31.7%
3	Part-time employment	5	8.3%
4	Studying	23	38.3%
93	Prefer not to answer	0	
98	Don't know	3	5.0%
Sysmiss		4360	

Warning: these figures indicate the number of cases found in the data file. They cannot be interpreted as summary statistics of the population of interest.

srs_recnt3_highlevledu: What was the highest level of education of [name]? Third most recent partner

Information	[Type= discrete] [Format=numeric] [Range= 0-98] [Missing=*]
Statistics [NW/ W]	[Valid=60 /-] [Invalid=4360 /-]

Value	Label	Cases	Percentage
0	None	0	
1	Some primary	1	1.7%
2	Some secondary	22	36.7%
3	Completed secondary/matrikulated	24	40.0%
4	Certificate	1	1.7%
5	Diploma	3	5.0%
6	Bachelors degree	2	3.3%
7	Bachelors + Diploma	1	1.7%
8	Honours	0	
93	Prefer not to answer	1	1.7%
98	Don't know	5	8.3%
Sysmiss		4360	

Warning: these figures indicate the number of cases found in the data file. They cannot be interpreted as summary statistics of the population of interest.

srs_recnt3_sharetimeago: Are you willing to share long ago did you first have sex with this person? Third

Information	[Type= discrete] [Format=numeric] [Range= 0-98] [Missing=*]
Statistics [NW/ W]	[Valid=60 /-] [Invalid=4360 /-]

Value	Label	Cases	Percentage
0	No, I have never had it	0	
1	Yes	29	48.3%
2	No	25	41.7%
3	Yes, but not sure about the exact age	0	
90	I am not sure	0	
93	Prefer not to answer	5	8.3%
95	Not had sex with this partner in the last 4 weeks	0	
97	N/A	0	
98	Don't know	1	1.7%
Sysmiss		4360	

Warning: these figures indicate the number of cases found in the data file. They cannot be interpreted as summary statistics of the population of interest.

srs_recnt3_timeago: How long ago did you first have sex with this person (if you do not know, please

Information	[Type= discrete] [Format=character] [Missing=*]
Statistics [NW/ W]	[Valid=29 /-] [Invalid=0 /-]

# srs_recnt3_timeagounit: Is value in. Third most recent partner			
Information	[Type= discrete] [Format=numeric] [Range= 1-4] [Missing=*]		
Statistics [NW/ W]	[Valid=29 /-] [Invalid=4391 /-]		
Value	Label	Cases	Percentage
1	Days	1	3.4%
2	Weeks	3	10.3%
3	Months	9	31.0%
4	Years	16	55.2%
Sysmiss		4391	
<i>Warning: these figures indicate the number of cases found in the data file. They cannot be interpreted as summary statistics of the population of interest.</i>			
# srs_recnt3_sharelasttime: Are you willing to share when was the last time you had sex with this person? Th			
Information	[Type= discrete] [Format=numeric] [Range= 0-98] [Missing=*]		
Statistics [NW/ W]	[Valid=60 /-] [Invalid=4360 /-]		
Value	Label	Cases	Percentage
0	No, I have never had it	0	
1	Yes	33	55.0%
2	No	24	40.0%
3	Yes, but not sure about the exact age	0	
90	I am not sure	0	
93	Prefer not to answer	2	3.3%
95	Not had sex with this partner in the last 4 weeks	0	
97	N/A	0	
98	Don't know	1	1.7%
Sysmiss		4360	
<i>Warning: these figures indicate the number of cases found in the data file. They cannot be interpreted as summary statistics of the population of interest.</i>			
# srs_recnt3_lasttime: When was the last time you had sex with this person (if you do not know, please			
Information	[Type= discrete] [Format=character] [Missing=*]		
Statistics [NW/ W]	[Valid=33 /-] [Invalid=0 /-]		
# srs_recnt3_lasttimeunit: Is value in. Third most recent partner			
Information	[Type= discrete] [Format=numeric] [Range= 1-4] [Missing=*]		
Statistics [NW/ W]	[Valid=33 /-] [Invalid=4387 /-]		
Value	Label	Cases	Percentage
1	Days	7	21.2%
2	Weeks	4	12.1%
3	Months	20	60.6%
4	Years	2	6.1%
Sysmiss		4387	
<i>Warning: these figures indicate the number of cases found in the data file. They cannot be interpreted as summary statistics of the population of interest.</i>			
# srs_recnt3_shareage: Are you willing to share the age of this person? Third most recent partner			
Information	[Type= discrete] [Format=numeric] [Range= 0-98] [Missing=*]		
Statistics [NW/ W]	[Valid=60 /-] [Invalid=4360 /-]		
Value	Label	Cases	Percentage
0	No, I have never had it	0	
1	Yes	36	60.0%

# srs_recnt3_shareage: Are you willing to share the age of this person? Third most recent partner			
Value	Label	Cases	Percentage
2	No	16	26.7%
3	Yes, but not sure about the exact age	0	
90	I am not sure	0	
93	Prefer not to answer	4	6.7%
95	Not had sex with this partner in the last 4 weeks	0	
97	N/A	0	
98	Don't know	4	6.7%
Sysmiss		4360	
<i>Warning: these figures indicate the number of cases found in the data file. They cannot be interpreted as summary statistics of the population of interest.</i>			
# srs_recnt3_personage: How old is this person (if you do not know, please make your best guess)? [in ye			
Information	[Type= discrete] [Format=character] [Missing=*]		
Statistics [NW/ W]	[Valid=36 /-] [Invalid=0 /-]		
# srs_recnt3_personreside: Is this person a member of this household? Third most recent partner			
Information	[Type= discrete] [Format=numeric] [Range= 1-98] [Missing=*]		
Statistics [NW/ W]	[Valid=60 /-] [Invalid=4360 /-]		
Value	Label	Cases	Percentage
1	Same house	2	3.3%
2	Same community	31	51.7%
3	Outside the district, but in the Mpukunyoni area	10	16.7%
4	Outside the Mpukunyoni area but in Hlabisa District	4	6.7%
5	Outside the Hlabisa District but inside KwaZulu-Natal	10	16.7%
6	Outside of KwaZulu-Natal	2	3.3%
93	Prefer not to answer	0	
98	Don?t know	1	1.7%
Sysmiss		4360	
<i>Warning: these figures indicate the number of cases found in the data file. They cannot be interpreted as summary statistics of the population of interest.</i>			
# srs_recnt3_hhmember: Where does this person normally reside? Third most recent partner			
Information	[Type= discrete] [Format=numeric] [Range= 0-98] [Missing=*]		
Statistics [NW/ W]	[Valid=60 /-] [Invalid=4360 /-]		
Value	Label	Cases	Percentage
0	No, I have never had it	0	
1	Yes	4	6.7%
2	No	55	91.7%
3	Yes, but not sure about the exact age	0	
90	I am not sure	0	
93	Prefer not to answer	1	1.7%
95	Not had sex with this partner in the last 4 weeks	0	
97	N/A	0	
98	Don't know	0	
Sysmiss		4360	
<i>Warning: these figures indicate the number of cases found in the data file. They cannot be interpreted as summary statistics of the population of interest.</i>			
# srs_recnt3_isigodi: In which Isigodi does this person normally reside? Third most recent partner			
Information	[Type= discrete] [Format=numeric] [Range= 1-98] [Missing=*]		

srs_recnt3_isigodi: In which Isigodi does this person normally reside? Third most recent partner

Statistics [NW/ W] [Valid=10 /-] [Invalid=4410 /-]

Value	Label	Cases	Percentage
1	Ebaswazini	0	
2	Esiyembeni	0	
3	Gunjaneni	2	20.0%
4	Kwahoho	0	
5	KwaMsane township	2	20.0%
6	KwaMsane reserve	0	
10	Macambini	0	
11	Machibini	0	
12	Mahunjini	0	
13	Mapheleni	0	
14	Mshaya	1	10.0%
15	Myeki	0	
16	Nkolokotho	0	
17	Nkombose	0	
18	Nomathiya	3	30.0%
19	Nqopheni	0	
20	Ogengele	0	
21	Ophaphasi	0	
22	Makhambane	1	10.0%
23	Nsolweni	0	
24	Ophondweni	1	10.0%
25	Madwaleni	0	
26	Mfekayi	0	
27	Mvutshini	0	
28	Nkundusi	0	
29	Qakwini	0	
30	Shikishela	0	
31	Nompondo	0	
93	Prefer not to answer	0	
96	Other	0	
98	Don't know	0	
Sysmiss		4410	

Warning: these figures indicate the number of cases found in the data file. They cannot be interpreted as summary statistics of the population of interest.

srs_recnt3_lastconduse: Did you use a condom the last time you had sex with this person? Third most rece

Information [Type= discrete] [Format=numeric] [Range= 0-98] [Missing=*]

Statistics [NW/ W] [Valid=60 /-] [Invalid=4360 /-]

Value	Label	Cases	Percentage
0	No, I have never had it	0	
1	Yes	36	60.0%
2	No	22	36.7%
3	Yes, but not sure about the exact age	0	
90	I am not sure	0	
93	Prefer not to answer	0	

srs_recnt3_lastconduse: Did you use a condom the last time you had sex with this person? Third most rece

Value	Label	Cases	Percentage
95	Not had sex with this partner in the last 4 weeks	0	
97	N/A	0	
98	Don't know	2	3.3%
Sysmiss		4360	

Warning: these figures indicate the number of cases found in the data file. They cannot be interpreted as summary statistics of the population of interest.

srs_recnt3_buylastcondom: If yes, who brought the condom the last time you had sex with [name]? Third most

Information	[Type= discrete] [Format=numeric] [Range= 1-98] [Missing=*]
Statistics [NW/ W]	[Valid=36 /-] [Invalid=4384 /-]

Value	Label	Cases	Percentage
1	Respondent	27	75.0%
2	Partner	8	22.2%
93	Prefer not to answer	0	
98	Don't remember	1	2.8%
Sysmiss		4384	

Warning: these figures indicate the number of cases found in the data file. They cannot be interpreted as summary statistics of the population of interest.

srs_recnt3_whyastcondom: If no, why did you or [name] NOT use a condom? (last sex) Third most recent part

Information	[Type= discrete] [Format=numeric] [Range= 1-98] [Missing=*]
Statistics [NW/ W]	[Valid=22 /-] [Invalid=4398 /-]

Value	Label	Cases	Percentage
1	I don't like condoms/interfere with pleasure	6	27.3%
2	My partner does not like condoms/ interfere with pleasure	3	13.6%
3	We did not have a condom/condom not available/no money	4	18.2%
4	I have no control over condom use/I was afraid of violence if suggested condoms	0	
5	I trust my partner	6	27.3%
6	I know my partner is HIV negative	1	4.5%
7	I was too drunk/My partner was too drunk	0	
8	Because he is circumcised	1	4.5%
9	I/my partner is trying to have a baby	1	4.5%
10	Because I/my partner is taking ART	0	
11	Religious reasons	0	
93	Prefer not to answer	0	
98	Don't know	0	
Sysmiss		4398	

Warning: these figures indicate the number of cases found in the data file. They cannot be interpreted as summary statistics of the population of interest.

srs_recnt3_firstconduse: The first time you had sex with [name], did you/your partner use a male or femal

Information	[Type= discrete] [Format=numeric] [Range= 0-98] [Missing=*]
Statistics [NW/ W]	[Valid=60 /-] [Invalid=4360 /-]

Value	Label	Cases	Percentage
0	No, I have never had it	0	
1	Yes	36	60.0%
2	No	20	33.3%
3	Yes, but not sure about the exact age	0	
90	I am not sure	0	
93	Prefer not to answer	4	6.7%
95	Not had sex with this partner in the last 4 weeks	0	
97	N/A	0	
98	Don't know	0	
Sysmiss		4360	

Warning: these figures indicate the number of cases found in the data file. They cannot be interpreted as summary statistics of the population of interest.

srs_recnt3_buyfirstcondom: If yes, who brought the condom the first time you had sex with [name]? Third mos

Information	[Type= discrete] [Format=numeric] [Range= 1-98] [Missing=*]
Statistics [NW/ W]	[Valid=36 /-] [Invalid=4384 /-]

Value	Label	Cases	Percentage
1	Respondent	24	66.7%
2	Partner	10	27.8%
93	Prefer not to answer	1	2.8%
98	Don?t remember	1	2.8%
Sysmiss		4384	

Warning: these figures indicate the number of cases found in the data file. They cannot be interpreted as summary statistics of the population of interest.

srs_recnt3_whyfirstcondom: If no, why did you or [name] NOT use a condom? (first sex) Third most recent par

Information	[Type= discrete] [Format=numeric] [Range= 1-98] [Missing=*]
Statistics [NW/ W]	[Valid=20 /-] [Invalid=4400 /-]

Value	Label	Cases	Percentage
1	I don?t like condoms/interfere with pleasure	5	25.0%
2	My partner does not like condoms/ interfere with pleasure	3	15.0%
3	We did not have a condom/condom not available/no money	3	15.0%
4	I have no control over condom use/I was afraid of violence if suggested condoms	0	
5	I trust my partner	7	35.0%
6	I know my partner is HIV negative	1	5.0%
7	I was too drunk/My partner was too drunk	0	
8	Because he is circumcised	0	
9	I/my partner is trying to have a baby	0	
10	Because I/my partner is taking ART	0	
11	Religious reasons	0	
93	Prefer not to answer	0	
98	Don't know	1	5.0%
Sysmiss		4400	

Warning: these figures indicate the number of cases found in the data file. They cannot be interpreted as summary statistics of the population of interest.

# srs_recnt3_freqconduse: How often have you and [name] used male or female condoms? Third most recent par			
Information	[Type= discrete] [Format=numeric] [Range= 1-93] [Missing=*]		
Statistics [NW/ W]	[Valid=60 /-] [Invalid=4360 /-]		
Value	Label	Cases	Percentage
1	All of the time	28	46.7%
2	Sometimes	18	30.0%
3	Never	11	18.3%
93	Prefer not to answer	3	5.0%
Sysmiss		4360	
<i>Warning: these figures indicate the number of cases found in the data file. They cannot be interpreted as summary statistics of the population of interest.</i>			
# srs_recnt3_aclohbefore: Did you drink alcohol before the last time you had sex with [name]? Third most r			
Information	[Type= discrete] [Format=numeric] [Range= 0-98] [Missing=*]		
Statistics [NW/ W]	[Valid=60 /-] [Invalid=4360 /-]		
Value	Label	Cases	Percentage
0	No, I have never had it	0	
1	Yes	9	15.0%
2	No	51	85.0%
3	Yes, but not sure about the exact age	0	
90	I am not sure	0	
93	Prefer not to answer	0	
95	Not had sex with this partner in the last 4 weeks	0	
97	N/A	0	
98	Don't know	0	
Sysmiss		4360	
<i>Warning: these figures indicate the number of cases found in the data file. They cannot be interpreted as summary statistics of the population of interest.</i>			
# srs_recnt3_giftlast: The last time you had sex with [name], did you give or were you given a gift in			
Information	[Type= discrete] [Format=numeric] [Range= 1-93] [Missing=*]		
Statistics [NW/ W]	[Valid=60 /-] [Invalid=4360 /-]		
Value	Label	Cases	Percentage
1	Yes, I received gift	3	5.0%
2	No, I did not give or receive gift	54	90.0%
3	Yes, I gave gift	2	3.3%
93	Prefer not to answer	1	1.7%
Sysmiss		4360	
<i>Warning: these figures indicate the number of cases found in the data file. They cannot be interpreted as summary statistics of the population of interest.</i>			
# srs_recnt3_moneylast: The last time you had sex with [name], did you give or were you given money in o			
Information	[Type= discrete] [Format=numeric] [Range= 1-93] [Missing=*]		
Statistics [NW/ W]	[Valid=60 /-] [Invalid=4360 /-]		
Value	Label	Cases	Percentage
1	Yes, I received money	3	5.0%
2	No, I did not give or receive money	55	91.7%
3	Yes, I gave money	1	1.7%
93	Prefer not to answer	1	1.7%
Sysmiss		4360	
<i>Warning: these figures indicate the number of cases found in the data file. They cannot be interpreted as summary statistics of the population of interest.</i>			

# srs_recnt3_sharenumsex4wks: Are you willing to share the number of times you had sex with this person over t			
Information	[Type= discrete] [Format=numeric] [Range= 0-98] [Missing=*]		
Statistics [NW/ W]	[Valid=60 /-] [Invalid=4360 /-]		
Value	Label	Cases	Percentage
0	No, I have never had it	0	
1	Yes	13	21.7%
2	No	0	
3	Yes, but not sure about the exact age	0	
90	I am not sure	0	
93	Prefer not to answer	15	25.0%
95	Not had sex with this partner in the last 4 weeks	32	53.3%
97	N/A	0	
98	Don't know	0	
Sysmiss		4360	
<i>Warning: these figures indicate the number of cases found in the data file. They cannot be interpreted as summary statistics of the population of interest.</i>			
# sc_recnt3_numsex4wks: Over the past four weeks, how many times have you had sex with this person? Thir			
Information	[Type= discrete] [Format=character] [Missing=*]		
Statistics [NW/ W]	[Valid=13 /-] [Invalid=0 /-]		
# srs_recnt3_personhivstatus: In the past 12 months, has this person discussed their HIV status with you?			
Information	[Type= discrete] [Format=numeric] [Range= 0-98] [Missing=*]		
Statistics [NW/ W]	[Valid=60 /-] [Invalid=4360 /-]		
Value	Label	Cases	Percentage
0	No, I have never had it	0	
1	Yes	27	45.0%
2	No	29	48.3%
3	Yes, but not sure about the exact age	0	
90	I am not sure	0	
93	Prefer not to answer	3	5.0%
95	Not had sex with this partner in the last 4 weeks	0	
97	N/A	0	
98	Don't know	1	1.7%
Sysmiss		4360	
<i>Warning: these figures indicate the number of cases found in the data file. They cannot be interpreted as summary statistics of the population of interest.</i>			
# srs_recnt3_knwpartnstatus: Do you know the HIV status of [name]? Third most recent partner			
Information	[Type= discrete] [Format=numeric] [Range= 0-98] [Missing=*]		
Statistics [NW/ W]	[Valid=60 /-] [Invalid=4360 /-]		
Value	Label	Cases	Percentage
0	No, I have never had it	0	
1	Yes	29	48.3%
2	No	27	45.0%
3	Yes, but not sure about the exact age	0	
90	I am not sure	0	
93	Prefer not to answer	2	3.3%
95	Not had sex with this partner in the last 4 weeks	0	
97	N/A	0	

# srs_recnt3_knwpartnstatus: Do you know the HIV status of [name]? Third most recent partner			
Value	Label	Cases	Percentage
98	Don't know	2	3.3%
Sysmiss		4360	
<i>Warning: these figures indicate the number of cases found in the data file. They cannot be interpreted as summary statistics of the population of interest.</i>			
# srs_recnt3_partnstatus: What is the HIV status of [name]? Third most recent partner			
Information	[Type= discrete] [Format=numeric] [Range= 0-93] [Missing=*]		
Statistics [NW/ W]	[Valid=29 /-] [Invalid=4391 /-]		
Value	Label	Cases	Percentage
0	Negative	4	13.8%
1	Positive	21	72.4%
93	Prefer not to answer	4	13.8%
Sysmiss		4391	
<i>Warning: these figures indicate the number of cases found in the data file. They cannot be interpreted as summary statistics of the population of interest.</i>			
# srs_recnt3_howknowstatus: How did you find out their HIV status? Third most recent partner			
Information	[Type= discrete] [Format=numeric] [Range= 1-96] [Missing=*]		
Statistics [NW/ W]	[Valid=29 /-] [Invalid=4391 /-]		
Value	Label	Cases	Percentage
1	Partner told me	15	51.7%
2	We tested together	8	27.6%
3	I saw/heard about the results another way	2	6.9%
5	I just know	2	6.9%
93	I prefer not to answer	2	6.9%
96	Other	0	
Sysmiss		4391	
<i>Warning: these figures indicate the number of cases found in the data file. They cannot be interpreted as summary statistics of the population of interest.</i>			
# srs_recnt3_knowstat_oth: Please specify details on other way you find out about the person's HIV status?			
Information	[Type= discrete] [Format=character] [Missing=*]		
Statistics [NW/ W]	[Valid=0 /-] [Invalid=0 /-]		
# srs_recnt3_partn_onart: Do you know if [name]is taking ART? Third most recent partner			
Information	[Type= discrete] [Format=numeric] [Range= 0-98] [Missing=*]		
Statistics [NW/ W]	[Valid=4 /-] [Invalid=4416 /-]		
Value	Label	Cases	Percentage
0	No, I have never had it	0	
1	Yes	0	
2	No	2	50.0%
3	Yes, but not sure about the exact age	0	
90	I am not sure	0	
93	Prefer not to answer	0	
95	Not had sex with this partner in the last 4 weeks	0	
97	N/A	0	
98	Don't know	2	50.0%
Sysmiss		4416	
<i>Warning: these figures indicate the number of cases found in the data file. They cannot be interpreted as summary statistics of the population of interest.</i>			

# srs_recnt3_knowyourhivstat: Does this person know your current HIV status?Third most recent partner			
Information		[Type= discrete] [Format=numeric] [Range= 0-98] [Missing=*]	
Statistics [NW/ W]		[Valid=60 /-] [Invalid=4360 /-]	
Value	Label	Cases	Percentage
0	No, I have never had it	0	
1	Yes	28	46.7%
2	No	29	48.3%
3	Yes, but not sure about the exact age	0	
90	I am not sure	0	
93	Prefer not to answer	2	3.3%
95	Not had sex with this partner in the last 4 weeks	0	
97	N/A	0	
98	Don't know	1	1.7%
Sysmiss		4360	
<i>Warning: these figures indicate the number of cases found in the data file. They cannot be interpreted as summary statistics of the population of interest.</i>			
# srs_recnt3_takeprep: During your relationship with [name] in the past year, did you take PrEP to prev			
Information		[Type= discrete] [Format=numeric] [Range= 0-98] [Missing=*]	
Statistics [NW/ W]		[Valid=60 /-] [Invalid=4360 /-]	
Value	Label	Cases	Percentage
0	No, I have never had it	0	
1	Yes	6	10.0%
2	No	49	81.7%
3	Yes, but not sure about the exact age	0	
90	I am not sure	0	
93	Prefer not to answer	2	3.3%
95	Not had sex with this partner in the last 4 weeks	0	
97	N/A	0	
98	Don't know	3	5.0%
Sysmiss		4360	
<i>Warning: these figures indicate the number of cases found in the data file. They cannot be interpreted as summary statistics of the population of interest.</i>			
# srs_recnt3_no_preparas: Why did you decide not to take PrEP? Third most recent partner			
Information		[Type= discrete] [Format=numeric] [Range= 1-96] [Missing=*]	
Statistics [NW/ W]		[Valid=49 /-] [Invalid=4371 /-]	
Value	Label	Cases	Percentage
1	I do not know about it	47	95.9%
2	I do not feel that I need it	0	
3	I am worried about its side effects or safety	0	
4	It is inconvenient to go through the process at the clinic	1	2.0%
93	I prefer not to answer	1	2.0%
96	Other	0	
Sysmiss		4371	
<i>Warning: these figures indicate the number of cases found in the data file. They cannot be interpreted as summary statistics of the population of interest.</i>			
# srs_recnt3_no_prepoth: Please specify other reason for not taking PREP. Third most recent partner			
Information		[Type= discrete] [Format=character] [Missing=*]	
Statistics [NW/ W]		[Valid=0 /-] [Invalid=0 /-]	

# srs_recnt3_patnr_othsex: Over the past 12 months, during your relationships with X do you know or suspect			
Information	[Type= discrete] [Format=numeric] [Range= 1-98] [Missing=*]		
Statistics [NW/ W]	[Valid=60 /-] [Invalid=4360 /-]		
Value	Label	Cases	Percentage
1	Yes- I know with another spouse	6	10.0%
2	No, I know this partner did not have other partners	22	36.7%
3	Yes- I know with another partner or partners	8	13.3%
4	Yes- I believe there was another partner or partners	9	15.0%
93	Prefer not to answer	0	
98	Don't know	15	25.0%
Systemmiss		4360	
<i>Warning: these figures indicate the number of cases found in the data file. They cannot be interpreted as summary statistics of the population of interest.</i>			
# srs_recent1_agediff: Calculated age difference. Most recent partner			
Information	[Type= continuous] [Format=numeric] [Range= -23-298] [Missing=*]		
Statistics [NW/ W]	[Valid=426 /-] [Invalid=3994 /-]		
# srs_recent2_agediff: Calculated age difference. Second most recent partner			
Information	[Type= continuous] [Format=numeric] [Range= -27-5] [Missing=*]		
Statistics [NW/ W]	[Valid=107 /-] [Invalid=4313 /-]		
# srs_recent3_agediff: Calculated age difference. Third most recent partner			
Information	[Type= continuous] [Format=numeric] [Range= -27-3] [Missing=*]		
Statistics [NW/ W]	[Valid=36 /-] [Invalid=4384 /-]		
# srs_gems01: A woman's most important role is to take care of her home and cook for her famil			
Information	[Type= discrete] [Format=numeric] [Range= 1-93] [Missing=*]		
Statistics [NW/ W]	[Valid=3056 /-] [Invalid=1364 /-]		
Value	Label	Cases	Percentage
1	Agree	2479	81.1%
2	Disagree	577	18.9%
93	Prefer not to answer	0	
Systemmiss		1364	
<i>Warning: these figures indicate the number of cases found in the data file. They cannot be interpreted as summary statistics of the population of interest.</i>			
# srs_gems02: Changing nappies/diapers, giving the children a bath, and feeding the children a			
Information	[Type= discrete] [Format=numeric] [Range= 1-93] [Missing=*]		
Statistics [NW/ W]	[Valid=3057 /-] [Invalid=1363 /-]		
Value	Label	Cases	Percentage
1	Agree	2134	69.8%
2	Disagree	923	30.2%
93	Prefer not to answer	0	
Systemmiss		1363	
<i>Warning: these figures indicate the number of cases found in the data file. They cannot be interpreted as summary statistics of the population of interest.</i>			
# srs_gems03: A man should have the final word about decisions in the home			
Information	[Type= discrete] [Format=numeric] [Range= 1-93] [Missing=*]		
Statistics [NW/ W]	[Valid=3056 /-] [Invalid=1364 /-]		

# srs_gems03: A man should have the final word about decisions in the home			
Value	Label	Cases	Percentage
1	Agree	2088	68.3%
2	Disagree	968	31.7%
93	Prefer not to answer	0	
Sysmiss		1364	
<i>Warning: these figures indicate the number of cases found in the data file. They cannot be interpreted as summary statistics of the population of interest.</i>			
# srs_gems04: It is important that a father is present in the lives of his children, even if h			
Information	[Type= discrete] [Format=numeric] [Range= 1-93] [Missing=*]		
Statistics [NW/ W]	[Valid=3057 /-] [Invalid=1363 /-]		
Value	Label	Cases	Percentage
1	Agree	2906	95.1%
2	Disagree	151	4.9%
93	Prefer not to answer	0	
Sysmiss		1363	
<i>Warning: these figures indicate the number of cases found in the data file. They cannot be interpreted as summary statistics of the population of interest.</i>			
# srs_gems05: The husband should decide to buy the major household items			
Information	[Type= discrete] [Format=numeric] [Range= 1-93] [Missing=*]		
Statistics [NW/ W]	[Valid=3056 /-] [Invalid=1364 /-]		
Value	Label	Cases	Percentage
1	Agree	1929	63.1%
2	Disagree	1127	36.9%
93	Prefer not to answer	0	
Sysmiss		1364	
<i>Warning: these figures indicate the number of cases found in the data file. They cannot be interpreted as summary statistics of the population of interest.</i>			
# srs_gems06: A woman should obey her husband in all things			
Information	[Type= discrete] [Format=numeric] [Range= 1-93] [Missing=*]		
Statistics [NW/ W]	[Valid=3056 /-] [Invalid=1364 /-]		
Value	Label	Cases	Percentage
1	Agree	2401	78.6%
2	Disagree	655	21.4%
93	Prefer not to answer	0	
Sysmiss		1364	
<i>Warning: these figures indicate the number of cases found in the data file. They cannot be interpreted as summary statistics of the population of interest.</i>			
# srs_gems07: Males and females have an equal right to finish school			
Information	[Type= discrete] [Format=numeric] [Range= 1-93] [Missing=*]		
Statistics [NW/ W]	[Valid=3056 /-] [Invalid=1364 /-]		
Value	Label	Cases	Percentage
1	Agree	2797	91.5%
2	Disagree	259	8.5%
93	Prefer not to answer	0	
Sysmiss		1364	
<i>Warning: these figures indicate the number of cases found in the data file. They cannot be interpreted as summary statistics of the population of interest.</i>			

# srs_gems08: Females should have their own source of income			
Information	[Type= discrete] [Format=numeric] [Range= 1-93] [Missing=*]		
Statistics [NW/ W]	[Valid=3057 /-] [Invalid=1363 /-]		
Value	Label	Cases	Percentage
1	Agree	2567	84.0%
2	Disagree	490	16.0%
93	Prefer not to answer	0	
Sysmiss		1363	
<i>Warning: these figures indicate the number of cases found in the data file. They cannot be interpreted as summary statistics of the population of interest.</i>			
# srs_gems09: It is the man who decides what type of sex to have			
Information	[Type= discrete] [Format=numeric] [Range= 1-93] [Missing=*]		
Statistics [NW/ W]	[Valid=3057 /-] [Invalid=1363 /-]		
Value	Label	Cases	Percentage
1	Agree	1053	34.4%
2	Disagree	2004	65.6%
93	Prefer not to answer	0	
Sysmiss		1363	
<i>Warning: these figures indicate the number of cases found in the data file. They cannot be interpreted as summary statistics of the population of interest.</i>			
# srs_gems10: Men need sex more than women do			
Information	[Type= discrete] [Format=numeric] [Range= 1-93] [Missing=*]		
Statistics [NW/ W]	[Valid=3057 /-] [Invalid=1363 /-]		
Value	Label	Cases	Percentage
1	Agree	1392	45.5%
2	Disagree	1665	54.5%
93	Prefer not to answer	0	
Sysmiss		1363	
<i>Warning: these figures indicate the number of cases found in the data file. They cannot be interpreted as summary statistics of the population of interest.</i>			
# srs_gems11: You don't talk about sex, you just do it			
Information	[Type= discrete] [Format=numeric] [Range= 1-93] [Missing=*]		
Statistics [NW/ W]	[Valid=3055 /-] [Invalid=1365 /-]		
Value	Label	Cases	Percentage
1	Agree	743	24.3%
2	Disagree	2312	75.7%
93	Prefer not to answer	0	
Sysmiss		1365	
<i>Warning: these figures indicate the number of cases found in the data file. They cannot be interpreted as summary statistics of the population of interest.</i>			
# srs_gems12: Men are always ready to have sex			
Information	[Type= discrete] [Format=numeric] [Range= 1-93] [Missing=*]		
Statistics [NW/ W]	[Valid=3056 /-] [Invalid=1364 /-]		
Value	Label	Cases	Percentage
1	Agree	1365	44.7%
2	Disagree	1691	55.3%
93	Prefer not to answer	0	
Sysmiss		1364	

# srs_gems12: Men are always ready to have sex			
<i>Warning: these figures indicate the number of cases found in the data file. They cannot be interpreted as summary statistics of the population of interest.</i>			
# srs_gems13: A man should know what his partner likes during sex			
Information	[Type= discrete] [Format=numeric] [Range= 1-93] [Missing=*]		
Statistics [NW/ W]	[Valid=3057 /-] [Invalid=1363 /-]		
Value	Label	Cases	Percentage
1	Agree	2689	88.0%
2	Disagree	368	12.0%
93	Prefer not to answer	0	
Sysmiss		1363	
<i>Warning: these figures indicate the number of cases found in the data file. They cannot be interpreted as summary statistics of the population of interest.</i>			
# srs_gems14: A woman who has sex before she marries does not deserve respect			
Information	[Type= discrete] [Format=numeric] [Range= 1-93] [Missing=*]		
Statistics [NW/ W]	[Valid=3057 /-] [Invalid=1363 /-]		
Value	Label	Cases	Percentage
1	Agree	766	25.1%
2	Disagree	2291	74.9%
93	Prefer not to answer	0	
Sysmiss		1363	
<i>Warning: these figures indicate the number of cases found in the data file. They cannot be interpreted as summary statistics of the population of interest.</i>			
# srs_gems15: A woman should not initiate sex			
Information	[Type= discrete] [Format=numeric] [Range= 1-93] [Missing=*]		
Statistics [NW/ W]	[Valid=3057 /-] [Invalid=1363 /-]		
Value	Label	Cases	Percentage
1	Agree	973	31.8%
2	Disagree	2084	68.2%
93	Prefer not to answer	0	
Sysmiss		1363	
<i>Warning: these figures indicate the number of cases found in the data file. They cannot be interpreted as summary statistics of the population of interest.</i>			
# srs_gems16: Women who carry condoms are "easy"			
Information	[Type= discrete] [Format=numeric] [Range= 1-93] [Missing=*]		
Statistics [NW/ W]	[Valid=3057 /-] [Invalid=1363 /-]		
Value	Label	Cases	Percentage
1	Agree	1109	36.3%
2	Disagree	1948	63.7%
93	Prefer not to answer	0	
Sysmiss		1363	
<i>Warning: these figures indicate the number of cases found in the data file. They cannot be interpreted as summary statistics of the population of interest.</i>			
# srs_gems17: It is a woman's responsibility to avoid getting pregnant			
Information	[Type= discrete] [Format=numeric] [Range= 1-93] [Missing=*]		
Statistics [NW/ W]	[Valid=3057 /-] [Invalid=1363 /-]		
Value	Label	Cases	Percentage
1	Agree	2082	68.1%
2	Disagree	975	31.9%

# srs_gems17: It is a woman's responsibility to avoid getting pregnant			
Value	Label	Cases	Percentage
93	Prefer not to answer	0	
Sysmiss		1363	
<i>Warning: these figures indicate the number of cases found in the data file. They cannot be interpreted as summary statistics of the population of interest.</i>			
# srs_gems18: A couple should decide together if they want to have children			
Information	[Type= discrete] [Format=numeric] [Range= 1-93] [Missing=*]		
Statistics [NW/ W]	[Valid=3057 /-] [Invalid=1363 /-]		
Value	Label	Cases	Percentage
1	Agree	2891	94.6%
2	Disagree	166	5.4%
93	Prefer not to answer	0	
Sysmiss		1363	
<i>Warning: these figures indicate the number of cases found in the data file. They cannot be interpreted as summary statistics of the population of interest.</i>			
# srs_gems19: In my opinion, a woman can suggest using condoms just like a man can			
Information	[Type= discrete] [Format=numeric] [Range= 1-93] [Missing=*]		
Statistics [NW/ W]	[Valid=3057 /-] [Invalid=1363 /-]		
Value	Label	Cases	Percentage
1	Agree	2704	88.5%
2	Disagree	353	11.5%
93	Prefer not to answer	0	
Sysmiss		1363	
<i>Warning: these figures indicate the number of cases found in the data file. They cannot be interpreted as summary statistics of the population of interest.</i>			
# srs_gems20: If a man gets a woman pregnant, the child is the responsibility of both			
Information	[Type= discrete] [Format=numeric] [Range= 1-93] [Missing=*]		
Statistics [NW/ W]	[Valid=3057 /-] [Invalid=1363 /-]		
Value	Label	Cases	Percentage
1	Agree	2899	94.8%
2	Disagree	158	5.2%
93	Prefer not to answer	0	
Sysmiss		1363	
<i>Warning: these figures indicate the number of cases found in the data file. They cannot be interpreted as summary statistics of the population of interest.</i>			
# srs_gems21: A man and a woman should decide together what type of contraceptive to use			
Information	[Type= discrete] [Format=numeric] [Range= 1-93] [Missing=*]		
Statistics [NW/ W]	[Valid=3057 /-] [Invalid=1363 /-]		
Value	Label	Cases	Percentage
1	Agree	2804	91.7%
2	Disagree	253	8.3%
93	Prefer not to answer	0	
Sysmiss		1363	
<i>Warning: these figures indicate the number of cases found in the data file. They cannot be interpreted as summary statistics of the population of interest.</i>			
# srs_gems22: Only when a woman has a child is she a real woman			
Information	[Type= discrete] [Format=numeric] [Range= 1-93] [Missing=*]		
Statistics [NW/ W]	[Valid=3056 /-] [Invalid=1364 /-]		

# srs_gems22: Only when a woman has a child is she a real woman			
Value	Label	Cases	Percentage
1	Agree	752	24.6%
2	Disagree	2304	75.4%
93	Prefer not to answer	0	
Sysmiss		1364	
<i>Warning: these figures indicate the number of cases found in the data file. They cannot be interpreted as summary statistics of the population of interest.</i>			
# srs_gems23: A real man produces a male child			
Information	[Type= discrete] [Format=numeric] [Range= 1-93] [Missing=*]		
Statistics [NW/ W]	[Valid=3056 /-] [Invalid=1364 /-]		
Value	Label	Cases	Percentage
1	Agree	570	18.7%
2	Disagree	2486	81.3%
93	Prefer not to answer	0	
Sysmiss		1364	
<i>Warning: these figures indicate the number of cases found in the data file. They cannot be interpreted as summary statistics of the population of interest.</i>			
# srs_gems24: A man and woman should decide together whether to use a condom			
Information	[Type= discrete] [Format=numeric] [Range= 1-93] [Missing=*]		
Statistics [NW/ W]	[Valid=3056 /-] [Invalid=1364 /-]		
Value	Label	Cases	Percentage
1	Agree	2800	91.6%
2	Disagree	256	8.4%
93	Prefer not to answer	0	
Sysmiss		1364	
<i>Warning: these figures indicate the number of cases found in the data file. They cannot be interpreted as summary statistics of the population of interest.</i>			
# srs_gems25: There are times when a woman deserves to be beaten			
Information	[Type= discrete] [Format=numeric] [Range= 1-93] [Missing=*]		
Statistics [NW/ W]	[Valid=3056 /-] [Invalid=1364 /-]		
Value	Label	Cases	Percentage
1	Agree	482	15.8%
2	Disagree	2574	84.2%
93	Prefer not to answer	0	
Sysmiss		1364	
<i>Warning: these figures indicate the number of cases found in the data file. They cannot be interpreted as summary statistics of the population of interest.</i>			
# srs_gems26: A woman should tolerate violence in order to keep her family together			
Information	[Type= discrete] [Format=numeric] [Range= 1-93] [Missing=*]		
Statistics [NW/ W]	[Valid=3056 /-] [Invalid=1364 /-]		
Value	Label	Cases	Percentage
1	Agree	1062	34.8%
2	Disagree	1994	65.2%
93	Prefer not to answer	0	
Sysmiss		1364	
<i>Warning: these figures indicate the number of cases found in the data file. They cannot be interpreted as summary statistics of the population of interest.</i>			

# srs_gems27: If a woman cheats on a man, it is okay for him to hit her			
Information		[Type= discrete] [Format=numeric] [Range= 1-93] [Missing=*]	
Statistics [NW/ W]		[Valid=3056 /-] [Invalid=1364 /-]	
Value	Label	Cases	Percentage
1	Agree	893	29.2%
2	Disagree	2163	70.8%
93	Prefer not to answer	0	
Sysmiss		1364	

Warning: these figures indicate the number of cases found in the data file. They cannot be interpreted as summary statistics of the population of interest.

# srs_gems28: If someone insults a man he should defend his reputation with force if he has to			
Information	[Type= discrete] [Format=numeric] [Range= 1-93] [Missing=*]		
Statistics [NW/ W]	[Valid=3056 /-] [Invalid=1364 /-]		
Value	Label	Cases	Percentage
1	Agree	1107	36.2%
2	Disagree	1949	63.8%
93	Prefer not to answer	0	
Sysmiss		1364	
<i>Warning: these figures indicate the number of cases found in the data file. They cannot be interpreted as summary statistics of the population of interest.</i>			
# srs_gems29: It is okay for a man to hit his wife if she won't have sex with him.			
Information	[Type= discrete] [Format=numeric] [Range= 1-93] [Missing=*]		
Statistics [NW/ W]	[Valid=3056 /-] [Invalid=1364 /-]		
Value	Label	Cases	Percentage
1	Agree	201	6.6%
2	Disagree	2855	93.4%
93	Prefer not to answer	0	
Sysmiss		1364	
<i>Warning: these figures indicate the number of cases found in the data file. They cannot be interpreted as summary statistics of the population of interest.</i>			
# srs_gems30: A man using violence against his sexual partner is a private matter that shouldn			
Information	[Type= discrete] [Format=numeric] [Range= 1-93] [Missing=*]		
Statistics [NW/ W]	[Valid=3056 /-] [Invalid=1364 /-]		
Value	Label	Cases	Percentage
1	Agree	978	32.0%
2	Disagree	2078	68.0%
93	Prefer not to answer	0	
Sysmiss		1364	
<i>Warning: these figures indicate the number of cases found in the data file. They cannot be interpreted as summary statistics of the population of interest.</i>			
# srs_female_violence_0: Has any male ever done any of the following things to you:			
Information	[Type= discrete] [Format=numeric] [Range= 0-16] [Missing=*]		
Statistics [NW/ W]	[Valid=59 /-] [Invalid=4361 /-]		
Value	Label	Cases	Percentage
0	Say or do something to humiliate you in front of others?	59	100.0%
2	No	0	
3	Threaten to hurt or harm you or someone close to you?	0	
4	Insult you or make you feel bad about yourself?	0	
5	Push you, shake you, or throw something at you	0	
6	Slap you	0	
7	Twist your arm or pull your hair	0	
8	Punch you with his fist or something that could hurt you	0	
9	Kick you, drag you, or beat you up	0	
10	Try to choke you or burn you on purpose	0	
11	Threatened to attack you with a knife or other weapon	0	
12	Attacked you with a weapon	0	
13	Touched you in a sexual way (e.g. kissing, grabbing, or fondling), when you did not want them to	0	

# srs_female_violence_0: Has any male ever done any of the following things to you:			
Value	Label	Cases	Percentage
14	Try to have sexual intercourse with you when you did not want to but did not succeed	0	
15	Physically forced you to have sexual intercourse even when you did not want to	0	
16	Forced you to perform sexual acts when you did not want to	0	
Sysmiss		4361	
<i>Warning: these figures indicate the number of cases found in the data file. They cannot be interpreted as summary statistics of the population of interest.</i>			
# srs_female_violence_10: Has any male ever done any of the following things to you:			
Information	[Type= discrete] [Format=numeric] [Range= 0-16] [Missing=*]		
Statistics [NW/ W]	[Valid=13 /-] [Invalid=4407 /-]		
Value	Label	Cases	Percentage
0	Say or do something to humiliate you in front of others?	0	
2	No	0	
3	Threaten to hurt or harm you or someone close to you?	0	
4	Insult you or make you feel bad about yourself?	0	
5	Push you, shake you, or throw something at you	0	
6	Slap you	0	
7	Twist your arm or pull your hair	0	
8	Punch you with his fist or something that could hurt you	0	
9	Kick you, drag you, or beat you up	0	
10	Try to choke you or burn you on purpose	13	100.0%
11	Threatened to attack you with a knife or other weapon	0	
12	Attacked you with a weapon	0	
13	Touched you in a sexual way (e.g. kissing, grabbing, or fondling), when you did not want them to	0	
14	Try to have sexual intercourse with you when you did not want to but did not succeed	0	
15	Physically forced you to have sexual intercourse even when you did not want to	0	
16	Forced you to perform sexual acts when you did not want to	0	
Sysmiss		4407	
<i>Warning: these figures indicate the number of cases found in the data file. They cannot be interpreted as summary statistics of the population of interest.</i>			
# srs_female_violence_11: Has any male ever done any of the following things to you:			
Information	[Type= discrete] [Format=numeric] [Range= 0-16] [Missing=*]		
Statistics [NW/ W]	[Valid=25 /-] [Invalid=4395 /-]		
Value	Label	Cases	Percentage
0	Say or do something to humiliate you in front of others?	0	
2	No	0	
3	Threaten to hurt or harm you or someone close to you?	0	
4	Insult you or make you feel bad about yourself?	0	
5	Push you, shake you, or throw something at you	0	
6	Slap you	0	
7	Twist your arm or pull your hair	0	
8	Punch you with his fist or something that could hurt you	0	
9	Kick you, drag you, or beat you up	0	

srs_female_violence_11: Has any male ever done any of the following things to you:

Value	Label	Cases	Percentage
10	Try to choke you or burn you on purpose	0	
11	Threatened to attack you with a knife or other weapon	25	100.0%
12	Attacked you with a weapon	0	
13	Touched you in a sexual way (e.g. kissing, grabbing, or fondling), when you did not want them to	0	
14	Try to have sexual intercourse with you when you did not want to but did not succeed	0	
15	Physically forced you to have sexual intercourse even when you did not want to	0	
16	Forced you to perform sexual acts when you did not want to	0	
Sysmiss		4395	

Warning: these figures indicate the number of cases found in the data file. They cannot be interpreted as summary statistics of the population of interest.

srs_female_violence_12: Has any male ever done any of the following things to you:

Information	[Type= discrete] [Format=numeric] [Range= 0-16] [Missing=*]
Statistics [NW/ W]	[Valid=9 /-] [Invalid=4411 /-]

Value	Label	Cases	Percentage
0	Say or do something to humiliate you in front of others?	0	
2	No	0	
3	Threaten to hurt or harm you or someone close to you?	0	
4	Insult you or make you feel bad about yourself?	0	
5	Push you, shake you, or throw something at you	0	
6	Slap you	0	
7	Twist your arm or pull your hair	0	
8	Punch you with his fist or something that could hurt you	0	
9	Kick you, drag you, or beat you up	0	
10	Try to choke you or burn you on purpose	0	
11	Threatened to attack you with a knife or other weapon	0	
12	Attacked you with a weapon	9	100.0%
13	Touched you in a sexual way (e.g. kissing, grabbing, or fondling), when you did not want them to	0	
14	Try to have sexual intercourse with you when you did not want to but did not succeed	0	
15	Physically forced you to have sexual intercourse even when you did not want to	0	
16	Forced you to perform sexual acts when you did not want to	0	
Sysmiss		4411	

Warning: these figures indicate the number of cases found in the data file. They cannot be interpreted as summary statistics of the population of interest.

srs_female_violence_13: Has any male ever done any of the following things to you:

Information	[Type= discrete] [Format=numeric] [Range= 0-16] [Missing=*]
Statistics [NW/ W]	[Valid=11 /-] [Invalid=4409 /-]

Value	Label	Cases	Percentage
0	Say or do something to humiliate you in front of others?	0	
2	No	0	
3	Threaten to hurt or harm you or someone close to you?	0	
4	Insult you or make you feel bad about yourself?	0	
5	Push you, shake you, or throw something at you	0	

srs_female_violence_13: Has any male ever done any of the following things to you:

Value	Label	Cases	Percentage
6	Slap you	0	
7	Twist your arm or pull your hair	0	
8	Punch you with his fist or something that could hurt you	0	
9	Kick you, drag you, or beat you up	0	
10	Try to choke you or burn you on purpose	0	
11	Threatened to attack you with a knife or other weapon	0	
12	Attacked you with a weapon	0	
13	Touched you in a sexual way (e.g. kissing, grabbing, or fondling), when you did not want them to	11	100.0%
14	Try to have sexual intercourse with you when you did not want to but did not succeed	0	
15	Physically forced you to have sexual intercourse even when you did not want to	0	
16	Forced you to perform sexual acts when you did not want to	0	
Sysmiss		4409	

Warning: these figures indicate the number of cases found in the data file. They cannot be interpreted as summary statistics of the population of interest.

srs_female_violence_14: Has any male ever done any of the following things to you:

Information	[Type= discrete] [Format=numeric] [Range= 0-16] [Missing=*]
Statistics [NW/ W]	[Valid=17 /-] [Invalid=4403 /-]

Value	Label	Cases	Percentage
0	Say or do something to humiliate you in front of others?	0	
2	No	0	
3	Threaten to hurt or harm you or someone close to you?	0	
4	Insult you or make you feel bad about yourself?	0	
5	Push you, shake you, or throw something at you	0	
6	Slap you	0	
7	Twist your arm or pull your hair	0	
8	Punch you with his fist or something that could hurt you	0	
9	Kick you, drag you, or beat you up	0	
10	Try to choke you or burn you on purpose	0	
11	Threatened to attack you with a knife or other weapon	0	
12	Attacked you with a weapon	0	
13	Touched you in a sexual way (e.g. kissing, grabbing, or fondling), when you did not want them to	0	
14	Try to have sexual intercourse with you when you did not want to but did not succeed	17	100.0%
15	Physically forced you to have sexual intercourse even when you did not want to	0	
16	Forced you to perform sexual acts when you did not want to	0	
Sysmiss		4403	

Warning: these figures indicate the number of cases found in the data file. They cannot be interpreted as summary statistics of the population of interest.

srs_female_violence_15: Has any male ever done any of the following things to you:

Information	[Type= discrete] [Format=numeric] [Range= 0-16] [Missing=*]
Statistics [NW/ W]	[Valid=12 /-] [Invalid=4408 /-]

Value	Label	Cases	Percentage
0	Say or do something to humiliate you in front of others?	0	

srs_female_violence_15: Has any male ever done any of the following things to you:

Value	Label	Cases	Percentage
2	No	0	
3	Threaten to hurt or harm you or someone close to you?	0	
4	Insult you or make you feel bad about yourself?	0	
5	Push you, shake you, or throw something at you	0	
6	Slap you	0	
7	Twist your arm or pull your hair	0	
8	Punch you with his fist or something that could hurt you	0	
9	Kick you, drag you, or beat you up	0	
10	Try to choke you or burn you on purpose	0	
11	Threatened to attack you with a knife or other weapon	0	
12	Attacked you with a weapon	0	
13	Touched you in a sexual way (e.g. kissing, grabbing, or fondling), when you did not want them to	0	
14	Try to have sexual intercourse with you when you did not want to but did not succeed	0	
15	Physically forced you to have sexual intercourse even when you did not want to	12	100.0%
16	Forced you to perform sexual acts when you did not want to	0	
Sysmiss		4408	

Warning: these figures indicate the number of cases found in the data file. They cannot be interpreted as summary statistics of the population of interest.

srs_female_violence_16: Has any male ever done any of the following things to you:

Value	Label	Cases	Percentage
0	Say or do something to humiliate you in front of others?	0	
2	No	0	
3	Threaten to hurt or harm you or someone close to you?	0	
4	Insult you or make you feel bad about yourself?	0	
5	Push you, shake you, or throw something at you	0	
6	Slap you	0	
7	Twist your arm or pull your hair	0	
8	Punch you with his fist or something that could hurt you	0	
9	Kick you, drag you, or beat you up	0	
10	Try to choke you or burn you on purpose	0	
11	Threatened to attack you with a knife or other weapon	0	
12	Attacked you with a weapon	0	
13	Touched you in a sexual way (e.g. kissing, grabbing, or fondling), when you did not want them to	0	
14	Try to have sexual intercourse with you when you did not want to but did not succeed	0	
15	Physically forced you to have sexual intercourse even when you did not want to	0	
16	Forced you to perform sexual acts when you did not want to	17	100.0%
Sysmiss		4403	

Warning: these figures indicate the number of cases found in the data file. They cannot be interpreted as summary statistics of the population of interest.

# srs_female_violence_2: Has any male ever done any of the following things to you:			
Information		[Type= discrete] [Format=numeric] [Range= 0-16] [Missing=*]	
Statistics [NW/ W]		[Valid=377 /-] [Invalid=4043 /-]	
Value	Label	Cases	Percentage
0	Say or do something to humiliate you in front of others?	0	
2	No	377	100.0%
3	Threaten to hurt or harm you or someone close to you?	0	
4	Insult you or make you feel bad about yourself?	0	
5	Push you, shake you, or throw something at you	0	
6	Slap you	0	
7	Twist your arm or pull your hair	0	
8	Punch you with his fist or something that could hurt you	0	
9	Kick you, drag you, or beat you up	0	
10	Try to choke you or burn you on purpose	0	
11	Threatened to attack you with a knife or other weapon	0	
12	Attacked you with a weapon	0	
13	Touched you in a sexual way (e.g. kissing, grabbing, or fondling), when you did not want them to	0	
14	Try to have sexual intercourse with you when you did not want to but did not succeed	0	
15	Physically forced you to have sexual intercourse even when you did not want to	0	
16	Forced you to perform sexual acts when you did not want to	0	
Sysmiss		4043	
<i>Warning: these figures indicate the number of cases found in the data file. They cannot be interpreted as summary statistics of the population of interest.</i>			
# srs_female_violence_3: Has any male ever done any of the following things to you:			
Information		[Type= discrete] [Format=numeric] [Range= 0-16] [Missing=*]	
Statistics [NW/ W]		[Valid=41 /-] [Invalid=4379 /-]	
Value	Label	Cases	Percentage
0	Say or do something to humiliate you in front of others?	0	
2	No	0	
3	Threaten to hurt or harm you or someone close to you?	41	100.0%
4	Insult you or make you feel bad about yourself?	0	
5	Push you, shake you, or throw something at you	0	
6	Slap you	0	
7	Twist your arm or pull your hair	0	
8	Punch you with his fist or something that could hurt you	0	
9	Kick you, drag you, or beat you up	0	
10	Try to choke you or burn you on purpose	0	
11	Threatened to attack you with a knife or other weapon	0	
12	Attacked you with a weapon	0	
13	Touched you in a sexual way (e.g. kissing, grabbing, or fondling), when you did not want them to	0	
14	Try to have sexual intercourse with you when you did not want to but did not succeed	0	
15	Physically forced you to have sexual intercourse even when you did not want to	0	
16	Forced you to perform sexual acts when you did not want to	0	

# srs_female_violence_3: Has any male ever done any of the following things to you:			
Value	Label	Cases	Percentage
Sysmiss		4379	
<i>Warning: these figures indicate the number of cases found in the data file. They cannot be interpreted as summary statistics of the population of interest.</i>			
# srs_female_violence_4: Has any male ever done any of the following things to you:			
Information	[Type= discrete] [Format=numeric] [Range= 0-16] [Missing=*]		
Statistics [NW/ W]	[Valid=71 /-] [Invalid=4349 /-]		
Value	Label	Cases	Percentage
0	Say or do something to humiliate you in front of others?	0	
2	No	0	
3	Threaten to hurt or harm you or someone close to you?	0	
4	Insult you or make you feel bad about yourself?	71	100.0%
5	Push you, shake you, or throw something at you	0	
6	Slap you	0	
7	Twist your arm or pull your hair	0	
8	Punch you with his fist or something that could hurt you	0	
9	Kick you, drag you, or beat you up	0	
10	Try to choke you or burn you on purpose	0	
11	Threatened to attack you with a knife or other weapon	0	
12	Attacked you with a weapon	0	
13	Touched you in a sexual way (e.g. kissing, grabbing, or fondling), when you did not want them to	0	
14	Try to have sexual intercourse with you when you did not want to but did not succeed	0	
15	Physically forced you to have sexual intercourse even when you did not want to	0	
16	Forced you to perform sexual acts when you did not want to	0	
Sysmiss		4349	
<i>Warning: these figures indicate the number of cases found in the data file. They cannot be interpreted as summary statistics of the population of interest.</i>			
# srs_female_violence_5: Has any male ever done any of the following things to you:			
Information	[Type= discrete] [Format=numeric] [Range= 0-16] [Missing=*]		
Statistics [NW/ W]	[Valid=23 /-] [Invalid=4397 /-]		
Value	Label	Cases	Percentage
0	Say or do something to humiliate you in front of others?	0	
2	No	0	
3	Threaten to hurt or harm you or someone close to you?	0	
4	Insult you or make you feel bad about yourself?	0	
5	Push you, shake you, or throw something at you	23	100.0%
6	Slap you	0	
7	Twist your arm or pull your hair	0	
8	Punch you with his fist or something that could hurt you	0	
9	Kick you, drag you, or beat you up	0	
10	Try to choke you or burn you on purpose	0	
11	Threatened to attack you with a knife or other weapon	0	
12	Attacked you with a weapon	0	
13	Touched you in a sexual way (e.g. kissing, grabbing, or fondling), when you did not want them to	0	

srs_female_violence_5: Has any male ever done any of the following things to you:

Value	Label	Cases	Percentage
14	Try to have sexual intercourse with you when you did not want to but did not succeed	0	
15	Physically forced you to have sexual intercourse even when you did not want to	0	
16	Forced you to perform sexual acts when you did not want to	0	
Sysmiss		4397	

Warning: these figures indicate the number of cases found in the data file. They cannot be interpreted as summary statistics of the population of interest.

srs_female_violence_6: Has any male ever done any of the following things to you:

Information	[Type= discrete] [Format=numeric] [Range= 0-16] [Missing=*]
Statistics [NW/ W]	[Valid=84 /-] [Invalid=4336 /-]

Value	Label	Cases	Percentage
0	Say or do something to humiliate you in front of others?	0	
2	No	0	
3	Threaten to hurt or harm you or someone close to you?	0	
4	Insult you or make you feel bad about yourself?	0	
5	Push you, shake you, or throw something at you	0	
6	Slap you	84	100.0%
7	Twist your arm or pull your hair	0	
8	Punch you with his fist or something that could hurt you	0	
9	Kick you, drag you, or beat you up	0	
10	Try to choke you or burn you on purpose	0	
11	Threatened to attack you with a knife or other weapon	0	
12	Attacked you with a weapon	0	
13	Touched you in a sexual way (e.g. kissing, grabbing, or fondling), when you did not want them to	0	
14	Try to have sexual intercourse with you when you did not want to but did not succeed	0	
15	Physically forced you to have sexual intercourse even when you did not want to	0	
16	Forced you to perform sexual acts when you did not want to	0	
Sysmiss		4336	

Warning: these figures indicate the number of cases found in the data file. They cannot be interpreted as summary statistics of the population of interest.

srs_female_violence_7: Has any male ever done any of the following things to you:

Information	[Type= discrete] [Format=numeric] [Range= 0-16] [Missing=*]
Statistics [NW/ W]	[Valid=22 /-] [Invalid=4398 /-]

Value	Label	Cases	Percentage
0	Say or do something to humiliate you in front of others?	0	
2	No	0	
3	Threaten to hurt or harm you or someone close to you?	0	
4	Insult you or make you feel bad about yourself?	0	
5	Push you, shake you, or throw something at you	0	
6	Slap you	0	
7	Twist your arm or pull your hair	22	100.0%
8	Punch you with his fist or something that could hurt you	0	
9	Kick you, drag you, or beat you up	0	

srs_female_violence_7: Has any male ever done any of the following things to you:

Value	Label	Cases	Percentage
10	Try to choke you or burn you on purpose	0	
11	Threatened to attack you with a knife or other weapon	0	
12	Attacked you with a weapon	0	
13	Touched you in a sexual way (e.g. kissing, grabbing, or fondling), when you did not want them to	0	
14	Try to have sexual intercourse with you when you did not want to but did not succeed	0	
15	Physically forced you to have sexual intercourse even when you did not want to	0	
16	Forced you to perform sexual acts when you did not want to	0	
Sysmiss		4398	

Warning: these figures indicate the number of cases found in the data file. They cannot be interpreted as summary statistics of the population of interest.

srs_female_violence_8: Has any male ever done any of the following things to you:

Information	[Type= discrete] [Format=numeric] [Range= 0-16] [Missing=*]
Statistics [NW/ W]	[Valid=26 /-] [Invalid=4394 /-]

Value	Label	Cases	Percentage
0	Say or do something to humiliate you in front of others?	0	
2	No	0	
3	Threaten to hurt or harm you or someone close to you?	0	
4	Insult you or make you feel bad about yourself?	0	
5	Push you, shake you, or throw something at you	0	
6	Slap you	0	
7	Twist your arm or pull your hair	0	
8	Punch you with his fist or something that could hurt you	26	100.0%
9	Kick you, drag you, or beat you up	0	
10	Try to choke you or burn you on purpose	0	
11	Threatened to attack you with a knife or other weapon	0	
12	Attacked you with a weapon	0	
13	Touched you in a sexual way (e.g. kissing, grabbing, or fondling), when you did not want them to	0	
14	Try to have sexual intercourse with you when you did not want to but did not succeed	0	
15	Physically forced you to have sexual intercourse even when you did not want to	0	
16	Forced you to perform sexual acts when you did not want to	0	
Sysmiss		4394	

Warning: these figures indicate the number of cases found in the data file. They cannot be interpreted as summary statistics of the population of interest.

srs_female_violence_9: Has any male ever done any of the following things to you:

Information	[Type= discrete] [Format=numeric] [Range= 0-16] [Missing=*]
Statistics [NW/ W]	[Valid=26 /-] [Invalid=4394 /-]

Value	Label	Cases	Percentage
0	Say or do something to humiliate you in front of others?	0	
2	No	0	
3	Threaten to hurt or harm you or someone close to you?	0	
4	Insult you or make you feel bad about yourself?	0	
5	Push you, shake you, or throw something at you	0	

srs_female_violence_9: Has any male ever done any of the following things to you:

Value	Label	Cases	Percentage
6	Slap you	0	
7	Twist your arm or pull your hair	0	
8	Punch you with his fist or something that could hurt you	0	
9	Kick you, drag you, or beat you up	26	100.0%
10	Try to choke you or burn you on purpose	0	
11	Threatened to attack you with a knife or other weapon	0	
12	Attacked you with a weapon	0	
13	Touched you in a sexual way (e.g. kissing, grabbing, or fondling), when you did not want them to	0	
14	Try to have sexual intercourse with you when you did not want to but did not succeed	0	
15	Physically forced you to have sexual intercourse even when you did not want to	0	
16	Forced you to perform sexual acts when you did not want to	0	
Sysmiss		4394	

Warning: these figures indicate the number of cases found in the data file. They cannot be interpreted as summary statistics of the population of interest.

srs_female_violen_12mths_0: Has any male done any of the following things to you in the last 12 months:

Information	[Type= discrete] [Format=numeric] [Range= 0-16] [Missing=*]
Statistics [NW/ W]	[Valid=27 /-] [Invalid=4393 /-]

Value	Label	Cases	Percentage
0	Say or do something to humiliate you in front of others?	27	100.0%
2	No	0	
3	Threaten to hurt or harm you or someone close to you?	0	
4	Insult you or make you feel bad about yourself?	0	
5	Push you, shake you, or throw something at you	0	
6	Slap you	0	
7	Twist your arm or pull your hair	0	
8	Punch you with his fist or something that could hurt you	0	
9	Kick you, drag you, or beat you up	0	
10	Try to choke you or burn you on purpose	0	
11	Threatened to attack you with a knife or other weapon	0	
12	Attacked you with a weapon	0	
13	Touched you in a sexual way (e.g. kissing, grabbing, or fondling), when you did not want them to	0	
14	Try to have sexual intercourse with you when you did not want to but did not succeed	0	
15	Physically forced you to have sexual intercourse even when you did not want to	0	
16	Forced you to perform sexual acts when you did not want to	0	
Sysmiss		4393	

Warning: these figures indicate the number of cases found in the data file. They cannot be interpreted as summary statistics of the population of interest.

srs_female_violen_12mths_10: Has any male done any of the following things to you in the last 12 months:

Information	[Type= discrete] [Format=numeric] [Range= 0-16] [Missing=*]
Statistics [NW/ W]	[Valid=6 /-] [Invalid=4414 /-]

Value	Label	Cases	Percentage
0	Say or do something to humiliate you in front of others?	0	

srs_female_violen_12mths_10: Has any male done any of the following things to you in the last 12 months:

Value	Label	Cases	Percentage
2	No	0	
3	Threaten to hurt or harm you or someone close to you?	0	
4	Insult you or make you feel bad about yourself?	0	
5	Push you, shake you, or throw something at you	0	
6	Slap you	0	
7	Twist your arm or pull your hair	0	
8	Punch you with his fist or something that could hurt you	0	
9	Kick you, drag you, or beat you up	0	
10	Try to choke you or burn you on purpose	6	100.0%
11	Threatened to attack you with a knife or other weapon	0	
12	Attacked you with a weapon	0	
13	Touched you in a sexual way (e.g. kissing, grabbing, or fondling), when you did not want them to	0	
14	Try to have sexual intercourse with you when you did not want to but did not succeed	0	
15	Physically forced you to have sexual intercourse even when you did not want to	0	
16	Forced you to perform sexual acts when you did not want to	0	
Sysmiss		4414	

Warning: these figures indicate the number of cases found in the data file. They cannot be interpreted as summary statistics of the population of interest.

srs_female_violen_12mths_11: Has any male done any of the following things to you in the last 12 months:

Value	Label	Cases	Percentage
0	Say or do something to humiliate you in front of others?	0	
2	No	0	
3	Threaten to hurt or harm you or someone close to you?	0	
4	Insult you or make you feel bad about yourself?	0	
5	Push you, shake you, or throw something at you	0	
6	Slap you	0	
7	Twist your arm or pull your hair	0	
8	Punch you with his fist or something that could hurt you	0	
9	Kick you, drag you, or beat you up	0	
10	Try to choke you or burn you on purpose	0	
11	Threatened to attack you with a knife or other weapon	8	100.0%
12	Attacked you with a weapon	0	
13	Touched you in a sexual way (e.g. kissing, grabbing, or fondling), when you did not want them to	0	
14	Try to have sexual intercourse with you when you did not want to but did not succeed	0	
15	Physically forced you to have sexual intercourse even when you did not want to	0	
16	Forced you to perform sexual acts when you did not want to	0	
Sysmiss		4412	

Warning: these figures indicate the number of cases found in the data file. They cannot be interpreted as summary statistics of the population of interest.

# srs_female_violen_12mths_12: Has any male done any of the following things to you in the last 12 months:			
Information		[Type= discrete] [Format=numeric] [Range= 0-16] [Missing=*]	
Statistics [NW/ W]		[Valid=3 /-] [Invalid=4417 /-]	
Value	Label	Cases	Percentage
0	Say or do something to humiliate you in front of others?	0	
2	No	0	
3	Threaten to hurt or harm you or someone close to you?	0	
4	Insult you or make you feel bad about yourself?	0	
5	Push you, shake you, or throw something at you	0	
6	Slap you	0	
7	Twist your arm or pull your hair	0	
8	Punch you with his fist or something that could hurt you	0	
9	Kick you, drag you, or beat you up	0	
10	Try to choke you or burn you on purpose	0	
11	Threatened to attack you with a knife or other weapon	0	
12	Attacked you with a weapon	3	100.0%
13	Touched you in a sexual way (e.g. kissing, grabbing, or fondling), when you did not want them to	0	
14	Try to have sexual intercourse with you when you did not want to but did not succeed	0	
15	Physically forced you to have sexual intercourse even when you did not want to	0	
16	Forced you to perform sexual acts when you did not want to	0	
Sysmiss		4417	
<i>Warning: these figures indicate the number of cases found in the data file. They cannot be interpreted as summary statistics of the population of interest.</i>			
# srs_female_violen_12mths_13: Has any male done any of the following things to you in the last 12 months:			
Information		[Type= discrete] [Format=numeric] [Range= 0-16] [Missing=*]	
Statistics [NW/ W]		[Valid=6 /-] [Invalid=4414 /-]	
Value	Label	Cases	Percentage
0	Say or do something to humiliate you in front of others?	0	
2	No	0	
3	Threaten to hurt or harm you or someone close to you?	0	
4	Insult you or make you feel bad about yourself?	0	
5	Push you, shake you, or throw something at you	0	
6	Slap you	0	
7	Twist your arm or pull your hair	0	
8	Punch you with his fist or something that could hurt you	0	
9	Kick you, drag you, or beat you up	0	
10	Try to choke you or burn you on purpose	0	
11	Threatened to attack you with a knife or other weapon	0	
12	Attacked you with a weapon	0	
13	Touched you in a sexual way (e.g. kissing, grabbing, or fondling), when you did not want them to	6	100.0%
14	Try to have sexual intercourse with you when you did not want to but did not succeed	0	
15	Physically forced you to have sexual intercourse even when you did not want to	0	
16	Forced you to perform sexual acts when you did not want to	0	

# srs_female_violen_12mths_13: Has any male done any of the following things to you in the last 12 months:			
Value	Label	Cases	Percentage
Sysmiss		4414	
<i>Warning: these figures indicate the number of cases found in the data file. They cannot be interpreted as summary statistics of the population of interest.</i>			
# srs_female_violen_12mths_14: Has any male done any of the following things to you in the last 12 months:			
Information	[Type= discrete] [Format=numeric] [Range= 0-16] [Missing=*]		
Statistics [NW/ W]	[Valid=6 /-] [Invalid=4414 /-]		
Value	Label	Cases	Percentage
0	Say or do something to humiliate you in front of others?	0	
2	No	0	
3	Threaten to hurt or harm you or someone close to you?	0	
4	Insult you or make you feel bad about yourself?	0	
5	Push you, shake you, or throw something at you	0	
6	Slap you	0	
7	Twist your arm or pull your hair	0	
8	Punch you with his fist or something that could hurt you	0	
9	Kick you, drag you, or beat you up	0	
10	Try to choke you or burn you on purpose	0	
11	Threatened to attack you with a knife or other weapon	0	
12	Attacked you with a weapon	0	
13	Touched you in a sexual way (e.g. kissing, grabbing, or fondling), when you did not want them to	0	
14	Try to have sexual intercourse with you when you did not want to but did not succeed	6	100.0%
15	Physically forced you to have sexual intercourse even when you did not want to	0	
16	Forced you to perform sexual acts when you did not want to	0	
Sysmiss		4414	
<i>Warning: these figures indicate the number of cases found in the data file. They cannot be interpreted as summary statistics of the population of interest.</i>			
# srs_female_violen_12mths_15: Has any male done any of the following things to you in the last 12 months:			
Information	[Type= discrete] [Format=numeric] [Range= 0-16] [Missing=*]		
Statistics [NW/ W]	[Valid=6 /-] [Invalid=4414 /-]		
Value	Label	Cases	Percentage
0	Say or do something to humiliate you in front of others?	0	
2	No	0	
3	Threaten to hurt or harm you or someone close to you?	0	
4	Insult you or make you feel bad about yourself?	0	
5	Push you, shake you, or throw something at you	0	
6	Slap you	0	
7	Twist your arm or pull your hair	0	
8	Punch you with his fist or something that could hurt you	0	
9	Kick you, drag you, or beat you up	0	
10	Try to choke you or burn you on purpose	0	
11	Threatened to attack you with a knife or other weapon	0	
12	Attacked you with a weapon	0	
13	Touched you in a sexual way (e.g. kissing, grabbing, or fondling), when you did not want them to	0	

srs_female_violen_12mths_15: Has any male done any of the following things to you in the last 12 months:

Value	Label	Cases	Percentage
14	Try to have sexual intercourse with you when you did not want to but did not succeed	0	
15	Physically forced you to have sexual intercourse even when you did not want to	6	100.0%
16	Forced you to perform sexual acts when you did not want to	0	
Sysmiss		4414	

Warning: these figures indicate the number of cases found in the data file. They cannot be interpreted as summary statistics of the population of interest.

srs_female_violen_12mths_16: Has any male done any of the following things to you in the last 12 months:

Information	[Type= discrete] [Format=numeric] [Range= 0-16] [Missing=*]
Statistics [NW/ W]	[Valid=7 /-] [Invalid=4413 /-]

Value	Label	Cases	Percentage
0	Say or do something to humiliate you in front of others?	0	
2	No	0	
3	Threaten to hurt or harm you or someone close to you?	0	
4	Insult you or make you feel bad about yourself?	0	
5	Push you, shake you, or throw something at you	0	
6	Slap you	0	
7	Twist your arm or pull your hair	0	
8	Punch you with his fist or something that could hurt you	0	
9	Kick you, drag you, or beat you up	0	
10	Try to choke you or burn you on purpose	0	
11	Threatened to attack you with a knife or other weapon	0	
12	Attacked you with a weapon	0	
13	Touched you in a sexual way (e.g. kissing, grabbing, or fondling), when you did not want them to	0	
14	Try to have sexual intercourse with you when you did not want to but did not succeed	0	
15	Physically forced you to have sexual intercourse even when you did not want to	0	
16	Forced you to perform sexual acts when you did not want to	7	100.0%
Sysmiss		4413	

Warning: these figures indicate the number of cases found in the data file. They cannot be interpreted as summary statistics of the population of interest.

srs_female_violen_12mths_2: Has any male done any of the following things to you in the last 12 months:

Information	[Type= discrete] [Format=numeric] [Range= 0-16] [Missing=*]
Statistics [NW/ W]	[Valid=464 /-] [Invalid=3956 /-]

Value	Label	Cases	Percentage
0	Say or do something to humiliate you in front of others?	0	
2	No	464	100.0%
3	Threaten to hurt or harm you or someone close to you?	0	
4	Insult you or make you feel bad about yourself?	0	
5	Push you, shake you, or throw something at you	0	
6	Slap you	0	
7	Twist your arm or pull your hair	0	
8	Punch you with his fist or something that could hurt you	0	
9	Kick you, drag you, or beat you up	0	

srs_female_violen_12mths_2: Has any male done any of the following things to you in the last 12 months:

Value	Label	Cases	Percentage
10	Try to choke you or burn you on purpose	0	
11	Threatened to attack you with a knife or other weapon	0	
12	Attacked you with a weapon	0	
13	Touched you in a sexual way (e.g. kissing, grabbing, or fondling), when you did not want them to	0	
14	Try to have sexual intercourse with you when you did not want to but did not succeed	0	
15	Physically forced you to have sexual intercourse even when you did not want to	0	
16	Forced you to perform sexual acts when you did not want to	0	
Sysmiss		3956	

Warning: these figures indicate the number of cases found in the data file. They cannot be interpreted as summary statistics of the population of interest.

srs_female_violen_12mths_3: Has any male done any of the following things to you in the last 12 months:

Information	[Type= discrete] [Format=numeric] [Range= 0-16] [Missing=*]
Statistics [NW/ W]	[Valid=17 /-] [Invalid=4403 /-]

Value	Label	Cases	Percentage
0	Say or do something to humiliate you in front of others?	0	
2	No	0	
3	Threaten to hurt or harm you or someone close to you?	17	100.0%
4	Insult you or make you feel bad about yourself?	0	
5	Push you, shake you, or throw something at you	0	
6	Slap you	0	
7	Twist your arm or pull your hair	0	
8	Punch you with his fist or something that could hurt you	0	
9	Kick you, drag you, or beat you up	0	
10	Try to choke you or burn you on purpose	0	
11	Threatened to attack you with a knife or other weapon	0	
12	Attacked you with a weapon	0	
13	Touched you in a sexual way (e.g. kissing, grabbing, or fondling), when you did not want them to	0	
14	Try to have sexual intercourse with you when you did not want to but did not succeed	0	
15	Physically forced you to have sexual intercourse even when you did not want to	0	
16	Forced you to perform sexual acts when you did not want to	0	
Sysmiss		4403	

Warning: these figures indicate the number of cases found in the data file. They cannot be interpreted as summary statistics of the population of interest.

srs_female_violen_12mths_4: Has any male done any of the following things to you in the last 12 months:

Information	[Type= discrete] [Format=numeric] [Range= 0-16] [Missing=*]
Statistics [NW/ W]	[Valid=33 /-] [Invalid=4387 /-]

Value	Label	Cases	Percentage
0	Say or do something to humiliate you in front of others?	0	
2	No	0	
3	Threaten to hurt or harm you or someone close to you?	0	
4	Insult you or make you feel bad about yourself?	33	100.0%
5	Push you, shake you, or throw something at you	0	

srs_female_violen_12mths_4: Has any male done any of the following things to you in the last 12 months:

Value	Label	Cases	Percentage
6	Slap you	0	
7	Twist your arm or pull your hair	0	
8	Punch you with his fist or something that could hurt you	0	
9	Kick you, drag you, or beat you up	0	
10	Try to choke you or burn you on purpose	0	
11	Threatened to attack you with a knife or other weapon	0	
12	Attacked you with a weapon	0	
13	Touched you in a sexual way (e.g. kissing, grabbing, or fondling), when you did not want them to	0	
14	Try to have sexual intercourse with you when you did not want to but did not succeed	0	
15	Physically forced you to have sexual intercourse even when you did not want to	0	
16	Forced you to perform sexual acts when you did not want to	0	
Sysmiss		4387	

Warning: these figures indicate the number of cases found in the data file. They cannot be interpreted as summary statistics of the population of interest.

srs_female_violen_12mths_5: Has any male done any of the following things to you in the last 12 months:

Information	[Type= discrete] [Format=numeric] [Range= 0-16] [Missing=*]
Statistics [NW/ W]	[Valid=5 /-] [Invalid=4415 /-]

Value	Label	Cases	Percentage
0	Say or do something to humiliate you in front of others?	0	
2	No	0	
3	Threaten to hurt or harm you or someone close to you?	0	
4	Insult you or make you feel bad about yourself?	0	
5	Push you, shake you, or throw something at you	5	100.0%
6	Slap you	0	
7	Twist your arm or pull your hair	0	
8	Punch you with his fist or something that could hurt you	0	
9	Kick you, drag you, or beat you up	0	
10	Try to choke you or burn you on purpose	0	
11	Threatened to attack you with a knife or other weapon	0	
12	Attacked you with a weapon	0	
13	Touched you in a sexual way (e.g. kissing, grabbing, or fondling), when you did not want them to	0	
14	Try to have sexual intercourse with you when you did not want to but did not succeed	0	
15	Physically forced you to have sexual intercourse even when you did not want to	0	
16	Forced you to perform sexual acts when you did not want to	0	
Sysmiss		4415	

Warning: these figures indicate the number of cases found in the data file. They cannot be interpreted as summary statistics of the population of interest.

srs_female_violen_12mths_6: Has any male done any of the following things to you in the last 12 months:

Information	[Type= discrete] [Format=numeric] [Range= 0-16] [Missing=*]
Statistics [NW/ W]	[Valid=33 /-] [Invalid=4387 /-]

Value	Label	Cases	Percentage
0	Say or do something to humiliate you in front of others?	0	

srs_female_violen_12mths_6: Has any male done any of the following things to you in the last 12 months:

Value	Label	Cases	Percentage
2	No	0	
3	Threaten to hurt or harm you or someone close to you?	0	
4	Insult you or make you feel bad about yourself?	0	
5	Push you, shake you, or throw something at you	0	
6	Slap you	33	100.0%
7	Twist your arm or pull your hair	0	
8	Punch you with his fist or something that could hurt you	0	
9	Kick you, drag you, or beat you up	0	
10	Try to choke you or burn you on purpose	0	
11	Threatened to attack you with a knife or other weapon	0	
12	Attacked you with a weapon	0	
13	Touched you in a sexual way (e.g. kissing, grabbing, or fondling), when you did not want them to	0	
14	Try to have sexual intercourse with you when you did not want to but did not succeed	0	
15	Physically forced you to have sexual intercourse even when you did not want to	0	
16	Forced you to perform sexual acts when you did not want to	0	
Sysmiss		4387	

Warning: these figures indicate the number of cases found in the data file. They cannot be interpreted as summary statistics of the population of interest.

srs_female_violen_12mths_7: Has any male done any of the following things to you in the last 12 months:

Value	Label	Cases	Percentage
0	Say or do something to humiliate you in front of others?	0	
2	No	0	
3	Threaten to hurt or harm you or someone close to you?	0	
4	Insult you or make you feel bad about yourself?	0	
5	Push you, shake you, or throw something at you	0	
6	Slap you	0	
7	Twist your arm or pull your hair	4	100.0%
8	Punch you with his fist or something that could hurt you	0	
9	Kick you, drag you, or beat you up	0	
10	Try to choke you or burn you on purpose	0	
11	Threatened to attack you with a knife or other weapon	0	
12	Attacked you with a weapon	0	
13	Touched you in a sexual way (e.g. kissing, grabbing, or fondling), when you did not want them to	0	
14	Try to have sexual intercourse with you when you did not want to but did not succeed	0	
15	Physically forced you to have sexual intercourse even when you did not want to	0	
16	Forced you to perform sexual acts when you did not want to	0	
Sysmiss		4416	

Warning: these figures indicate the number of cases found in the data file. They cannot be interpreted as summary statistics of the population of interest.

srs_female_violen_12mths_8: Has any male done any of the following things to you in the last 12 months:

Information	[Type= discrete] [Format=numeric] [Range= 0-16] [Missing=*]		
Statistics [NW/ W]	[Valid=7 /-] [Invalid=4413 /-]		
Value	Label	Cases	Percentage
0	Say or do something to humiliate you in front of others?	0	
2	No	0	
3	Threaten to hurt or harm you or someone close to you?	0	
4	Insult you or make you feel bad about yourself?	0	
5	Push you, shake you, or throw something at you	0	
6	Slap you	0	
7	Twist your arm or pull your hair	0	
8	Punch you with his fist or something that could hurt you	7	100.0%
9	Kick you, drag you, or beat you up	0	
10	Try to choke you or burn you on purpose	0	
11	Threatened to attack you with a knife or other weapon	0	
12	Attacked you with a weapon	0	
13	Touched you in a sexual way (e.g. kissing, grabbing, or fondling), when you did not want them to	0	
14	Try to have sexual intercourse with you when you did not want to but did not succeed	0	
15	Physically forced you to have sexual intercourse even when you did not want to	0	
16	Forced you to perform sexual acts when you did not want to	0	
Sysmiss		4413	

Warning: these figures indicate the number of cases found in the data file. They cannot be interpreted as summary statistics of the population of interest.

srs_female_violen_12mths_9: Has any male done any of the following things to you in the last 12 months:

Information	[Type= discrete] [Format=numeric] [Range= 0-16] [Missing=*]		
Statistics [NW/ W]	[Valid=7 /-] [Invalid=4413 /-]		
Value	Label	Cases	Percentage
0	Say or do something to humiliate you in front of others?	0	
2	No	0	
3	Threaten to hurt or harm you or someone close to you?	0	
4	Insult you or make you feel bad about yourself?	0	
5	Push you, shake you, or throw something at you	0	
6	Slap you	0	
7	Twist your arm or pull your hair	0	
8	Punch you with his fist or something that could hurt you	0	
9	Kick you, drag you, or beat you up	7	100.0%
10	Try to choke you or burn you on purpose	0	
11	Threatened to attack you with a knife or other weapon	0	
12	Attacked you with a weapon	0	
13	Touched you in a sexual way (e.g. kissing, grabbing, or fondling), when you did not want them to	0	
14	Try to have sexual intercourse with you when you did not want to but did not succeed	0	
15	Physically forced you to have sexual intercourse even when you did not want to	0	
16	Forced you to perform sexual acts when you did not want to	0	

srs_female_violen_12mths_9: Has any male done any of the following things to you in the last 12 months:

Value	Label	Cases	Percentage
Sysmiss		4413	

Warning: these figures indicate the number of cases found in the data file. They cannot be interpreted as summary statistics of the population of interest.

srs_male_violence_0: Has anyone ever done any of the following things to you:

Information	[Type= discrete] [Format=numeric] [Range= 0-16] [Missing=*]
Statistics [NW/ W]	[Valid=404 /-] [Invalid=4016 /-]

Value	Label	Cases	Percentage
0	Say or do something to humiliate you in front of others?	404	100.0%
2	No	0	
3	Threaten to hurt or harm you or someone close to you?	0	
4	Insult you or make you feel bad about yourself?	0	
5	Push you, shake you, or throw something at you	0	
6	Slap you	0	
7	Twist your arm or pull your hair	0	
8	Punch you with his fist or something that could hurt you	0	
9	Kick you, drag you, or beat you up	0	
10	Try to choke you or burn you on purpose	0	
11	Threatened to attack you with a knife or other weapon	0	
12	Attacked you with a weapon	0	
13	Touched you in a sexual way (e.g. kissing, grabbing, or fondling), when you did not want them to	0	
14	Try to have sexual intercourse with you when you did not want to but did not succeed	0	
15	Physically forced you to have sexual intercourse even when you did not want to	0	
16	Forced you to perform sexual acts when you did not want to	0	
Sysmiss		4016	

Warning: these figures indicate the number of cases found in the data file. They cannot be interpreted as summary statistics of the population of interest.

srs_male_violence_10: Has anyone ever done any of the following things to you:

Information	[Type= discrete] [Format=numeric] [Range= 0-16] [Missing=*]
Statistics [NW/ W]	[Valid=85 /-] [Invalid=4335 /-]

Value	Label	Cases	Percentage
0	Say or do something to humiliate you in front of others?	0	
2	No	0	
3	Threaten to hurt or harm you or someone close to you?	0	
4	Insult you or make you feel bad about yourself?	0	
5	Push you, shake you, or throw something at you	0	
6	Slap you	0	
7	Twist your arm or pull your hair	0	
8	Punch you with his fist or something that could hurt you	0	
9	Kick you, drag you, or beat you up	0	
10	Try to choke you or burn you on purpose	85	100.0%
11	Threatened to attack you with a knife or other weapon	0	
12	Attacked you with a weapon	0	
13	Touched you in a sexual way (e.g. kissing, grabbing, or fondling), when you did not want them to	0	

srs_male_violence_10: Has anyone ever done any of the following things to you:

Value	Label	Cases	Percentage
14	Try to have sexual intercourse with you when you did not want to but did not succeed	0	
15	Physically forced you to have sexual intercourse even when you did not want to	0	
16	Forced you to perform sexual acts when you did not want to	0	
Sysmiss		4335	

Warning: these figures indicate the number of cases found in the data file. They cannot be interpreted as summary statistics of the population of interest.

srs_male_violence_11: Has anyone ever done any of the following things to you:

Information	[Type= discrete] [Format=numeric] [Range= 0-16] [Missing=*]
Statistics [NW/ W]	[Valid=301 /-] [Invalid=4119 /-]

Value	Label	Cases	Percentage
0	Say or do something to humiliate you in front of others?	0	
2	No	0	
3	Threaten to hurt or harm you or someone close to you?	0	
4	Insult you or make you feel bad about yourself?	0	
5	Push you, shake you, or throw something at you	0	
6	Slap you	0	
7	Twist your arm or pull your hair	0	
8	Punch you with his fist or something that could hurt you	0	
9	Kick you, drag you, or beat you up	0	
10	Try to choke you or burn you on purpose	0	
11	Threatened to attack you with a knife or other weapon	301	100.0%
12	Attacked you with a weapon	0	
13	Touched you in a sexual way (e.g. kissing, grabbing, or fondling), when you did not want them to	0	
14	Try to have sexual intercourse with you when you did not want to but did not succeed	0	
15	Physically forced you to have sexual intercourse even when you did not want to	0	
16	Forced you to perform sexual acts when you did not want to	0	
Sysmiss		4119	

Warning: these figures indicate the number of cases found in the data file. They cannot be interpreted as summary statistics of the population of interest.

srs_male_violence_12: Has anyone ever done any of the following things to you:

Information	[Type= discrete] [Format=numeric] [Range= 0-16] [Missing=*]
Statistics [NW/ W]	[Valid=149 /-] [Invalid=4271 /-]

Value	Label	Cases	Percentage
0	Say or do something to humiliate you in front of others?	0	
2	No	0	
3	Threaten to hurt or harm you or someone close to you?	0	
4	Insult you or make you feel bad about yourself?	0	
5	Push you, shake you, or throw something at you	0	
6	Slap you	0	
7	Twist your arm or pull your hair	0	
8	Punch you with his fist or something that could hurt you	0	
9	Kick you, drag you, or beat you up	0	

srs_male_violence_12: Has anyone ever done any of the following things to you:

Value	Label	Cases	Percentage
10	Try to choke you or burn you on purpose	0	
11	Threatened to attack you with a knife or other weapon	0	
12	Attacked you with a weapon	149	100.0%
13	Touched you in a sexual way (e.g. kissing, grabbing, or fondling), when you did not want them to	0	
14	Try to have sexual intercourse with you when you did not want to but did not succeed	0	
15	Physically forced you to have sexual intercourse even when you did not want to	0	
16	Forced you to perform sexual acts when you did not want to	0	
Sysmiss		4271	

Warning: these figures indicate the number of cases found in the data file. They cannot be interpreted as summary statistics of the population of interest.

srs_male_violence_13: Has anyone ever done any of the following things to you:

Information	[Type= discrete] [Format=numeric] [Range= 0-16] [Missing=*]
Statistics [NW/ W]	[Valid=72 /-] [Invalid=4348 /-]

Value	Label	Cases	Percentage
0	Say or do something to humiliate you in front of others?	0	
2	No	0	
3	Threaten to hurt or harm you or someone close to you?	0	
4	Insult you or make you feel bad about yourself?	0	
5	Push you, shake you, or throw something at you	0	
6	Slap you	0	
7	Twist your arm or pull your hair	0	
8	Punch you with his fist or something that could hurt you	0	
9	Kick you, drag you, or beat you up	0	
10	Try to choke you or burn you on purpose	0	
11	Threatened to attack you with a knife or other weapon	0	
12	Attacked you with a weapon	0	
13	Touched you in a sexual way (e.g. kissing, grabbing, or fondling), when you did not want them to	72	100.0%
14	Try to have sexual intercourse with you when you did not want to but did not succeed	0	
15	Physically forced you to have sexual intercourse even when you did not want to	0	
16	Forced you to perform sexual acts when you did not want to	0	
Sysmiss		4348	

Warning: these figures indicate the number of cases found in the data file. They cannot be interpreted as summary statistics of the population of interest.

srs_male_violence_14: Has anyone ever done any of the following things to you:

Information	[Type= discrete] [Format=numeric] [Range= 0-16] [Missing=*]
Statistics [NW/ W]	[Valid=49 /-] [Invalid=4371 /-]

Value	Label	Cases	Percentage
0	Say or do something to humiliate you in front of others?	0	
2	No	0	
3	Threaten to hurt or harm you or someone close to you?	0	
4	Insult you or make you feel bad about yourself?	0	
5	Push you, shake you, or throw something at you	0	

srs_male_violence_14: Has anyone ever done any of the following things to you:

Value	Label	Cases	Percentage
6	Slap you	0	
7	Twist your arm or pull your hair	0	
8	Punch you with his fist or something that could hurt you	0	
9	Kick you, drag you, or beat you up	0	
10	Try to choke you or burn you on purpose	0	
11	Threatened to attack you with a knife or other weapon	0	
12	Attacked you with a weapon	0	
13	Touched you in a sexual way (e.g. kissing, grabbing, or fondling), when you did not want them to	0	
14	Try to have sexual intercourse with you when you did not want to but did not succeed	49	100.0%
15	Physically forced you to have sexual intercourse even when you did not want to	0	
16	Forced you to perform sexual acts when you did not want to	0	
Sysmiss		4371	

Warning: these figures indicate the number of cases found in the data file. They cannot be interpreted as summary statistics of the population of interest.

srs_male_violence_15: Has anyone ever done any of the following things to you:

Information	[Type= discrete] [Format=numeric] [Range= 0-16] [Missing=*]
Statistics [NW/ W]	[Valid=26 /-] [Invalid=4394 /-]

Value	Label	Cases	Percentage
0	Say or do something to humiliate you in front of others?	0	
2	No	0	
3	Threaten to hurt or harm you or someone close to you?	0	
4	Insult you or make you feel bad about yourself?	0	
5	Push you, shake you, or throw something at you	0	
6	Slap you	0	
7	Twist your arm or pull your hair	0	
8	Punch you with his fist or something that could hurt you	0	
9	Kick you, drag you, or beat you up	0	
10	Try to choke you or burn you on purpose	0	
11	Threatened to attack you with a knife or other weapon	0	
12	Attacked you with a weapon	0	
13	Touched you in a sexual way (e.g. kissing, grabbing, or fondling), when you did not want them to	0	
14	Try to have sexual intercourse with you when you did not want to but did not succeed	0	
15	Physically forced you to have sexual intercourse even when you did not want to	26	100.0%
16	Forced you to perform sexual acts when you did not want to	0	
Sysmiss		4394	

Warning: these figures indicate the number of cases found in the data file. They cannot be interpreted as summary statistics of the population of interest.

srs_male_violence_16: Has anyone ever done any of the following things to you:

Information	[Type= discrete] [Format=numeric] [Range= 0-16] [Missing=*]
Statistics [NW/ W]	[Valid=31 /-] [Invalid=4389 /-]

Value	Label	Cases	Percentage
0	Say or do something to humiliate you in front of others?	0	

srs_male_violence_16: Has anyone ever done any of the following things to you:

Value	Label	Cases	Percentage
2	No	0	
3	Threaten to hurt or harm you or someone close to you?	0	
4	Insult you or make you feel bad about yourself?	0	
5	Push you, shake you, or throw something at you	0	
6	Slap you	0	
7	Twist your arm or pull your hair	0	
8	Punch you with his fist or something that could hurt you	0	
9	Kick you, drag you, or beat you up	0	
10	Try to choke you or burn you on purpose	0	
11	Threatened to attack you with a knife or other weapon	0	
12	Attacked you with a weapon	0	
13	Touched you in a sexual way (e.g. kissing, grabbing, or fondling), when you did not want them to	0	
14	Try to have sexual intercourse with you when you did not want to but did not succeed	0	
15	Physically forced you to have sexual intercourse even when you did not want to	0	
16	Forced you to perform sexual acts when you did not want to	31	100.0%
Sysmiss		4389	

Warning: these figures indicate the number of cases found in the data file. They cannot be interpreted as summary statistics of the population of interest.

srs_male_violence_2: Has anyone ever done any of the following things to you:

Value	Label	Cases	Percentage
0	Say or do something to humiliate you in front of others?	0	
2	No	1373	100.0%
3	Threaten to hurt or harm you or someone close to you?	0	
4	Insult you or make you feel bad about yourself?	0	
5	Push you, shake you, or throw something at you	0	
6	Slap you	0	
7	Twist your arm or pull your hair	0	
8	Punch you with his fist or something that could hurt you	0	
9	Kick you, drag you, or beat you up	0	
10	Try to choke you or burn you on purpose	0	
11	Threatened to attack you with a knife or other weapon	0	
12	Attacked you with a weapon	0	
13	Touched you in a sexual way (e.g. kissing, grabbing, or fondling), when you did not want them to	0	
14	Try to have sexual intercourse with you when you did not want to but did not succeed	0	
15	Physically forced you to have sexual intercourse even when you did not want to	0	
16	Forced you to perform sexual acts when you did not want to	0	
Sysmiss		3047	

Warning: these figures indicate the number of cases found in the data file. They cannot be interpreted as summary statistics of the population of interest.

srs_male_violence_3: Has anyone ever done any of the following things to you:

Information	[Type= discrete] [Format=numeric] [Range= 0-16] [Missing=*]
Statistics [NW/ W]	[Valid=248 /-] [Invalid=4172 /-]

Value	Label	Cases	Percentage
0	Say or do something to humiliate you in front of others?	0	
2	No	0	
3	Threaten to hurt or harm you or someone close to you?	248	100.0%
4	Insult you or make you feel bad about yourself?	0	
5	Push you, shake you, or throw something at you	0	
6	Slap you	0	
7	Twist your arm or pull your hair	0	
8	Punch you with his fist or something that could hurt you	0	
9	Kick you, drag you, or beat you up	0	
10	Try to choke you or burn you on purpose	0	
11	Threatened to attack you with a knife or other weapon	0	
12	Attacked you with a weapon	0	
13	Touched you in a sexual way (e.g. kissing, grabbing, or fondling), when you did not want them to	0	
14	Try to have sexual intercourse with you when you did not want to but did not succeed	0	
15	Physically forced you to have sexual intercourse even when you did not want to	0	
16	Forced you to perform sexual acts when you did not want to	0	
Sysmiss		4172	

Warning: these figures indicate the number of cases found in the data file. They cannot be interpreted as summary statistics of the population of interest.

srs_male_violence_4: Has anyone ever done any of the following things to you:

Information	[Type= discrete] [Format=numeric] [Range= 0-16] [Missing=*]
Statistics [NW/ W]	[Valid=492 /-] [Invalid=3928 /-]

Value	Label	Cases	Percentage
0	Say or do something to humiliate you in front of others?	0	
2	No	0	
3	Threaten to hurt or harm you or someone close to you?	0	
4	Insult you or make you feel bad about yourself?	492	100.0%
5	Push you, shake you, or throw something at you	0	
6	Slap you	0	
7	Twist your arm or pull your hair	0	
8	Punch you with his fist or something that could hurt you	0	
9	Kick you, drag you, or beat you up	0	
10	Try to choke you or burn you on purpose	0	
11	Threatened to attack you with a knife or other weapon	0	
12	Attacked you with a weapon	0	
13	Touched you in a sexual way (e.g. kissing, grabbing, or fondling), when you did not want them to	0	
14	Try to have sexual intercourse with you when you did not want to but did not succeed	0	
15	Physically forced you to have sexual intercourse even when you did not want to	0	
16	Forced you to perform sexual acts when you did not want to	0	

srs_male_violence_4: Has anyone ever done any of the following things to you:

Value	Label	Cases	Percentage
Sysmiss		3928	

Warning: these figures indicate the number of cases found in the data file. They cannot be interpreted as summary statistics of the population of interest.

srs_male_violence_5: Has anyone ever done any of the following things to you:

Information	[Type= discrete] [Format=numeric] [Range= 0-16] [Missing=*]
Statistics [NW/ W]	[Valid=278 /-] [Invalid=4142 /-]

Value	Label	Cases	Percentage
0	Say or do something to humiliate you in front of others?	0	
2	No	0	
3	Threaten to hurt or harm you or someone close to you?	0	
4	Insult you or make you feel bad about yourself?	0	
5	Push you, shake you, or throw something at you	278	100.0%
6	Slap you	0	
7	Twist your arm or pull your hair	0	
8	Punch you with his fist or something that could hurt you	0	
9	Kick you, drag you, or beat you up	0	
10	Try to choke you or burn you on purpose	0	
11	Threatened to attack you with a knife or other weapon	0	
12	Attacked you with a weapon	0	
13	Touched you in a sexual way (e.g. kissing, grabbing, or fondling), when you did not want them to	0	
14	Try to have sexual intercourse with you when you did not want to but did not succeed	0	
15	Physically forced you to have sexual intercourse even when you did not want to	0	
16	Forced you to perform sexual acts when you did not want to	0	
Sysmiss		4142	

Warning: these figures indicate the number of cases found in the data file. They cannot be interpreted as summary statistics of the population of interest.

srs_male_violence_6: Has anyone ever done any of the following things to you:

Information	[Type= discrete] [Format=numeric] [Range= 0-16] [Missing=*]
Statistics [NW/ W]	[Valid=449 /-] [Invalid=3971 /-]

Value	Label	Cases	Percentage
0	Say or do something to humiliate you in front of others?	0	
2	No	0	
3	Threaten to hurt or harm you or someone close to you?	0	
4	Insult you or make you feel bad about yourself?	0	
5	Push you, shake you, or throw something at you	0	
6	Slap you	449	100.0%
7	Twist your arm or pull your hair	0	
8	Punch you with his fist or something that could hurt you	0	
9	Kick you, drag you, or beat you up	0	
10	Try to choke you or burn you on purpose	0	
11	Threatened to attack you with a knife or other weapon	0	
12	Attacked you with a weapon	0	
13	Touched you in a sexual way (e.g. kissing, grabbing, or fondling), when you did not want them to	0	

srs_male_violence_6: Has anyone ever done any of the following things to you:

Value	Label	Cases	Percentage
14	Try to have sexual intercourse with you when you did not want to but did not succeed	0	
15	Physically forced you to have sexual intercourse even when you did not want to	0	
16	Forced you to perform sexual acts when you did not want to	0	
Sysmiss		3971	

Warning: these figures indicate the number of cases found in the data file. They cannot be interpreted as summary statistics of the population of interest.

srs_male_violence_7: Has anyone ever done any of the following things to you:

Information	[Type= discrete] [Format=numeric] [Range= 0-16] [Missing=*]
Statistics [NW/ W]	[Valid=115 /-] [Invalid=4305 /-]

Value	Label	Cases	Percentage
0	Say or do something to humiliate you in front of others?	0	
2	No	0	
3	Threaten to hurt or harm you or someone close to you?	0	
4	Insult you or make you feel bad about yourself?	0	
5	Push you, shake you, or throw something at you	0	
6	Slap you	0	
7	Twist your arm or pull your hair	115	100.0%
8	Punch you with his fist or something that could hurt you	0	
9	Kick you, drag you, or beat you up	0	
10	Try to choke you or burn you on purpose	0	
11	Threatened to attack you with a knife or other weapon	0	
12	Attacked you with a weapon	0	
13	Touched you in a sexual way (e.g. kissing, grabbing, or fondling), when you did not want them to	0	
14	Try to have sexual intercourse with you when you did not want to but did not succeed	0	
15	Physically forced you to have sexual intercourse even when you did not want to	0	
16	Forced you to perform sexual acts when you did not want to	0	
Sysmiss		4305	

Warning: these figures indicate the number of cases found in the data file. They cannot be interpreted as summary statistics of the population of interest.

srs_male_violence_8: Has anyone ever done any of the following things to you:

Information	[Type= discrete] [Format=numeric] [Range= 0-16] [Missing=*]
Statistics [NW/ W]	[Valid=290 /-] [Invalid=4130 /-]

Value	Label	Cases	Percentage
0	Say or do something to humiliate you in front of others?	0	
2	No	0	
3	Threaten to hurt or harm you or someone close to you?	0	
4	Insult you or make you feel bad about yourself?	0	
5	Push you, shake you, or throw something at you	0	
6	Slap you	0	
7	Twist your arm or pull your hair	0	
8	Punch you with his fist or something that could hurt you	290	100.0%
9	Kick you, drag you, or beat you up	0	

srs_male_violence_8: Has anyone ever done any of the following things to you:

Value	Label	Cases	Percentage
10	Try to choke you or burn you on purpose	0	
11	Threatened to attack you with a knife or other weapon	0	
12	Attacked you with a weapon	0	
13	Touched you in a sexual way (e.g. kissing, grabbing, or fondling), when you did not want them to	0	
14	Try to have sexual intercourse with you when you did not want to but did not succeed	0	
15	Physically forced you to have sexual intercourse even when you did not want to	0	
16	Forced you to perform sexual acts when you did not want to	0	
Sysmiss		4130	

Warning: these figures indicate the number of cases found in the data file. They cannot be interpreted as summary statistics of the population of interest.

# srs_male_violence_9: Has anyone ever done any of the following things to you:			
Information		[Type= discrete] [Format=numeric] [Range= 0-16] [Missing=*]	
Statistics [NW/ W]		[Valid=238 /-] [Invalid=4182 /-]	
Value	Label	Cases	Percentage
0	Say or do something to humiliate you in front of others?	0	
2	No	0	
3	Threaten to hurt or harm you or someone close to you?	0	
4	Insult you or make you feel bad about yourself?	0	
5	Push you, shake you, or throw something at you	0	
6	Slap you	0	
7	Twist your arm or pull your hair	0	
8	Punch you with his fist or something that could hurt you	0	
9	Kick you, drag you, or beat you up	238	100.0%
10	Try to choke you or burn you on purpose	0	
11	Threatened to attack you with a knife or other weapon	0	
12	Attacked you with a weapon	0	
13	Touched you in a sexual way (e.g. kissing, grabbing, or fondling), when you did not want them to	0	
14	Try to have sexual intercourse with you when you did not want to but did not succeed	0	
15	Physically forced you to have sexual intercourse even when you did not want to	0	
16	Forced you to perform sexual acts when you did not want to	0	
Sysmiss		4182	
<i>Warning: these figures indicate the number of cases found in the data file. They cannot be interpreted as summary statistics of the population of interest.</i>			
# srs_male_violen_12mths_0: Has anyone ever done any of the following things to you in the last 12 months:			
Information		[Type= discrete] [Format=numeric] [Range= 0-16] [Missing=*]	
Statistics [NW/ W]		[Valid=233 /-] [Invalid=4187 /-]	
Value	Label	Cases	Percentage
0	Say or do something to humiliate you in front of others?	233	100.0%
2	No	0	
3	Threaten to hurt or harm you or someone close to you?	0	
4	Insult you or make you feel bad about yourself?	0	
5	Push you, shake you, or throw something at you	0	
6	Slap you	0	
7	Twist your arm or pull your hair	0	
8	Punch you with his fist or something that could hurt you	0	
9	Kick you, drag you, or beat you up	0	
10	Try to choke you or burn you on purpose	0	
11	Threatened to attack you with a knife or other weapon	0	
12	Attacked you with a weapon	0	
13	Touched you in a sexual way (e.g. kissing, grabbing, or fondling), when you did not want them to	0	
14	Try to have sexual intercourse with you when you did not want to but did not succeed	0	
15	Physically forced you to have sexual intercourse even when you did not want to	0	
16	Forced you to perform sexual acts when you did not want to	0	

# srs_male_violen_12mths_0: Has anyone ever done any of the following things to you in the last 12 months:			
Value	Label	Cases	Percentage
Sysmiss		4187	
<i>Warning: these figures indicate the number of cases found in the data file. They cannot be interpreted as summary statistics of the population of interest.</i>			
# srs_male_violen_12mths_10: Has anyone ever done any of the following things to you in the last 12 months:			
Information	[Type= discrete] [Format=numeric] [Range= 0-16] [Missing=*]		
Statistics [NW/ W]	[Valid=43 /-] [Invalid=4377 /-]		
Value	Label	Cases	Percentage
0	Say or do something to humiliate you in front of others?	0	
2	No	0	
3	Threaten to hurt or harm you or someone close to you?	0	
4	Insult you or make you feel bad about yourself?	0	
5	Push you, shake you, or throw something at you	0	
6	Slap you	0	
7	Twist your arm or pull your hair	0	
8	Punch you with his fist or something that could hurt you	0	
9	Kick you, drag you, or beat you up	0	
10	Try to choke you or burn you on purpose	43	100.0%
11	Threatened to attack you with a knife or other weapon	0	
12	Attacked you with a weapon	0	
13	Touched you in a sexual way (e.g. kissing, grabbing, or fondling), when you did not want them to	0	
14	Try to have sexual intercourse with you when you did not want to but did not succeed	0	
15	Physically forced you to have sexual intercourse even when you did not want to	0	
16	Forced you to perform sexual acts when you did not want to	0	
Sysmiss		4377	
<i>Warning: these figures indicate the number of cases found in the data file. They cannot be interpreted as summary statistics of the population of interest.</i>			
# srs_male_violen_12mths_11: Has anyone ever done any of the following things to you in the last 12 months:			
Information	[Type= discrete] [Format=numeric] [Range= 0-16] [Missing=*]		
Statistics [NW/ W]	[Valid=144 /-] [Invalid=4276 /-]		
Value	Label	Cases	Percentage
0	Say or do something to humiliate you in front of others?	0	
2	No	0	
3	Threaten to hurt or harm you or someone close to you?	0	
4	Insult you or make you feel bad about yourself?	0	
5	Push you, shake you, or throw something at you	0	
6	Slap you	0	
7	Twist your arm or pull your hair	0	
8	Punch you with his fist or something that could hurt you	0	
9	Kick you, drag you, or beat you up	0	
10	Try to choke you or burn you on purpose	0	
11	Threatened to attack you with a knife or other weapon	144	100.0%
12	Attacked you with a weapon	0	
13	Touched you in a sexual way (e.g. kissing, grabbing, or fondling), when you did not want them to	0	

srs_male_violen_12mths_11: Has anyone ever done any of the following things to you in the last 12 months:

Value	Label	Cases	Percentage
14	Try to have sexual intercourse with you when you did not want to but did not succeed	0	
15	Physically forced you to have sexual intercourse even when you did not want to	0	
16	Forced you to perform sexual acts when you did not want to	0	
Sysmiss		4276	

Warning: these figures indicate the number of cases found in the data file. They cannot be interpreted as summary statistics of the population of interest.

srs_male_violen_12mths_12: Has anyone ever done any of the following things to you in the last 12 months:

Information	[Type= discrete] [Format=numeric] [Range= 0-16] [Missing=*]
Statistics [NW/ W]	[Valid=84 /-] [Invalid=4336 /-]

Value	Label	Cases	Percentage
0	Say or do something to humiliate you in front of others?	0	
2	No	0	
3	Threaten to hurt or harm you or someone close to you?	0	
4	Insult you or make you feel bad about yourself?	0	
5	Push you, shake you, or throw something at you	0	
6	Slap you	0	
7	Twist your arm or pull your hair	0	
8	Punch you with his fist or something that could hurt you	0	
9	Kick you, drag you, or beat you up	0	
10	Try to choke you or burn you on purpose	0	
11	Threatened to attack you with a knife or other weapon	0	
12	Attacked you with a weapon	84	100.0%
13	Touched you in a sexual way (e.g. kissing, grabbing, or fondling), when you did not want them to	0	
14	Try to have sexual intercourse with you when you did not want to but did not succeed	0	
15	Physically forced you to have sexual intercourse even when you did not want to	0	
16	Forced you to perform sexual acts when you did not want to	0	
Sysmiss		4336	

Warning: these figures indicate the number of cases found in the data file. They cannot be interpreted as summary statistics of the population of interest.

srs_male_violen_12mths_13: Has anyone ever done any of the following things to you in the last 12 months:

Information	[Type= discrete] [Format=numeric] [Range= 0-16] [Missing=*]
Statistics [NW/ W]	[Valid=31 /-] [Invalid=4389 /-]

Value	Label	Cases	Percentage
0	Say or do something to humiliate you in front of others?	0	
2	No	0	
3	Threaten to hurt or harm you or someone close to you?	0	
4	Insult you or make you feel bad about yourself?	0	
5	Push you, shake you, or throw something at you	0	
6	Slap you	0	
7	Twist your arm or pull your hair	0	
8	Punch you with his fist or something that could hurt you	0	
9	Kick you, drag you, or beat you up	0	

srs_male_violen_12mths_13: Has anyone ever done any of the following things to you in the last 12 months:

Value	Label	Cases	Percentage
10	Try to choke you or burn you on purpose	0	
11	Threatened to attack you with a knife or other weapon	0	
12	Attacked you with a weapon	0	
13	Touched you in a sexual way (e.g. kissing, grabbing, or fondling), when you did not want them to	31	100.0%
14	Try to have sexual intercourse with you when you did not want to but did not succeed	0	
15	Physically forced you to have sexual intercourse even when you did not want to	0	
16	Forced you to perform sexual acts when you did not want to	0	
Sysmiss		4389	

Warning: these figures indicate the number of cases found in the data file. They cannot be interpreted as summary statistics of the population of interest.

srs_male_violen_12mths_14: Has anyone ever done any of the following things to you in the last 12 months:

Information	[Type= discrete] [Format=numeric] [Range= 0-16] [Missing=*]
Statistics [NW/ W]	[Valid=31 /-] [Invalid=4389 /-]

Value	Label	Cases	Percentage
0	Say or do something to humiliate you in front of others?	0	
2	No	0	
3	Threaten to hurt or harm you or someone close to you?	0	
4	Insult you or make you feel bad about yourself?	0	
5	Push you, shake you, or throw something at you	0	
6	Slap you	0	
7	Twist your arm or pull your hair	0	
8	Punch you with his fist or something that could hurt you	0	
9	Kick you, drag you, or beat you up	0	
10	Try to choke you or burn you on purpose	0	
11	Threatened to attack you with a knife or other weapon	0	
12	Attacked you with a weapon	0	
13	Touched you in a sexual way (e.g. kissing, grabbing, or fondling), when you did not want them to	0	
14	Try to have sexual intercourse with you when you did not want to but did not succeed	31	100.0%
15	Physically forced you to have sexual intercourse even when you did not want to	0	
16	Forced you to perform sexual acts when you did not want to	0	
Sysmiss		4389	

Warning: these figures indicate the number of cases found in the data file. They cannot be interpreted as summary statistics of the population of interest.

srs_male_violen_12mths_15: Has anyone ever done any of the following things to you in the last 12 months:

Information	[Type= discrete] [Format=numeric] [Range= 0-16] [Missing=*]
Statistics [NW/ W]	[Valid=20 /-] [Invalid=4400 /-]

Value	Label	Cases	Percentage
0	Say or do something to humiliate you in front of others?	0	
2	No	0	
3	Threaten to hurt or harm you or someone close to you?	0	
4	Insult you or make you feel bad about yourself?	0	
5	Push you, shake you, or throw something at you	0	

srs_male_violen_12mths_15: Has anyone ever done any of the following things to you in the last 12 months:

Value	Label	Cases	Percentage
6	Slap you	0	
7	Twist your arm or pull your hair	0	
8	Punch you with his fist or something that could hurt you	0	
9	Kick you, drag you, or beat you up	0	
10	Try to choke you or burn you on purpose	0	
11	Threatened to attack you with a knife or other weapon	0	
12	Attacked you with a weapon	0	
13	Touched you in a sexual way (e.g. kissing, grabbing, or fondling), when you did not want them to	0	
14	Try to have sexual intercourse with you when you did not want to but did not succeed	0	
15	Physically forced you to have sexual intercourse even when you did not want to	20	100.0%
16	Forced you to perform sexual acts when you did not want to	0	
Sysmiss		4400	

Warning: these figures indicate the number of cases found in the data file. They cannot be interpreted as summary statistics of the population of interest.

srs_male_violen_12mths_16: Has anyone ever done any of the following things to you in the last 12 months:

Information	[Type= discrete] [Format=numeric] [Range= 0-16] [Missing=*]
Statistics [NW/ W]	[Valid=15 /-] [Invalid=4405 /-]

Value	Label	Cases	Percentage
0	Say or do something to humiliate you in front of others?	0	
2	No	0	
3	Threaten to hurt or harm you or someone close to you?	0	
4	Insult you or make you feel bad about yourself?	0	
5	Push you, shake you, or throw something at you	0	
6	Slap you	0	
7	Twist your arm or pull your hair	0	
8	Punch you with his fist or something that could hurt you	0	
9	Kick you, drag you, or beat you up	0	
10	Try to choke you or burn you on purpose	0	
11	Threatened to attack you with a knife or other weapon	0	
12	Attacked you with a weapon	0	
13	Touched you in a sexual way (e.g. kissing, grabbing, or fondling), when you did not want them to	0	
14	Try to have sexual intercourse with you when you did not want to but did not succeed	0	
15	Physically forced you to have sexual intercourse even when you did not want to	0	
16	Forced you to perform sexual acts when you did not want to	15	100.0%
Sysmiss		4405	

Warning: these figures indicate the number of cases found in the data file. They cannot be interpreted as summary statistics of the population of interest.

srs_male_violen_12mths_2: Has anyone ever done any of the following things to you in the last 12 months:

Information	[Type= discrete] [Format=numeric] [Range= 0-16] [Missing=*]
Statistics [NW/ W]	[Valid=1706 /-] [Invalid=2714 /-]

Value	Label	Cases	Percentage
0	Say or do something to humiliate you in front of others?	0	

srs_male_violen_12mths_2: Has anyone ever done any of the following things to you in the last 12 months:

Value	Label	Cases	Percentage
2	No	1706	100.0%
3	Threaten to hurt or harm you or someone close to you?	0	
4	Insult you or make you feel bad about yourself?	0	
5	Push you, shake you, or throw something at you	0	
6	Slap you	0	
7	Twist your arm or pull your hair	0	
8	Punch you with his fist or something that could hurt you	0	
9	Kick you, drag you, or beat you up	0	
10	Try to choke you or burn you on purpose	0	
11	Threatened to attack you with a knife or other weapon	0	
12	Attacked you with a weapon	0	
13	Touched you in a sexual way (e.g. kissing, grabbing, or fondling), when you did not want them to	0	
14	Try to have sexual intercourse with you when you did not want to but did not succeed	0	
15	Physically forced you to have sexual intercourse even when you did not want to	0	
16	Forced you to perform sexual acts when you did not want to	0	
Sysmiss		2714	

Warning: these figures indicate the number of cases found in the data file. They cannot be interpreted as summary statistics of the population of interest.

srs_male_violen_12mths_3: Has anyone ever done any of the following things to you in the last 12 months:

Value	Label	Cases	Percentage
0	Say or do something to humiliate you in front of others?	0	
2	No	0	
3	Threaten to hurt or harm you or someone close to you?	155	100.0%
4	Insult you or make you feel bad about yourself?	0	
5	Push you, shake you, or throw something at you	0	
6	Slap you	0	
7	Twist your arm or pull your hair	0	
8	Punch you with his fist or something that could hurt you	0	
9	Kick you, drag you, or beat you up	0	
10	Try to choke you or burn you on purpose	0	
11	Threatened to attack you with a knife or other weapon	0	
12	Attacked you with a weapon	0	
13	Touched you in a sexual way (e.g. kissing, grabbing, or fondling), when you did not want them to	0	
14	Try to have sexual intercourse with you when you did not want to but did not succeed	0	
15	Physically forced you to have sexual intercourse even when you did not want to	0	
16	Forced you to perform sexual acts when you did not want to	0	
Sysmiss		4265	

Warning: these figures indicate the number of cases found in the data file. They cannot be interpreted as summary statistics of the population of interest.

srs_male_violen_12mths_4: Has anyone ever done any of the following things to you in the last 12 months:

Information	[Type= discrete] [Format=numeric] [Range= 0-16] [Missing=*]
Statistics [NW/ W]	[Valid=283 /-] [Invalid=4137 /-]

Value	Label	Cases	Percentage
0	Say or do something to humiliate you in front of others?	0	
2	No	0	
3	Threaten to hurt or harm you or someone close to you?	0	
4	Insult you or make you feel bad about yourself?	283	100.0%
5	Push you, shake you, or throw something at you	0	
6	Slap you	0	
7	Twist your arm or pull your hair	0	
8	Punch you with his fist or something that could hurt you	0	
9	Kick you, drag you, or beat you up	0	
10	Try to choke you or burn you on purpose	0	
11	Threatened to attack you with a knife or other weapon	0	
12	Attacked you with a weapon	0	
13	Touched you in a sexual way (e.g. kissing, grabbing, or fondling), when you did not want them to	0	
14	Try to have sexual intercourse with you when you did not want to but did not succeed	0	
15	Physically forced you to have sexual intercourse even when you did not want to	0	
16	Forced you to perform sexual acts when you did not want to	0	
Sysmiss		4137	

Warning: these figures indicate the number of cases found in the data file. They cannot be interpreted as summary statistics of the population of interest.

srs_male_violen_12mths_5: Has anyone ever done any of the following things to you in the last 12 months:

Information	[Type= discrete] [Format=numeric] [Range= 0-16] [Missing=*]
Statistics [NW/ W]	[Valid=121 /-] [Invalid=4299 /-]

Value	Label	Cases	Percentage
0	Say or do something to humiliate you in front of others?	0	
2	No	0	
3	Threaten to hurt or harm you or someone close to you?	0	
4	Insult you or make you feel bad about yourself?	0	
5	Push you, shake you, or throw something at you	121	100.0%
6	Slap you	0	
7	Twist your arm or pull your hair	0	
8	Punch you with his fist or something that could hurt you	0	
9	Kick you, drag you, or beat you up	0	
10	Try to choke you or burn you on purpose	0	
11	Threatened to attack you with a knife or other weapon	0	
12	Attacked you with a weapon	0	
13	Touched you in a sexual way (e.g. kissing, grabbing, or fondling), when you did not want them to	0	
14	Try to have sexual intercourse with you when you did not want to but did not succeed	0	
15	Physically forced you to have sexual intercourse even when you did not want to	0	
16	Forced you to perform sexual acts when you did not want to	0	

# srs_male_violen_12mths_5: Has anyone ever done any of the following things to you in the last 12 months:			
Value	Label	Cases	Percentage
Sysmiss		4299	
<i>Warning: these figures indicate the number of cases found in the data file. They cannot be interpreted as summary statistics of the population of interest.</i>			
# srs_male_violen_12mths_6: Has anyone ever done any of the following things to you in the last 12 months:			
Information	[Type= discrete] [Format=numeric] [Range= 0-16] [Missing=*]		
Statistics [NW/ W]	[Valid=211 /-] [Invalid=4209 /-]		
Value	Label	Cases	Percentage
0	Say or do something to humiliate you in front of others?	0	
2	No	0	
3	Threaten to hurt or harm you or someone close to you?	0	
4	Insult you or make you feel bad about yourself?	0	
5	Push you, shake you, or throw something at you	0	
6	Slap you	211	100.0%
7	Twist your arm or pull your hair	0	
8	Punch you with his fist or something that could hurt you	0	
9	Kick you, drag you, or beat you up	0	
10	Try to choke you or burn you on purpose	0	
11	Threatened to attack you with a knife or other weapon	0	
12	Attacked you with a weapon	0	
13	Touched you in a sexual way (e.g. kissing, grabbing, or fondling), when you did not want them to	0	
14	Try to have sexual intercourse with you when you did not want to but did not succeed	0	
15	Physically forced you to have sexual intercourse even when you did not want to	0	
16	Forced you to perform sexual acts when you did not want to	0	
Sysmiss		4209	
<i>Warning: these figures indicate the number of cases found in the data file. They cannot be interpreted as summary statistics of the population of interest.</i>			
# srs_male_violen_12mths_7: Has anyone ever done any of the following things to you in the last 12 months:			
Information	[Type= discrete] [Format=numeric] [Range= 0-16] [Missing=*]		
Statistics [NW/ W]	[Valid=65 /-] [Invalid=4355 /-]		
Value	Label	Cases	Percentage
0	Say or do something to humiliate you in front of others?	0	
2	No	0	
3	Threaten to hurt or harm you or someone close to you?	0	
4	Insult you or make you feel bad about yourself?	0	
5	Push you, shake you, or throw something at you	0	
6	Slap you	0	
7	Twist your arm or pull your hair	65	100.0%
8	Punch you with his fist or something that could hurt you	0	
9	Kick you, drag you, or beat you up	0	
10	Try to choke you or burn you on purpose	0	
11	Threatened to attack you with a knife or other weapon	0	
12	Attacked you with a weapon	0	
13	Touched you in a sexual way (e.g. kissing, grabbing, or fondling), when you did not want them to	0	

srs_male_violen_12mths_7: Has anyone ever done any of the following things to you in the last 12 months:

Value	Label	Cases	Percentage
14	Try to have sexual intercourse with you when you did not want to but did not succeed	0	
15	Physically forced you to have sexual intercourse even when you did not want to	0	
16	Forced you to perform sexual acts when you did not want to	0	
Sysmiss		4355	

Warning: these figures indicate the number of cases found in the data file. They cannot be interpreted as summary statistics of the population of interest.

srs_male_violen_12mths_8: Has anyone ever done any of the following things to you in the last 12 months:

Information	[Type= discrete] [Format=numeric] [Range= 0-16] [Missing=*]
Statistics [NW/ W]	[Valid=138 /-] [Invalid=4282 /-]

Value	Label	Cases	Percentage
0	Say or do something to humiliate you in front of others?	0	
2	No	0	
3	Threaten to hurt or harm you or someone close to you?	0	
4	Insult you or make you feel bad about yourself?	0	
5	Push you, shake you, or throw something at you	0	
6	Slap you	0	
7	Twist your arm or pull your hair	0	
8	Punch you with his fist or something that could hurt you	138	100.0%
9	Kick you, drag you, or beat you up	0	
10	Try to choke you or burn you on purpose	0	
11	Threatened to attack you with a knife or other weapon	0	
12	Attacked you with a weapon	0	
13	Touched you in a sexual way (e.g. kissing, grabbing, or fondling), when you did not want them to	0	
14	Try to have sexual intercourse with you when you did not want to but did not succeed	0	
15	Physically forced you to have sexual intercourse even when you did not want to	0	
16	Forced you to perform sexual acts when you did not want to	0	
Sysmiss		4282	

Warning: these figures indicate the number of cases found in the data file. They cannot be interpreted as summary statistics of the population of interest.

srs_male_violen_12mths_9: Has anyone ever done any of the following things to you in the last 12 months:

Information	[Type= discrete] [Format=numeric] [Range= 0-16] [Missing=*]
Statistics [NW/ W]	[Valid=105 /-] [Invalid=4315 /-]

Value	Label	Cases	Percentage
0	Say or do something to humiliate you in front of others?	0	
2	No	0	
3	Threaten to hurt or harm you or someone close to you?	0	
4	Insult you or make you feel bad about yourself?	0	
5	Push you, shake you, or throw something at you	0	
6	Slap you	0	
7	Twist your arm or pull your hair	0	
8	Punch you with his fist or something that could hurt you	0	
9	Kick you, drag you, or beat you up	105	100.0%

# srs_male_violen_12mths_9: Has anyone ever done any of the following things to you in the last 12 months:			
Value	Label	Cases	Percentage
10	Try to choke you or burn you on purpose	0	
11	Threatened to attack you with a knife or other weapon	0	
12	Attacked you with a weapon	0	
13	Touched you in a sexual way (e.g. kissing, grabbing, or fondling), when you did not want them to	0	
14	Try to have sexual intercourse with you when you did not want to but did not succeed	0	
15	Physically forced you to have sexual intercourse even when you did not want to	0	
16	Forced you to perform sexual acts when you did not want to	0	
Sysmiss		4315	
<i>Warning: these figures indicate the number of cases found in the data file. They cannot be interpreted as summary statistics of the population of interest.</i>			
# srs_sasa_expr_0: Has your partner/most recent partner done at least one of the following things t			
Information	[Type= discrete] [Format=numeric] [Range= 0-7] [Missing=*]		
Statistics [NW/ W]	[Valid=9 /-] [Invalid=4411 /-]		
Value	Label	Cases	Percentage
0	Pushed her or shoved her or pulled her hair	9	100.0%
2	No	0	
3	Hit her with his fist or something else that could hurt her	0	
4	Kicked her, dragged her or beat her up	0	
5	Choked or burnt her on purpose	0	
6	Threatened to use or actually used a gun, knife or other weapon against her	0	
7	Threatened to use or actually used a panga (stick) against her	0	
Sysmiss		4411	
<i>Warning: these figures indicate the number of cases found in the data file. They cannot be interpreted as summary statistics of the population of interest.</i>			
# srs_sasa_expr_2: Has your partner/most recent partner done at least one of the following things t			
Information	[Type= discrete] [Format=numeric] [Range= 0-7] [Missing=*]		
Statistics [NW/ W]	[Valid=702 /-] [Invalid=3718 /-]		
Value	Label	Cases	Percentage
0	Pushed her or shoved her or pulled her hair	0	
2	No	702	100.0%
3	Hit her with his fist or something else that could hurt her	0	
4	Kicked her, dragged her or beat her up	0	
5	Choked or burnt her on purpose	0	
6	Threatened to use or actually used a gun, knife or other weapon against her	0	
7	Threatened to use or actually used a panga (stick) against her	0	
Sysmiss		3718	
<i>Warning: these figures indicate the number of cases found in the data file. They cannot be interpreted as summary statistics of the population of interest.</i>			
# srs_sasa_expr_3: Has your partner/most recent partner done at least one of the following things t			
Information	[Type= discrete] [Format=numeric] [Range= 0-7] [Missing=*]		
Statistics [NW/ W]	[Valid=9 /-] [Invalid=4411 /-]		

srs_sasa_expr_3: Has your partner/most recent partner done at least one of the following things t

Value	Label	Cases	Percentage
0	Pushed her or shoved her or pulled her hair	0	
2	No	0	
3	Hit her with his fist or something else that could hurt her	9	100.0%
4	Kicked her, dragged her or beat her up	0	
5	Choked or burnt her on purpose	0	
6	Threatened to use or actually used a gun, knife or other weapon against her	0	
7	Threatened to use or actually used a panga (stick) against her	0	
Sysmiss		4411	

Warning: these figures indicate the number of cases found in the data file. They cannot be interpreted as summary statistics of the population of interest.

srs_sasa_expr_4: Has your partner/most recent partner done at least one of the following things t

Information	[Type= discrete] [Format=numeric] [Range= 0-7] [Missing=*]		
Statistics [NW/ W]	[Valid=7 /-] [Invalid=4413 /-]		
Value	Label	Cases	Percentage
0	Pushed her or shoved her or pulled her hair	0	
2	No	0	
3	Hit her with his fist or something else that could hurt her	0	
4	Kicked her, dragged her or beat her up	7	100.0%
5	Choked or burnt her on purpose	0	
6	Threatened to use or actually used a gun, knife or other weapon against her	0	
7	Threatened to use or actually used a panga (stick) against her	0	
Sysmiss		4413	

Warning: these figures indicate the number of cases found in the data file. They cannot be interpreted as summary statistics of the population of interest.

srs_sasa_expr_5: Has your partner/most recent partner done at least one of the following things t

Information	[Type= discrete] [Format=numeric] [Range= 0-7] [Missing=*]		
Statistics [NW/ W]	[Valid=7 /-] [Invalid=4413 /-]		
Value	Label	Cases	Percentage
0	Pushed her or shoved her or pulled her hair	0	
2	No	0	
3	Hit her with his fist or something else that could hurt her	0	
4	Kicked her, dragged her or beat her up	0	
5	Choked or burnt her on purpose	7	100.0%
6	Threatened to use or actually used a gun, knife or other weapon against her	0	
7	Threatened to use or actually used a panga (stick) against her	0	
Sysmiss		4413	

Warning: these figures indicate the number of cases found in the data file. They cannot be interpreted as summary statistics of the population of interest.

srs_sasa_expr_6: Has your partner/most recent partner done at least one of the following things t

Information	[Type= discrete] [Format=numeric] [Range= 0-7] [Missing=*]		
Statistics [NW/ W]	[Valid=9 /-] [Invalid=4411 /-]		
Value	Label	Cases	Percentage
0	Pushed her or shoved her or pulled her hair	0	
2	No	0	

# srs_sasa_expr_6: Has your partner/most recent partner done at least one of the following things t			
Value	Label	Cases	Percentage
3	Hit her with his fist or something else that could hurt her	0	
4	Kicked her, dragged her or beat her up	0	
5	Choked or burnt her on purpose	0	
6	Threatened to use or actually used a gun, knife or other weapon against her	9	100.0%
7	Threatened to use or actually used a panga (stick) against her	0	
Sysmiss		4411	
<i>Warning: these figures indicate the number of cases found in the data file. They cannot be interpreted as summary statistics of the population of interest.</i>			
# srs_sasa_expr_7: Has your partner/most recent partner done at least one of the following things t			
Information	[Type= discrete] [Format=numeric] [Range= 0-7] [Missing=*]		
Statistics [NW/ W]	[Valid=7 /-] [Invalid=4413 /-]		
Value	Label	Cases	Percentage
0	Pushed her or shoved her or pulled her hair	0	
2	No	0	
3	Hit her with his fist or something else that could hurt her	0	
4	Kicked her, dragged her or beat her up	0	
5	Choked or burnt her on purpose	0	
6	Threatened to use or actually used a gun, knife or other weapon against her	0	
7	Threatened to use or actually used a panga (stick) against her	7	100.0%
Sysmiss		4413	
<i>Warning: these figures indicate the number of cases found in the data file. They cannot be interpreted as summary statistics of the population of interest.</i>			
# srs_useviol_12mths: Have you used physical or sexual violence on your partner in the last 12 months?			
Information	[Type= discrete] [Format=numeric] [Range= 0-98] [Missing=*]		
Statistics [NW/ W]	[Valid=580 /-] [Invalid=3840 /-]		
Value	Label	Cases	Percentage
0	No, I have never had it	0	
1	Yes	9	1.6%
2	No	564	97.2%
3	Yes, but not sure about the exact age	0	
90	I am not sure	0	
93	Prefer not to answer	5	0.9%
95	Not had sex with this partner in the last 4 weeks	0	
97	N/A	0	
98	Don't know	2	0.3%
Sysmiss		3840	
<i>Warning: these figures indicate the number of cases found in the data file. They cannot be interpreted as summary statistics of the population of interest.</i>			
# srs_srpscale01: Most of the time, we do what my partner wants to do			
Information	[Type= discrete] [Format=numeric] [Range= 1-4] [Missing=*]		
Statistics [NW/ W]	[Valid=491 /-] [Invalid=3929 /-]		
Value	Label	Cases	Percentage
1	Strongly Agree	45	9.2%
2	Agree	71	14.5%
3	Disagree	238	48.5%

# srs_srpscale01: Most of the time, we do what my partner wants to do			
Value	Label	Cases	Percentage
4	Strongly Disagree	137	27.9%
Sysmiss		3929	
<i>Warning: these figures indicate the number of cases found in the data file. They cannot be interpreted as summary statistics of the population of interest.</i>			
# srs_srpscale02: My partner won't let me wear certain things			
Information		[Type= discrete] [Format=numeric] [Range= 1-4] [Missing=*]	
Statistics [NW/ W]		[Valid=491 /-] [Invalid=3929 /-]	
Value	Label	Cases	Percentage
1	Strongly Agree	36	7.3%
2	Agree	58	11.8%
3	Disagree	235	47.9%
4	Strongly Disagree	162	33.0%
Sysmiss		3929	
<i>Warning: these figures indicate the number of cases found in the data file. They cannot be interpreted as summary statistics of the population of interest.</i>			
# srs_srpscale03: When my partner and I are together, I'm pretty quiet			
Information		[Type= discrete] [Format=numeric] [Range= 1-4] [Missing=*]	
Statistics [NW/ W]		[Valid=491 /-] [Invalid=3929 /-]	
Value	Label	Cases	Percentage
1	Strongly Agree	35	7.1%
2	Agree	56	11.4%
3	Disagree	239	48.7%
4	Strongly Disagree	161	32.8%
Sysmiss		3929	
<i>Warning: these figures indicate the number of cases found in the data file. They cannot be interpreted as summary statistics of the population of interest.</i>			
# srs_srpscale04: My partner has more say than I do about important decisions that affect us			
Information		[Type= discrete] [Format=numeric] [Range= 1-4] [Missing=*]	
Statistics [NW/ W]		[Valid=491 /-] [Invalid=3929 /-]	
Value	Label	Cases	Percentage
1	Strongly Agree	39	7.9%
2	Agree	49	10.0%
3	Disagree	235	47.9%
4	Strongly Disagree	168	34.2%
Sysmiss		3929	
<i>Warning: these figures indicate the number of cases found in the data file. They cannot be interpreted as summary statistics of the population of interest.</i>			
# srs_srpscale05: My partner tells me who I can spend time with			
Information		[Type= discrete] [Format=numeric] [Range= 1-4] [Missing=*]	
Statistics [NW/ W]		[Valid=491 /-] [Invalid=3929 /-]	
Value	Label	Cases	Percentage
1	Strongly Agree	20	4.1%
2	Agree	46	9.4%
3	Disagree	228	46.4%
4	Strongly Disagree	197	40.1%
Sysmiss		3929	

srs_srpscale05: My partner tells me who I can spend time with

Warning: these figures indicate the number of cases found in the data file. They cannot be interpreted as summary statistics of the population of interest.

srs_srpscale06: If I asked my partner to use a condom, he would think I'm having sex with other

Information [Type= discrete] [Format=numeric] [Range= 1-4] [Missing=*]

Statistics [NW/ W] [Valid=491 /-] [Invalid=3929 /-]

Value	Label	Cases	Percentage
1	Strongly Agree	37	7.5%
2	Agree	45	9.2%
3	Disagree	233	47.5%
4	Strongly Disagree	176	35.8%
Sysmiss		3929	

Warning: these figures indicate the number of cases found in the data file. They cannot be interpreted as summary statistics of the population of interest.

srs_srpscale07: I feel trapped or stuck in our relationship

Information [Type= discrete] [Format=numeric] [Range= 1-4] [Missing=*]

Statistics [NW/ W] [Valid=491 /-] [Invalid=3929 /-]

Value	Label	Cases	Percentage
1	Strongly Agree	18	3.7%
2	Agree	37	7.5%
3	Disagree	239	48.7%
4	Strongly Disagree	197	40.1%
Sysmiss		3929	

Warning: these figures indicate the number of cases found in the data file. They cannot be interpreted as summary statistics of the population of interest.

srs_srpscale08: My partner does what he wants, even if I do not want him to

Information [Type= discrete] [Format=numeric] [Range= 1-4] [Missing=*]

Statistics [NW/ W] [Valid=491 /-] [Invalid=3929 /-]

Value	Label	Cases	Percentage
1	Strongly Agree	21	4.3%
2	Agree	38	7.7%
3	Disagree	235	47.9%
4	Strongly Disagree	197	40.1%
Sysmiss		3929	

Warning: these figures indicate the number of cases found in the data file. They cannot be interpreted as summary statistics of the population of interest.

srs_srpscale09: I am more committed to our relationship than my partner is

Information [Type= discrete] [Format=numeric] [Range= 1-4] [Missing=*]

Statistics [NW/ W] [Valid=491 /-] [Invalid=3929 /-]

Value	Label	Cases	Percentage
1	Strongly Agree	48	9.8%
2	Agree	50	10.2%
3	Disagree	239	48.7%
4	Strongly Disagree	154	31.4%
Sysmiss		3929	

Warning: these figures indicate the number of cases found in the data file. They cannot be interpreted as summary statistics of the population of interest.

srs_srpscale10: When my partner and I disagree, he gets his way most of the time

Information [Type= discrete] [Format=numeric] [Range= 1-4] [Missing=*]

# srs_srpscale10: When my partner and I disagree, he gets his way most of the time			
Statistics [NW/ W]		[Valid=491 /-] [Invalid=3929 /-]	
Value	Label	Cases	Percentage
1	Strongly Agree	40	8.1%
2	Agree	55	11.2%
3	Disagree	225	45.8%
4	Strongly Disagree	171	34.8%
Sysmiss		3929	
<i>Warning: these figures indicate the number of cases found in the data file. They cannot be interpreted as summary statistics of the population of interest.</i>			
# srs_srpscale11: My partner gets more out of our relationship than I do			
Information		[Type= discrete] [Format=numeric] [Range= 1-4] [Missing=*]	
Statistics [NW/ W]		[Valid=491 /-] [Invalid=3929 /-]	
Value	Label	Cases	Percentage
1	Strongly Agree	29	5.9%
2	Agree	45	9.2%
3	Disagree	240	48.9%
4	Strongly Disagree	177	36.0%
Sysmiss		3929	
<i>Warning: these figures indicate the number of cases found in the data file. They cannot be interpreted as summary statistics of the population of interest.</i>			
# srs_srpscale12: My partner always wants to know where I am			
Information		[Type= discrete] [Format=numeric] [Range= 1-4] [Missing=*]	
Statistics [NW/ W]		[Valid=490 /-] [Invalid=3930 /-]	
Value	Label	Cases	Percentage
1	Strongly Agree	106	21.6%
2	Agree	98	20.0%
3	Disagree	204	41.6%
4	Strongly Disagree	82	16.7%
Sysmiss		3930	
<i>Warning: these figures indicate the number of cases found in the data file. They cannot be interpreted as summary statistics of the population of interest.</i>			
# srs_srpscale13: If I asked my partner to use a condom, he would get angry			
Information		[Type= discrete] [Format=numeric] [Range= 1-4] [Missing=*]	
Statistics [NW/ W]		[Valid=491 /-] [Invalid=3929 /-]	
Value	Label	Cases	Percentage
1	Strongly Agree	24	4.9%
2	Agree	39	7.9%
3	Disagree	226	46.0%
4	Strongly Disagree	202	41.1%
Sysmiss		3929	
<i>Warning: these figures indicate the number of cases found in the data file. They cannot be interpreted as summary statistics of the population of interest.</i>			
# srs_srpscale14: If I asked my partner to use a condom, he would get violent			
Information		[Type= discrete] [Format=numeric] [Range= 1-4] [Missing=*]	
Statistics [NW/ W]		[Valid=491 /-] [Invalid=3929 /-]	
Value	Label	Cases	Percentage
1	Strongly Agree	21	4.3%

srs_srp scale14: If I asked my partner to use a condom, he would get violent

Value	Label	Cases	Percentage
2	Agree	35	7.1%
3	Disagree	222	45.2%
4	Strongly Disagree	213	43.4%
Sysmiss		3929	

Warning: these figures indicate the number of cases found in the data file. They cannot be interpreted as summary statistics of the population of interest.

srs_dmd scale01: Who usually has more say about whose friends to go out with?

Information	[Type= discrete] [Format=numeric] [Range= 1-80] [Missing=*]
Statistics [NW/ W]	[Valid=3060 /-] [Invalid=1360 /-]

Value	Label	Cases	Percentage
1	Your partner	194	6.3%
2	Both of You Equally	721	23.6%
3	You	1240	40.5%
80	I have no partner	905	29.6%
Sysmiss		1360	

Warning: these figures indicate the number of cases found in the data file. They cannot be interpreted as summary statistics of the population of interest.

srs_dmd scale02: Who usually has more say about whether you have sex?

Information	[Type= discrete] [Format=numeric] [Range= 1-80] [Missing=*]
Statistics [NW/ W]	[Valid=1874 /-] [Invalid=2546 /-]

Value	Label	Cases	Percentage
1	Your partner	168	9.0%
2	Both of You Equally	1208	64.5%
3	You	374	20.0%
80	I have no partner	124	6.6%
Sysmiss		2546	

Warning: these figures indicate the number of cases found in the data file. They cannot be interpreted as summary statistics of the population of interest.

srs_dmd scale03: Who usually has more say about what you do together?

Information	[Type= discrete] [Format=numeric] [Range= 1-80] [Missing=*]
Statistics [NW/ W]	[Valid=3060 /-] [Invalid=1360 /-]

Value	Label	Cases	Percentage
1	Your partner	213	7.0%
2	Both of You Equally	1486	48.6%
3	You	427	14.0%
80	I have no partner	934	30.5%
Sysmiss		1360	

Warning: these figures indicate the number of cases found in the data file. They cannot be interpreted as summary statistics of the population of interest.

srs_dmd scale04: Who usually has more say about how often you see one another?

Information	[Type= discrete] [Format=numeric] [Range= 1-80] [Missing=*]
Statistics [NW/ W]	[Valid=3060 /-] [Invalid=1360 /-]

Value	Label	Cases	Percentage
1	Your partner	289	9.4%
2	Both of You Equally	1361	44.5%
3	You	476	15.6%

# srs_dmdscale04: Who usually has more say about how often you see one another?			
Value	Label	Cases	Percentage
80	I have no partner	934	30.5%
Sysmiss		1360	
<i>Warning: these figures indicate the number of cases found in the data file. They cannot be interpreted as summary statistics of the population of interest.</i>			
# srs_dmdscale05: Who usually has more say about when you talk about serious things?			
Information	[Type= discrete] [Format=numeric] [Range= 1-80] [Missing=*]		
Statistics [NW/ W]	[Valid=3060 /-] [Invalid=1360 /-]		
Value	Label	Cases	Percentage
1	Your partner	235	7.7%
2	Both of You Equally	1421	46.4%
3	You	471	15.4%
80	I have no partner	933	30.5%
Sysmiss		1360	
<i>Warning: these figures indicate the number of cases found in the data file. They cannot be interpreted as summary statistics of the population of interest.</i>			
# srs_dmdscale06: In general, who do you think has more power in your relationship?			
Information	[Type= discrete] [Format=numeric] [Range= 1-80] [Missing=*]		
Statistics [NW/ W]	[Valid=3060 /-] [Invalid=1360 /-]		
Value	Label	Cases	Percentage
1	Your partner	262	8.6%
2	Both of You Equally	1255	41.0%
3	You	613	20.0%
80	I have no partner	930	30.4%
Sysmiss		1360	
<i>Warning: these figures indicate the number of cases found in the data file. They cannot be interpreted as summary statistics of the population of interest.</i>			
# srs_dmdscale07: Who usually has more say about whether you use condoms?			
Information	[Type= discrete] [Format=numeric] [Range= 1-80] [Missing=*]		
Statistics [NW/ W]	[Valid=1875 /-] [Invalid=2545 /-]		
Value	Label	Cases	Percentage
1	Your partner	154	8.2%
2	Both of You Equally	1288	68.7%
3	You	308	16.4%
80	I have no partner	125	6.7%
Sysmiss		2545	
<i>Warning: these figures indicate the number of cases found in the data file. They cannot be interpreted as summary statistics of the population of interest.</i>			
# srs_dmdscale08: Who usually has more say about what types of sexual acts you do?			
Information	[Type= discrete] [Format=numeric] [Range= 1-80] [Missing=*]		
Statistics [NW/ W]	[Valid=1875 /-] [Invalid=2545 /-]		
Value	Label	Cases	Percentage
1	Your partner	148	7.9%
2	Both of You Equally	1280	68.3%
3	You	313	16.7%
80	I have no partner	134	7.1%
Sysmiss		2545	

srs_dmdscale08: Who usually has more say about what types of sexual acts you do?

Warning: these figures indicate the number of cases found in the data file. They cannot be interpreted as summary statistics of the population of interest.

srs_sv_to_contact: If it is safe for you to wait up to 3 days for help, then click [HERE](#) to give us

Information [Type= discrete] [Format=numeric] [Range= 0-98] [Missing=*]

Statistics [NW/ W] [Valid=3059 /-] [Invalid=1361 /-]

Value	Label	Cases	Percentage
0	No, I have never had it	0	
1	Yes	145	4.7%
2	No	2773	90.7%
3	Yes, but not sure about the exact age	0	
90	I am not sure	0	
93	Prefer not to answer	69	2.3%
95	Not had sex with this partner in the last 4 weeks	0	
97	N/A	0	
98	Don't know	72	2.4%
Systemmiss		1361	

Warning: these figures indicate the number of cases found in the data file. They cannot be interpreted as summary statistics of the population of interest.

srs_sv_contact_method: Please tell us how you would like us to contact you:

Information [Type= discrete] [Format=numeric] [Range= 1-2] [Missing=*]

Statistics [NW/ W] [Valid=146 /-] [Invalid=4274 /-]

Value	Label	Cases	Percentage
1	Phone call	123	84.2%
2	Home visit by Social Worker	23	15.8%
Systemmiss		4274	

Warning: these figures indicate the number of cases found in the data file. They cannot be interpreted as summary statistics of the population of interest.

srs_sv_phonetime: Please indicate when is best to call:

Information [Type= discrete] [Format=character] [Missing=*]

Statistics [NW/ W] [Valid=124 /-] [Invalid=0 /-]

# srs_sv_visittime: Please indicate which time of day is best:	
Information	[Type= discrete] [Format=character] [Missing=*]
Statistics [NW/ W]	[Valid=24 /-] [Invalid=0 /-]

File : AHRI.DREAMS.MultiLevel.SpecimenCollection.2018.v1

project_id: REDCap Project Identifier

Information [Type= discrete] [Format=numeric] [Range= 380-380] [Missing=*]

Statistics [NW/ W] [Valid=4420 /-] [Invalid=0 /-]

event_id: REDCap Event Identifier

Information [Type= discrete] [Format=numeric] [Range= 1080-1080] [Missing=*]

Statistics [NW/ W] [Valid=4420 /-] [Invalid=0 /-]

cohort: Cohort Description

Information [Type= discrete] [Format=character] [Missing=*]

Statistics [NW/ W] [Valid=4420 /-] [Invalid=0 /-]

round: Round Description

Information [Type= discrete] [Format=character] [Missing=*]

Statistics [NW/ W] [Valid=4420 /-] [Invalid=0 /-]

IntId: Individual ID

Information [Type= continuous] [Format=numeric] [Range= 166-220477] [Missing=*]

Statistics [NW/ W] [Valid=4420 /-] [Invalid=0 /-]

dr_specim_collec: Was a research blood specimen collected?

Information [Type= discrete] [Format=numeric] [Range= 0-98] [Missing=*]

Statistics [NW/ W] [Valid=2736 /-] [Invalid=1684 /-]

Value	Label	Cases	Percentage
0	No, I have never had it	0	
1	Yes	2629	96.1%
2	No	107	3.9%
3	Yes, but not sure about the exact age	0	
90	I am not sure	0	
93	Prefer not to answer	0	
95	Not had sex with this partner in the last 4 weeks	0	
97	N/A	0	
98	Don't know	0	
Sysmiss		1684	

Warning: these figures indicate the number of cases found in the data file. They cannot be interpreted as summary statistics of the population of interest.

dr_participant_id: Scan the Participant ID

Information [Type= discrete] [Format=character] [Missing=*]

Statistics [NW/ W] [Valid=2629 /-] [Invalid=0 /-]

dr_barcode: Scan Specimen barcode here

Information [Type= discrete] [Format=character] [Missing=*]

Statistics [NW/ W] [Valid=2629 /-] [Invalid=0 /-]

dr_specimen_status: Specimen Status

Information [Type= discrete] [Format=character] [Missing=*]

Statistics [NW/ W] [Valid=0 /-] [Invalid=0 /-]

File : AHRI.DREAMS.MultiLevel.SpecimenCollection.2018.v1

dr_specimen_dt: Specimen Collection Date

Information [Type= discrete] [Format=character] [Missing=*]

Statistics [NW/ W] [Valid=2628 /-]

dr_hsv_test_result: HSV Result

Information [Type= discrete] [Format=numeric] [Range= 0-93] [Missing=*]

Statistics [NW/ W] [Valid=765 /-] [Invalid=3655 /-]

Value	Label	Cases	Percentage
0	Negative	430	56.2%
1	Positive	335	43.8%
93	Prefer not to answer	0	
Sysmiss		3655	

Warning: these figures indicate the number of cases found in the data file. They cannot be interpreted as summary statistics of the population of interest.

dr_hiv_test_result: HIV Result

Information [Type= discrete] [Format=numeric] [Missing=*]

Statistics [NW/ W] [Valid=0 /-] [Invalid=4420 /-]

dr_refer_clinic: Does this person wishes to be referred to the fixed clinic for HIV testing?

Information [Type= discrete] [Format=numeric] [Range= 0-98] [Missing=*]

Statistics [NW/ W] [Valid=3056 /-] [Invalid=1364 /-]

Value	Label	Cases	Percentage
0	No, I have never had it	0	
1	Yes	11	0.4%
2	No	3045	99.6%
3	Yes, but not sure about the exact age	0	
90	I am not sure	0	
93	Prefer not to answer	0	
95	Not had sex with this partner in the last 4 weeks	0	
97	N/A	0	
98	Don't know	0	
Sysmiss		1364	

Warning: these figures indicate the number of cases found in the data file. They cannot be interpreted as summary statistics of the population of interest.

dr_target_clinicdate: What is the agreed target date to get to the clinic?

Information [Type= discrete] [Format=character] [Missing=*]

Statistics [NW/ W] [Valid=11 /-]

dr_target_clinicname: To which clinic is the individual going?

Information [Type= discrete] [Format=character] [Missing=*]

Statistics [NW/ W] [Valid=11 /-] [Invalid=0 /-]

dr_target_clinicoth_in: Please specify details of the clinic other the individual is going <u

Information [Type= discrete] [Format=character] [Missing=*]

Statistics [NW/ W] [Valid=0 /-] [Invalid=0 /-]

dr_target_clinicoth_out: Please specify details of the clinic the individual is going <u

Information [Type= discrete] [Format=character] [Missing=*]

File : AHRI.DREAMS.MultiLevel.SpecimenCollection.2018.v1

dr_target_clinicoth_out: Please specify details of the clinic the individual is going <u

Statistics [NW/ W]

[Valid=0 /-] [Invalid=0 /-]