

South Africa

Dr Maryam, Shahmanesh, Africa Health Research Institute

**DREAMS Impact Evaluation Project –
Nested Cohort – Follow Up Round 01**

Study Documentation

July 1, 2019

Metadata Production

Metadata Producer(s)	Africa Health Research Institute (AHRI)
Identification	DDI.AHRI.DREAMS.Nested.Cohort.Follow-Up

Table of Contents

Overview.....	4
Scope & Coverage.....	4
Producers & Sponsors.....	4
Sampling.....	4
Data Collection.....	5
Data Processing & Appraisal.....	5
Accessibility.....	5
Files Description.....	7
AHRI.DREAMS.NestedCohort.AssessmentOfCapacity.2018.v1.....	7
AHRI.DREAMS.NestedCohort.ContactAttempts.2018.v1.....	7
AHRI.DREAMS.NestedCohort.ExposureToDREAMS.2018.v1.....	7
AHRI.DREAMS.NestedCohort.ExposureToShuga.2018.v1.....	7
AHRI.DREAMS.NestedCohort.IndivEduEcoNutritionSituation.2018.v1.....	7
AHRI.DREAMS.NestedCohort.IndivGeneralHealth.2018.v1.....	7
AHRI.DREAMS.NestedCohort.IndividualConsent Age13-17.2018.v1.....	7
AHRI.DREAMS.NestedCohort.IndividualConsent Age18-22.2018.v1.....	7
AHRI.DREAMS.NestedCohort.MeasureMediateVars.2018.v1.....	7
AHRI.DREAMS.NestedCohort.OtherRiskBehaviour.2018.v1.....	8
AHRI.DREAMS.NestedCohort.ParentGuardianConsent.2018.v1.....	8
AHRI.DREAMS.NestedCohort.PersonalInformation.2018.v1.....	8
AHRI.DREAMS.NestedCohort.SexualRelatInterviewer.2018.v1.....	8
AHRI.DREAMS.NestedCohort.SexualRelatSelFilled.2018.v1.....	8
AHRI.DREAMS.NestedCohort.SpecimenCollection.2018.v1.....	8
Variables List.....	9
AHRI.DREAMS.NestedCohort.AssessmentOfCapacity.2018.v1.....	9
AHRI.DREAMS.NestedCohort.ContactAttempts.2018.v1.....	9
AHRI.DREAMS.NestedCohort.ExposureToDREAMS.2018.v1.....	12
AHRI.DREAMS.NestedCohort.ExposureToShuga.2018.v1.....	21
AHRI.DREAMS.NestedCohort.IndivEduEcoNutritionSituation.2018.v1.....	24
AHRI.DREAMS.NestedCohort.IndivGeneralHealth.2018.v1.....	30
AHRI.DREAMS.NestedCohort.IndividualConsent Age13-17.2018.v1.....	35
AHRI.DREAMS.NestedCohort.IndividualConsent Age18-22.2018.v1.....	36
AHRI.DREAMS.NestedCohort.MeasureMediateVars.2018.v1.....	36
AHRI.DREAMS.NestedCohort.OtherRiskBehaviour.2018.v1.....	41
AHRI.DREAMS.NestedCohort.ParentGuardianConsent.2018.v1.....	42
AHRI.DREAMS.NestedCohort.PersonalInformation.2018.v1.....	43
AHRI.DREAMS.NestedCohort.SexualRelatInterviewer.2018.v1.....	43
AHRI.DREAMS.NestedCohort.SexualRelatSelFilled.2018.v1.....	47
AHRI.DREAMS.NestedCohort.SpecimenCollection.2018.v1.....	61
Variables Description.....	62
AHRI.DREAMS.NestedCohort.AssessmentOfCapacity.2018.v1.....	63
AHRI.DREAMS.NestedCohort.ContactAttempts.2018.v1.....	65
AHRI.DREAMS.NestedCohort.ExposureToDREAMS.2018.v1.....	84
AHRI.DREAMS.NestedCohort.ExposureToShuga.2018.v1.....	133
AHRI.DREAMS.NestedCohort.IndivEduEcoNutritionSituation.2018.v1.....	155
AHRI.DREAMS.NestedCohort.IndivGeneralHealth.2018.v1.....	203
AHRI.DREAMS.NestedCohort.IndividualConsent Age13-17.2018.v1.....	228
AHRI.DREAMS.NestedCohort.IndividualConsent Age18-22.2018.v1.....	234
AHRI.DREAMS.NestedCohort.MeasureMediateVars.2018.v1.....	239
AHRI.DREAMS.NestedCohort.OtherRiskBehaviour.2018.v1.....	265
AHRI.DREAMS.NestedCohort.ParentGuardianConsent.2018.v1.....	267
AHRI.DREAMS.NestedCohort.PersonalInformation.2018.v1.....	273
AHRI.DREAMS.NestedCohort.SexualRelatInterviewer.2018.v1.....	275
AHRI.DREAMS.NestedCohort.SexualRelatSelFilled.2018.v1.....	299

DREAMS Impact Evaluation Project – Nested Cohort – Follow Up Round 01

Overview	
Identification	AHRI.DREAMS.Nested.Cohort.Follow-Up
Version	V1.0.0
<u>Abstract</u> The main aim of this study is to evaluate the impact and effectiveness of the scale up of the DREAMS HIV prevention package of biological, behavioural and social interventions in reducing HIV incidence in adolescent girls and young women residing in the uMkhanyakude district of KwaZulu-Natal. To achieve this aim, the changes in different outcomes will be assessed over time. The primary outcome will be HIV incidence and other key secondary outcomes will include knowledge of own HIV status, sexual debut, HSV-2, number of sexual partners, age-disparity with sexual partners, ever been pregnant, condom use, unmet need for contraception, transactional sex, education (remaining in school) and experiences of violence.	
Kind of Data	Longitudinal survey data
Unit of Analysis	Individual

Scope & Coverage	
Keywords	DREAMS nested cohort; sexual history; Adolescent Girls and Young Women (AGYW); GEMS scale; ; HIV testing; Partnership loop; Coverage
Topics	HIV prevention; Interventions; Adolescents; Young people; Sexual health; Population Surveillance; Rural Population; HIV Infections; Africa
<u>Time Period(s)</u>	2018
<u>Countries</u>	South Africa
<u>Geographic Coverage</u> Demographic surveillance area of the Africa Health Research Institute; KwaZulu-Natal, uMkhanyakude district.	
<u>Universe</u> Closed cohorts of 800 AGYW will be followed prospectively at three time points over the two-year study period - baseline, 12 months and 24 months - at points closest aligned with periods before, during and after DREAMS implementation. In ACDIS cohorts of 400 girls aged 13-17 years and 400 young women aged 14-23 years will undergo informed consent, recruited undergo a baseline questionnaire and provide dry blood spots for HSV2 at the same time they provide a sample for the HIV testing in the surveillance and then reviewed annually for the next two years.	

Producers & Sponsors	
Primary Investigator(s)	Dr Maryam, Shahmanesh, Africa Health Research Institute
Other Producer(s)	Africa Health Research Institute (AHRI)
Funding Agency/ies	Bill & Melinda Gates Foundation (BMGF) (BMGF) , Impact Evaluation of PEPFAR funded DREAMS interventions
Other Acknowledgment(s)	Jaco Dreyer , Data management, cleaning and analysis , Africa Health Research Institute Nondumiso Mthiyane , Data management, cleaning and analysis , Africa Health Research Institute

Sampling
<u>Sampling Procedure</u>

Adolescent girls and young women aged 14-23 years who were residents in the demographic surveillance area of the Africa Health Research Institute. A total of 3013 participants were randomly selected to obtain a target sample size of 800 after 2 years of follow-up, allowing for 40% non-contact/loss-to-follow-up. Sampling was stratified by age group and area (week-blocks).

Data Collection

Data Collection Dates	start 2018-04-03 end 2018-07-13
------------------------------	------------------------------------

Data Processing & Appraisal

Data Editing

All data will be managed using electronic data management tools. The data management system for these will be based on REDCap (research electronic data capture) developed at Vanderbilt University. The REDCap database resides within a single MySQL database server within a secure server cluster at the AHRI. Survey data are synchronised by the REDCap application from the mobile device to a central MySQL server. Access control is managed through Microsoft Active Directory with minimum password complexity and compulsory password change policies.

Accessibility

Access Conditions

The representative of the Receiving Organization agrees to comply with the following conditions:

1. Access to the restricted data will be limited to the Lead Researcher and other members of the research team listed in this request.
2. Copies of the restricted data or any data created on the basis of the original data will not be copied or made available to anyone other than those mentioned in this Data Access Agreement, unless formally authorized by the Data Archive.
3. The data will only be processed for the stated statistical and research purpose. They will be used for solely for reporting of aggregated information, and not for investigation of specific individuals or organizations. Data will not in any way be used for any administrative, proprietary or law enforcement purposes.
4. The Lead Researcher must state if it is their intention to match the restricted microdata with any other micro-dataset. If any matching is to take place, details must be provided of the datasets to be matched and of the reasons for the matching. Any datasets created as a result of matching will be considered to be restricted and must comply with the terms of this Data Access Agreement.
5. The Lead Researcher undertakes that no attempt will be made to identify any individual person, family, business, enterprise or organization. If such a unique disclosure is made inadvertently, no use will be made of the identity of any person or establishment discovered and full details will be reported to the Data Archive. The identification will not be revealed to any other person not included in the Data Access Agreement.
6. The Lead Researcher will implement security measures to prevent unauthorized access to licensed microdata acquired from the Data Archive. The microdata must be destroyed upon the completion of this research, unless the Data Archive obtains satisfactory guarantee that the data can be secured and provides written authorization to the Receiving Organization to retain them. Destruction of the microdata will be confirmed in writing by the Lead Researcher to the Data Archive.
7. Any books, articles, conference papers, theses, dissertations, reports, or other publications that employ data obtained from the Data Archive will cite the source of data in accordance with the citation requirement provided with the dataset.
8. An electronic copy of all reports and publications based on the requested data will be sent to the Data Archive.
9. The original collector of the data, the Data Archive, and the relevant funding agencies bear no responsibility for use of the data or for interpretations or inferences based upon such uses.
10. This agreement will come into force on the date that approval is given for access to the restricted dataset and remain in force until the completion date of the project or an earlier date if the project is completed ahead of time.
11. If there are any changes to the project specification, security arrangements, personnel or organization detailed in this application form, it is the responsibility of the Lead Researcher to seek the agreement of the Data Archive to these changes. Where there is a change to the employer organization of the Lead Researcher this will involve a new application being made and termination of the original project.

12. Breaches of the agreement will be taken seriously and the Data Archive will take action against those responsible for the lapse if willful or accidental. Failure to comply with the directions of the Data Archive will be deemed to be a major breach of the agreement and may involve recourse to legal proceedings. The Data Archive will maintain and share with partner data archives a register of those individuals and organizations which are responsible for breaching the terms of the Data Access Agreement and will impose sanctions on release of future data to these parties.

Citation Requirements

<https://doi.org/10.23664/AHRI.DREAMS.Nested.Cohort.Follow-Up>

Files Description

Dataset contains 15 file(s)

AHRI.DREAMS.NestedCohort.AssessmentOfCapacity.2018.v1	
# Cases	2184
# Variable(s)	10

AHRI.DREAMS.NestedCohort.ContactAttempts.2018.v1	
# Cases	2184
# Variable(s)	83

AHRI.DREAMS.NestedCohort.ExposureToDREAMS.2018.v1	
# Cases	2184
# Variable(s)	149

AHRI.DREAMS.NestedCohort.ExposureToShuga.2018.v1	
# Cases	2184
# Variable(s)	74

AHRI.DREAMS.NestedCohort.IndivEduEcoNutritionSituation.2018.v1	
# Cases	2184
# Variable(s)	124

AHRI.DREAMS.NestedCohort.IndivGeneralHealth.2018.v1	
# Cases	2184
# Variable(s)	95

AHRI.DREAMS.NestedCohort.IndividualConsent_Age13-17.2018.v1	
# Cases	2184
# Variable(s)	22

AHRI.DREAMS.NestedCohort.IndividualConsent_Age18-22.2018.v1	
# Cases	2184
# Variable(s)	17

AHRI.DREAMS.NestedCohort.MeasureMediateVars.2018.v1	
# Cases	2184

# Variable(s)	99
---------------	----

AHRI.DREAMS.NestedCohort.OtherRiskBehaviour.2018.v1

# Cases	2184
# Variable(s)	10

AHRI.DREAMS.NestedCohort.ParentGuardianConsent.2018.v1

# Cases	2184
# Variable(s)	23

AHRI.DREAMS.NestedCohort.PersonalInformation.2018.v1

# Cases	2184
# Variable(s)	14

AHRI.DREAMS.NestedCohort.SexualRelatInterviewer.2018.v1

# Cases	2184
# Variable(s)	77

AHRI.DREAMS.NestedCohort.SexualRelatSelFilled.2018.v1

# Cases	2184
# Variable(s)	252

AHRI.DREAMS.NestedCohort.SpecimenCollection.2018.v1

# Cases	2184
# Variable(s)	17

Variables List

Dataset contains 1066 variable(s)

File AHRI.DREAMS.NestedCohort.AssessmentOfCapacity.2018.v1							
#	Name	Label	Type	Format	Valid	Invalid	Question
1	project_id	REDCap Project Identifier	discrete	numeric-12.0	2184	0	-
2	event_id	REDCap Event Identifier	discrete	numeric-12.0	2184	0	-
3	cohort	Cohort Description	discrete	character-13	2184	0	-
4	round	Round Description	discrete	character-18	2184	0	-
5	IintId	Individual ID	continuous	numeric-12.0	2184	0	-
6	ac_date	Capacity assessment date	discrete	character-11	1847	-	-
7	ac_asses..	HAPPY with Step 1?	discrete	numeric-12.0	1853	331	-
8	ac_asses..	HAPPY with Step 2?	discrete	numeric-12.0	1	2183	-
9	ac_asses..	HAPPY with Step 3?	discrete	numeric-12.0	0	2184	-
10	ac_asses..	Is this individual capable to participate?	discrete	numeric-12.0	1853	331	-

File AHRI.DREAMS.NestedCohort.ContactAttempts.2018.v1							
#	Name	Label	Type	Format	Valid	Invalid	Question
1	project_id	REDCap Project Identifier	discrete	numeric-12.0	2184	0	-
2	event_id	REDCap Event Identifier	discrete	numeric-12.0	2184	0	-
3	cohort	Cohort Description	discrete	character-13	2184	0	-
4	round	Round Description	discrete	character-18	2184	0	-
5	IintId	Individual ID	continuous	numeric-12.0	2184	0	-
6	ca_conta..	Conducting Contact Attempt	discrete	numeric-12.0	2184	0	-
7	ca_datet..	Attempt Date and Time	discrete	character-11	2182	-	-
8	ca_was_c..	Was the participant contacted	discrete	numeric-12.0	2182	2	-
9	ca_was_p..	Was the participant's parent or guardian at home	discrete	numeric-12.0	1074	1110	-
10	ca_paren..	Was parent or guardian willing to give Informed Consent?	discrete	numeric-12.0	857	1327	-
11	ca_req_s..	Did the participant asked to be interviewed by a same sex Tracker?	discrete	numeric-12.0	1125	1059	-
12	ca_sames..	What is the reason why the participant requested a same sex Tracker?	discrete	character-21	1	0	-
13	ca_surve..	Was the participant contacted and willing to be surveyed?	discrete	numeric-12.0	1136	1048	-
14	ca_refus..	Did the participant / parent / guardian refused participation?	discrete	numeric-12.0	129	2055	-
15	ca_resch..	Reschedule next visit date	discrete	character-11	25	-	-

File AHRI.DREAMS.NestedCohort.ContactAttempts.2018.v1							
#	Name	Label	Type	Format	Valid	Invalid	Question
16	ca_field..	Comments for Contact attempt	discrete	character-208	2079	-	-
17	ca_conta..	Conducting Contact Attempt	discrete	numeric-12.0	1087	1097	-
18	ca_datet..	Attempt Date and Time	discrete	character-11	847	-	-
19	ca_was_c..	Was the participant contacted	discrete	numeric-12.0	844	1340	-
20	ca_was_p..	Was the participant's parent or guardian at home	discrete	numeric-12.0	451	1733	-
21	ca_paren..	Was parent or guardian willing to give Informed Consent?	discrete	numeric-12.0	393	1791	-
22	ca_req_s..	Did the participant asked to be interviewed by a same sex Tracker?	discrete	numeric-12.0	569	1615	-
23	ca_sames..	What is the reason why the participant requested a same sex Tracker?	discrete	character-1	0	0	-
24	ca_surve..	Was the participant contacted and willing to be surveyed?	discrete	numeric-12.0	572	1612	-
25	ca_refus..	Did the participant / parent / guardian refused participation?	discrete	numeric-12.0	42	2142	-
26	ca_resch..	Reschedule next visit date	discrete	character-11	5	-	-
27	ca_field..	Comments for Contact attempt	discrete	character-157	805	-	-
28	ca_conta..	Conducting Contact Attempt	discrete	numeric-12.0	281	1903	-
29	ca_datet..	Attempt Date and Time	discrete	character-11	253	-	-
30	ca_was_c..	Was the participant contacted	discrete	numeric-12.0	253	1931	-
31	ca_was_p..	Was the participant's parent or guardian at home	discrete	numeric-12.0	117	2067	-
32	ca_paren..	Was parent or guardian willing to give Informed Consent?	discrete	numeric-12.0	97	2087	-
33	ca_req_s..	Did the participant asked to be interviewed by a same sex Tracker?	discrete	numeric-12.0	150	2034	-
34	ca_sames..	What is the reason why the participant requested a same sex Tracker?	discrete	character-1	0	0	-
35	ca_surve..	Was the participant contacted and willing to be surveyed?	discrete	numeric-12.0	151	2033	-
36	ca_refus..	Did the participant / parent / guardian refused participation?	discrete	numeric-12.0	24	2160	-
37	ca_resch..	Reschedule next visit date	discrete	character-11	2	-	-
38	ca_field..	Comments for Contact attempt	discrete	character-179	244	-	-
39	ca_conta..	Conducting Contact Attempt	discrete	numeric-12.0	106	2078	-
40	ca_datet..	Attempt Date and Time	discrete	character-11	94	-	-
41	ca_was_c..	Was the participant contacted	discrete	numeric-12.0	94	2090	-

File AHRI.DREAMS.NestedCohort.ContactAttempts.2018.v1

#	Name	Label	Type	Format	Valid	Invalid	Question
42	ca_was_p..	Was the participant's parent or guardian at home	discrete	numeric-12.0	37	2147	-
43	ca_paren..	Was parent or guardian willing to give Informed Consent?	discrete	numeric-12.0	26	2158	-
44	ca_req_s..	Did the participant asked to be interviewed by a same sex Tracker?	discrete	numeric-12.0	43	2141	-
45	ca_sames..	What is the reason why the participant requested a same sex Tracker?	discrete	character-1	0	0	-
46	ca_surve..	Was the participant contacted and willing to be surveyed?	discrete	numeric-12.0	43	2141	-
47	ca_refus..	Did the participant / parent / guardian refused participation?	discrete	numeric-12.0	5	2179	-
48	ca_resch..	Reschedule next visit date	discrete	character-11	0	-	-
49	ca_field..	Comments for Contact attempt	discrete	character-244	90	-	-
50	ca_conta..	Conducting Contact Attempt	discrete	numeric-12.0	51	2133	-
51	ca_datet..	Attempt Date and Time	discrete	character-11	37	-	-
52	ca_was_c..	Was the participant contacted	discrete	numeric-12.0	37	2147	-
53	ca_was_p..	Was the participant's parent or guardian at home	discrete	numeric-12.0	17	2167	-
54	ca_paren..	Was parent or guardian willing to give Informed Consent?	discrete	numeric-12.0	13	2171	-
55	ca_req_s..	Did the participant asked to be interviewed by a same sex Tracker?	discrete	numeric-12.0	21	2163	-
56	ca_sames..	What is the reason why the participant requested a same sex Tracker?	discrete	character-1	0	0	-
57	ca_surve..	Was the participant contacted and willing to be surveyed?	discrete	numeric-12.0	21	2163	-
58	ca_refus..	Did the participant / parent / guardian refused participation?	discrete	numeric-12.0	4	2180	-
59	ca_resch..	Reschedule next visit date	discrete	character-11	0	-	-
60	ca_field..	Comments for Contact attempt	discrete	character-171	34	-	-
61	ca_conta..	Conducting Contact Attempt	discrete	numeric-12.0	16	2168	-
62	ca_datet..	Attempt Date and Time	discrete	character-11	10	-	-
63	ca_was_c..	Was the participant contacted	discrete	numeric-12.0	10	2174	-
64	ca_was_p..	Was the participant's parent or guardian at home	discrete	numeric-12.0	6	2178	-
65	ca_paren..	Was parent or guardian willing to give Informed Consent?	discrete	numeric-12.0	4	2180	-

File AHRI.DREAMS.NestedCohort.ContactAttempts.2018.v1

#	Name	Label	Type	Format	Valid	Invalid	Question
66	ca_req_s..	Did the participant asked to be interviewed by a same sex Tracker?	discrete	numeric-12.0	6	2178	-
67	ca_sames..	What is the reason why the participant requested a same sex Tracker?	discrete	character-1	0	0	-
68	ca_surve..	Was the participant contacted and willing to be surveyed?	discrete	numeric-12.0	6	2178	-
69	ca_refus..	Did the participant / parent / guardian refused participation?	discrete	numeric-12.0	1	2183	-
70	ca_resch..	Reschedule next visit date	discrete	character-11	0	-	-
71	ca_field..	Comments for Contact attempt	discrete	character-85	8	0	-
72	ca_refus..	Who refuse participation?	discrete	numeric-12.0	40	2144	-
73	ca_refus..	Specify other person who refused participation:	discrete	character-83	1	0	-
74	ca_proj..	Fieldworker: Request handover of Non	discrete	numeric-12.0	808	1376	-
75	ca_proj..	Select reason for non	discrete	numeric-12.0	95	2089	-
76	ca_proj..	Specify other reason for non	discrete	character-91	32	0	-
77	ca_trans..	Fieldworker: Please provide narrative	discrete	character-165	99	-	-
78	ca_coord..	Was this request for a Non	discrete	numeric-12.0	74	2110	-
79	ca_coord..	Why was this request was denied?	discrete	character-69	4	0	-
80	ca_prema..	Was this a Pre	discrete	numeric-12.0	328	1856	-
81	ca_prema..	Select reason for pre	discrete	numeric-12.0	220	1964	-
82	ca_prema..	Specify other reason for pre	discrete	character-109	25	-	-
83	ca_visit..	Visit Date	discrete	character-11	2111	-	-

File AHRI.DREAMS.NestedCohort.ExposureToDREAMS.2018.v1

#	Name	Label	Type	Format	Valid	Invalid	Question
1	project_id	REDCap Project Identifier	discrete	numeric-12.0	2184	0	-
2	event_id	REDCap Event Identifier	discrete	numeric-12.0	2184	0	-
3	cohort	Cohort Description	discrete	character-13	2184	0	-
4	round	Round Description	discrete	character-18	2184	0	-
5	IIntId	Individual ID	continuous	numeric-12.0	2184	0	-
6	dm_aware..	Have you heard of a program called 'DREAMS'?	discrete	numeric-12.0	1853	331	-
7	dm_source..	From where / how did you hear about DREAMS?	discrete	numeric-12.0	4	2180	-
8	dm_source..	From where / how did you hear about DREAMS?	discrete	numeric-12.0	55	2129	-

File AHRI.DREAMS.NestedCohort.ExposureToDREAMS.2018.v1

#	Name	Label	Type	Format	Valid	Invalid	Question
9	dm_sourc_..	From where / how did you hear about DREAMS?	discrete	numeric-12.0	927	1257	-
10	dm_sourc_..	From where / how did you hear about DREAMS?	discrete	numeric-12.0	6	2178	-
11	dm_sourc_..	From where / how did you hear about DREAMS?	discrete	numeric-12.0	57	2127	-
12	dm_sourc_..	From where / how did you hear about DREAMS?	discrete	numeric-12.0	2	2182	-
13	dm_sourc_..	From where / how did you hear about DREAMS?	discrete	numeric-12.0	21	2163	-
14	dm_sourc_..	From where / how did you hear about DREAMS?	discrete	numeric-12.0	294	1890	-
15	dm_sourc_..	From where / how did you hear about DREAMS?	discrete	numeric-12.0	7	2177	-
16	dm_sourc_..	Other, please specify from where / how did you hear about DREAMS?	discrete	character-35	7	0	-
17	dm_invited	Have you been invited to participate in any DREAMS activity or service?	discrete	numeric-12.0	1372	812	-
18	dm_parti_..	Have you ever participated in any DREAMS activity or service?	discrete	numeric-12.0	1365	819	-
19	dm_parti_..	If yes, when did you participate?	continuous	numeric-12.0	1365	819	-
20	dm_exper_..	What experience(s) have you had with DREAMS?	discrete	character-167	756	-	-
21	dm_have_..	Do you have a DREAMS identifier? It could be a reference number, ID or code?	discrete	numeric-12.0	761	1423	-
22	dm_lead_..	I am going to ask you about programs for young girls. Many of them are about org	discrete	numeric-12.0	1853	331	-
23	dm_parti_..	Did you participate in this service / program? Safe Spaces	discrete	numeric-12.0	1850	334	-
24	dm_aware_..	Are you aware of the following service / program? Safe Spaces for girls/young wo	discrete	numeric-12.0	1050	1134	-
25	dm_parti_..	Did you participate in this service / program in the last 12 months? Safe Spaces	discrete	numeric-12.0	797	1387	-
26	dm_safes_..	Was this a DREAMS service / program? Safe Spaces	discrete	numeric-12.0	640	1544	-
27	dm_org_s_..	Where / from which organisation was it provided? Safe Spaces	discrete	numeric-12.0	638	1546	-
28	dm_org_s_..	Please specify details of the other organization. Safe Spaces	discrete	character-40	2	0	-

File AHRI.DREAMS.NestedCohort.ExposureToDREAMS.2018.v1							
#	Name	Label	Type	Format	Valid	Invalid	Question
29	dm_parti..	Did you participate in this service / program? Mentor Program	discrete	numeric-12.0	1850	334	-
30	dm_aware..	Are you aware of the following service / program? Mentor Program	discrete	numeric-12.0	1320	864	-
31	dm_parti..	Did you participate in this service / program in the last 12 months? Mentor Prog	discrete	numeric-12.0	529	1655	-
32	dm_mento..	Was this a DREAMS service / program? Mentor Program	discrete	numeric-12.0	423	1761	-
33	dm_org_m..	Where / from which organisation was it provided? Mentor Program	discrete	numeric-12.0	420	1764	-
34	dm_org_m..	Please specify details of the other organization. Mentor Program	discrete	character-19	2	0	-
35	dm_parti..	Did you participate in this service / program? Social Assets programs	discrete	numeric-12.0	1851	333	-
36	dm_aware..	Are you aware of the following service / program? Social Assets programs	discrete	numeric-12.0	1476	708	-
37	dm_parti..	Did you participate in this service / program in the last 12 months? Social Asse	discrete	numeric-12.0	371	1813	-
38	dm_socas..	Was this a DREAMS service / program? Social Assets programs	discrete	numeric-12.0	284	1900	-
39	dm_org_s..	Where / from which organisation was it provided? Social Assets programs	discrete	numeric-12.0	279	1905	-
40	dm_org_s..	Please specify details of the other organization. Social Assets programs	discrete	character-1	0	0	-
41	dm_parti..	Did you participate in this service / program? Gender norms	discrete	numeric-12.0	1436	748	-
42	dm_aware..	Are you aware of the following service / program? Gender norms and Violence prev	discrete	numeric-12.0	1434	750	-
43	dm_parti..	Did you participate in this service / program in the last 12 months? Gender norm	discrete	numeric-12.0	416	1768	-
44	dm_genor..	Was this a DREAMS service / program? Gender norms	discrete	numeric-12.0	319	1865	-
45	dm_org_g..	Where / from which organisation was it provided? Gender norms	discrete	numeric-12.0	2184	0	-

File AHRI.DREAMS.NestedCohort.ExposureToDREAMS.2018.v1							
#	Name	Label	Type	Format	Valid	Invalid	Question
46	dm_org_g..	Please specify details of the other organization. Gender norms	discrete	character-1	0	0	-
47	dm_parti..	Did you participate in this service / program? Violence prevention	discrete	numeric-12.0	1353	831	-
48	dm_aware..	Are you aware of the following service / program? Violence prevention education	discrete	numeric-12.0	986	1198	-
49	dm_parti..	Did you participate in this service / program in the last 12 months? Violence pr	discrete	numeric-12.0	362	1822	-
50	dm_finse..	Was this a DREAMS service / program? Violence prevention	discrete	numeric-12.0	289	1895	-
51	dm_org_f..	Where / from which organisation was it provided? Violence prevention	discrete	numeric-12.0	288	1896	-
52	dm_org_f..	Please specify details of the other organization. Violence prevention	discrete	character-1	0	0	-
53	dm_parti..	Did you participate in this service / program? Financial literacy	discrete	numeric-12.0	1849	335	-
54	dm_aware..	Are you aware of the following service / program? Financial literacy training	discrete	numeric-12.0	1506	678	-
55	dm_parti..	Did you participate in this service / program in the last 12 months? Financial l	discrete	numeric-12.0	337	1847	-
56	dm_finsk..	Was this a DREAMS service / program? Financial literacy	discrete	numeric-12.0	254	1930	-
57	dm_org_f..	Where / from which organisation was it provided? Financial literacy	discrete	numeric-12.0	2184	0	-
58	dm_org_f..	Please specify details of the other organization. Financial literacy	discrete	character-6	1	0	-
59	dm_parti..	Did you participate in this service / program? Local program for caregiving	discrete	numeric-12.0	1850	334	-
60	dm_aware..	Are you aware of the following service / program? Local program for caregiving	discrete	numeric-12.0	1243	941	-
61	dm_parti..	Did you participate in this service / program in the last 12 months? Local progr	discrete	numeric-12.0	603	1581	-
62	dm_paren..	Was this a DREAMS service / program? Local program for caregiving	discrete	numeric-12.0	519	1665	-

File AHRI.DREAMS.NestedCohort.ExposureToDREAMS.2018.v1							
#	Name	Label	Type	Format	Valid	Invalid	Question
63	dm_org_p..	Where / from which organisation was it provided? Local program for caregiving	discrete	numeric-12.0	515	1669	-
64	dm_org_p..	Please specify details of the other organization. Local program for caregiving	discrete	character-18	8	0	-
65	dm_parti..	Did you participate in this service / program? HIV education	discrete	numeric-12.0	1853	331	-
66	dm_aware..	Are you aware of the following service / program? HIV education or Life skills	discrete	numeric-12.0	247	1937	-
67	dm_parti..	Did you participate in this service / program in the last 12 months? HIV educati	discrete	numeric-12.0	1600	584	-
68	dm_schoo..	Was this a DREAMS service / program? HIV education	discrete	numeric-12.0	1325	859	-
69	dm_org_s..	Where / from which organisation was it provided? HIV education	discrete	numeric-12.0	1321	863	-
70	dm_org_s..	Please specify details of the other organization. HIV education	discrete	character-1	0	0	-
71	dr_lead..	I am going to ask you questions about the different types of HIV testing program	discrete	numeric-12.0	1850	334	-
72	dm_parti..	Did you participate in this service / program? Facility based (PITC, VTC): where	discrete	numeric-12.0	1850	334	-
73	dm_aware..	Are you aware of the following service / program? Facility based (PITC, VTC): wh	discrete	numeric-12.0	877	1307	-
74	dm_parti..	Did you participate in this service / program in the last 12 months? Facility ba	discrete	numeric-12.0	969	1215	-
75	dm_faclb..	Was this a DREAMS service / program? Facility based (PITC, VTC): where testing w	discrete	numeric-12.0	824	1360	-
76	dm_org_f..	Where / from which organisation was it provided? Facility based (PITC, VTC): whe	discrete	numeric-12.0	826	1358	-
77	dm_org_f..	Please specify details of the other organization. Facility based (PITC, VTC): wh	discrete	character-1	0	0	-
78	dm_parti..	Did you participate in this service / program? Facility based HIV testing	discrete	numeric-12.0	1845	339	-
79	dm_aware..	Are you aware of the following service / program? Facility based HIV testing	discrete	numeric-12.0	1041	1143	-

File AHRI.DREAMS.NestedCohort.ExposureToDREAMS.2018.v1							
#	Name	Label	Type	Format	Valid	Invalid	Question
80	dm_parti ..	Did you participate in this service / program in the last 12 months? Facility ba	discrete	numeric-12.0	800	1384	-
81	dm_hivte ..	Was this a DREAMS service / program? Facility based HIV testing	discrete	numeric-12.0	693	1491	-
82	dm_org_h ..	Where / from which organisation was it provided? Facility based HIV testing	discrete	numeric-12.0	692	1492	-
83	dm_org_h ..	Please specify details of the other organization. Facility based HIV testing	discrete	character-24	1	0	-
84	dm_parti ..	Did you participate in this service / program? Partner testing	discrete	numeric-12.0	1846	338	-
85	dm_aware ..	Are you aware of the following service / program? Partner testing	discrete	numeric-12.0	1682	502	-
86	dm_parti ..	Did you participate in this service / program in the last 12 months? Partner tes	discrete	numeric-12.0	163	2021	-
87	dm_parte ..	Was this a DREAMS service / program? Partner testing	discrete	numeric-12.0	112	2072	-
88	dm_org_p ..	Where / from which organisation was it provided? Partner testing	discrete	numeric-12.0	111	2073	-
89	dm_org_p ..	Please specify details of the other organization. Partner testing	discrete	character-1	0	0	-
90	dm_parti ..	Did you participate in this service / program? HIV Self testing	discrete	numeric-12.0	1847	337	-
91	dm_aware ..	Are you aware of the following service / program? HIV Self testing	discrete	numeric-12.0	1785	399	-
92	dm_parti ..	Did you participate in this service / program in the last 12 months? HIV Self te	discrete	numeric-12.0	59	2125	-
93	dm_selft ..	Was this a DREAMS service / program? HIV Self testing	discrete	numeric-12.0	30	2154	-
94	dm_org_s ..	Where / from which organisation was it provided? HIV Self testing	discrete	numeric-12.0	29	2155	-
95	dm_org_s ..	Please specify details of the other organization. HIV Self testing	discrete	character-1	0	0	-
96	dm_parti ..	Did you participate in this service / program? Condom provision	discrete	numeric-12.0	1848	336	-
97	dm_aware ..	Are you aware of the following service / program? Condom provision	discrete	numeric-12.0	1448	736	-

File AHRI.DREAMS.NestedCohort.ExposureToDREAMS.2018.v1							
#	Name	Label	Type	Format	Valid	Invalid	Question
98	dm_parti..	Did you participate in this service / program in the last 12 months? Condom prov	discrete	numeric-12.0	394	1790	-
99	dm_condp..	Was this a DREAMS service / program? Condom provision	discrete	numeric-12.0	287	1897	-
100	dm_org_c..	Where / from which organisation was it provided? Condom provision	discrete	numeric-12.0	289	1895	-
101	dm_org_c..	Please specify details of the other organization. Condom provision	discrete	character-1	0	0	-
102	dm_parti..	Are you aware of the following service / program? Condom promotion / demonstrati	discrete	numeric-12.0	1851	333	-
103	dm_aware..	Did you participate in this service / program? Condom promotion / demonstration	discrete	numeric-12.0	1424	760	-
104	dm_parti..	Did you participate in this service / program in the last 12 months? Condom prom	discrete	numeric-12.0	424	1760	-
105	dm_democ..	Was this a DREAMS service / program? Condom promotion / demonstration	discrete	numeric-12.0	313	1871	-
106	dm_org_d..	Where / from which organisation was it provided? Condom promotion / demonstratio	discrete	numeric-12.0	310	1874	-
107	dm_org_d..	Please specify details of the other organization. Condom promotion / demonstrati	discrete	character-1	0	0	-
108	dm_parti..	Did you participate in this service / program? Adolescent friendly services	discrete	numeric-12.0	1848	336	-
109	dm_aware..	Are you aware of the following service / program? Adolescent friendly services	discrete	numeric-12.0	1471	713	-
110	dm_parti..	Did you participate in this service / program in the last 12 months? Adolescent	discrete	numeric-12.0	375	1809	-
111	dm_adolf..	Was this a DREAMS service / program? Adolescent friendly services	discrete	numeric-12.0	231	1953	-
112	dm_org_a..	Where / from which organisation was it provided? Adolescent friendly services	discrete	numeric-12.0	232	1952	-
113	dm_org_a..	Please specify details of the other organization. Adolescent friendly services	discrete	character-1	0	0	-
114	dm_parti..	Did you participate in this service / program? Contraception / family planning	discrete	numeric-12.0	1845	339	-

File AHRI.DREAMS.NestedCohort.ExposureToDREAMS.2018.v1

#	Name	Label	Type	Format	Valid	Invalid	Question
115	dm_aware_..	Are you aware of the following service / program? Counselling and provision of c	discrete	numeric-12.0	1391	793	-
116	dm_parti_..	Did you participate in this service / program in the last 12 months? Contracepti	discrete	numeric-12.0	452	1732	-
117	dm_couns_..	Was this a DREAMS service / program? Contraception / family planning	discrete	numeric-12.0	374	1810	-
118	dm_org_c_..	Where / from which organisation was it provided? Contraception / family planning	discrete	numeric-12.0	374	1810	-
119	dm_org_c_..	Please specify details of the other organization. Contraception / family plannin	discrete	character-4	1	0	-
120	dm_parti_..	Did you participate in this service / program? STI screening and treatment	discrete	numeric-12.0	1852	332	-
121	dm_aware_..	Are you aware of the following service / program? STI screening and treatment	discrete	numeric-12.0	1692	492	-
122	dm_parti_..	Did you participate in this service / program in the last 12 months? STI screeni	discrete	numeric-12.0	158	2026	-
123	dm_stise_..	Was this a DREAMS service / program? STI screening and treatment	discrete	numeric-12.0	128	2056	-
124	dm_org_s_..	Where / from which organisation was it provided? STI screening and treatment	discrete	numeric-12.0	126	2058	-
125	dm_org_s_..	Please specify details of the other organization. STI screening and treatment	discrete	character-1	0	0	-
126	dm_parti_..	Are you aware of the following service / program? Linkage into ART	discrete	numeric-12.0	1848	336	-
127	dm_aware_..	Did you participate in this service / program? Linkage into ART	discrete	numeric-12.0	1789	395	-
128	dm_parti_..	Did you participate in this service / program in the last 12 months? Linkage int	discrete	numeric-12.0	56	2128	-
129	dm_pepse_..	Was this a DREAMS service / program? Linkage into ART	discrete	numeric-12.0	21	2163	-
130	dm_org_p_..	Where / from which organisation was it provided? Linkage into ART	discrete	numeric-12.0	20	2164	-
131	dm_org_p_..	Please specify details of the other organization. Linkage into ART	discrete	character-1	0	0	-

File AHRI.DREAMS.NestedCohort.ExposureToDREAMS.2018.v1							
#	Name	Label	Type	Format	Valid	Invalid	Question
132	dm_parti..	Did you participate in this service / program? Emergency contraception	discrete	numeric-12.0	1847	337	-
133	dm_aware..	Are you aware of the following service / program? Emergency contraception	discrete	numeric-12.0	1763	421	-
134	dm_parti..	Did you participate in this service / program in the last 12 months? Emergency c	discrete	numeric-12.0	82	2102	-
135	dm_emerc..	Was this a DREAMS service / program? Emergency contraception	discrete	numeric-12.0	38	2146	-
136	dm_org_e..	Where / from which organisation was it provided? Emergency contraception	discrete	numeric-12.0	37	2147	-
137	dm_org_e..	Please specify details of the other organization. Emergency contraception	discrete	character-1	0	0	-
138	dm_parti..	Did you participate in this service / program? Services after an experience of v	discrete	numeric-12.0	1850	334	-
139	dm_aware..	Are you aware of the following service / program? Services after an experience o	discrete	numeric-12.0	1627	557	-
140	dm_parti..	Did you participate in this service / program in the last 12 months? Services af	discrete	numeric-12.0	220	1964	-
141	dm_postv..	Was this a DREAMS service / program? Services after an experience of violence	discrete	numeric-12.0	101	2083	-
142	dm_org_p..	Where / from which organisation was it provided? Services after an experience of	discrete	numeric-12.0	100	2084	-
143	dm_org_p..	Please specify details of the other organization. Services after an experience o	discrete	character-14	11	0	-
144	dm_parti..	Did you participate in this service / program? Cash transfer to family	discrete	numeric-12.0	1852	332	-
145	dm_aware..	Are you aware of the following service / program? Cash transfer to family	discrete	numeric-12.0	488	1696	-
146	dm_parti..	Did you participate in this service / program in the last 12 months? Cash transf	discrete	numeric-12.0	1361	823	-
147	dm_casht..	Was this a DREAMS service / program? Cash transfer to family	discrete	numeric-12.0	1132	1052	-
148	dm_org_c..	Where / from which organisation was it provided? Cash transfer to family	discrete	numeric-12.0	1129	1055	-

File AHRI.DREAMS.NestedCohort.ExposureToDREAMS.2018.v1

#	Name	Label	Type	Format	Valid	Invalid	Question
149	dm_org_c..	Please specify details of the other organization. Cash transfer to family	discrete	character-5	3	0	-

File AHRI.DREAMS.NestedCohort.ExposureToShuga.2018.v1

#	Name	Label	Type	Format	Valid	Invalid	Question
1	project_id	REDCap Project Identifier	discrete	numeric-12.0	2184	0	-
2	event_id	REDCap Event Identifier	discrete	numeric-12.0	2184	0	-
3	cohort	Cohort Description	discrete	character-13	2184	0	-
4	round	Round Description	discrete	character-18	2184	0	-
5	IntId	Individual ID	continuous	numeric-12.0	2184	0	-
6	ms_house..	Do you/your household own a TV?	discrete	numeric-12.0	1853	331	-
7	ms_watch..	How often do you watch TV?	discrete	numeric-12.0	1853	331	-
8	ms_watch..	Where do you usually (by usually we mean mostly, or commonly, or regularly) watc	discrete	numeric-12.0	1643	541	-
9	ms_watch..	Please specify details on the other places where you watch TV	discrete	character-23	29	0	-
10	ms_cntrl..	If at home - Who has more control over the television remote or have more say ab	discrete	numeric-12.0	1540	644	-
11	ms_cntrl..	Please specify details on the other person who has control of the TV remote at h	discrete	character-42	238	0	-
12	ms_ever..	Have you ever watched MTV Shuga?	discrete	numeric-12.0	1853	331	-
13	ms_ever..	If no - have you heard of it?	discrete	numeric-12.0	1700	484	-
14	ms_ever..	If yes, from where/who?	discrete	numeric-12.0	150	2034	-
15	ms_ever..	Please specify details on the other source where you have watched Shuga	discrete	character-1	0	0	-
16	ms_which..	Which country series did you watch?	discrete	numeric-12.0	151	2033	-
17	ms_which..	Please specify details on the other series of MTV Shugat that you have watched	discrete	character-1	0	0	-
18	ms_num_t..	How many times did you watch MTV Shuga the South African season?	discrete	numeric-12.0	78	2106	-
19	ms_knowl..	Did Ipeleng take the money that Rakeem offered her to pay her rent?	discrete	numeric-12.0	78	2106	-
20	ms_knowl..	Did Bongi and Coalstove have an HIV test together?	discrete	numeric-12.0	78	2106	-
21	ms_knowl..	Did Sol buy Tsholofela a smartphone and clothes to have sex with her?	discrete	numeric-12.0	78	2106	-

File AHRI.DREAMS.NestedCohort.ExposureToShuga.2018.v1							
#	Name	Label	Type	Format	Valid	Invalid	Question
22	ms_knowl..	Did Sol beat Tsholofela?	discrete	numeric-12.0	78	2106	-
23	ms_knowl..	Did Zamo take her small son with her to the pub because she like partying?	discrete	numeric-12.0	78	2106	-
24	ms_knowl..	Did Khensani have a relationship with her teacher?	discrete	numeric-12.0	78	2106	-
25	ms_knowl..	Will Khensani be able to have children again in the future?	discrete	numeric-12.0	78	2106	-
26	ms_knowl..	Did Femi ask Sheila to take PreP to reduce the risk of him infecting her?	discrete	numeric-12.0	78	2106	-
27	ms_knowl..	Was Reggie beaten up by his friend Q for being gay?	discrete	numeric-12.0	78	2106	-
28	ms_knowl..	Did Ipeleng get a bursary to go to university?	discrete	numeric-12.0	78	2106	-
29	ms_knowl..	Did Sheila refuse Femi's proposal to marry him?	discrete	numeric-12.0	78	2106	-
30	ms_knowl..	Did Sizwe try to force himself on Zamo because he thought she slept with every g	discrete	numeric-12.0	78	2106	-
31	ms_knowl..	Did Bongsi and Coalstove get back together again?	discrete	numeric-12.0	78	2106	-
32	ms_knowl..	Did the nurse at the clinic advise Bongsi not to use an IUD as an on-going contra	discrete	numeric-12.0	78	2106	-
33	ms_knowl..	Did one of Zamo's boyfriends remove the condom without Zamo knowing while they w	discrete	numeric-12.0	78	2106	-
34	ms_talke..	Have you talked to anyone about MTV Shuga?	discrete	numeric-12.0	78	2106	-
35	ms_talke..	If yes, to who?	discrete	numeric-12.0	22	2162	-
36	ms_talke..	If yes, to who?	discrete	numeric-12.0	1	2183	-
37	ms_talke..	If yes, to who?	discrete	numeric-12.0	10	2174	-
38	ms_talke..	If yes, to who?	discrete	numeric-12.0	1	2183	-
39	ms_gbv_r..	Did watching Shuga make you more willing to: Report GBV?	discrete	numeric-12.0	152	2032	-
40	ms_gbv_t..	Did watching Shuga make you more willing to: Talk about it?	discrete	numeric-12.0	152	2032	-
41	ms_gbv_r..	Did watching Shuga make you more willing to: Help refer affected people for help	discrete	numeric-12.0	152	2032	-
42	ms_gbv_h..	Did watching Shuga make you more willing to: Help do something to stop it?	discrete	numeric-12.0	152	2032	-
43	ms_gbv_i..	Did watching Shuga make you more willing to: Involve family?	discrete	numeric-12.0	152	2032	-

File AHRI.DREAMS.NestedCohort.ExposureToShuga.2018.v1							
#	Name	Label	Type	Format	Valid	Invalid	Question
44	ms_behav_..	Did watching Shuga make you more willing to: Ask your partner to use condom?	discrete	numeric-12.0	152	2032	-
45	ms_behav_..	Did watching Shuga make you more willing to: Go for an HIV test?	discrete	numeric-12.0	152	2032	-
46	ms_behav_..	Did watching Shuga make you more willing to: Help someone who is HIV positive?	discrete	numeric-12.0	152	2032	-
47	ms_inten_..	After watching MTV Shuga did you feel like you needed to have an HIV test?	discrete	numeric-12.0	152	2032	-
48	ms_inten_..	After watching MTV Shuga did you feel like you needed to start using contracepti	discrete	numeric-12.0	152	2032	-
49	ms_inten_..	After watching MTV Shuga did you feel like you needed to practise safer sex (Or	discrete	numeric-12.0	152	2032	-
50	ms_inten_..	After watching MTV Shuga did you feel like you needed to start using PreP?	discrete	numeric-12.0	152	2032	-
51	ms_chari_..	Did you have any favorite character in MTV Shuga Down South?	discrete	numeric-12.0	76	2108	-
52	ms_chari_..	Did you have a character that you related to?	discrete	numeric-12.0	76	2108	-
53	ms_chari_..	Who was the character that you related to?	discrete	numeric-12.0	29	2155	-
54	ms_chari_..	Please specify details on the other favorite character you had	discrete	character-1	0	0	-
55	ms_socm_..	What is your favorite social media platform for messaging?	discrete	numeric-12.0	1853	331	-
56	ms_socm_..	Please specify details on the other favorite media platform	discrete	character-42	8	0	-
57	ms_socm_..	What do you use your mobile phone for?	discrete	numeric-12.0	1105	1079	-
58	ms_socm_..	What do you use your mobile phone for?	discrete	numeric-12.0	566	1618	-
59	ms_socm_..	What do you use your mobile phone for?	discrete	numeric-12.0	385	1799	-
60	ms_socm_..	What do you use your mobile phone for?	discrete	numeric-12.0	63	2121	-
61	ms_socm_..	What do you use your mobile phone for?	discrete	numeric-12.0	643	1541	-
62	ms_socm_..	What do you use your mobile phone for?	discrete	numeric-12.0	528	1656	-
63	ms_socm_..	What do you use your mobile phone for?	discrete	numeric-12.0	558	1626	-

File AHRI.DREAMS.NestedCohort.ExposureToShuga.2018.v1							
#	Name	Label	Type	Format	Valid	Invalid	Question
64	ms_socm_..	What do you use your mobile phone for?	discrete	numeric-12.0	4	2180	-
65	ms_know_..	Which method do you use/ have you used to avoid getting HIV?	discrete	numeric-12.0	2	2182	-
66	ms_know_..	Which method do you use/ have you used to avoid getting HIV?	discrete	numeric-12.0	585	1599	-
67	ms_know_..	Which method do you use/ have you used to avoid getting HIV?	discrete	numeric-12.0	4	2180	-
68	ms_know_..	Which method do you use/ have you used to avoid getting HIV?	discrete	numeric-12.0	369	1815	-
69	ms_know_..	Which method do you use/ have you used to avoid getting HIV?	discrete	numeric-12.0	845	1339	-
70	ms_know_..	Which method do you use/ have you used to avoid getting HIV?	discrete	numeric-12.0	12	2172	-
71	ms_know_..	Please specify details on the other method to avoid getting HIV	discrete	character-39	11	0	-
72	ms_stigm_..	Would you be willing to be in a romantic relationship with someone who is HIV+?	discrete	numeric-12.0	1853	331	-
73	ms_stigm_..	Would you support a friend or romantic partner with HIV by going to an HIV suppo	discrete	numeric-12.0	1853	331	-
74	ms_stigm_..	Do you think your community would judge negatively men and women in same-sex rel	discrete	numeric-12.0	1853	331	-

File AHRI.DREAMS.NestedCohort.IndivEduEcoNutritionSituation.2018.v1							
#	Name	Label	Type	Format	Valid	Invalid	Question
1	project_id	REDCap Project Identifier	discrete	numeric-12.0	2184	0	-
2	event_id	REDCap Event Identifier	discrete	numeric-12.0	2184	0	-
3	cohort	Cohort Description	discrete	character-13	2184	0	-
4	round	Round Description	discrete	character-18	2184	0	-
5	IintId	Individual ID	continuous	numeric-12.0	2184	0	-
6	ie_insch_..	Are you currently still in school?	discrete	numeric-12.0	1853	331	-
7	ie_prev_..	Where you still in school the last time we saw you?	discrete	numeric-12.0	1638	546	-
8	ie_schoo_..	In which grade are you? (Grade 1	discrete	numeric-12.0	1357	827	-
9	ie_daysa_..	How many days were you absent from school?	continuous	numeric-12.0	1357	827	-

File AHRI.DREAMS.NestedCohort.IndivEduEcoNutritionSituation.2018.v1

#	Name	Label	Type	Format	Valid	Invalid	Question
10	ie_schab_..	What were the main reasons why you were absent? [Don't read responses. Select al	discrete	numeric-12.0	311	1873	-
11	ie_schab_..	What were the main reasons why you were absent? [Don't read responses. Select al	discrete	numeric-12.0	9	2175	-
12	ie_schab_..	What were the main reasons why you were absent? [Don't read responses. Select al	discrete	numeric-12.0	6	2178	-
13	ie_schab_..	What were the main reasons why you were absent? [Don't read responses. Select al	discrete	numeric-12.0	95	2089	-
14	ie_schab_..	What were the main reasons why you were absent? [Don't read responses. Select al	discrete	numeric-12.0	37	2147	-
15	ie_schab_..	What were the main reasons why you were absent? [Don't read responses. Select al	discrete	numeric-12.0	18	2166	-
16	ie_schab_..	What were the main reasons why you were absent? [Don't read responses. Select al	discrete	numeric-12.0	6	2178	-
17	ie_schab_..	What were the main reasons why you were absent? [Don't read responses. Select al	discrete	numeric-12.0	10	2174	-
18	ie_schab_..	What were the main reasons why you were absent? [Don't read responses. Select al	discrete	numeric-12.0	14	2170	-
19	ie_schab_..	What were the main reasons why you were absent? [Don't read responses. Select al	discrete	numeric-12.0	6	2178	-
20	ie_schab_..	What were the main reasons why you were absent? [Don't read responses. Select al	discrete	numeric-12.0	29	2155	-
21	ie_abssc_..	Please specify the other reasons for being absent	discrete	character-58	34	0	-
22	ie_reas_..	What were the main reasons you left school?	discrete	numeric-12.0	7	2177	-
23	ie_reas_..	What were the main reasons you left school?	discrete	numeric-12.0	54	2130	-
24	ie_reas_..	What were the main reasons you left school?	discrete	numeric-12.0	3	2181	-
25	ie_reas_..	What were the main reasons you left school?	discrete	numeric-12.0	3	2181	-
26	ie_reas_..	What were the main reasons you left school?	discrete	numeric-12.0	3	2181	-
27	ie_reas_..	What were the main reasons you left school?	discrete	numeric-12.0	16	2168	-
28	ie_reas_..	What were the main reasons you left school?	discrete	numeric-12.0	2	2182	-
29	ie_reas_..	Please specify the other reasons for leaving school	discrete	character-1	0	0	-

File AHRI.DREAMS.NestedCohort.IndivEduEcoNutritionSituation.2018.v1

#	Name	Label	Type	Format	Valid	Invalid	Question
30	ie_mainr..	Which of the reasons you have given was the most important reason for leaving sc	discrete	character-1	0	0	-
31	ie_highl..	What is your highest level of education achieved / qualification ('attainment')	discrete	numeric-12.0	488	1696	-
32	ie_emplo..	Are you currently in full	discrete	numeric-12.0	1853	331	-
33	ie_othin..	Do you have any other source of income?	discrete	numeric-12.0	1853	331	-
34	ie_incom..	What Other sources of income do you have?	discrete	character-29	51	0	-
35	ie_grant..	Do you receive any Government Grant for yourself? Please specify the types of gr	discrete	numeric-12.0	316	1868	-
36	ie_grant..	Do you receive any Government Grant for yourself? Please specify the types of gr	discrete	numeric-12.0	647	1537	-
37	ie_grant..	Do you receive any Government Grant for yourself? Please specify the types of gr	discrete	numeric-12.0	28	2156	-
38	ie_grant..	Do you receive any Government Grant for yourself? Please specify the types of gr	discrete	numeric-12.0	4	2180	-
39	ie_grant..	Do you receive any Government Grant for yourself? Please specify the types of gr	discrete	numeric-12.0	718	1466	-
40	ie_grant..	Do you receive any Government Grant for yourself? Please specify the types of gr	discrete	numeric-12.0	2	2182	-
41	ie_grant..	Do you receive any Government Grant for yourself? Please specify the types of gr	discrete	numeric-12.0	15	2169	-
42	ie_grant..	Please specify information on the other grant/s	discrete	character-17	2	0	-
43	ie_chore..	Are you willing to share how much time did you spend doing household chores, suc	discrete	numeric-12.0	1853	331	-
44	ie_chore..	Hours spent on chores [0.5, 1	continuous	numeric-10.0	1758	426	-
45	ie_items..	A blanket	discrete	numeric-12.0	1853	331	-
46	ie_items..	A pair of shoes	discrete	numeric-12.0	1853	331	-
47	ie_items..	School uniform	discrete	numeric-12.0	1357	827	-
48	ie_items..	Two sets of clothes (other than uniform)	discrete	numeric-12.0	1853	331	-
49	ie_items..	A school bag	discrete	numeric-12.0	1357	827	-

File AHRI.DREAMS.NestedCohort.IndivEduEcoNutritionSituation.2018.v1

#	Name	Label	Type	Format	Valid	Invalid	Question
50	ie_items_..	Some jewelry	discrete	numeric-12.0	1853	331	-
51	ie_items_..	Hair clips/ribbons	discrete	numeric-12.0	1852	332	-
52	ie_items_..	A mobile telephone	discrete	numeric-12.0	1853	331	-
53	ie_items_..	A clock or a wrist watch	discrete	numeric-12.0	1853	331	-
54	ie_items_..	A bicycle	discrete	numeric-12.0	1853	331	-
55	ie_daily_..	In the last one year, did you spend any money on your daily needs, other odds an	discrete	numeric-12.0	1853	331	-
56	ie_dialy_..	In the last one year, when you spent money on your daily needs, other odds and e	discrete	numeric-12.0	51	2133	-
57	ie_dialy_..	In the last one year, when you spent money on your daily needs, other odds and e	discrete	numeric-12.0	2	2182	-
58	ie_dialy_..	In the last one year, when you spent money on your daily needs, other odds and e	discrete	numeric-12.0	1	2183	-
59	ie_dialy_..	In the last one year, when you spent money on your daily needs, other odds and e	discrete	numeric-12.0	16	2168	-
60	ie_dialy_..	In the last one year, when you spent money on your daily needs, other odds and e	discrete	numeric-12.0	1	2183	-
61	ie_dialy_..	In the last one year, when you spent money on your daily needs, other odds and e	discrete	numeric-12.0	123	2061	-
62	ie_dialy_..	In the last one year, when you spent money on your daily needs, other odds and e	discrete	numeric-12.0	700	1484	-
63	ie_dialy_..	In the last one year, when you spent money on your daily needs, other odds and e	discrete	numeric-12.0	249	1935	-
64	ie_dialy_..	In the last one year, when you spent money on your daily needs, other odds and e	discrete	numeric-12.0	12	2172	-
65	ie_dialy_..	In the last one year, when you spent money on your daily needs, other odds and e	discrete	numeric-12.0	177	2007	-
66	ie_dialy_..	In the last one year, when you spent money on your daily needs, other odds and e	discrete	numeric-12.0	176	2008	-
67	ie_dialy_..	In the last one year, when you spent money on your daily needs, other odds and e	discrete	numeric-12.0	2	2182	-
68	ie_dialy_..	In the last one year, when you spent money on your daily needs, other odds and e	discrete	numeric-12.0	141	2043	-
69	ie_dialy_..	In the last one year, when you spent money on your daily needs, other odds and e	discrete	numeric-12.0	7	2177	-
70	ie_daily_..	Please specify other source of money	discrete	character-39	9	0	-

File AHRI.DREAMS.NestedCohort.IndivEduEcoNutritionSituation.2018.v1

#	Name	Label	Type	Format	Valid	Invalid	Question
71	ie_spent..	What did you typically spend money on, in the past year?	discrete	numeric-12.0	6	2178	-
72	ie_spent..	What did you typically spend money on, in the past year?	discrete	numeric-12.0	65	2119	-
73	ie_spent..	What did you typically spend money on, in the past year?	discrete	numeric-12.0	5	2179	-
74	ie_spent..	What did you typically spend money on, in the past year?	discrete	numeric-12.0	482	1702	-
75	ie_spent..	What did you typically spend money on, in the past year?	discrete	numeric-12.0	5	2179	-
76	ie_spent..	What did you typically spend money on, in the past year?	discrete	numeric-12.0	46	2138	-
77	ie_spent..	What did you typically spend money on, in the past year?	discrete	numeric-12.0	728	1456	-
78	ie_spent..	What did you typically spend money on, in the past year?	discrete	numeric-12.0	505	1679	-
79	ie_spent..	What did you typically spend money on, in the past year?	discrete	numeric-12.0	7	2177	-
80	ie_spent..	What did you typically spend money on, in the past year?	discrete	numeric-12.0	1	2183	-
81	ie_spent..	What did you typically spend money on, in the past year?	discrete	numeric-12.0	155	2029	-
82	ie_spent..	What did you typically spend money on, in the past year?	discrete	numeric-12.0	131	2053	-
83	ie_spent..	Please specify details on other items you spend money on	discrete	character-50	143	0	-
84	ie_spent..	Who decides what you spend money on?	discrete	numeric-12.0	1301	883	-
85	ie_spent..	Please specify details on other person who decide how you are spending your mone	discrete	character-16	17	0	-
86	ie_saved..	In the past twelve months, have you saved, or put money aside to use at a later	discrete	numeric-12.0	1853	331	-
87	ie_acces..	Do you have control over these savings? (i.e., Where and how they are stored, an	discrete	numeric-12.0	501	1683	-
88	ie_savin..	What are you saving for? [Do not read from list]	discrete	numeric-12.0	142	2042	-
89	ie_savin..	What are you saving for? [Do not read from list]	discrete	character-2	2	0	-
90	ie_savin..	What are you saving for? [Do not read from list]	discrete	numeric-12.0	4	2180	-
91	ie_savin..	What are you saving for? [Do not read from list]	discrete	numeric-12.0	3	2181	-
92	ie_savin..	What are you saving for? [Do not read from list]	discrete	numeric-12.0	4	2180	-
93	ie_savin..	What are you saving for? [Do not read from list]	discrete	numeric-12.0	315	1869	-

File AHRI.DREAMS.NestedCohort.IndivEduEcoNutritionSituation.2018.v1

#	Name	Label	Type	Format	Valid	Invalid	Question
94	ie_savin_..	What are you saving for? [Do not read from list]	discrete	numeric-12.0	15	2169	-
95	ie_savin_..	What are you saving for? [Do not read from list]	discrete	numeric-12.0	33	2151	-
96	ie_savin_..	What are you saving for? [Do not read from list]	discrete	numeric-12.0	4	2180	-
97	ie_savin_..	What are you saving for? [Do not read from list]	discrete	numeric-12.0	38	2146	-
98	ie_savin_..	What are you saving for? [Do not read from list]	discrete	numeric-12.0	5	2179	-
99	ie_savin_..	What are you saving for? [Do not read from list]	discrete	character-1	1	0	-
100	ie_savin_..	What are you saving for? [Do not read from list]	discrete	numeric-12.0	91	2093	-
101	ie_savin_..	What are you saving for? [Do not read from list]	discrete	numeric-12.0	8	2176	-
102	ie_savin_..	Please specify details on what other things you are saving for	discrete	character-50	8	0	-
103	ie_has_b_..	Do you have such a plan?	discrete	numeric-12.0	1853	331	-
104	ie_has_w_..	Is your plan written down?	discrete	numeric-12.0	119	2065	-
105	ie_follo_..	Would you say that you follow your plan all of the time, some of the time, rarely	discrete	numeric-12.0	119	2065	-
106	ie_budge_..	What would you call that kind of plan?	discrete	numeric-12.0	61	2123	-
107	ie_budge_..	What would you call that kind of plan?	discrete	numeric-12.0	46	2138	-
108	ie_budge_..	What would you call that kind of plan?	discrete	numeric-12.0	1	2183	-
109	ie_budge_..	What would you call that kind of plan?	discrete	numeric-12.0	1	2183	-
110	ie_budge_..	What would you call that kind of plan?	discrete	numeric-12.0	3	2181	-
111	ie_wayof_..	What are the ways you are saving your money?	discrete	numeric-12.0	99	2085	-
112	ie_wayof_..	What are the ways you are saving your money?	discrete	numeric-12.0	19	2165	-
113	ie_wayof_..	What are the ways you are saving your money?	discrete	numeric-12.0	168	2016	-
114	ie_wayof_..	What are the ways you are saving your money?	discrete	numeric-12.0	156	2028	-
115	ie_wayof_..	What are the ways you are saving your money?	discrete	numeric-12.0	3	2181	-
116	ie_wayof_..	What are the ways you are saving your money?	discrete	numeric-12.0	20	2164	-
117	ie_wayof_..	What are the ways you are saving your money?	discrete	numeric-12.0	18	2166	-

File AHRI.DREAMS.NestedCohort.IndivEduEcoNutritionSituation.2018.v1

#	Name	Label	Type	Format	Valid	Invalid	Question
118	ie_wayof..	What are the ways you are saving your money?	discrete	numeric-12.0	2	2182	-
119	ie_wayof..	What are the ways you are saving your money?	discrete	numeric-12.0	2	2182	-
120	ie_rich..	Do you agree or disagree with the following statement: "Only people with a lot o	discrete	numeric-12.0	1853	331	-
121	ie_do_re..	When there are weeks when you have met all your basic needs and at the end of th	discrete	numeric-12.0	1853	331	-
122	ie_do_re..	Please specify other things that you do with the money	discrete	character-38	3	0	-
123	ie_foodf..	In the last 12 months did you or any other individuals in your household ever cu	discrete	numeric-12.0	1853	331	-
124	ie_foodf..	How often did this happen?	discrete	numeric-12.0	315	1869	-

File AHRI.DREAMS.NestedCohort.IndivGeneralHealth.2018.v1

#	Name	Label	Type	Format	Valid	Invalid	Question
1	project_id	REDCap Project Identifier	discrete	numeric-12.0	2184	0	-
2	event_id	REDCap Event Identifier	discrete	numeric-12.0	2184	0	-
3	cohort	Cohort Description	discrete	character-13	2184	0	-
4	round	Round Description	discrete	character-18	2184	0	-
5	IintId	Individual ID	continuous	numeric-12.0	2184	0	-
6	hq_hiv_g..	Would you be able to get a HIV test if you wanted one?	discrete	numeric-12.0	1853	331	-
7	hq_hiv_k..	Do you think that it is important for people to know their status?	discrete	numeric-12.0	1853	331	-
8	hq_hiv_i..	Why is it important to be HIV tested?	discrete	numeric-12.0	1401	783	-
9	hq_hiv_i..	Why is it important to be HIV tested?	discrete	numeric-12.0	163	2021	-
10	hq_hiv_i..	Why is it important to be HIV tested?	discrete	numeric-12.0	129	2055	-
11	hq_hiv_i..	Why is it important to be HIV tested?	discrete	numeric-12.0	321	1863	-
12	hq_hiv_i..	Why is it important to be HIV tested?	discrete	numeric-12.0	289	1895	-
13	hq_hiv_i..	Please specify detail on the other reason you think it is important to get teste	discrete	character-80	313	0	-
14	hq_recv..	Have you ever received a test result for HIV?	discrete	numeric-12.0	1853	331	-
15	hq_hiv_t..	Where did your last HIV test take place?	discrete	numeric-12.0	1283	901	-

File AHRI.DREAMS.NestedCohort.IndivGeneralHealth.2018.v1							
#	Name	Label	Type	Format	Valid	Invalid	Question
16	hq_hiv_t..	Please specify detail on the other place where you were tested for HIV:	discrete	character-82	21	0	-
17	hq_hiv_t..	Was the last HIV test offered, required or did you ask for the test?	discrete	numeric-12.0	1283	901	-
18	hq_hiv_t..	What was the main reason for your last HIV test?	discrete	numeric-12.0	1283	901	-
19	hq_hiv_t..	Please specify detail on the other main reason for having your last HIV test:	discrete	character-82	317	0	-
20	hq_hiv_p..	Did you receive any counselling prior to your last HIV test?	discrete	numeric-12.0	1283	901	-
21	hq_pos_h..	Have you ever had a positive HIV test result?	discrete	numeric-12.0	1283	901	-
22	hq_first..	When was your first positive test result?	discrete	numeric-12.0	115	2069	-
23	hq_lastn..	When was your last negative test result?	discrete	numeric-12.0	1285	899	-
24	hq_refer..	Were you referred to HIV treatment services?	discrete	numeric-12.0	115	2069	-
25	hq_prev..	Have you ever taken ART for your own health?	discrete	numeric-12.0	115	2069	-
26	hq_art_t..	Have you ever taken ART to prevent Mother To Child Transmission (MTCT)?	discrete	numeric-12.0	115	2069	-
27	hq_start..	When did you first start ART?	discrete	numeric-12.0	94	2090	-
28	hq_curr..	Are you currently receiving ART?	discrete	numeric-12.0	115	2069	-
29	hq_art_t..	Have you ever had to stop ART?	discrete	numeric-12.0	94	2090	-
30	hq_art_r..	Please provide the reason for stopping ART:	discrete	character-115	8	-	-
31	hq_recvf..	Where do you currently receive your ART from?	discrete	numeric-12.0	111	2073	-
32	hq_art_e..	How often do you take your ART drugs at the exact time prescribed by your doctor	discrete	numeric-12.0	111	2073	-
33	hq_heard..	If HIV negative or status not known: Have you ever heard of ART ?	discrete	numeric-12.0	1168	1016	-
34	hq_art_i..	Do you think that ART improves health?	discrete	numeric-12.0	1853	331	-
35	hq_art_k..	Do you know places where to get ART?	discrete	numeric-12.0	1853	331	-
36	hq_pep_h..	Have you ever heard of drugs that can be taken to prevent HIV infection after po	discrete	numeric-12.0	1853	331	-

File AHRLDREAMS.NestedCohort.IndivGeneralHealth.2018.v1

#	Name	Label	Type	Format	Valid	Invalid	Question
37	hq_pep_k..	Do you know where such services are offered?	discrete	numeric-12.0	341	1843	-
38	hq_pep_t..	Have you ever taken PEP?	discrete	numeric-12.0	341	1843	-
39	hq_pep_l..	How long ago did you last take PEP?	discrete	numeric-12.0	8	2176	-
40	hq_pep_l..	Is value in:	discrete	numeric-12.0	8	2176	-
41	hq_pep_t..	Why did you take PEP?	discrete	character-27	8	0	-
42	hq_pep_g..	Where did you receive PEP from?	discrete	numeric-12.0	8	2176	-
43	hq_prep_..	Have you ever heard of PrEP? (These are tablets that people who do not have HIV	discrete	numeric-12.0	1853	331	-
44	hq_prep_..	Where did you hear about PrEP?	discrete	character-41	157	0	-
45	hq_prep_..	Have you ever been offered PrEP?	discrete	numeric-12.0	157	2027	-
46	hq_prep_..	Did you use/ participate in the service in the past 12 months?	discrete	numeric-12.0	4	2180	-
47	hq_prep_..	When you used the service in the last 12 months, was it a 'DREAMS' program?	discrete	numeric-12.0	2	2182	-
48	hq_prep_..	Are you currently taking PrEP to prevent HIV?	discrete	numeric-12.0	2	2182	-
49	hq_prep_..	Why did you decide not to take PrEP?	discrete	numeric-12.0	0	2184	-
50	hq_prep_..	Please specify detail on the other reason why you did not take PrEP	discrete	character-1	0	0	-
51	hq_prep_..	Where are you receiving PrEP? Please tell us the name of the clinic/organisation	discrete	numeric-12.0	1	2183	-
52	hq_prep_..	Please specify details of the place you receive PrEP	discrete	character-1	0	0	-
53	hq_prep_..	Please specify details of the place you receive PrEP	discrete	character-1	0	0	-
54	hq_prep_..	Please specify details of the other organization	discrete	character-1	0	0	-
55	hq_prep_..	Do you take PrEP every day?	discrete	numeric-12.0	1	2183	-
56	hq_prep_..	When you take your PrEP do you usually take it at the same time?	discrete	numeric-12.0	1	2183	-
57	hq_prep_..	Are you struggling to take you PrEP drugs as advised by the doctor because (plea	discrete	numeric-12.0	0	2184	-
58	hq_prep_..	Are you struggling to take you PrEP drugs as advised by the doctor because (plea	discrete	numeric-12.0	1	2183	-
59	hq_prep_..	Are you struggling to take you PrEP drugs as advised by the doctor because (plea	discrete	numeric-12.0	0	2184	-

File AHRI.DREAMS.NestedCohort.IndivGeneralHealth.2018.v1							
#	Name	Label	Type	Format	Valid	Invalid	Question
60	hq_prep_..	Are you struggling to take you PrEP drugs as advised by the doctor because (plea	discrete	numeric-12.0	0	2184	-
61	hq_prep_..	Are you struggling to take you PrEP drugs as advised by the doctor because (plea	discrete	numeric-12.0	1	2183	-
62	hq_prep_..	Are you struggling to take you PrEP drugs as advised by the doctor because (plea	discrete	numeric-12.0	0	2184	-
63	hq_prep_..	Are you struggling to take you PrEP drugs as advised by the doctor because (plea	discrete	numeric-12.0	0	2184	-
64	hq_prep_..	Are you struggling to take you PrEP drugs as advised by the doctor because (plea	discrete	numeric-12.0	0	2184	-
65	hq_prep_..	Are you struggling to take you PrEP drugs as advised by the doctor because (plea	discrete	numeric-12.0	0	2184	-
66	hq_prep_..	Please specify other reason for not taking your PrEP as described:	discrete	character-1	0	0	-
67	hq_prep_..	Have you been supported by [name of intervention/NGO etc] to take your PrEP dru	discrete	numeric-12.0	1	2183	-
68	hq_prep_..	In general, are you the type of person who would rather:	discrete	numeric-12.0	1853	331	-
69	hq_imppt_..	Which features of an injectable medicine to prevent HIV are important to you	discrete	numeric-12.0	1853	331	-
70	hq_imppt_..	Which features of an injectable medicine to prevent HIV are important to you	discrete	numeric-12.0	1853	331	-
71	hq_imppt_..	Which features of an injectable medicine to prevent HIV are important to you	discrete	numeric-12.0	1853	331	-
72	hq_imppt_..	Which features of an injectable medicine to prevent HIV are important to you	discrete	numeric-12.0	1853	331	-
73	hq_imppt_..	Which features of an injectable medicine to prevent HIV are important to you	discrete	numeric-12.0	1853	331	-
74	hq_imppt_..	Which features of an injectable medicine to prevent HIV are important to you	discrete	numeric-12.0	1853	331	-
75	hq_imppt_..	Which features of an injectable medicine to prevent HIV are important to you	discrete	numeric-12.0	1853	331	-

File AHRI.DREAMS.NestedCohort.IndivGeneralHealth.2018.v1							
#	Name	Label	Type	Format	Valid	Invalid	Question
76	hq_imprt..	Which features of an injectable medicine to prevent HIV are important to you	discrete	numeric-12.0	1853	331	-
77	hq_evers..	In your whole life up to now, have you ever smoked a cigarette?	discrete	numeric-12.0	1872	312	-
78	hq_frsts..	How old were you when you smoked your first cigarette? If you can't remember, pl	discrete	numeric-12.0	95	2089	-
79	hq_dayss..	How many days have you smoked at least one cigarette in the past month? [number	continuous	numeric-12.0	77	2107	-
80	hq_smokl..	Have you used smokeless tobacco products such as snuff or chewing tobacco in the	discrete	numeric-12.0	77	2107	-
81	hq_everd..	In your whole life up to now, have you ever drunk one "drink" of alcohol (e.g. a	discrete	numeric-12.0	1956	228	-
82	hq_frstd..	How old were you when you drank your first drink? If you can't remember, please	continuous	numeric-12.0	798	1386	-
83	hq_daysd..	How many days have you drunk at least one drink in the past month? [number of da	continuous	numeric-12.0	697	1487	-
84	hq_more5..	How many days have you drunk 5 or more drinks (in succession) on one or more day	discrete	numeric-12.0	697	1487	-
85	hq_everu..	In your whole life up to now, have you ever used cannabis (dagga)?	discrete	numeric-12.0	1866	318	-
86	hq_frsc..	How old were you when you used cannabis (dagga)? If you can't remember, please g	discrete	numeric-12.0	65	2119	-
87	hq_daysc..	How many days have you used cannabis in the past month? [number of days]	continuous	numeric-12.0	53	2131	-
88	hq_usedo..	Have you ever used other drugs such as (Tick all that apply)	discrete	numeric-12.0	1838	346	-
89	hq_usedo..	Have you ever used other drugs such as (Tick all that apply)	discrete	numeric-12.0	9	2175	-
90	hq_usedo..	Have you ever used other drugs such as (Tick all that apply)	discrete	numeric-12.0	1	2183	-
91	hq_usedo..	Have you ever used other drugs such as (Tick all that apply)	discrete	numeric-12.0	1	2183	-
92	hq_usedo..	Have you ever used other drugs such as (Tick all that apply)	discrete	numeric-12.0	2	2182	-

File AHRI.DREAMS.NestedCohort.IndivGeneralHealth.2018.v1

#	Name	Label	Type	Format	Valid	Invalid	Question
93	hq_usedo..	Have you ever used other drugs such as (Tick all that apply)	discrete	numeric-12.0	3	2181	-
94	hq_usedo..	Have you ever used other drugs such as (Tick all that apply)	discrete	numeric-12.0	2	2182	-
95	hq_othdr..	Please specify more details on the kind of other drugs you have used?	discrete	character-5	2	0	-

File AHRI.DREAMS.NestedCohort.IndividualConsent_Age13-17.2018.v1

#	Name	Label	Type	Format	Valid	Invalid	Question
1	project_id	REDCap Project Identifier	discrete	numeric-12.0	2184	0	-
2	event_id	REDCap Event Identifier	discrete	numeric-12.0	2184	0	-
3	cohort	Cohort Description	discrete	character-13	2184	0	-
4	round	Round Description	discrete	character-18	2184	0	-
5	IIntId	Individual ID	continuous	numeric-12.0	2184	0	-
6	ic_indiv..	Was the participant's age verified	discrete	numeric-12.0	939	1245	-
7	ic_indiv..	By which method was the participant's age verified	discrete	numeric-12.0	929	1255	-
8	ic_indiv..	By which method was the participant's age verified	discrete	character-56	21	0	-
9	ic_indiv..	Who has given permission on behalf of the participant to participate in this stu	discrete	numeric-12.0	926	1258	-
10	ic_indiv..	Please specify in detail the person's personal information	discrete	character-14	6	0	-
11	ic_indiv..	Staff Member's Name	discrete	character-20	943	0	-
12	ic_indiv..	Did you get enough information about this study?	discrete	numeric-12.0	945	1239	-
13	ic_indiv..	Have you been given the opportunity to ask questions about research and your que	discrete	numeric-12.0	946	1238	-
14	ic_indiv..	Do you agree to participate in this study?	discrete	numeric-12.0	946	1238	-
15	ic_indiv..	Do you agree to have a your DBS used for HSV	discrete	numeric-12.0	911	1273	-
16	ic_indiv..	Do you agree to having a dry blood spot taken for anonymous HIV testing?	discrete	numeric-12.0	914	1270	-
17	ic_indiv..	Have you ever donated blood on this year for a home	discrete	numeric-12.0	18	2166	-
18	ic_indiv..	Do you agree to having a dry blood spot taken for anonymous HSV2 testing?	discrete	numeric-12.0	6	2178	-
19	ic_indiv..	Do you agree to having a dry blood spot taken for anonymous HIV testing?	discrete	numeric-12.0	7	2177	-

File AHRLDREAMS.NestedCohort.IndividualConsent_Age13-17.2018.v1

#	Name	Label	Type	Format	Valid	Invalid	Question
20	ic_indiv_..	Do you agree that your sample is stored?	discrete	numeric-12.0	901	1283	-
21	ic_indiv_..	Do you agree that the blood samples of you will be tested in the future, (like o	discrete	numeric-12.0	934	1250	-
22	ic_indiv_..	Do you agree that you are willing to be contacted by phone to schedule time for	discrete	numeric-12.0	925	1259	-

File AHRLDREAMS.NestedCohort.IndividualConsent_Age18-22.2018.v1

#	Name	Label	Type	Format	Valid	Invalid	Question
1	project_id	REDCap Project Identifier	discrete	numeric-12.0	2184	0	-
2	event_id	REDCap Event Identifier	discrete	numeric-12.0	2184	0	-
3	cohort	Cohort Description	discrete	character-13	2184	0	-
4	round	Round Description	discrete	character-18	2184	0	-
5	IntId	Individual ID	continuous	numeric-12.0	2184	0	-
6	ic_indiv_..	Did you get enough information about this study?	discrete	numeric-12.0	906	1278	-
7	ic_indiv_..	Have you been given the opportunity to ask questions about research and your que	discrete	numeric-12.0	907	1277	-
8	ic_indiv_..	Do you agree to participate in this study?	discrete	numeric-12.0	907	1277	-
9	ic_indiv_..	Do you agree to have a your DBS used for HSV	discrete	numeric-12.0	907	1277	-
10	ic_indiv_..	Do you agree to having a dry blood spot taken for anonymous HIV testing?	discrete	numeric-12.0	906	1278	-
11	ic_indiv_..	Have you ever donated blood on this year for a home	discrete	numeric-12.0	37	2147	-
12	ic_indiv_..	Do you agree to having a dry blood spot taken for anonymous HSV2 testing?	discrete	numeric-12.0	24	2160	-
13	ic_indiv_..	Do you agree to having a dry blood spot taken for anonymous HIV testing?	discrete	numeric-12.0	24	2160	-
14	ic_indiv_..	Do you agree that your sample is stored?	discrete	numeric-12.0	869	1315	-
15	ic_indiv_..	Do you agree that the blood samples of you will be tested in the future, (like o	discrete	numeric-12.0	905	1279	-
16	ic_indiv_..	Do you agree that you are willing to be contacted by phone to schedule time for	discrete	numeric-12.0	906	1278	-
17	ic_indiv_..	Calculated	discrete	numeric-12.0	2184	0	-

File AHRLDREAMS.NestedCohort.MeasureMediateVars.2018.v1

#	Name	Label	Type	Format	Valid	Invalid	Question
---	------	-------	------	--------	-------	---------	----------

File AHRI.DREAMS.NestedCohort.MeasureMediateVars.2018.v1							
#	Name	Label	Type	Format	Valid	Invalid	Question
1	project_id	REDCap Project Identifier	discrete	numeric-12.0	2184	0	-
2	event_id	REDCap Event Identifier	discrete	numeric-12.0	2184	0	-
3	cohort	Cohort Description	discrete	character-13	2184	0	-
4	round	Round Description	discrete	character-18	2184	0	-
5	IIntId	Individual ID	continuous	numeric-12.0	2184	0	-
6	mv_borrm..	Is there is a female in your community from whom you can borrow money in an emer	discrete	numeric-12.0	1852	332	-
7	mv_privm..	Do you have a safe and private place to meet with girls and young women who are	discrete	numeric-12.0	1852	332	-
8	mv_privm..	If yes, do you meet regularly in such place on a regular basis?	discrete	numeric-12.0	460	1724	-
9	mv_trust..	Do you have at least one trusted female friend?	discrete	numeric-12.0	1852	332	-
10	mv_knowg..	Do you know a woman in your community, other than a mother or guardian, whom you	discrete	numeric-12.0	1852	332	-
11	mv_borrm..	For Males: Is there is a male in your community from whom you can borrow money i	discrete	numeric-12.0	1	2183	-
12	mv_privm..	Do you have a safe and private place to meet with boys and young men who are lik	discrete	numeric-12.0	1	2183	-
13	mv_privm..	If yes, do you meet regularly in such place on a regular basis?	discrete	numeric-12.0	1	2183	-
14	mv_knowg..	Do who know a man in your community, other than a father or guardian, whom you c	discrete	numeric-12.0	1	2183	-
15	mv_trust..	Do you have at least one trusted male friend?	discrete	numeric-12.0	1	2183	-
16	mv_numbe..	How many people of your age or a similar age do you consider close friends? (By	continuous	numeric-12.0	1853	331	-
17	mv_close..	How many females of your age or a similar age do you consider close friends? (By	discrete	numeric-12.0	1648	536	-
18	mv_close..	How many of these friends are male?	discrete	numeric-12.0	1648	536	-
19	mv_no_fr..	If close fiends = 0, is there anyone in your community that you can turn to for	discrete	numeric-12.0	0	2184	-
20	mv_no_fr..	if yes, who is the person you would turn to first for such advice and help?	discrete	numeric-12.0	0	2184	-

File AHRI.DREAMS.NestedCohort.MeasureMediateVars.2018.v1							
#	Name	Label	Type	Format	Valid	Invalid	Question
21	mv_other..	Apart from your close friends is there anyone in your community that you can tur	discrete	numeric-12.0	0	2184	-
22	mv_first..	if yes, who is the person you would turn to first for such advice and help?	discrete	numeric-12.0	0	2184	-
23	mv_first..	Please specify details on other person	discrete	character-1	0	0	-
24	mv_conf..	There is someone in your community you could confide in about violence in the ho	discrete	numeric-12.0	1853	331	-
25	mv_have..	Do you have a 'functional' [tried and tested to work] plan for what to do in a c	discrete	numeric-12.0	1853	331	-
26	mv_have..	Do you have a safe place to stay if you have a problem or emergency?	discrete	numeric-12.0	1853	331	-
27	mv_know..	I know where the risky areas in my community are	discrete	numeric-12.0	1853	331	-
28	mv_can_a..	I can avoid risky areas in my community	discrete	numeric-12.0	1852	332	-
29	mv_mob_m..	In the past year, have you moved away from home, either temporarily with the int	discrete	numeric-12.0	0	2184	-
30	mv_mob_l..	What was the name of the last place that you visited?	discrete	character-1	0	0	-
31	mv_mob_t..	How long did you spend in[name]?	discrete	numeric-12.0	0	2184	-
32	mv_mob_l..	Was this your longest trip in the last year?	discrete	numeric-12.0	0	2184	-
33	mv_mob_r..	What were the reasons for traveling to [name]?	discrete	numeric-12.0	0	2184	-
34	mv_mob_r..	Please specify the other reason for traveling to [name]	discrete	character-1	0	0	-
35	mv_mob_l..	If yes, with whom were you living with during this time?	discrete	numeric-12.0	0	2184	-
36	mv_mob_l..	Please specify the other person whom you stayed with	discrete	character-1	0	0	-
37	mv_mob_u..	Did you use medical services in [name]?	discrete	numeric-12.0	0	2184	-
38	mv_mob_l..	What is the longest duration that you have been away?	discrete	character-1	0	0	-
39	mv_mob_l..	For the longest trips: Where did you go?	discrete	character-1	0	0	-
40	mv_mob_l..	For the longest trips: Was it?	discrete	numeric-12.0	0	2184	-
41	mv_mob_l..	Please specify the other details of where it was	discrete	character-1	0	0	-

File AHRI.DREAMS.NestedCohort.MeasureMediateVars.2018.v1							
#	Name	Label	Type	Format	Valid	Invalid	Question
42	mv_mob_r..	What were the reasons for traveling to [name]?	discrete	numeric-12.0	0	2184	-
43	mv_mob_r..	Please specify the other reason for traveling to [name]	discrete	character-1	0	0	-
44	mv_mob_l..	With whom were you living with during this time?	discrete	numeric-12.0	0	2184	-
45	mv_mob_l..	Please specify the other person whom you stayed with	discrete	character-1	0	0	-
46	mv_mob_u..	Did you use medical services in [name]?	discrete	numeric-12.0	0	2184	-
47	mv_mob_n..	How many times have you travelled in the last year?	discrete	numeric-12.0	0	2184	-
48	mv_goals01	Finishing secondary school	discrete	numeric-12.0	1851	333	-
49	mv_goals02	Going to college/university	discrete	numeric-12.0	1851	333	-
50	mv_goals03	Owning your own home	discrete	numeric-12.0	1851	333	-
51	mv_goals04	Helping to take care of your parents or family when you are older	discrete	numeric-12.0	1853	331	-
52	mv_goals05	Being admired and respected by your friends	discrete	numeric-12.0	1853	331	-
53	mv_goals06	Having a good job/stable income	discrete	numeric-12.0	1850	334	-
54	mv_goals07	Having children	discrete	numeric-12.0	1851	333	-
55	mv_goals08	Getting married or finding a partner	discrete	numeric-12.0	1850	334	-
56	mv_chanc..	You will finish primary school?	discrete	numeric-12.0	1853	331	-
57	mv_chanc..	You will join secondary school?	discrete	numeric-12.0	1853	331	-
58	mv_chanc..	You will finish secondary school?	discrete	numeric-12.0	1853	331	-
59	mv_chanc..	You will go to university?	discrete	numeric-12.0	1853	331	-
60	mv_chanc..	You will have a job that pays well?	discrete	numeric-12.0	1853	331	-
61	mv_chanc..	You will be able to own your own home?	discrete	numeric-12.0	1853	331	-
62	mv_chanc..	You will have a job that you enjoy doing?	discrete	numeric-12.0	1853	331	-
63	mv_chanc..	You will have a happy family life?	discrete	numeric-12.0	1853	331	-
64	mv_chanc..	You will stay in good health most of the time?	discrete	numeric-12.0	1853	331	-
65	mv_chanc..	You will not get HIV/AIDS?	discrete	numeric-12.0	1853	331	-
66	mv_chanc..	You will live in a safe neighbourhood	discrete	numeric-12.0	1853	331	-
67	mv_chanc..	You will be respected in your community	discrete	numeric-12.0	1853	331	-

File AHRI.DREAMS.NestedCohort.MeasureMediateVars.2018.v1							
#	Name	Label	Type	Format	Valid	Invalid	Question
68	mv_ment_..	Did you have times in which you were thinking deeply or thinking about many thin	discrete	numeric-12.0	1853	331	-
69	mv_ment_..	Did you find yourself sometimes failing to concentrate?	discrete	numeric-12.0	1853	331	-
70	mv_ment_..	Did you lose your temper or get annoyed over trivial matters?	discrete	numeric-12.0	1853	331	-
71	mv_ment_..	Did you have nightmares or bad dreams?	discrete	numeric-12.0	1853	331	-
72	mv_ment_..	Did you sometimes see or hear things which others could not see or hear?	discrete	numeric-12.0	1853	331	-
73	mv_ment_..	Was your stomach aching?	discrete	numeric-12.0	1853	331	-
74	mv_ment_..	Were you frightened by trivial things?	discrete	numeric-12.0	1853	331	-
75	mv_ment_..	Did you sometimes fail to sleep or lose sleep?	discrete	numeric-12.0	1853	331	-
76	mv_ment_..	Were there moments when you felt life was so tough that you cried or wanted to c	discrete	numeric-12.0	1852	332	-
77	mv_ment_..	Did you feel run down (tired)?	discrete	numeric-12.0	1853	331	-
78	mv_ment_..	Did you at times feel like committing suicide?	discrete	numeric-12.0	1853	331	-
79	mv_ment_..	Were you generally unhappy with things you were doing each day?	discrete	numeric-12.0	1853	331	-
80	mv_ment_..	Was your work/school lagging behind?	discrete	numeric-12.0	1853	331	-
81	mv_ment_..	Did you feel you had problems in deciding what to do?	discrete	numeric-12.0	1853	331	-
82	mv_gsesc_..	I can always solve difficult problems if I try hard enough	discrete	numeric-12.0	1853	331	-
83	mv_gsesc_..	If someone is against me (opposes me), I can find the means and ways to get what	discrete	numeric-12.0	1853	331	-
84	mv_gsesc_..	It is easy for me to stick to my aims and accomplish my goals	discrete	numeric-12.0	1853	331	-
85	mv_gsesc_..	I am confident that I could handle unexpected events well	discrete	numeric-12.0	1853	331	-
86	mv_gsesc_..	Thanks to my resourcefulness, I know how to manage unexpected (unforeseen) situa	discrete	numeric-12.0	1853	331	-
87	mv_gsesc_..	I can solve most problems if I make the necessary effort	discrete	numeric-12.0	1853	331	-

File AHRI.DREAMS.NestedCohort.MeasureMediateVars.2018.v1

#	Name	Label	Type	Format	Valid	Invalid	Question
88	mv_gseasc..	I can remain calm when facing difficulties because I can rely on my own coping a	discrete	numeric-12.0	1853	331	-
89	mv_gseasc..	When I am faced with a problem, I can usually find several solutions	discrete	numeric-12.0	1853	331	-
90	mv_gseasc..	If I am in trouble, I can usually think of a solution	discrete	numeric-12.0	1853	331	-
91	mv_gseasc..	I can usually handle whatever comes my way	discrete	numeric-12.0	1853	331	-
92	mv_conmu..	I am able to use a condom every time I have sexual intercourse	discrete	numeric-12.0	1853	331	-
93	mv_conmu..	I am able to ask my partner to use a condom every time we have sexual intercourses	discrete	numeric-12.0	1853	331	-
94	mv_conmu..	I am able to use a condom during sex after I have been drinking or taking drugs	discrete	numeric-12.0	1853	331	-
95	mv_conmu..	I am able to refuse sex if [my partner / the man] will not use a condom	discrete	numeric-12.0	1853	331	-
96	mv_sexne..	I am able to avoid sex any time I don't want to	discrete	numeric-12.0	1853	331	-
97	mv_healt..	I feel confident that I could visit a health facility or testing center to get a	discrete	numeric-12.0	1853	331	-
98	mv_healt..	I am confident that I could access ARVs if needed them	discrete	numeric-12.0	1853	331	-
99	mv_healt..	I am confident that I would be able to go to a health clinic for any reason, if	discrete	numeric-12.0	1853	331	-

File AHRI.DREAMS.NestedCohort.OtherRiskBehaviour.2018.v1

#	Name	Label	Type	Format	Valid	Invalid	Question
1	project_id	REDCap Project Identifier	discrete	numeric-12.0	2184	0	-
2	event_id	REDCap Event Identifier	discrete	numeric-12.0	2184	0	-
3	cohort	Cohort Description	discrete	character-13	2184	0	-
4	round	Round Description	discrete	character-18	2184	0	-
5	IintId	Individual ID	continuous	numeric-12.0	2184	0	-
6	or_troub..	Have you ever been in trouble with the police?	discrete	numeric-12.0	110	2074	-
7	or_type...	If yes, what kind of trouble?	discrete	numeric-12.0	0	2184	-
8	or_type...	Please specify what other type of trouble	discrete	character-4	1	0	-
9	or_part..	Some Other young men belong to gangs for security reasons, for identity reasons	discrete	numeric-12.0	110	2074	-

File AHRLDREAMS.NestedCohort.OtherRiskBehaviour.2018.v1

#	Name	Label	Type	Format	Valid	Invalid	Question
10	or_assis_..	Did the participant respond to the question on the tablet or was the participant	discrete	numeric-12.0	110	2074	-

File AHRLDREAMS.NestedCohort.ParentGuardianConsent.2018.v1

#	Name	Label	Type	Format	Valid	Invalid	Question
1	project_id	REDCap Project Identifier	discrete	numeric-12.0	2184	0	-
2	event_id	REDCap Event Identifier	discrete	numeric-12.0	2184	0	-
3	cohort	Cohort Description	discrete	character-13	2184	0	-
4	round	Round Description	discrete	character-18	2184	0	-
5	IntId	Individual ID	continuous	numeric-12.0	2184	0	-
6	ic_indiv_..	Was the participant's age verified	discrete	numeric-12.0	939	1245	-
7	ic_indiv_..	By which method was the participant's age verified	discrete	numeric-12.0	926	1258	-
8	ic_indiv_..	By which method was the participant's age verified	discrete	character-73	22	0	-
9	ic_indiv_..	Who has given permission on behalf of the participant to participate in this stu	discrete	numeric-12.0	925	1259	-
10	ic_indiv_..	Please specify in detail the person's personal information	discrete	character-6	5	0	-
11	ic_indiv_..	Please specify the Date of Birth of your child / child you care for	discrete	character-11	939	-	-
12	ic_indiv_..	Please specify the Partial Date of Birth of your child / child you care for	discrete	character-11	47	0	-
13	ic_indiv_..	Did you get enough information about this study?	discrete	numeric-12.0	944	1240	-
14	ic_indiv_..	Have you been given the opportunity to ask questions about research and your que	discrete	numeric-12.0	945	1239	-
15	ic_indiv_..	Do you agree that your child to participante in this study?	discrete	numeric-12.0	946	1238	-
16	ic_indiv_..	Do you agree to have a your DBS used for HSV	discrete	numeric-12.0	946	1238	-
17	ic_indiv_..	Do you agree to having a dry blood spot taken for anonymous HIV testing?	discrete	numeric-12.0	945	1239	-
18	ic_indiv_..	Has your baby ever donated blood on this year for a home	discrete	numeric-12.0	35	2149	-
19	ic_indiv_..	Do you agree to having a dry blood spot taken for anonymous HSV2 testing?	discrete	numeric-12.0	24	2160	-
20	ic_indiv_..	Do you agree to having a dry blood spot taken for anonymous HIV testing?	discrete	numeric-12.0	24	2160	-

File AHRI.DREAMS.NestedCohort.ParentGuardianConsent.2018.v1

#	Name	Label	Type	Format	Valid	Invalid	Question
21	ic_indiv_..	Do you agree that your child's / child's sampling sample is stored?	discrete	numeric-12.0	917	1267	-
22	ic_indiv_..	Do you agree that the blood samples of your child / baby will be tested in the	discrete	numeric-12.0	946	1238	-
23	ic_indiv_..	Do you agree that you are willing to be contacted by phone to schedule time for	discrete	numeric-12.0	938	1246	-

File AHRI.DREAMS.NestedCohort.PersonalInformation.2018.v1

#	Name	Label	Type	Format	Valid	Invalid	Question
1	project_id	REDCap Project Identifier	discrete	numeric-12.0	2184	0	-
2	event_id	REDCap Event Identifier	discrete	numeric-12.0	2184	0	-
3	cohort	Cohort Description	discrete	character-13	2184	0	-
4	round	Round Description	discrete	character-18	2184	0	-
5	IIntId	Individual ID	continuous	numeric-12.0	2184	0	-
6	BSIntId	BSID	continuous	numeric-12.0	2180	4	-
7	urban_or_..	Is BSID location categorised as urban or rural?	discrete	character-49	2150	0	-
8	HHIntId	HHID	continuous	numeric-12.0	2150	34	-
9	isigodi	Isigodi Name	discrete	character-22	2150	0	-
10	municname	Municipality Name	discrete	character-11	2150	0	-
11	wardno	Ward Number	discrete	numeric-12.0	2150	34	-
12	pd_dob	Date Of Birth	discrete	character-11	2184	-	-
13	pd_age	Age	discrete	numeric-12.0	1853	331	-
14	pd_sex	Sex	discrete	numeric-12.0	2184	0	-

File AHRI.DREAMS.NestedCohort.SexualRelatInterviewer.2018.v1

#	Name	Label	Type	Format	Valid	Invalid	Question
1	project_id	REDCap Project Identifier	discrete	numeric-12.0	2184	0	-
2	event_id	REDCap Event Identifier	discrete	numeric-12.0	2184	0	-
3	cohort	Cohort Description	discrete	character-13	2184	0	-
4	round	Round Description	discrete	character-18	2184	0	-
5	IIntId	Individual ID	continuous	numeric-12.0	2184	0	-
6	sr_curre_..	Are you married?	discrete	numeric-12.0	1853	331	-
7	sr_prev_..	Are you married? - from Baseline	discrete	numeric-12.0	0	2184	-
8	sr_curre_..	Are you living with your partner as if you are married (Cohabiting)?	discrete	numeric-12.0	1853	331	-
9	sr_everm_..	Have you ever been married?	discrete	numeric-12.0	1851	333	-

File AHRI.DREAMS.NestedCohort.SexualRelatInterviewer.2018.v1

#	Name	Label	Type	Format	Valid	Invalid	Question
10	sr_marri_..	Please specify what type of marriage it is/was?	discrete	numeric-12.0	0	2184	-
11	sr_marri_..	Please specify details on the other type of marriage	discrete	character-1	0	0	-
12	sr_new_m_..	When you got married, did you move home	discrete	numeric-12.0	0	2184	-
13	sr_live_..	Are you living with your husband?	discrete	numeric-12.0	0	2184	-
14	sr_share_..	Are you willing to share how old were you when you first got married (if you do	discrete	numeric-12.0	0	2184	-
15	sr_age_f_..	How old were you when you first got married (if you do not know, please make you	discrete	numeric-12.0	0	2184	-
16	sr_share_..	Are you willing to share how old your husband is (if you do not know, please mak	discrete	numeric-12.0	0	2184	-
17	sr_age_p_..	How old is your husband/ wife (if you do not know, please make your best guess)?	discrete	numeric-12.0	0	2184	-
18	sr_fathe_..	Have you ever fathered any children?	discrete	numeric-12.0	1	2183	-
19	sr_share_..	Are you willing to share how old were you the first time you made someone pregna	discrete	numeric-12.0	0	2184	-
20	sr_agefa_..	How old were you when you first made someone pregnant?	discrete	numeric-12.0	0	2184	-
21	sr_share_..	Are you willing to share the number of children you have you fathered?	discrete	numeric-12.0	0	2184	-
22	sr_numch_..	How many children have you fathered (please include those who have died)?	discrete	numeric-12.0	0	2184	-
23	sr_child_..	How many of these children are still alive?	discrete	numeric-12.0	0	2184	-
24	sr_curcu_..	Have you ever been circumcised where your frenulum was cut?	discrete	numeric-12.0	1	2183	-
25	sr_circu_..	Have you ever been circumcised where your whole foreskin was removed?	discrete	numeric-12.0	1	2183	-
26	sr_circu_..	When were you circumcised (if you do not know, please make your best guess)?	discrete	numeric-12.0	0	2184	-
27	sr_circu_..	Where were you circumcised?	discrete	numeric-12.0	0	2184	-
28	sr_circu_..	Please specify more details on where you were circumcised:	discrete	character-1	0	0	-
29	sr_curtp_..	Are you currently pregnant?	discrete	numeric-12.0	1852	332	-

File AHRI.DREAMS.NestedCohort.SexualRelatInterviewer.2018.v1

#	Name	Label	Type	Format	Valid	Invalid	Question
30	sr_everp..	Have you ever been pregnant?	discrete	numeric-12.0	1852	332	-
31	sr_pregn..	Have you been pregnant in the last 12 months?	discrete	numeric-12.0	528	1656	-
32	sr_share..	Are you willing to share how old were you the first time you got pregnant?	discrete	numeric-12.0	529	1655	-
33	sr_agepr..	How old were you the first time you got pregnant? [age in years]	continuous	numeric-10.0	498	1686	-
34	sr_times..	How many times have you been pregnant? (including pregnancies that did not go to	discrete	numeric-12.0	477	1707	-
35	sr_times..	How many times have you given birth? (include both live births and stillbirths.	continuous	numeric-12.0	477	1707	-
36	sr_child..	How many of these children are still alive?	discrete	numeric-12.0	477	1707	-
37	sr_anoth..	FOR NON PREGNANT / UNSURE / NEVER PREGNANT BEFORE, ASK Would you like to have (a	discrete	numeric-12.0	1785	399	-
38	sr_waitb..	If Yes, How long would you like to wait from now before the birth of (a/another)	discrete	numeric-12.0	772	1412	-
39	sr_aftbr..	FOR CURRENTLY PREGNANT ASK After the birth of this child you are expecting would	discrete	numeric-12.0	67	2117	-
40	sr_waitb..	If yes, After the birth of the child you are expecting now, how long would you l	discrete	numeric-12.0	19	2165	-
41	sr_nomor..	What are the reasons why you would not like to have (a/another) child?	discrete	numeric-12.0	129	2055	-
42	sr_nomor..	What are the reasons why you would not like to have (a/another) child?	discrete	numeric-12.0	69	2115	-
43	sr_nomor..	What are the reasons why you would not like to have (a/another) child?	discrete	numeric-12.0	2	2182	-
44	sr_nomor..	What are the reasons why you would not like to have (a/another) child?	discrete	numeric-12.0	77	2107	-
45	sr_nomor..	What are the reasons why you would not like to have (a/another) child?	discrete	numeric-12.0	757	1427	-
46	sr_nomor..	What are the reasons why you would not like to have (a/another) child?	discrete	numeric-12.0	5	2179	-
47	sr_nomor..	What are the reasons why you would not like to have (a/another) child?	discrete	numeric-12.0	44	2140	-

File AHRI.DREAMS.NestedCohort.SexualRelatInterviewer.2018.v1							
#	Name	Label	Type	Format	Valid	Invalid	Question
48	sr_partn ..	Does your partner want to have a/another child with you?	discrete	numeric-12.0	1040	1144	-
49	sr_partn ..	Does your (husband/partner) want the same number of children that you want, or d	discrete	numeric-12.0	63	2121	-
50	sr_areus ..	Are you currently using any contraceptive methods to prevent pregnancy?	discrete	numeric-12.0	1784	400	-
51	sr_notus ..	If no, What is the main reason why you are not using a method of contraception	discrete	numeric-12.0	1260	924	-
52	sr_notus ..	Other reason not using any method of contraception, please specify:	discrete	character-188	39	-	-
53	sr_currm ..	Which methods are you currently using?	discrete	numeric-12.0	220	1964	-
54	sr_currm ..	Which methods are you currently using?	discrete	numeric-12.0	14	2170	-
55	sr_currm ..	Which methods are you currently using?	discrete	numeric-12.0	6	2178	-
56	sr_currm ..	Which methods are you currently using?	discrete	numeric-12.0	255	1929	-
57	sr_currm ..	Which methods are you currently using?	discrete	numeric-12.0	35	2149	-
58	sr_currm ..	Which methods are you currently using?	discrete	numeric-12.0	18	2166	-
59	sr_currm ..	Which methods are you currently using?	discrete	character-1	1	0	-
60	sr_currm ..	Which methods are you currently using?	discrete	numeric-12.0	2	2182	-
61	sr_currm ..	Which methods are you currently using?	discrete	numeric-12.0	6	2178	-
62	sr_currm ..	Other method, please specify:	discrete	character-18	6	0	-
63	sr_whatm ..	In the past 12 months, have you used any method to avoid getting pregnant?	discrete	numeric-12.0	1852	332	-
64	sr_meth ..	Which methods were you using?	discrete	numeric-12.0	176	2008	-
65	sr_meth ..	Which methods were you using?	discrete	numeric-12.0	7	2177	-
66	sr_meth ..	Which methods were you using?	discrete	numeric-12.0	3	2181	-
67	sr_meth ..	Which methods were you using?	discrete	numeric-12.0	207	1977	-
68	sr_meth ..	Which methods were you using?	discrete	numeric-12.0	31	2153	-
69	sr_meth ..	Which methods were you using?	discrete	numeric-12.0	17	2167	-
70	sr_meth ..	Which methods were you using?	discrete	numeric-12.0	1	2183	-

File AHRI.DREAMS.NestedCohort.SexualRelatInterviewer.2018.v1

#	Name	Label	Type	Format	Valid	Invalid	Question
71	sr_meth_..	Which methods were you using?	discrete	numeric-12.0	3	2181	-
72	sr_meth_..	Other method, please specify:	discrete	character-18	3	0	-
73	sr_hivkn_..	Can the risk of HIV transmission be reduced by having sex with only one uninfected	discrete	numeric-12.0	1853	331	-
74	sr_hivkn_..	Can a person reduce the risk of getting HIV by using a condom every time they ha	discrete	numeric-12.0	1853	331	-
75	sr_hivkn_..	Can a healthy-looking person have HIV?	discrete	numeric-12.0	1853	331	-
76	sr_hivkn_..	Can a person get HIV from mosquito bites?	discrete	numeric-12.0	1853	331	-
77	sr_hivkn_..	Can a person get HIV by sharing food with someone who is infected?	discrete	numeric-12.0	1853	331	-

File AHRI.DREAMS.NestedCohort.SexualRelatSelfFilled.2018.v1

#	Name	Label	Type	Format	Valid	Invalid	Question
1	project_id	REDCap Project Identifier	discrete	numeric-12.0	2184	0	-
2	event_id	REDCap Event Identifier	discrete	numeric-12.0	2184	0	-
3	cohort	Cohort Description	discrete	character-13	2184	0	-
4	round	Round Description	discrete	character-18	2184	0	-
5	IntId	Individual ID	continuous	numeric-12.0	2184	0	-
6	srs_ever_..	Have you ever had sex?	discrete	numeric-12.0	2045	139	-
7	srs_shar_..	Are you willing to share how old were you the first time you had sex, even if it	discrete	numeric-12.0	883	1301	-
8	srs_agef_..	If you ever had sex (even if it was not your choice) how old were you the first	continuous	numeric-10.0	589	1595	-
9	srs_firs_..	What was/were the reason(s) you had sex the first time? [Circle all the relevan	discrete	numeric-12.0	589	1595	-
10	srs_firs_..	What was/were the reason(s) you had sex the first time? [Circle all the relevan	discrete	numeric-12.0	30	2154	-
11	srs_firs_..	What was/were the reason(s) you had sex the first time? [Circle all the relevan	discrete	numeric-12.0	4	2180	-
12	srs_firs_..	What was/were the reason(s) you had sex the first time? [Circle all the relevan	discrete	numeric-12.0	5	2179	-
13	srs_firs_..	What was/were the reason(s) you had sex the first time? [Circle all the relevan	discrete	numeric-12.0	16	2168	-
14	srs_firs_..	What was/were the reason(s) you had sex the first time? [Circle all the relevan	discrete	numeric-12.0	218	1966	-

File AHRI.DREAMS.NestedCohort.SexualRelatSelfFilled.2018.v1							
#	Name	Label	Type	Format	Valid	Invalid	Question
15	srs_firs_..	What was/were the reason(s) you had sex the first time? [Circle all the relevan	discrete	numeric-12.0	21	2163	-
16	srs_firs_..	What was/were the reason(s) you had sex the first time? [Circle all the relevan	discrete	numeric-12.0	113	2071	-
17	srs_firs_..	What was/were the reason(s) you had sex the first time? [Circle all the relevan	discrete	numeric-12.0	39	2145	-
18	srs_firs_..	What was/were the reason(s) you had sex the first time? [Circle all the relevan	discrete	numeric-12.0	14	2170	-
19	srs_firs_..	What was/were the reason(s) you had sex the first time? [Circle all the relevan	discrete	numeric-12.0	6	2178	-
20	srs_firs_..	What was/were the reason(s) you had sex the first time? [Circle all the relevan	discrete	numeric-12.0	4	2180	-
21	srs_firs_..	What was/were the reason(s) you had sex the first time? [Circle all the relevan	discrete	numeric-12.0	2	2182	-
22	srs_firs_..	What was/were the reason(s) you had sex the first time? [Circle all the relevan	discrete	numeric-12.0	24	2160	-
23	srs_firs_..	What was/were the reason(s) you had sex the first time? [Circle all the relevan	discrete	character-48	19	0	-
24	srs_firs_..	When you had sex for the first time, even if it was not your choice, with whom d	discrete	numeric-12.0	938	1246	-
25	srs_firs_..	The first time you had sex, were you given gifts or money by your sexual partner	discrete	numeric-12.0	761	1423	-
26	srs_firs_..	The first time you had sex, did you give gifts or money to your sexual partner?	discrete	numeric-12.0	1	2183	-
27	srs_firs_..	When you first had sex, what did you or your partner do to protect you against p	discrete	numeric-12.0	944	1240	-
28	srs_firs_..	When you first had sex, did you or your partner do anything to protect you again	discrete	numeric-12.0	949	1235	-
29	srs_firs_..	Please specify other method of protection against HIV	discrete	character-23	4	0	-
30	srs_firs_..	Did you know the HIV status of your first partner at the time when you first had	discrete	numeric-12.0	841	1343	-
31	srs_firs_..	What was the HIV status of your first partner at the time when you first had sex	discrete	numeric-12.0	510	1674	-
32	srs_firs_..	Did you know if your first partner was taking ART at the time when you first had	discrete	numeric-12.0	11	2173	-

File AHRI.DREAMS.NestedCohort.SexualRelatSelfFilled.2018.v1							
#	Name	Label	Type	Format	Valid	Invalid	Question
33	srs_shar ..	Are you willing to share how old was the person you first had sex with, even if	discrete	numeric-12.0	864	1320	-
34	srs_part ..	How old was the person you first had sex with, even if it was forced or not your	continuous	numeric-10.0	403	1781	-
35	srs_firs ..	Was this person:	discrete	numeric-12.0	126	2058	-
36	srs_firs ..	How many years younger/older?	discrete	numeric-12.0	79	2105	-
37	srs_shar ..	Are you willing to share how old you were when you first had sex with your secon	discrete	numeric-12.0	876	1308	-
38	srs_ages ..	How old were you the first time you had sex with your second sexual partner? If	continuous	numeric-10.0	321	1863	-
39	srs_shar ..	Are you willing to share the number of different people have you had sex with in	discrete	numeric-12.0	766	1418	-
40	srs_life ..	How many different people have you had sex with in your lifetime (including your	continuous	numeric-12.0	231	1953	-
41	srs_shar ..	Are you willing to share the number of different people have you had sex with in	discrete	numeric-12.0	763	1421	-
42	srs_12mt ..	How many people have you had sex with in the past 12 months (including your husb	discrete	numeric-12.0	181	2003	-
43	sr_12mth ..	Of the number of partners you had in the last 12 months, how many of these partn	discrete	numeric-12.0	151	2033	-
44	srs_shar ..	Sometimes people have more than one sexual relationship at the same time.	discrete	numeric-12.0	764	1420	-
45	srs_nums ..	How many sexual relationships are you in at the moment (if you do not know, plea	discrete	numeric-12.0	201	1983	-
46	srs_tran ..	In the past 12 months, have you ever had sex with anyone (for a short period of	discrete	numeric-12.0	765	1419	-
47	srs_shar ..	Are you willing to share with how many different people have you become sexually	discrete	numeric-12.0	766	1418	-
48	srs_tran ..	In the past 12 months how many different people have you become sexually involve	discrete	numeric-10.0	81	2103	-
49	srs_sexw ..	Some people have sex with other people for a living; would you consider yourself	discrete	numeric-12.0	765	1419	-
50	srs_usec ..	Have you used a condom during sex in the past 3 months?	discrete	numeric-12.0	766	1418	-

File AHRI.DREAMS.NestedCohort.SexualRelatSelfFilled.2018.v1							
#	Name	Label	Type	Format	Valid	Invalid	Question
51	srs_usecd..	Did you use a condom the LAST time you had sex (whether it was forced or agreed)	discrete	numeric-12.0	766	1418	-
52	srs_concd..	Have you had any sex without a condom in the last month? (condom less sex)	discrete	numeric-12.0	766	1418	-
53	srs_concd..	Have you had any sex without a condom in the last 12 months? (condom less sex)	discrete	numeric-12.0	444	1740	-
54	srs_recdn..	Have you had sex with this person in the past 12 months? Most recent partner	discrete	numeric-12.0	173	2011	-
55	srs_recdn..	When you last had sex with this person, what was your relationship to that perso	discrete	numeric-12.0	139	2045	-
56	srs_recdn..	What is your current relationship status with [name]? Most recent partner	discrete	numeric-12.0	139	2045	-
57	srs_recdn..	What are the main kinds of work/activities [name] does/ has done over the last 12	discrete	numeric-12.0	139	2045	-
58	srs_recdn..	What was the highest level of education of [name]? Most recent partner	discrete	numeric-12.0	139	2045	-
59	srs_recdn..	Are you willing to share long ago did you first have sex with this person? Most	discrete	numeric-12.0	139	2045	-
60	srs_recdn..	How long ago did you first have sex with this person (if you do not know, please	discrete	numeric-12.0	62	2122	-
61	srs_recdn..	Is value in. Most recent partner	discrete	numeric-12.0	62	2122	-
62	srs_recdn..	Are you willing to share when was the last time you had sex with this person? Mo	discrete	numeric-12.0	139	2045	-
63	srs_recdn..	When was the last time you had sex with this person (if you do not know, please	continuous	numeric-12.0	75	2109	-
64	srs_recdn..	Is value in. Most recent partner	discrete	numeric-12.0	75	2109	-
65	srs_recdn..	Are you willing to share the age of this person? Most recent partner	discrete	numeric-12.0	139	2045	-
66	srs_recdn..	How old is this person (if you do not know, please make your best guess)? [in ye	continuous	numeric-12.0	103	2081	-
67	srs_recdn..	Is this person a member of this household? Most recent partner	discrete	numeric-12.0	139	2045	-
68	srs_recdn..	Where does this person normally reside? Most recent partner	discrete	numeric-12.0	139	2045	-

File AHRI.DREAMS.NestedCohort.SexualRelatSelfFilled.2018.v1							
#	Name	Label	Type	Format	Valid	Invalid	Question
69	srs_recn ..	In which Isigodi does this person normally reside? Most recent partner	discrete	numeric-12.0	38	2146	-
70	srs_recn ..	Did you use a condom the last time you had sex with this person? Most recent par	discrete	numeric-12.0	139	2045	-
71	srs_recn ..	If yes, who brought the condom the last time you had sex with [name]? Most recen	discrete	numeric-12.0	74	2110	-
72	srs_recn ..	If no, why did you or [name] NOT use a condom? (last sex) Most recent partner	discrete	numeric-12.0	61	2123	-
73	srs_recn ..	The first time you had sex with [name], did you/your partner use a male or femal	discrete	numeric-12.0	139	2045	-
74	srs_recn ..	If yes, who brought the condom the first time you had sex with [name]? Most rece	discrete	numeric-12.0	76	2108	-
75	srs_recn ..	If no, why did you or [name] NOT use a condom? (first sex) Most recent partner	discrete	numeric-12.0	55	2129	-
76	srs_recn ..	How often have you and [name] used male or female condoms? Most recent partner	discrete	numeric-12.0	139	2045	-
77	srs_recn ..	Did you drink alcohol before the last time you had sex with [name]? Most recent	discrete	numeric-12.0	139	2045	-
78	srs_recn ..	The last time you had sex with [name], did you give or were you given a gift in	discrete	numeric-12.0	139	2045	-
79	srs_recn ..	The last time you had sex with [name], did you give or were you given money in o	discrete	numeric-12.0	139	2045	-
80	srs_recn ..	Are you willing to share the number of times you had sex with this person over t	discrete	numeric-12.0	139	2045	-
81	sc_recnt ..	Over the past four weeks, how many times have you had sex with this person? Most	discrete	numeric-12.0	29	2155	-
82	srs_recn ..	Do you know the HIV status of [name]? Most recent partner	discrete	numeric-12.0	139	2045	-
83	srs_recn ..	What is the HIV status of [name]? Most recent partner	discrete	numeric-12.0	97	2087	-
84	srs_recn ..	How did you find out their HIV status? Most recent partner	discrete	numeric-12.0	97	2087	-
85	srs_recn ..	Please specify details on other way you find out about the person's HIV status?	discrete	character-1	0	0	-

File AHRI.DREAMS.NestedCohort.SexualRelatSelfFilled.2018.v1							
#	Name	Label	Type	Format	Valid	Invalid	Question
86	srs_recn ..	Do you know if [name] is taking ART? Most recent partner	discrete	numeric-12.0	7	2177	-
87	srs_recn ..	Does this person know your current HIV status? Most recent partner	discrete	numeric-12.0	139	2045	-
88	srs_recn ..	During your relationship with [name] in the past year, did you take PrEP to prev	discrete	numeric-12.0	139	2045	-
89	srs_recn ..	Why did you decide not to take PrEP? Most recent partner	discrete	numeric-12.0	114	2070	-
90	srs_recn ..	Please specify other reason for not taking PREP. Most recent partner	discrete	character-18	1	0	-
91	srs_recn ..	Over the past 12 months, during your relationships with X do you know or suspect	discrete	numeric-12.0	139	2045	-
92	srs_recn ..	Have you had sex with this person in the past 12 months? Second most recent part	discrete	numeric-12.0	33	2151	-
93	srs_recn ..	When you last had sex with this person, what was your relationship to that perso	discrete	numeric-12.0	14	2170	-
94	srs_recn ..	What is your current relationship status with [name]? Second most recent partne	discrete	numeric-12.0	14	2170	-
95	srs_recn ..	What are the main kinds of work/activities [name] does/has done over the last 12	discrete	numeric-12.0	14	2170	-
96	srs_recn ..	What was the highest level of education of [name]? Second most recent partner	discrete	numeric-12.0	14	2170	-
97	srs_recn ..	Are you willing to share long ago did you first have sex with this person? Secon	discrete	numeric-12.0	14	2170	-
98	srs_recn ..	How long ago did you first have sex with this person (if you do not know, please	discrete	numeric-12.0	3	2181	-
99	srs_recn ..	Is value in. Second most recent partner	discrete	numeric-12.0	3	2181	-
100	srs_recn ..	Are you willing to share when was the last time you had sex with this person? Se	discrete	numeric-12.0	14	2170	-
101	srs_recn ..	When was the last time you had sex with this person (if you do not know, please	continuous	numeric-12.0	4	2180	-
102	srs_recn ..	Is value in. Second most recent partner	discrete	numeric-12.0	4	2180	-
103	srs_recn ..	Are you willing to share the age of this person? Second most recent partner	discrete	numeric-12.0	14	2170	-

File AHRI.DREAMS.NestedCohort.SexualRelatSelfFilled.2018.v1							
#	Name	Label	Type	Format	Valid	Invalid	Question
104	srs_recn ..	How old is this person (if you do not know, please make your best guess)? [in ye	discrete	numeric-12.0	6	2178	-
105	srs_recn ..	Is this person a member of this household? Second most recent partner	discrete	numeric-12.0	14	2170	-
106	srs_recn ..	Where does this person normally reside? Second most recent partner	discrete	numeric-12.0	14	2170	-
107	srs_recn ..	In which Isigodi does this person normally reside? Second most recent partner	discrete	numeric-12.0	2	2182	-
108	srs_recn ..	Did you use a condom the last time you had sex with this person? Second most rec	discrete	numeric-12.0	14	2170	-
109	srs_recn ..	If yes, who brought the condom the last time you had sex with [name]? Second mos	discrete	numeric-12.0	6	2178	-
110	srs_recn ..	If no, why did you or [name] NOT use a condom? (last sex) Second most recent par	discrete	numeric-12.0	8	2176	-
111	srs_recn ..	The first time you had sex with [name], did you/your partner use a male or femal	discrete	numeric-12.0	14	2170	-
112	srs_recn ..	If yes, who brought the condom the first time you had sex with [name]? Second mo	discrete	numeric-12.0	7	2177	-
113	srs_recn ..	If no, why did you or [name] NOT use a condom? (first sex) Second most recent pa	discrete	numeric-12.0	6	2178	-
114	srs_recn ..	How often have you and [name] used male or female condoms? Second most recent pa	discrete	numeric-12.0	14	2170	-
115	srs_recn ..	Did you drink alcohol before the last time you had sex with [name]? Second most	discrete	numeric-12.0	14	2170	-
116	srs_recn ..	The last time you had sex with [name], did you give or were you given a gift in	discrete	numeric-12.0	14	2170	-
117	srs_recn ..	The last time you had sex with [name], did you give or were you given money in o	discrete	numeric-12.0	14	2170	-
118	srs_recn ..	Are you willing to share the number of times you had sex with this person over t	discrete	numeric-12.0	14	2170	-
119	sc_recnt ..	Over the past four weeks, how many times have you had sex with this person? Seco	discrete	numeric-12.0	3	2181	-
120	srs_recn ..	Do you know the HIV status of [name]? Second most recent partner	discrete	numeric-12.0	14	2170	-

File AHRI.DREAMS.NestedCohort.SexualRelatSelfFilled.2018.v1							
#	Name	Label	Type	Format	Valid	Invalid	Question
121	srs_recn ..	What is the HIV status of [name]? Second most recent partner	discrete	numeric-12.0	8	2176	-
122	srs_recn ..	How did you find out their HIV status? Second most recent partner	discrete	numeric-12.0	8	2176	-
123	srs_recn ..	Please specify details on other way you find out about the person's HIV status?	discrete	character-1	0	0	-
124	srs_recn ..	Do you know if [name] is taking ART? Second most recent partner	discrete	numeric-12.0	1	2183	-
125	srs_recn ..	Does this person know your current HIV status? Second most recent partner	discrete	numeric-12.0	14	2170	-
126	srs_recn ..	During your relationship with [name] in the past year, did you take PrEP to prev	discrete	numeric-12.0	14	2170	-
127	srs_recn ..	Why did you decide not to take PrEP? Second most recent partner	discrete	numeric-12.0	9	2175	-
128	srs_recn ..	Please specify other reason for not taking PREP. Second most recent partner	discrete	character-1	0	0	-
129	srs_recn ..	Over the past 12 months, during your relationships with X do you know or suspect	discrete	numeric-12.0	14	2170	-
130	srs_recn ..	Have you had sex with this person in the past 12 months? Third most recent partn	discrete	numeric-12.0	11	2173	-
131	srs_recn ..	When you last had sex with this person, what was your relationship to that perso	discrete	numeric-12.0	2	2182	-
132	srs_recn ..	What is your current relationship status with [name]? Third most recent partner	discrete	numeric-12.0	2	2182	-
133	srs_recn ..	What are the main kinds of work/activities [name] does/has done over the last 12	discrete	numeric-12.0	2	2182	-
134	srs_recn ..	What was the highest level of education of [name]? Third most recent partner	discrete	numeric-12.0	2	2182	-
135	srs_recn ..	Are you willing to share long ago did you first have sex with this person? Third	discrete	numeric-12.0	2	2182	-
136	srs_recn ..	How long ago did you first have sex with this person (if you do not know, please	discrete	numeric-12.0	2	2182	-
137	srs_recn ..	Is value in. Third most recent partner	discrete	numeric-12.0	2	2182	-

File AHRI.DREAMS.NestedCohort.SexualRelatSelfFilled.2018.v1							
#	Name	Label	Type	Format	Valid	Invalid	Question
138	srs_recn_..	Are you willing to share when was the last time you had sex with this person? Th	discrete	numeric-12.0	2	2182	-
139	srs_recn_..	When was the last time you had sex with this person (if you do not know, please	discrete	numeric-12.0	2	2182	-
140	srs_recn_..	Is value in. Third most recent partner	discrete	numeric-12.0	2	2182	-
141	srs_recn_..	Are you willing to share the age of this person? Third most recent partner	discrete	numeric-12.0	2	2182	-
142	srs_recn_..	How old is this person (if you do not know, please make your best guess)? [in ye	discrete	numeric-12.0	1	2183	-
143	srs_recn_..	Is this person a member of this household? Third most recent partner	discrete	numeric-12.0	2	2182	-
144	srs_recn_..	Where does this person normally reside? Third most recent partner	discrete	numeric-12.0	2	2182	-
145	srs_recn_..	In which Isigodi does this person normally reside? Third most recent partner	discrete	numeric-12.0	0	2184	-
146	srs_recn_..	Did you use a condom the last time you had sex with this person? Third most rece	discrete	numeric-12.0	2	2182	-
147	srs_recn_..	If yes, who brought the condom the last time you had sex with [name]? Third most	discrete	numeric-12.0	2	2182	-
148	srs_recn_..	If no, why did you or [name] NOT use a condom? (last sex) Third most recent part	discrete	numeric-12.0	0	2184	-
149	srs_recn_..	The first time you had sex with [name], did you/your partner use a male or femal	discrete	numeric-12.0	2	2182	-
150	srs_recn_..	If yes, who brought the condom the first time you had sex with [name]? Third mos	discrete	numeric-12.0	2	2182	-
151	srs_recn_..	If no, why did you or [name] NOT use a condom? (first sex) Third most recent par	discrete	numeric-12.0	0	2184	-
152	srs_recn_..	How often have you and [name] used male or female condoms? Third most recent par	discrete	numeric-12.0	2	2182	-
153	srs_recn_..	Did you drink alcohol before the last time you had sex with [name]? Third most r	discrete	numeric-12.0	2	2182	-
154	srs_recn_..	The last time you had sex with [name], did you give or were you given a gift in	discrete	numeric-12.0	2	2182	-

File AHRI.DREAMS.NestedCohort.SexualRelatSelfFilled.2018.v1							
#	Name	Label	Type	Format	Valid	Invalid	Question
155	srs_recn ..	The last time you had sex with [name], did you give or were you given money in o	discrete	numeric-12.0	2	2182	-
156	srs_recn ..	Are you willing to share the number of times you had sex with this person over t	discrete	numeric-12.0	2	2182	-
157	sc_recnt ..	Over the past four weeks, how many times have you had sex with this person? Thir	discrete	numeric-12.0	0	2184	-
158	srs_recn ..	In the past 12 months, has this person discussed their HIV status with you?	discrete	numeric-12.0	2	2182	-
159	srs_recn ..	Do you know the HIV status of [name]? Third most recent partner	discrete	numeric-12.0	2	2182	-
160	srs_recn ..	What is the HIV status of [name]? Third most recent partner	discrete	numeric-12.0	1	2183	-
161	srs_recn ..	How did you find out their HIV status? Third most recent partner	discrete	numeric-12.0	0	2184	-
162	srs_recn ..	Please specify details on other way you find out about the person's HIV status?	discrete	character-1	0	0	-
163	srs_recn ..	Do you know if [name]is taking ART? Third most recent partner	discrete	numeric-12.0	1	2183	-
164	srs_recn ..	Does this person know your current HIV status?Third most recent partner	discrete	numeric-12.0	2	2182	-
165	srs_recn ..	During your relationship with [name] in the past year, did you take PrEP to prev	discrete	numeric-12.0	2	2182	-
166	srs_recn ..	Why did you decide not to take PrEP? Third most recent partner	discrete	numeric-12.0	0	2184	-
167	srs_recn ..	Please specify other reason for not taking PREP. Third most recent partner	discrete	character-1	0	0	-
168	srs_recn ..	Over the past 12 months, during your relationships with X do you know or suspect	discrete	numeric-12.0	2	2182	-
169	srs_rece ..	Calculated age difference. Most recent partner	discrete	character-17	103	0	-
170	srs_rece ..	Calculated age difference. Second most recent partner	discrete	character-5	6	0	-
171	srs_rece ..	Calculated age difference. Third most recent partner	discrete	character-5	1	0	-
172	srs_gems01	A woman's most important role is to take care of her home and cook for her famil	discrete	numeric-12.0	1852	332	-

File AHRI.DREAMS.NestedCohort.SexualRelatSelfFilled.2018.v1							
#	Name	Label	Type	Format	Valid	Invalid	Question
173	srs_gems02	Changing nappies/diapers, giving the children a bath, and feeding the children a	discrete	numeric-12.0	1852	332	-
174	srs_gems03	A man should have the final word about decisions in the home	discrete	numeric-12.0	1852	332	-
175	srs_gems04	It is important that a father is present in the lives of his children, even if h	discrete	numeric-12.0	1851	333	-
176	srs_gems05	The husband should decide to buy the major household items	discrete	numeric-12.0	1852	332	-
177	srs_gems06	A woman should obey her husband in all things	discrete	numeric-12.0	1851	333	-
178	srs_gems07	Males and females have an equal right to finish school	discrete	numeric-12.0	1849	335	-
179	srs_gems08	Females should have their own source of income	discrete	numeric-12.0	1851	333	-
180	srs_gems09	It is the man who decides what type of sex to have	discrete	numeric-12.0	1851	333	-
181	srs_gems10	Men need sex more than women do	discrete	numeric-12.0	1850	334	-
182	srs_gems11	You don't talk about sex, you just do it	discrete	numeric-12.0	1851	333	-
183	srs_gems12	Men are always ready to have sex	discrete	numeric-12.0	1851	333	-
184	srs_gems13	A man should know what his partner likes during sex	discrete	numeric-12.0	1851	333	-
185	srs_gems14	A woman who has sex before she marries does not deserve respect	discrete	numeric-12.0	1851	333	-
186	srs_gems15	A woman should not initiate sex	discrete	numeric-12.0	1851	333	-
187	srs_gems16	Women who carry condoms are "easy"	discrete	numeric-12.0	1851	333	-
188	srs_gems17	It is a woman's responsibility to avoid getting pregnant	discrete	numeric-12.0	1850	334	-
189	srs_gems18	A couple should decide together if they want to have children	discrete	numeric-12.0	1852	332	-
190	srs_gems19	In my opinion, a woman can suggest using condoms just like a man can	discrete	numeric-12.0	1852	332	-
191	srs_gems20	If a man gets a woman pregnant, the child is the responsibility of both	discrete	numeric-12.0	1852	332	-
192	srs_gems21	A man and a woman should decide together what type of contraceptive to use	discrete	numeric-12.0	1851	333	-
193	srs_gems22	Only when a woman has a child is she a real woman	discrete	numeric-12.0	1852	332	-

File AHRI.DREAMS.NestedCohort.SexualRelatSelfFilled.2018.v1							
#	Name	Label	Type	Format	Valid	Invalid	Question
194	srs_gems23	A real man produces a male child	discrete	numeric-12.0	1850	334	-
195	srs_gems24	A man and woman should decide together whether to use a condom	discrete	numeric-12.0	1852	332	-
196	srs_gems25	There are times when a woman deserves to be beaten	discrete	numeric-12.0	1851	333	-
197	srs_gems26	A woman should tolerate violence in order to keep her family together	discrete	numeric-12.0	1851	333	-
198	srs_gems27	If a woman cheats on a man, it is okay for him to hit her	discrete	numeric-12.0	1851	333	-
199	srs_gems28	If someone insults a man he should defend his reputation with force if he has to	discrete	numeric-12.0	1851	333	-
200	srs_gems29	It is okay for a man to hit his wife if she won't have sex with him.	discrete	numeric-12.0	1852	332	-
201	srs_gems30	A man using violence against his sexual partner is a private matter that shouldn	discrete	numeric-12.0	1852	332	-
202	srs_fema..	Has any male ever done any of the following things to you:	discrete	numeric-12.0	186	1998	-
203	srs_fema..	Has any male ever done any of the following things to you:	discrete	numeric-12.0	30	2154	-
204	srs_fema..	Has any male ever done any of the following things to you:	discrete	numeric-12.0	44	2140	-
205	srs_fema..	Has any male ever done any of the following things to you:	discrete	numeric-12.0	20	2164	-
206	srs_fema..	Has any male ever done any of the following things to you:	discrete	numeric-12.0	68	2116	-
207	srs_fema..	Has any male ever done any of the following things to you:	discrete	numeric-12.0	57	2127	-
208	srs_fema..	Has any male ever done any of the following things to you:	discrete	numeric-12.0	35	2149	-
209	srs_fema..	Has any male ever done any of the following things to you:	discrete	numeric-12.0	39	2145	-
210	srs_fema..	Has any male ever done any of the following things to you:	discrete	numeric-12.0	1203	981	-
211	srs_fema..	Has any male ever done any of the following things to you:	discrete	numeric-12.0	106	2078	-

File AHRI.DREAMS.NestedCohort.SexualRelatSelfFilled.2018.v1							
#	Name	Label	Type	Format	Valid	Invalid	Question
212	srs_fema..	Has any male ever done any of the following things to you:	discrete	numeric-12.0	194	1990	-
213	srs_fema..	Has any male ever done any of the following things to you:	discrete	numeric-12.0	159	2025	-
214	srs_fema..	Has any male ever done any of the following things to you:	discrete	numeric-12.0	252	1932	-
215	srs_fema..	Has any male ever done any of the following things to you:	discrete	numeric-12.0	117	2067	-
216	srs_fema..	Has any male ever done any of the following things to you:	discrete	numeric-12.0	52	2132	-
217	srs_fema..	Has any male ever done any of the following things to you:	discrete	numeric-12.0	82	2102	-
218	srs_male..	Has anyone ever done any of the following things to you:	discrete	numeric-12.0	1	2183	-
219	srs_sasa..	Has your partner/most recent partner done at least one of the following things t	discrete	numeric-12.0	15	2169	-
220	srs_sasa..	Has your partner/most recent partner done at least one of the following things t	discrete	numeric-12.0	654	1530	-
221	srs_sasa..	Has your partner/most recent partner done at least one of the following things t	discrete	numeric-12.0	25	2159	-
222	srs_sasa..	Has your partner/most recent partner done at least one of the following things t	discrete	numeric-12.0	19	2165	-
223	srs_sasa..	Has your partner/most recent partner done at least one of the following things t	discrete	numeric-12.0	7	2177	-
224	srs_sasa..	Has your partner/most recent partner done at least one of the following things t	discrete	numeric-12.0	6	2178	-
225	srs_sasa..	Has your partner/most recent partner done at least one of the following things t	discrete	numeric-12.0	10	2174	-
226	srs_srps..	Most of the time, we do what my partner wants to do	discrete	numeric-12.0	115	2069	-
227	srs_srps..	My partner won't let me wear certain things	discrete	numeric-12.0	115	2069	-
228	srs_srps..	When my partner and I are together, I'm pretty quiet	discrete	numeric-12.0	114	2070	-
229	srs_srps..	My partner has more say than I do about important decisions that affect us	discrete	numeric-12.0	115	2069	-
230	srs_srps..	My partner tells me who I can spend time with	discrete	numeric-12.0	115	2069	-

File AHRI.DREAMS.NestedCohort.SexualRelatSelfFilled.2018.v1							
#	Name	Label	Type	Format	Valid	Invalid	Question
231	srs_srps ..	If I asked my partner to use a condom, he would think I'm having sex with other	discrete	numeric-12.0	114	2070	-
232	srs_srps ..	I feel trapped or stuck in our relationship	discrete	numeric-12.0	115	2069	-
233	srs_srps ..	My partner does what he wants, even if I do not want him to	discrete	numeric-12.0	115	2069	-
234	srs_srps ..	I am more committed to our relationship than my partner is	discrete	numeric-12.0	115	2069	-
235	srs_srps ..	When my partner and I disagree, he gets his way most of the time	discrete	numeric-12.0	115	2069	-
236	srs_srps ..	My partner gets more out of our relationship than I do	discrete	numeric-12.0	115	2069	-
237	srs_srps ..	My partner always wants to know where I am	discrete	numeric-12.0	115	2069	-
238	srs_srps ..	If I asked my partner to use a condom, he would get angry	discrete	numeric-12.0	114	2070	-
239	srs_srps ..	If I asked my partner to use a condom, he would get violent	discrete	numeric-12.0	114	2070	-
240	srs_dmnds ..	Who usually has more say about whose friends to go out with?	discrete	numeric-12.0	1852	332	-
241	srs_dmnds ..	Who usually has more say about whether you have sex?	discrete	numeric-12.0	765	1419	-
242	srs_dmnds ..	Who usually has more say about what you do together?	discrete	numeric-12.0	1852	332	-
243	srs_dmnds ..	Who usually has more say about how often you see one another?	discrete	numeric-12.0	1852	332	-
244	srs_dmnds ..	Who usually has more say about when you talk about serious things?	discrete	numeric-12.0	1852	332	-
245	srs_dmnds ..	In general, who do you think has more power in your relationship?	discrete	numeric-12.0	1852	332	-
246	srs_dmnds ..	Who usually has more say about whether you use condoms?	discrete	numeric-12.0	765	1419	-
247	srs_dmnds ..	Who usually has more say about what types of sexual acts you do?	discrete	numeric-12.0	765	1419	-
248	srs_sv_t ..	If it is safe for you to wait up to 3 days for help, then click HERE to give us	discrete	numeric-12.0	1851	333	-
249	srs_sv_c ..	Please tell us how you would like us to contact you:	discrete	numeric-12.0	177	2007	-
250	srs_sv_p ..	Please indicate when is best to call:	discrete	character-27	150	0	-

File AHRI.DREAMS.NestedCohort.SexualRelatSelfFilled.2018.v1

#	Name	Label	Type	Format	Valid	Invalid	Question
251	srs_sv_v..	Please indicate which time of day is best:	discrete	character-18	34	0	-
252	srs_assi..	Did the participant respond to the question on the tablet or was the participant	discrete	numeric-12.0	1853	331	-

File AHRI.DREAMS.NestedCohort.SpecimenCollection.2018.v1

#	Name	Label	Type	Format	Valid	Invalid	Question
1	project_id	REDCap Project Identifier	discrete	numeric-12.0	2184	0	-
2	event_id	REDCap Event Identifier	discrete	numeric-12.0	2184	0	-
3	cohort	Cohort Description	discrete	character-13	2184	0	-
4	round	Round Description	discrete	character-18	2184	0	-
5	IintId	Individual ID	continuous	numeric-12.0	2184	0	-
6	dr_speci..	Was a research blood specimen collected?	discrete	numeric-12.0	1782	402	-
7	dr_parti..	Scan the Participant ID	discrete	character-13	1753	0	-
8	dr_barcode	Scan Specimen barcode here	discrete	character-13	1753	0	-
9	dr_speci..	Specimen Status	discrete	character-1	0	0	-
10	dr_speci..	Specimen Collection Date	discrete	character-11	1753	-	-
11	dr_hsv_t..	HSV Result	discrete	numeric-12.0	1734	450	-
12	dr_hiv_t..	HIV Result	discrete	numeric-12.0	0	2184	-
13	dr_refer..	Does this person wishes to be referred to the fixed clinic for HIV testing?	discrete	numeric-12.0	1848	336	-
14	dr_targe..	What is the agreed target date to get to the clinic?	discrete	character-11	25	-	-
15	dr_targe..	To which clinic is the individual going?	discrete	character-17	25	0	-
16	dr_targe..	Please specify details of the clinic other the individual is going <u	discrete	character-1	0	0	-
17	dr_targe..	Please specify details of the clinic the individual is going <u	discrete	character-1	0	0	-

Variables Description

Dataset contains 1066 variable(s)

File : AHRI.DREAMS.NestedCohort.AssessmentOfCapacity.2018.v1			
# project_id: REDCap Project Identifier			
Information		[Type= discrete] [Format=numeric] [Range= 319-319] [Missing=*]	
Statistics [NW/ W]		[Valid=2184 /-] [Invalid=0 /-]	
Value	Label	Cases	Percentage
319		2184	100.0%
Warning: these figures indicate the number of cases found in the data file. They cannot be interpreted as summary statistics of the population of interest.			
# event_id: REDCap Event Identifier			
Information		[Type= discrete] [Format=numeric] [Range= 939-939] [Missing=*]	
Statistics [NW/ W]		[Valid=2184 /-] [Invalid=0 /-]	
Value	Label	Cases	Percentage
939		2184	100.0%
Warning: these figures indicate the number of cases found in the data file. They cannot be interpreted as summary statistics of the population of interest.			
# cohort: Cohort Description			
Information		[Type= discrete] [Format=character] [Missing=*]	
Statistics [NW/ W]		[Valid=2184 /-] [Invalid=0 /-]	
Value	Label	Cases	Percentage
Nested Cohort		2184	100.0%
Warning: these figures indicate the number of cases found in the data file. They cannot be interpreted as summary statistics of the population of interest.			
# round: Round Description			
Information		[Type= discrete] [Format=character] [Missing=*]	
Statistics [NW/ W]		[Valid=2184 /-] [Invalid=0 /-]	
Value	Label	Cases	Percentage
Follow Up 1 - 2018		2184	100.0%
Warning: these figures indicate the number of cases found in the data file. They cannot be interpreted as summary statistics of the population of interest.			
# IIntId: Individual ID			
Information		[Type= continuous] [Format=numeric] [Range= 48-213726] [Missing=*]	
Statistics [NW/ W]		[Valid=2184 /-] [Invalid=0 /-]	
# ac_date: Capacity assessment date			
Information		[Type= discrete] [Format=character] [Missing=*]	
Statistics [NW/ W]		[Valid=1847 /-]	
# ac_assess_step1: HAPPY with Step 1?			
Information		[Type= discrete] [Format=numeric] [Range= 1-2] [Missing=*]	
Statistics [NW/ W]		[Valid=1853 /-] [Invalid=331 /-]	
Value	Label	Cases	Percentage
1	Yes, seek signature	1852	99.9%
2	No, not happy	1	0.1%
Sysmiss		331	
Warning: these figures indicate the number of cases found in the data file. They cannot be interpreted as summary statistics of the population of interest.			
# ac_assess_step2: HAPPY with Step 2?			
Information		[Type= discrete] [Format=numeric] [Range= 1-2] [Missing=*]	

File : AHRI.DREAMS.NestedCohort.AssessmentOfCapacity.2018.v1

ac_assess_step2: HAPPY with Step 2?

Statistics [NW/ W] [Valid=1 /-] [Invalid=2183 /-]

Value	Label	Cases	Percentage
1	Yes, seek signature	1	100.0%
2	No, not happy	0	
Sysmiss		2183	

Warning: these figures indicate the number of cases found in the data file. They cannot be interpreted as summary statistics of the population of interest.

ac_assess_step3: HAPPY with Step 3?

Information [Type= discrete] [Format=numeric] [Range= 1-2] [Missing=*]

Statistics [NW/ W] [Valid=0 /-] [Invalid=2184 /-]

Value	Label	Cases	Percentage
1	Yes, seek signature	0	
2	No, not happy	0	
Sysmiss		2184	

Warning: these figures indicate the number of cases found in the data file. They cannot be interpreted as summary statistics of the population of interest.

ac_assess_result: Is this individual capable to participate?

Information [Type= discrete] [Format=numeric] [Range= 0-98] [Missing=*]

Statistics [NW/ W] [Valid=1853 /-] [Invalid=331 /-]

Value	Label	Cases	Percentage
0	No, I have never had it	0	
1	Yes	1853	100.0%
2	No	0	
3	Yes, but not sure about the exact age	0	
90	I am not sure	0	
93	Prefer not to answer	0	
95	Not had sex with this partner in the last 4 weeks	0	
98	Don't know	0	
Sysmiss		331	

Warning: these figures indicate the number of cases found in the data file. They cannot be interpreted as summary statistics of the population of interest.

File : AHRI.DREAMS.NestedCohort.ContactAttempts.2018.v1

project_id: REDCap Project Identifier

Information [Type= discrete] [Format=numeric] [Range= 319-319] [Missing=*]

Statistics [NW/ W] [Valid=2184 /-] [Invalid=0 /-]

Value	Label	Cases	Percentage
319		2184	100.0%

Warning: these figures indicate the number of cases found in the data file. They cannot be interpreted as summary statistics of the population of interest.

event_id: REDCap Event Identifier

Information [Type= discrete] [Format=numeric] [Range= 939-939] [Missing=*]

Statistics [NW/ W] [Valid=2184 /-] [Invalid=0 /-]

Value	Label	Cases	Percentage
939		2184	100.0%

Warning: these figures indicate the number of cases found in the data file. They cannot be interpreted as summary statistics of the population of interest.

cohort: Cohort Description

Information [Type= discrete] [Format=character] [Missing=*]

Statistics [NW/ W] [Valid=2184 /-] [Invalid=0 /-]

Value	Label	Cases	Percentage
Nested Cohort		2184	100.0%

Warning: these figures indicate the number of cases found in the data file. They cannot be interpreted as summary statistics of the population of interest.

round: Round Description

Information [Type= discrete] [Format=character] [Missing=*]

Statistics [NW/ W] [Valid=2184 /-] [Invalid=0 /-]

Value	Label	Cases	Percentage
Follow Up 1 - 2018		2184	100.0%

Warning: these figures indicate the number of cases found in the data file. They cannot be interpreted as summary statistics of the population of interest.

IIntId: Individual ID

Information [Type= continuous] [Format=numeric] [Range= 48-213726] [Missing=*]

Statistics [NW/ W] [Valid=2184 /-] [Invalid=0 /-] [Mean=96769.021 /-] [StdDev=45132.469 /-]

ca_contact_attmp1: Conducting Contact Attempt

Information [Type= discrete] [Format=numeric] [Range= 0-98] [Missing=*]

Statistics [NW/ W] [Valid=2184 /-] [Invalid=0 /-]

Value	Label	Cases	Percentage
0	No, I have never had it	0	
1	Yes	2184	100.0%
2	No	0	
3	Yes, but not sure about the exact age	0	
90	I am not sure	0	
93	Prefer not to answer	0	
95	Not had sex with this partner in the last 4 weeks	0	
98	Don't know	0	

Warning: these figures indicate the number of cases found in the data file. They cannot be interpreted as summary statistics of the population of interest.

File : AHRI.DREAMS.NestedCohort.ContactAttempts.2018.v1

ca_datetime_attmp1: Attempt Date and Time

Information [Type= discrete] [Format=character] [Missing=*]

Statistics [NW/ W] [Valid=2182 /-]

ca_was_contacted_attmp1: Was the participant contacted

Information [Type= discrete] [Format=numeric] [Range= 0-98] [Missing=*]

Statistics [NW/ W] [Valid=2182 /-] [Invalid=2 /-]

Value	Label	Cases	Percentage
0	No, I have never had it	0	
1	Yes	1170	53.6%
2	No	1012	46.4%
3	Yes, but not sure about the exact age	0	
90	I am not sure	0	
93	Prefer not to answer	0	
95	Not had sex with this partner in the last 4 weeks	0	
98	Don't know	0	
Sysmiss		2	

Warning: these figures indicate the number of cases found in the data file. They cannot be interpreted as summary statistics of the population of interest.

ca_was_parenthome_attmp1: Was the participant's parent or guardian at home

Information [Type= discrete] [Format=numeric] [Range= 0-98] [Missing=*]

Statistics [NW/ W] [Valid=1074 /-] [Invalid=1110 /-]

Value	Label	Cases	Percentage
0	No, I have never had it	0	
1	Yes	853	79.4%
2	No	221	20.6%
3	Yes, but not sure about the exact age	0	
90	I am not sure	0	
93	Prefer not to answer	0	
95	Not had sex with this partner in the last 4 weeks	0	
98	Don't know	0	
Sysmiss		1110	

Warning: these figures indicate the number of cases found in the data file. They cannot be interpreted as summary statistics of the population of interest.

ca_parental_consent_attmp1: Was parent or guardian willing to give Informed Consent?

Information [Type= discrete] [Format=numeric] [Range= 0-98] [Missing=*]

Statistics [NW/ W] [Valid=857 /-] [Invalid=1327 /-]

Value	Label	Cases	Percentage
0	No, I have never had it	0	
1	Yes	784	91.5%
2	No	73	8.5%
3	Yes, but not sure about the exact age	0	
90	I am not sure	0	
93	Prefer not to answer	0	
95	Not had sex with this partner in the last 4 weeks	0	
98	Don't know	0	

File : AHRI.DREAMS.NestedCohort.ContactAttempts.2018.v1

ca_parental_consent_attmp1: Was parent or guardian willing to give Informed Consent?

Value	Label	Cases	Percentage
Sysmiss		1327	

Warning: these figures indicate the number of cases found in the data file. They cannot be interpreted as summary statistics of the population of interest.

ca_req_samesex_attmp1: Did the participant asked to be interviewed by a same sex Tracker?

Information	[Type= discrete] [Format=numeric] [Range= 0-98] [Missing=*]
Statistics [NW/ W]	[Valid=1125 /-] [Invalid=1059 /-]

Value	Label	Cases	Percentage
0	No, I have never had it	0	
1	Yes	1	0.1%
2	No	1124	99.9%
3	Yes, but not sure about the exact age	0	
90	I am not sure	0	
93	Prefer not to answer	0	
95	Not had sex with this partner in the last 4 weeks	0	
98	Don't know	0	
Sysmiss		1059	

Warning: these figures indicate the number of cases found in the data file. They cannot be interpreted as summary statistics of the population of interest.

ca_samesex_reas_attmp1: What is the reason why the participant requested a same sex Tracker?

Information	[Type= discrete] [Format=character] [Missing=*]
Statistics [NW/ W]	[Valid=1 /-] [Invalid=0 /-]

Value	Label	Cases	Percentage
She's afraid of males		1	100.0%

Warning: these figures indicate the number of cases found in the data file. They cannot be interpreted as summary statistics of the population of interest.

ca_surveyed_attmp1: Was the participant contacted and willing to be surveyed?

Information	[Type= discrete] [Format=numeric] [Range= 0-98] [Missing=*]
Statistics [NW/ W]	[Valid=1136 /-] [Invalid=1048 /-]

Value	Label	Cases	Percentage
0	No, I have never had it	0	
1	Yes	1088	95.8%
2	No	48	4.2%
3	Yes, but not sure about the exact age	0	
90	I am not sure	0	
93	Prefer not to answer	0	
95	Not had sex with this partner in the last 4 weeks	0	
98	Don't know	0	
Sysmiss		1048	



Warning: these figures indicate the number of cases found in the data file. They cannot be interpreted as summary statistics of the population of interest.

ca_refused_attmp1: Did the participant / parent / guardian refused participation?

Information	[Type= discrete] [Format=numeric] [Range= 0-98] [Missing=*]
Statistics [NW/ W]	[Valid=129 /-] [Invalid=2055 /-]

File : AHRI.DREAMS.NestedCohort.ContactAttempts.2018.v1

ca_refused_attmp1: Did the participant / parent / guardian refused participation?

Value	Label	Cases	Percentage
0	No, I have never had it	0	
1	Yes	19	 14.7%
2	No	110	 85.3%
3	Yes, but not sure about the exact age	0	
90	I am not sure	0	
93	Prefer not to answer	0	
95	Not had sex with this partner in the last 4 weeks	0	
98	Don't know	0	
Sysmiss		2055	

Warning: these figures indicate the number of cases found in the data file. They cannot be interpreted as summary statistics of the population of interest.

ca_resch_vsdate_attmp1: Reschedule next visit date



Information	[Type= discrete] [Format=character] [Missing=*]
Statistics [NW/ W]	[Valid=25 /-]

ca_fieldcomm_attmp1: Comments for Contact attempt

Information	[Type= discrete] [Format=character] [Missing=*]
Statistics [NW/ W]	[Valid=2079 /-]

ca_contact_attmp2: Conducting Contact Attempt

Information	[Type= discrete] [Format=numeric] [Range= 0-98] [Missing=*]
Statistics [NW/ W]	[Valid=1087 /-] [Invalid=1097 /-]

Value	Label	Cases	Percentage
0	No, I have never had it	0	
1	Yes	841	 77.4%
2	No	246	 22.6%
3	Yes, but not sure about the exact age	0	
90	I am not sure	0	
93	Prefer not to answer	0	
95	Not had sex with this partner in the last 4 weeks	0	
98	Don't know	0	
Sysmiss		1097	



Warning: these figures indicate the number of cases found in the data file. They cannot be interpreted as summary statistics of the population of interest.

ca_datetime_attmp2: Attempt Date and Time

Information	[Type= discrete] [Format=character] [Missing=*]
Statistics [NW/ W]	[Valid=847 /-]

ca_was_contacted_attmp2: Was the participant contacted

Information	[Type= discrete] [Format=numeric] [Range= 0-98] [Missing=*]
Statistics [NW/ W]	[Valid=844 /-] [Invalid=1340 /-]

Value	Label	Cases	Percentage
0	No, I have never had it	0	
1	Yes	581	 68.8%
2	No	263	 31.2%

File : AHRI.DREAMS.NestedCohort.ContactAttempts.2018.v1

ca_was_contacted_attmp2: Was the participant contacted

Value	Label	Cases	Percentage
3	Yes, but not sure about the exact age	0	
90	I am not sure	0	
93	Prefer not to answer	0	
95	Not had sex with this partner in the last 4 weeks	0	
98	Don't know	0	
Sysmiss		1340	

Warning: these figures indicate the number of cases found in the data file. They cannot be interpreted as summary statistics of the population of interest.

ca_was_parenthome_attmp2: Was the participant's parent or guardian at home

Information	[Type= discrete] [Format=numeric] [Range= 0-98] [Missing=*]
Statistics [NW/ W]	[Valid=451 -] [Invalid=1733 -]

Value	Label	Cases	Percentage
0	No, I have never had it	0	
1	Yes	390	86.5%
2	No	61	13.5%
3	Yes, but not sure about the exact age	0	
90	I am not sure	0	
93	Prefer not to answer	0	
95	Not had sex with this partner in the last 4 weeks	0	
98	Don't know	0	
Sysmiss		1733	

Warning: these figures indicate the number of cases found in the data file. They cannot be interpreted as summary statistics of the population of interest.

ca_parental_consent_attmp2: Was parent or guardian willing to give Informed Consent?

Information	[Type= discrete] [Format=numeric] [Range= 0-98] [Missing=*]
Statistics [NW/ W]	[Valid=393 -] [Invalid=1791 -]

Value	Label	Cases	Percentage
0	No, I have never had it	0	
1	Yes	360	91.6%
2	No	33	8.4%
3	Yes, but not sure about the exact age	0	
90	I am not sure	0	
93	Prefer not to answer	0	
95	Not had sex with this partner in the last 4 weeks	0	
98	Don't know	0	
Sysmiss		1791	

Warning: these figures indicate the number of cases found in the data file. They cannot be interpreted as summary statistics of the population of interest.

ca_req_samesex_attmp2: Did the participant asked to be interviewed by a same sex Tracker?

Information	[Type= discrete] [Format=numeric] [Range= 0-98] [Missing=*]
Statistics [NW/ W]	[Valid=569 -] [Invalid=1615 -]

Value	Label	Cases	Percentage
0	No, I have never had it	0	
1	Yes	0	

File : AHRI.DREAMS.NestedCohort.ContactAttempts.2018.v1

ca_req_samesex_attmp2: Did the participant asked to be interviewed by a same sex Tracker?

Value	Label	Cases	Percentage
2	No	569	100.0%
3	Yes, but not sure about the exact age	0	
90	I am not sure	0	
93	Prefer not to answer	0	
95	Not had sex with this partner in the last 4 weeks	0	
98	Don't know	0	
Sysmiss		1615	

Warning: these figures indicate the number of cases found in the data file. They cannot be interpreted as summary statistics of the population of interest.

ca_samesex_reas_attmp2: What is the reason why the participant requested a same sex Tracker?

Information	[Type= discrete] [Format=character] [Missing=*]
Statistics [NW/ W]	[Valid=0 /-] [Invalid=0 /-]

ca_surveyed_attmp2: Was the participant contacted and willing to be surveyed?

Information	[Type= discrete] [Format=numeric] [Range= 0-98] [Missing=*]
Statistics [NW/ W]	[Valid=572 /-] [Invalid=1612 /-]

Value	Label	Cases	Percentage
0	No, I have never had it	0	
1	Yes	564	98.6%
2	No	8	1.4%
3	Yes, but not sure about the exact age	0	
90	I am not sure	0	
93	Prefer not to answer	0	
95	Not had sex with this partner in the last 4 weeks	0	
98	Don't know	0	
Sysmiss		1612	

Warning: these figures indicate the number of cases found in the data file. They cannot be interpreted as summary statistics of the population of interest.

ca_refused_attmp2: Did the participant / parent / guardian refused participation?

Information	[Type= discrete] [Format=numeric] [Range= 0-98] [Missing=*]
Statistics [NW/ W]	[Valid=42 /-] [Invalid=2142 /-]

Value	Label	Cases	Percentage
0	No, I have never had it	0	
1	Yes	8	19.0%
2	No	34	81.0%
3	Yes, but not sure about the exact age	0	
90	I am not sure	0	
93	Prefer not to answer	0	
95	Not had sex with this partner in the last 4 weeks	0	
98	Don't know	0	
Sysmiss		2142	

Warning: these figures indicate the number of cases found in the data file. They cannot be interpreted as summary statistics of the population of interest.





ca_resch_vsdate_attmp2: Reschedule next visit date

Information	[Type= discrete] [Format=character] [Missing=*]
-------------	---

File : AHRI.DREAMS.NestedCohort.ContactAttempts.2018.v1

ca_resch_vsddate_attmp2: Reschedule next visit date

Statistics [NW/ W] [Valid=5 /-]

Value	Label	Cases	Percentage
2018-04-14		2	 40.0%
2018-04-21		1	 20.0%
2018-04-22		1	 20.0%
2018-04-24		1	 20.0%

Warning: these figures indicate the number of cases found in the data file. They cannot be interpreted as summary statistics of the population of interest.

ca_fieldcomm_attmp2: Comments for Contact attempt



Information [Type= discrete] [Format=character] [Missing=*]

Statistics [NW/ W] [Valid=805 /-]

ca_contact_attmp3: Conducting Contact Attempt

Information [Type= discrete] [Format=numeric] [Range= 0-98] [Missing=*]

Statistics [NW/ W] [Valid=281 /-] [Invalid=1903 /-]

Value	Label	Cases	Percentage
0	No, I have never had it	0	
1	Yes	250	 89.0%
2	No	31	 11.0%
3	Yes, but not sure about the exact age	0	
90	I am not sure	0	
93	Prefer not to answer	0	
95	Not had sex with this partner in the last 4 weeks	0	
98	Don't know	0	
Sysmiss		1903	

Warning: these figures indicate the number of cases found in the data file. They cannot be interpreted as summary statistics of the population of interest.

ca_datetime_attmp3: Attempt Date and Time



Information [Type= discrete] [Format=character] [Missing=*]

Statistics [NW/ W] [Valid=253 /-]

ca_was_contacted_attmp3: Was the participant contacted

Information [Type= discrete] [Format=numeric] [Range= 0-98] [Missing=*]

Statistics [NW/ W] [Valid=253 /-] [Invalid=1931 /-]

Value	Label	Cases	Percentage
0	No, I have never had it	0	
1	Yes	152	 60.1%
2	No	101	 39.9%
3	Yes, but not sure about the exact age	0	
90	I am not sure	0	
93	Prefer not to answer	0	
95	Not had sex with this partner in the last 4 weeks	0	
98	Don't know	0	
Sysmiss		1931	

Warning: these figures indicate the number of cases found in the data file. They cannot be interpreted as summary statistics of the population of interest.

File : AHRI.DREAMS.NestedCohort.ContactAttempts.2018.v1

ca_was_parenthome_attmp3: Was the participant's parent or guardian at home

Information [Type= discrete] [Format=numeric] [Range= 0-98] [Missing=*]

Statistics [NW/ W] [Valid=117 /-] [Invalid=2067 /-]

Value	Label	Cases	Percentage
0	No, I have never had it	0	
1	Yes	96	82.1%
2	No	21	17.9%
3	Yes, but not sure about the exact age	0	
90	I am not sure	0	
93	Prefer not to answer	0	
95	Not had sex with this partner in the last 4 weeks	0	
98	Don't know	0	
Sysmiss		2067	

Warning: these figures indicate the number of cases found in the data file. They cannot be interpreted as summary statistics of the population of interest.

ca_parental_consent_attmp3: Was parent or guardian willing to give Informed Consent?

Information [Type= discrete] [Format=numeric] [Range= 0-98] [Missing=*]

Statistics [NW/ W] [Valid=97 /-] [Invalid=2087 /-]

Value	Label	Cases	Percentage
0	No, I have never had it	0	
1	Yes	82	84.5%
2	No	15	15.5%
3	Yes, but not sure about the exact age	0	
90	I am not sure	0	
93	Prefer not to answer	0	
95	Not had sex with this partner in the last 4 weeks	0	
98	Don't know	0	
Sysmiss		2087	

Warning: these figures indicate the number of cases found in the data file. They cannot be interpreted as summary statistics of the population of interest.

ca_req_samesex_attmp3: Did the participant asked to be interviewed by a same sex Tracker?

Information [Type= discrete] [Format=numeric] [Range= 0-98] [Missing=*]

Statistics [NW/ W] [Valid=150 /-] [Invalid=2034 /-]

Value	Label	Cases	Percentage
0	No, I have never had it	0	
1	Yes	0	
2	No	150	100.0%
3	Yes, but not sure about the exact age	0	
90	I am not sure	0	
93	Prefer not to answer	0	
95	Not had sex with this partner in the last 4 weeks	0	
98	Don't know	0	
Sysmiss		2034	

Warning: these figures indicate the number of cases found in the data file. They cannot be interpreted as summary statistics of the population of interest.

File : AHRI.DREAMS.NestedCohort.ContactAttempts.2018.v1

ca_samesex_reas_attmp3: What is the reason why the participant requested a same sex Tracker?

Information [Type= discrete] [Format=character] [Missing=*]

Statistics [NW/ W] [Valid=0 /-] [Invalid=0 /-]

ca_surveyed_attmp3: Was the participant contacted and willing to be surveyed?

Information [Type= discrete] [Format=numeric] [Range= 0-98] [Missing=*]

Statistics [NW/ W] [Valid=151 /-] [Invalid=2033 /-]

Value	Label	Cases	Percentage
0	No, I have never had it	0	
1	Yes	142	94.0%
2	No	9	6.0%
3	Yes, but not sure about the exact age	0	
90	I am not sure	0	
93	Prefer not to answer	0	
95	Not had sex with this partner in the last 4 weeks	0	
98	Don't know	0	
Sysmiss		2033	

Warning: these figures indicate the number of cases found in the data file. They cannot be interpreted as summary statistics of the population of interest.

ca_refused_attmp3: Did the participant / parent / guardian refused participation?

Information [Type= discrete] [Format=numeric] [Range= 0-98] [Missing=*]

Statistics [NW/ W] [Valid=24 /-] [Invalid=2160 /-]

Value	Label	Cases	Percentage
0	No, I have never had it	0	
1	Yes	8	33.3%
2	No	16	66.7%
3	Yes, but not sure about the exact age	0	
90	I am not sure	0	
93	Prefer not to answer	0	
95	Not had sex with this partner in the last 4 weeks	0	
98	Don't know	0	
Sysmiss		2160	

Warning: these figures indicate the number of cases found in the data file. They cannot be interpreted as summary statistics of the population of interest.

ca_resch_vsdate_attmp3: Reschedule next visit date

Information [Type= discrete] [Format=character] [Missing=*]

Statistics [NW/ W] [Valid=2 /-]

ca_fieldcomm_attmp3: Comments for Contact attempt

Information [Type= discrete] [Format=character] [Missing=*]

Statistics [NW/ W] [Valid=244 /-]

ca_contact_attmp4: Conducting Contact Attempt



Information [Type= discrete] [Format=numeric] [Range= 0-98] [Missing=*]

Statistics [NW/ W] [Valid=106 /-] [Invalid=2078 /-]

Value	Label	Cases	Percentage
0	No, I have never had it	0	

File : AHRI.DREAMS.NestedCohort.ContactAttempts.2018.v1

ca_contact_attmp4: Conducting Contact Attempt

Value	Label	Cases	Percentage
1	Yes	94	 88.7%
2	No	12	 11.3%
3	Yes, but not sure about the exact age	0	
90	I am not sure	0	
93	Prefer not to answer	0	
95	Not had sex with this partner in the last 4 weeks	0	
98	Don't know	0	
Sysmiss		2078	



Warning: these figures indicate the number of cases found in the data file. They cannot be interpreted as summary statistics of the population of interest.

ca_datetime_attmp4: Attempt Date and Time

Information	[Type= discrete] [Format=character] [Missing=*]
Statistics [NW/ W]	[Valid=94 /-]

ca_was_contacted_attmp4: Was the participant contacted



Information	[Type= discrete] [Format=numeric] [Range= 0-98] [Missing=*]
Statistics [NW/ W]	[Valid=94 /-] [Invalid=2090 /-]

Value	Label	Cases	Percentage
0	No, I have never had it	0	
1	Yes	44	 46.8%
2	No	50	 53.2%
3	Yes, but not sure about the exact age	0	
90	I am not sure	0	
93	Prefer not to answer	0	
95	Not had sex with this partner in the last 4 weeks	0	
98	Don't know	0	
Sysmiss		2090	

Warning: these figures indicate the number of cases found in the data file. They cannot be interpreted as summary statistics of the population of interest.

ca_was_parenthome_attmp4: Was the participant's parent or guardian at home

Information	[Type= discrete] [Format=numeric] [Range= 0-98] [Missing=*]
Statistics [NW/ W]	[Valid=37 /-] [Invalid=2147 /-]

Value	Label	Cases	Percentage
0	No, I have never had it	0	
1	Yes	26	 70.3%
2	No	11	 29.7%
3	Yes, but not sure about the exact age	0	
90	I am not sure	0	
93	Prefer not to answer	0	
95	Not had sex with this partner in the last 4 weeks	0	
98	Don't know	0	
Sysmiss		2147	

Warning: these figures indicate the number of cases found in the data file. They cannot be interpreted as summary statistics of the population of interest.

File : AHRI.DREAMS.NestedCohort.ContactAttempts.2018.v1

ca_parental_consent_attmp4: Was parent or guardian willing to give Informed Consent?

Information [Type= discrete] [Format=numeric] [Range= 0-98] [Missing=*]

Statistics [NW/ W] [Valid=26 /-] [Invalid=2158 /-]

Value	Label	Cases	Percentage
0	No, I have never had it	0	
1	Yes	22	84.6%
2	No	4	15.4%
3	Yes, but not sure about the exact age	0	
90	I am not sure	0	
93	Prefer not to answer	0	
95	Not had sex with this partner in the last 4 weeks	0	
98	Don't know	0	
Sysmiss		2158	

Warning: these figures indicate the number of cases found in the data file. They cannot be interpreted as summary statistics of the population of interest.

ca_req_samesex_attmp4: Did the participant asked to be interviewed by a same sex Tracker?

Information [Type= discrete] [Format=numeric] [Range= 0-98] [Missing=*]

Statistics [NW/ W] [Valid=43 /-] [Invalid=2141 /-]

Value	Label	Cases	Percentage
0	No, I have never had it	0	
1	Yes	0	
2	No	43	100.0%
3	Yes, but not sure about the exact age	0	
90	I am not sure	0	
93	Prefer not to answer	0	
95	Not had sex with this partner in the last 4 weeks	0	
98	Don't know	0	
Sysmiss		2141	

Warning: these figures indicate the number of cases found in the data file. They cannot be interpreted as summary statistics of the population of interest.

ca_samesex_reas_attmp4: What is the reason why the participant requested a same sex Tracker?

Information [Type= discrete] [Format=character] [Missing=*]

Statistics [NW/ W] [Valid=0 /-] [Invalid=0 /-]

ca_surveyed_attmp4: Was the participant contacted and willing to be surveyed?

Information [Type= discrete] [Format=numeric] [Range= 0-98] [Missing=*]

Statistics [NW/ W] [Valid=43 /-] [Invalid=2141 /-]

Value	Label	Cases	Percentage
0	No, I have never had it	0	
1	Yes	42	97.7%
2	No	1	2.3%
3	Yes, but not sure about the exact age	0	
90	I am not sure	0	
93	Prefer not to answer	0	
95	Not had sex with this partner in the last 4 weeks	0	
98	Don't know	0	

File : AHRI.DREAMS.NestedCohort.ContactAttempts.2018.v1



ca_surveyed_attmp4: Was the participant contacted and willing to be surveyed?

Value	Label	Cases	Percentage
Sysmiss		2141	

Warning: these figures indicate the number of cases found in the data file. They cannot be interpreted as summary statistics of the population of interest.

ca_refused_attmp4: Did the participant / parent / guardian refused participation?

Information	[Type= discrete] [Format=numeric] [Range= 0-98] [Missing=*]
Statistics [NW/ W]	[Valid=5 /-] [Invalid=2179 /-]

Value	Label	Cases	Percentage
0	No, I have never had it	0	
1	Yes	1	 20.0%
2	No	4	 80.0%
3	Yes, but not sure about the exact age	0	
90	I am not sure	0	
93	Prefer not to answer	0	
95	Not had sex with this partner in the last 4 weeks	0	
98	Don't know	0	
Sysmiss		2179	

Warning: these figures indicate the number of cases found in the data file. They cannot be interpreted as summary statistics of the population of interest.

ca_resch_vsdate_attmp4: Reschedule next visit date



Information	[Type= discrete] [Format=character] [Missing=*]
Statistics [NW/ W]	[Valid=0 /-]

ca_fieldcomm_attmp4: Comments for Contact attempt

Information	[Type= discrete] [Format=character] [Missing=*]
Statistics [NW/ W]	[Valid=90 /-]

ca_contact_attmp5: Conducting Contact Attempt

Information	[Type= discrete] [Format=numeric] [Range= 0-98] [Missing=*]
Statistics [NW/ W]	[Valid=51 /-] [Invalid=2133 /-]

Value	Label	Cases	Percentage
0	No, I have never had it	0	
1	Yes	37	 72.5%
2	No	14	 27.5%
3	Yes, but not sure about the exact age	0	
90	I am not sure	0	
93	Prefer not to answer	0	
95	Not had sex with this partner in the last 4 weeks	0	
98	Don't know	0	
Sysmiss		2133	

Warning: these figures indicate the number of cases found in the data file. They cannot be interpreted as summary statistics of the population of interest.

# ca_datetime_attmp5: Attempt Date and Time			
Information	[Type= discrete] [Format=character] [Missing=*]		
Statistics [NW/ W]	[Valid=37 /-]		
# ca_was_contacted_attmp5: Was the participant contacted			
Information	[Type= discrete] [Format=numeric] [Range= 0-98] [Missing=*]		
Statistics [NW/ W]	[Valid=37 /-] [Invalid=2147 /-]		
Value	Label	Cases	Percentage
0	No, I have never had it	0	
1	Yes	22	<div><div></div></div> 59.5%
2	No	15	<div><div></div></div> 40.5%
3	Yes, but not sure about the exact age	0	
90	I am not sure	0	
93	Prefer not to answer	0	
95	Not had sex with this partner in the last 4 weeks	0	
98	Don't know	0	
Sysmiss		2147	
Warning: these figures indicate the number of cases found in the data file. They cannot be interpreted as summary statistics of the population of interest.			
# ca_was_parenthome_attmp5: Was the participant's parent or guardian at home			
Information	[Type= discrete] [Format=numeric] [Range= 0-98] [Missing=*]		
Statistics [NW/ W]	[Valid=17 /-] [Invalid=2167 /-]		
Value	Label	Cases	Percentage
0	No, I have never had it	0	
1	Yes	13	<div><div></div></div> 76.5%
2	No	4	<div><div></div></div> 23.5%
3	Yes, but not sure about the exact age	0	
90	I am not sure	0	
93	Prefer not to answer	0	
95	Not had sex with this partner in the last 4 weeks	0	
98	Don't know	0	
Sysmiss		2167	
Warning: these figures indicate the number of cases found in the data file. They cannot be interpreted as summary statistics of the population of interest.			
# ca_parental_consent_attmp5: Was parent or guardian willing to give Informed Consent?			
Information	[Type= discrete] [Format=numeric] [Range= 0-98] [Missing=*]		
Statistics [NW/ W]	[Valid=13 /-] [Invalid=2171 /-]		
Value	Label	Cases	Percentage
0	No, I have never had it	0	
1	Yes	12	<div><div></div></div> 92.3%
2	No	1	<div><div></div></div> 7.7%
3	Yes, but not sure about the exact age	0	
90	I am not sure	0	
93	Prefer not to answer	0	
95	Not had sex with this partner in the last 4 weeks	0	
98	Don't know	0	
Sysmiss		2171	
Warning: these figures indicate the number of cases found in the data file. They cannot be interpreted as summary statistics of the population of interest.			

# ca_req_samesex_attmp5: Did the participant asked to be interviewed by a same sex Tracker?			
Information		[Type= discrete] [Format=numeric] [Range= 0-98] [Missing=*]	
Statistics [NW/ W]		[Valid=21 /-] [Invalid=2163 /-]	
Value	Label	Cases	Percentage
0	No, I have never had it	0	<div><div></div></div> 100.0%
1	Yes	0	
2	No	21	
3	Yes, but not sure about the exact age	0	
90	I am not sure	0	
93	Prefer not to answer	0	
95	Not had sex with this partner in the last 4 weeks	0	
98	Don't know	0	
Sysmiss		2163	
Warning: these figures indicate the number of cases found in the data file. They cannot be interpreted as summary statistics of the population of interest.			
# ca_samesex_reas_attmp5: What is the reason why the participant requested a same sex Tracker?			
Information		[Type= discrete] [Format=character] [Missing=*]	
Statistics [NW/ W]		[Valid=0 /-] [Invalid=0 /-]	
# ca_surveyed_attmp5: Was the participant contacted and willing to be surveyed?			
Information		[Type= discrete] [Format=numeric] [Range= 0-98] [Missing=*]	
Statistics [NW/ W]		[Valid=21 /-] [Invalid=2163 /-]	
Value	Label	Cases	Percentage
0	No, I have never had it	0	<div><div></div></div> 85.7%
1	Yes	18	
2	No	3	
3	Yes, but not sure about the exact age	0	
90	I am not sure	0	
93	Prefer not to answer	0	
95	Not had sex with this partner in the last 4 weeks	0	
98	Don't know	0	
Sysmiss		2163	
Warning: these figures indicate the number of cases found in the data file. They cannot be interpreted as summary statistics of the population of interest.			
# ca_refused_attmp5: Did the participant / parent / guardian refused participation?			
Information		[Type= discrete] [Format=numeric] [Range= 0-98] [Missing=*]	
Statistics [NW/ W]		[Valid=4 /-] [Invalid=2180 /-]	
Value	Label	Cases	Percentage
0	No, I have never had it	0	<div><div></div></div> 75.0%
1	Yes	3	
2	No	1	
3	Yes, but not sure about the exact age	0	
90	I am not sure	0	
93	Prefer not to answer	0	
95	Not had sex with this partner in the last 4 weeks	0	
98	Don't know	0	
Sysmiss		2180	
Warning: these figures indicate the number of cases found in the data file. They cannot be interpreted as summary statistics of the population of interest.			

# ca_resch_vsdate_attmp5: Reschedule next visit date			
Information	[Type= discrete] [Format=character] [Missing=*]		
Statistics [NW/ W]	[Valid=0 /-]		
# ca_fieldcomm_attmp5: Comments for Contact attempt			
Information	[Type= discrete] [Format=character] [Missing=*]		
Statistics [NW/ W]	[Valid=34 /-]		
# ca_contact_attmp6: Conducting Contact Attempt			
Information	[Type= discrete] [Format=numeric] [Range= 0-98] [Missing=*]		
Statistics [NW/ W]	[Valid=16 /-] [Invalid=2168 /-]		
Value	Label	Cases	Percentage
0	No, I have never had it	0	
1	Yes	10	<div><div></div></div> 62.5%
2	No	6	<div><div></div></div> 37.5%
3	Yes, but not sure about the exact age	0	
90	I am not sure	0	
93	Prefer not to answer	0	
95	Not had sex with this partner in the last 4 weeks	0	
98	Don't know	0	
Sysmiss		2168	
Warning: these figures indicate the number of cases found in the data file. They cannot be interpreted as summary statistics of the population of interest.			
# ca_datetime_attmp6: Attempt Date and Time			
Information	[Type= discrete] [Format=character] [Missing=*]		
Statistics [NW/ W]	[Valid=10 /-]		
# ca_was_contacted_attmp6: Was the participant contacted			
Information	[Type= discrete] [Format=numeric] [Range= 0-98] [Missing=*]		
Statistics [NW/ W]	[Valid=10 /-] [Invalid=2174 /-]		
Value	Label	Cases	Percentage
0	No, I have never had it	0	
1	Yes	6	<div><div></div></div> 60.0%
2	No	4	<div><div></div></div> 40.0%
3	Yes, but not sure about the exact age	0	
90	I am not sure	0	
93	Prefer not to answer	0	
95	Not had sex with this partner in the last 4 weeks	0	
98	Don't know	0	
Sysmiss		2174	
Warning: these figures indicate the number of cases found in the data file. They cannot be interpreted as summary statistics of the population of interest.			
# ca_was_parenthome_attmp6: Was the participant's parent or guardian at home			
Information	[Type= discrete] [Format=numeric] [Range= 0-98] [Missing=*]		
Statistics [NW/ W]	[Valid=6 /-] [Invalid=2178 /-]		
Value	Label	Cases	Percentage
0	No, I have never had it	0	
1	Yes	4	<div><div></div></div> 66.7%

# ca_was_parenthome_attmp6: Was the participant's parent or guardian at home			
Value	Label	Cases	Percentage
2	No	2	<div><div></div></div> 33.3%
3	Yes, but not sure about the exact age	0	
90	I am not sure	0	
93	Prefer not to answer	0	
95	Not had sex with this partner in the last 4 weeks	0	
98	Don't know	0	
Sysmiss		2178	
Warning: these figures indicate the number of cases found in the data file. They cannot be interpreted as summary statistics of the population of interest.			
# ca_parental_consent_attmp6: Was parent or guardian willing to give Informed Consent?			
Information	[Type= discrete] [Format=numeric] [Range= 0-98] [Missing=*]		
Statistics [NW/ W]	[Valid=4 /-] [Invalid=2180 /-]		
Value	Label	Cases	Percentage
0	No, I have never had it	0	
1	Yes	3	<div><div></div></div> 75.0%
2	No	1	<div><div></div></div> 25.0%
3	Yes, but not sure about the exact age	0	
90	I am not sure	0	
93	Prefer not to answer	0	
95	Not had sex with this partner in the last 4 weeks	0	
98	Don't know	0	
Sysmiss		2180	
Warning: these figures indicate the number of cases found in the data file. They cannot be interpreted as summary statistics of the population of interest.			
# ca_req_samesex_attmp6: Did the participant asked to be interviewed by a same sex Tracker?			
Information	[Type= discrete] [Format=numeric] [Range= 0-98] [Missing=*]		
Statistics [NW/ W]	[Valid=6 /-] [Invalid=2178 /-]		
Value	Label	Cases	Percentage
0	No, I have never had it	0	
1	Yes	0	
2	No	6	<div><div></div></div> 100.0%
3	Yes, but not sure about the exact age	0	
90	I am not sure	0	
93	Prefer not to answer	0	
95	Not had sex with this partner in the last 4 weeks	0	
98	Don't know	0	
Sysmiss		2178	
Warning: these figures indicate the number of cases found in the data file. They cannot be interpreted as summary statistics of the population of interest.			
# ca_samesex_reas_attmp6: What is the reason why the participant requested a same sex Tracker?			
Information	[Type= discrete] [Format=character] [Missing=*]		
Statistics [NW/ W]	[Valid=0 /-] [Invalid=0 /-]		
# ca_surveyed_attmp6: Was the participant contacted and willing to be surveyed?			
Information	[Type= discrete] [Format=numeric] [Range= 0-98] [Missing=*]		
Statistics [NW/ W]	[Valid=6 /-] [Invalid=2178 /-]		

# ca_surveyed_attmp6: Was the participant contacted and willing to be surveyed?			
Value	Label	Cases	Percentage
0	No, I have never had it	0	<div><div></div></div> 100.0%
1	Yes	6	
2	No	0	
3	Yes, but not sure about the exact age	0	
90	I am not sure	0	
93	Prefer not to answer	0	
95	Not had sex with this partner in the last 4 weeks	0	
98	Don't know	0	
Sysmiss		2178	
Warning: these figures indicate the number of cases found in the data file. They cannot be interpreted as summary statistics of the population of interest.			
# ca_refused_attmp6: Did the participant / parent / guardian refused participation?			
Information	[Type= discrete] [Format=numeric] [Range= 0-98] [Missing=*]		
Statistics [NW/ W]	[Valid=1 /-] [Invalid=2183 /-]		
Value	Label	Cases	Percentage
0	No, I have never had it	0	<div><div></div></div> 100.0%
1	Yes	1	
2	No	0	
3	Yes, but not sure about the exact age	0	
90	I am not sure	0	
93	Prefer not to answer	0	
95	Not had sex with this partner in the last 4 weeks	0	
98	Don't know	0	
Sysmiss		2183	
Warning: these figures indicate the number of cases found in the data file. They cannot be interpreted as summary statistics of the population of interest.			
# ca_resch_vsdate_attmp6: Reschedule next visit date			
Information	[Type= discrete] [Format=character] [Missing=*]		
Statistics [NW/ W]	[Valid=0 /-]		
# ca_fieldcomm_attmp6: Comments for Contact attempt			
Information	[Type= discrete] [Format=character] [Missing=*]		
Statistics [NW/ W]	[Valid=8 /-] [Invalid=0 /-]		
# ca_refused_by: Who refuse participation?			
Information	[Type= discrete] [Format=numeric] [Range= 1-96] [Missing=*]		
Statistics [NW/ W]	[Valid=40 /-] [Invalid=2144 /-]		
Value	Label	Cases	Percentage
1	Self	27	<div><div></div></div> 67.5%
2	Partner	0	<div><div></div></div> 25.0%
3	HH Head	1	
4	BS Owner	1	
5		10	
96	Other, specify	1	
Sysmiss		2144	
Warning: these figures indicate the number of cases found in the data file. They cannot be interpreted as summary statistics of the population of interest.			

# ca_refused_byoth: Specify other person who refused participation:			
Information	[Type= discrete] [Format=character] [Missing=*]		
Statistics [NW/ W]	[Valid=1 -/] [Invalid=0 -/]		
Value	Label	Cases	Percentage
I dont know who is she because i asked Mbalis mom and she said, she is not at home.		1	<div><div></div></div> 100.0%
Warning: these figures indicate the number of cases found in the data file. They cannot be interpreted as summary statistics of the population of interest.			
# ca_proj_handover_request: Fieldworker: Request handover of Non			
Information	[Type= discrete] [Format=numeric] [Range= 0-98] [Missing=*]		
Statistics [NW/ W]	[Valid=808 -/] [Invalid=1376 -/]		
Value	Label	Cases	Percentage
0	No, I have never had it	0	
1	Yes	72	<div><div></div></div> 8.9%
2	No	736	<div><div></div></div> 91.1%
3	Yes, but not sure about the exact age	0	
90	I am not sure	0	
93	Prefer not to answer	0	
95	Not had sex with this partner in the last 4 weeks	0	
98	Don't know	0	
Sysmiss		1376	
Warning: these figures indicate the number of cases found in the data file. They cannot be interpreted as summary statistics of the population of interest.			
# ca_proj_noncontact_reas: Select reason for non			
Information	[Type= discrete] [Format=numeric] [Range= 4-96] [Missing=*]		
Statistics [NW/ W]	[Valid=95 -/] [Invalid=2089 -/]		
Value	Label	Cases	Percentage
4	Not found after 4 attempts	14	<div><div></div></div> 14.7%
7	Temporarily away for more than 2 months	9	<div><div></div></div> 9.5%
8	Stay in currently Avoided BS/HH	1	<div><div></div></div> 1.1%
9	Outmigrated to unknown destination	10	<div><div></div></div> 10.5%
11	Out-migrated within PIPSA, but unable to visit	31	<div><div></div></div> 32.6%
12	Contacted, but unable to conduct survey after 4x contact attempts	1	<div><div></div></div> 1.1%
13	Unable to acquire parental consent after 4x contact visits	0	
96	Other, specify	29	<div><div></div></div> 30.5%
Sysmiss		2089	
Warning: these figures indicate the number of cases found in the data file. They cannot be interpreted as summary statistics of the population of interest.			
# ca_proj_noncontct_reasoth: Specify other reason for non			
Information	[Type= discrete] [Format=character] [Missing=*]		
Statistics [NW/ W]	[Valid=32 -/] [Invalid=0 -/]		
# ca_transnotes_proj: Fieldworker: Please provide narrative			
Information	[Type= discrete] [Format=character] [Missing=*]		
Statistics [NW/ W]	[Valid=99 -/]		

# ca_coordn_approval: Was this request for a Non			
Information	[Type= discrete] [Format=numeric] [Range= 1-2] [Missing=*]		
Statistics [NW/ W]	[Valid=74 /-] [Invalid=2110 /-]		
Value	Label	Cases	Percentage
1	Yes, approved	72	<div></div> 97.3%
2	No, denied	2	<div></div> 2.7%
Sysmiss		2110	
Warning: these figures indicate the number of cases found in the data file. They cannot be interpreted as summary statistics of the population of interest.			
# ca_coordn_reject_reas: Why was this request was denied?			
Information	[Type= discrete] [Format=character] [Missing=*]		
Statistics [NW/ W]	[Valid=4 /-] [Invalid=0 /-]		
# ca_premature_comp: Was this a Pre			
Information	[Type= discrete] [Format=numeric] [Range= 0-98] [Missing=*]		
Statistics [NW/ W]	[Valid=328 /-] [Invalid=1856 /-]		
Value	Label	Cases	Percentage
0	No, I have never had it	0	
1	Yes	221	<div></div> 67.4%
2	No	107	<div></div> 32.6%
3	Yes, but not sure about the exact age	0	
90	I am not sure	0	
93	Prefer not to answer	0	
95	Not had sex with this partner in the last 4 weeks	0	
98	Don't know	0	
Sysmiss		1856	
Warning: these figures indicate the number of cases found in the data file. They cannot be interpreted as summary statistics of the population of interest.			
# ca_premature_reas: Select reason for pre			
Information	[Type= discrete] [Format=numeric] [Range= 1-96] [Missing=*]		
Statistics [NW/ W]	[Valid=220 /-] [Invalid=1964 /-]		
Value	Label	Cases	Percentage
1	Reported dead?	1	<div></div> 0.5%
2	Outmigrated outside PIPSA	194	<div></div> 88.2%
96	Other, specify	25	<div></div> 11.4%
Sysmiss		1964	
Warning: these figures indicate the number of cases found in the data file. They cannot be interpreted as summary statistics of the population of interest.			
# ca_premature_reasoth: Specify other reason for pre			
Information	[Type= discrete] [Format=character] [Missing=*]		
Statistics [NW/ W]	[Valid=25 /-]		
# ca_visitdate: Visit Date			
Information	[Type= discrete] [Format=character] [Missing=*]		
Statistics [NW/ W]	[Valid=2111 /-]		

File : AHRI.DREAMS.NestedCohort.ExposureToDREAMS.2018.v1

project_id: REDCap Project Identifier

Information [Type= discrete] [Format=numeric] [Range= 319-319] [Missing=*]

Statistics [NW/ W] [Valid=2184 /-] [Invalid=0 /-]

Value	Label	Cases	Percentage
319		2184	100.0%

Warning: these figures indicate the number of cases found in the data file. They cannot be interpreted as summary statistics of the population of interest.

event_id: REDCap Event Identifier

Information [Type= discrete] [Format=numeric] [Range= 939-939] [Missing=*]

Statistics [NW/ W] [Valid=2184 /-] [Invalid=0 /-]

Value	Label	Cases	Percentage
939		2184	100.0%

Warning: these figures indicate the number of cases found in the data file. They cannot be interpreted as summary statistics of the population of interest.

cohort: Cohort Description

Information [Type= discrete] [Format=character] [Missing=*]

Statistics [NW/ W] [Valid=2184 /-] [Invalid=0 /-]

Value	Label	Cases	Percentage
Nested Cohort		2184	100.0%

Warning: these figures indicate the number of cases found in the data file. They cannot be interpreted as summary statistics of the population of interest.

round: Round Description

Information [Type= discrete] [Format=character] [Missing=*]

Statistics [NW/ W] [Valid=2184 /-] [Invalid=0 /-]

Value	Label	Cases	Percentage
Follow Up 1 - 2018		2184	100.0%

Warning: these figures indicate the number of cases found in the data file. They cannot be interpreted as summary statistics of the population of interest.

IIntId: Individual ID

Information [Type= continuous] [Format=numeric] [Range= 48-213726] [Missing=*]

Statistics [NW/ W] [Valid=2184 /-] [Invalid=0 /-] [Mean=96769.021 /-] [StdDev=45132.469 /-]

dm_aware_dreams: Have you heard of a program called 'DREAMS'?

Information [Type= discrete] [Format=numeric] [Range= 0-98] [Missing=*]

Statistics [NW/ W] [Valid=1853 /-] [Invalid=331 /-]

Value	Label	Cases	Percentage
0	No, I have never had it	0	
1	Yes	1375	74.2%
2	No	476	25.7%
3	Yes, but not sure about the exact age	0	
90	I am not sure	0	
93	Prefer not to answer	0	
95	Not had sex with this partner in the last 4 weeks	0	
98	Don't know	2	0.1%
Sysmiss		331	

Warning: these figures indicate the number of cases found in the data file. They cannot be interpreted as summary statistics of the population of interest.

File : AHRI.DREAMS.NestedCohort.ExposureToDREAMS.2018.v1

dm_source_1: From where / how did you hear about DREAMS?

Information [Type= discrete] [Format=numeric] [Range= 1-96] [Missing=*]

Statistics [NW/ W] [Valid=4 /-] [Invalid=2180 /-]

Value	Label	Cases	Percentage
1	Mass media (TV, radio, newspaper)	4	100.0%
2	Social media (web, Facebook, phone apps, email)	0	
3	Word of mouth (a friend, relative, neighbour)	0	
4	School	0	
5	A health facility	0	
6	A community-based or non-governmental organisation	0	
7	A government agency	0	
8	Community health workers	0	
9	Africa Centre roadshow	0	
96	Other	0	
Sysmiss		2180	

Warning: these figures indicate the number of cases found in the data file. They cannot be interpreted as summary statistics of the population of interest.

dm_source_3: From where / how did you hear about DREAMS?

Information [Type= discrete] [Format=numeric] [Range= 1-96] [Missing=*]

Statistics [NW/ W] [Valid=55 /-] [Invalid=2129 /-]

Value	Label	Cases	Percentage
1	Mass media (TV, radio, newspaper)	0	
2	Social media (web, Facebook, phone apps, email)	0	
3	Word of mouth (a friend, relative, neighbour)	55	100.0%
4	School	0	
5	A health facility	0	
6	A community-based or non-governmental organisation	0	
7	A government agency	0	
8	Community health workers	0	
9	Africa Centre roadshow	0	
96	Other	0	
Sysmiss		2129	

Warning: these figures indicate the number of cases found in the data file. They cannot be interpreted as summary statistics of the population of interest.

dm_source_4: From where / how did you hear about DREAMS?

Information [Type= discrete] [Format=numeric] [Range= 1-96] [Missing=*]

Statistics [NW/ W] [Valid=927 /-] [Invalid=1257 /-]

Value	Label	Cases	Percentage
1	Mass media (TV, radio, newspaper)	0	
2	Social media (web, Facebook, phone apps, email)	0	
3	Word of mouth (a friend, relative, neighbour)	0	
4	School	927	100.0%
5	A health facility	0	
6	A community-based or non-governmental organisation	0	
7	A government agency	0	

File : AHRI.DREAMS.NestedCohort.ExposureToDREAMS.2018.v1

dm_source_4: From where / how did you hear about DREAMS?

Value	Label	Cases	Percentage
8	Community health workers	0	
9	Africa Centre roadshow	0	
96	Other	0	
Sysmiss		1257	

Warning: these figures indicate the number of cases found in the data file. They cannot be interpreted as summary statistics of the population of interest.

dm_source_5: From where / how did you hear about DREAMS?

Information	[Type= discrete] [Format=numeric] [Range= 1-96] [Missing=*]
Statistics [NW/ W]	[Valid=6 /-] [Invalid=2178 /-]

Value	Label	Cases	Percentage
1	Mass media (TV, radio, newspaper)	0	
2	Social media (web, Facebook, phone apps, email)	0	
3	Word of mouth (a friend, relative, neighbour)	0	
4	School	0	
5	A health facility	6	100.0%
6	A community-based or non-governmental organisation	0	
7	A government agency	0	
8	Community health workers	0	
9	Africa Centre roadshow	0	
96	Other	0	
Sysmiss		2178	

Warning: these figures indicate the number of cases found in the data file. They cannot be interpreted as summary statistics of the population of interest.

dm_source_6: From where / how did you hear about DREAMS?

Information	[Type= discrete] [Format=numeric] [Range= 1-96] [Missing=*]
Statistics [NW/ W]	[Valid=57 /-] [Invalid=2127 /-]

Value	Label	Cases	Percentage
1	Mass media (TV, radio, newspaper)	0	
2	Social media (web, Facebook, phone apps, email)	0	
3	Word of mouth (a friend, relative, neighbour)	0	
4	School	0	
5	A health facility	0	
6	A community-based or non-governmental organisation	57	100.0%
7	A government agency	0	
8	Community health workers	0	
9	Africa Centre roadshow	0	
96	Other	0	
Sysmiss		2127	

Warning: these figures indicate the number of cases found in the data file. They cannot be interpreted as summary statistics of the population of interest.

dm_source_7: From where / how did you hear about DREAMS?

Information	[Type= discrete] [Format=numeric] [Range= 1-96] [Missing=*]
Statistics [NW/ W]	[Valid=2 /-] [Invalid=2182 /-]

File : AHRI.DREAMS.NestedCohort.ExposureToDREAMS.2018.v1

dm_source_7: From where / how did you hear about DREAMS?

Value	Label	Cases	Percentage
1	Mass media (TV, radio, newspaper)	0	
2	Social media (web, Facebook, phone apps, email)	0	
3	Word of mouth (a friend, relative, neighbour)	0	
4	School	0	
5	A health facility	0	
6	A community-based or non-governmental organisation	0	
7	A government agency	2	100.0%
8	Community health workers	0	
9	Africa Centre roadshow	0	
96	Other	0	
Sysmiss		2182	

Warning: these figures indicate the number of cases found in the data file. They cannot be interpreted as summary statistics of the population of interest.

dm_source_8: From where / how did you hear about DREAMS?

Information	[Type= discrete] [Format=numeric] [Range= 1-96] [Missing=*]		
Statistics [NW/ W]	[Valid=21 /-] [Invalid=2163 /-]		
Value	Label	Cases	Percentage
1	Mass media (TV, radio, newspaper)	0	
2	Social media (web, Facebook, phone apps, email)	0	
3	Word of mouth (a friend, relative, neighbour)	0	
4	School	0	
5	A health facility	0	
6	A community-based or non-governmental organisation	0	
7	A government agency	0	
8	Community health workers	21	100.0%
9	Africa Centre roadshow	0	
96	Other	0	
Sysmiss		2163	

Warning: these figures indicate the number of cases found in the data file. They cannot be interpreted as summary statistics of the population of interest.

dm_source_9: From where / how did you hear about DREAMS?

Information	[Type= discrete] [Format=numeric] [Range= 1-96] [Missing=*]		
Statistics [NW/ W]	[Valid=294 /-] [Invalid=1890 /-]		
Value	Label	Cases	Percentage
1	Mass media (TV, radio, newspaper)	0	
2	Social media (web, Facebook, phone apps, email)	0	
3	Word of mouth (a friend, relative, neighbour)	0	
4	School	0	
5	A health facility	0	
6	A community-based or non-governmental organisation	0	
7	A government agency	0	
8	Community health workers	0	
9	Africa Centre roadshow	294	100.0%
96	Other	0	

File : AHRI.DREAMS.NestedCohort.ExposureToDREAMS.2018.v1

dm_source_9: From where / how did you hear about DREAMS?

Value	Label	Cases	Percentage
Sysmiss		1890	

Warning: these figures indicate the number of cases found in the data file. They cannot be interpreted as summary statistics of the population of interest.

dm_source_96: From where / how did you hear about DREAMS?

Information	[Type= discrete] [Format=numeric] [Range= 1-96] [Missing=*]
Statistics [NW/ W]	[Valid=7 /-] [Invalid=2177 /-]

Value	Label	Cases	Percentage
1	Mass media (TV, radio, newspaper)	0	
2	Social media (web, Facebook, phone apps, email)	0	
3	Word of mouth (a friend, relative, neighbour)	0	
4	School	0	
5	A health facility	0	
6	A community-based or non-governmental organisation	0	
7	A government agency	0	
8	Community health workers	0	
9	Africa Centre roadshow	0	
96	Other	7	100.0%
Sysmiss		2177	

Warning: these figures indicate the number of cases found in the data file. They cannot be interpreted as summary statistics of the population of interest.

dm_source_other: Other, please specify from where / how did you hear about DREAMS?

Information	[Type= discrete] [Format=character] [Missing=*]
Statistics [NW/ W]	[Valid=7 /-] [Invalid=0 /-]

dm_invited: Have you been invited to participate in any DREAMS activity or service?

Information	[Type= discrete] [Format=numeric] [Range= 0-98] [Missing=*]
Statistics [NW/ W]	[Valid=1372 /-] [Invalid=812 /-]

Value	Label	Cases	Percentage
0	No, I have never had it	0	
1	Yes	768	56.0%
2	No	603	44.0%
3	Yes, but not sure about the exact age	0	
90	I am not sure	0	
93	Prefer not to answer	0	
95	Not had sex with this partner in the last 4 weeks	0	
98	Don't know	1	0.1%
Sysmiss		812	

Warning: these figures indicate the number of cases found in the data file. They cannot be interpreted as summary statistics of the population of interest.

dm_participated: Have you ever participated in any DREAMS activity or service?

Information	[Type= discrete] [Format=numeric] [Range= 0-98] [Missing=*]
Statistics [NW/ W]	[Valid=1365 /-] [Invalid=819 /-]

Value	Label	Cases	Percentage
0	No, I have never had it	0	
1	Yes	779	57.1%

File : AHRI.DREAMS.NestedCohort.ExposureToDREAMS.2018.v1

dm_participated: Have you ever participated in any DREAMS activity or service?

Value	Label	Cases	Percentage
2	No	586	42.9%
3	Yes, but not sure about the exact age	0	
90	I am not sure	0	
93	Prefer not to answer	0	
95	Not had sex with this partner in the last 4 weeks	0	
98	Don't know	0	
Sysmiss		819	

Warning: these figures indicate the number of cases found in the data file. They cannot be interpreted as summary statistics of the population of interest.

dm_participated_when: If yes, when did you participate?

Information	[Type= continuous] [Format=numeric] [Range= 0-2018] [Missing=*]
Statistics [NW/ W]	[Valid=1365 /-] [Invalid=819 /-] [Mean=1097.802 /-] [StdDev=1004.81 /-]

dm_experience_dreams: What experience(s) have you had with DREAMS?

Information	[Type= discrete] [Format=character] [Missing=*]
Statistics [NW/ W]	[Valid=756 /-]

dm_have_identifier: Do you have a DREAMS identifier? It could be a reference number, ID or code?

Information	[Type= discrete] [Format=numeric] [Range= 0-98] [Missing=*]
Statistics [NW/ W]	[Valid=761 /-] [Invalid=1423 /-]

Value	Label	Cases	Percentage
0	No, I have never had it	0	
1	Yes	13	1.7%
2	No	747	98.2%
3	Yes, but not sure about the exact age	0	
90	I am not sure	0	
93	Prefer not to answer	0	
95	Not had sex with this partner in the last 4 weeks	0	
98	Don't know	1	0.1%
Sysmiss		1423	

Warning: these figures indicate the number of cases found in the data file. They cannot be interpreted as summary statistics of the population of interest.

dm_lead_ques_programs1: I am going to ask you about programs for young girls. Many of them are about org

Information	[Type= discrete] [Format=numeric] [Range= 0-98] [Missing=*]
Statistics [NW/ W]	[Valid=1853 /-] [Invalid=331 /-]

Value	Label	Cases	Percentage
0	No, I have never had it	0	
1	Yes	1391	75.1%
2	No	462	24.9%
3	Yes, but not sure about the exact age	0	
90	I am not sure	0	
93	Prefer not to answer	0	
95	Not had sex with this partner in the last 4 weeks	0	
98	Don't know	0	
Sysmiss		331	

File : AHRI.DREAMS.NestedCohort.ExposureToDREAMS.2018.v1

dm_lead_ques_programs1: I am going to ask you about programs for young girls. Many of them are about org

Warning: these figures indicate the number of cases found in the data file. They cannot be interpreted as summary statistics of the population of interest.

dm_partic_safespace_prog: Did you participate in this service / program? Safe Spaces

Information [Type= discrete] [Format=numeric] [Range= 0-98] [Missing=*]

Statistics [NW/ W] [Valid=1850 /-] [Invalid=334 /-]

Value	Label	Cases	Percentage
0	No, I have never had it	0	
1	Yes	797	43.1%
2	No	1053	56.9%
3	Yes, but not sure about the exact age	0	
90	I am not sure	0	
93	Prefer not to answer	0	
95	Not had sex with this partner in the last 4 weeks	0	
98	Don't know	0	
Sysmiss		334	

Warning: these figures indicate the number of cases found in the data file. They cannot be interpreted as summary statistics of the population of interest.

dm_aware_safespace_prog: Are you aware of the following service / program? Safe Spaces for girls/young wo

Information [Type= discrete] [Format=numeric] [Range= 0-98] [Missing=*]

Statistics [NW/ W] [Valid=1050 /-] [Invalid=1134 /-]

Value	Label	Cases	Percentage
0	No, I have never had it	0	
1	Yes	473	45.0%
2	No	574	54.7%
3	Yes, but not sure about the exact age	0	
90	I am not sure	0	
93	Prefer not to answer	0	
95	Not had sex with this partner in the last 4 weeks	0	
98	Don't know	3	0.3%
Sysmiss		1134	

Warning: these figures indicate the number of cases found in the data file. They cannot be interpreted as summary statistics of the population of interest.

dm_partic_safespace_12mts: Did you participate in this service / program in the last 12 months? Safe Spaces

Information [Type= discrete] [Format=numeric] [Range= 0-98] [Missing=*]

Statistics [NW/ W] [Valid=797 /-] [Invalid=1387 /-]

Value	Label	Cases	Percentage
0	No, I have never had it	0	
1	Yes	640	80.3%
2	No	157	19.7%
3	Yes, but not sure about the exact age	0	
90	I am not sure	0	
93	Prefer not to answer	0	
95	Not had sex with this partner in the last 4 weeks	0	
98	Don't know	0	
Sysmiss		1387	

Warning: these figures indicate the number of cases found in the data file. They cannot be interpreted as summary statistics of the population of interest.

File : AHRI.DREAMS.NestedCohort.ExposureToDREAMS.2018.v1

dm_safespace_wasdreams: Was this a DREAMS service / program? Safe Spaces

Information [Type= discrete] [Format=numeric] [Range= 0-98] [Missing=*]

Statistics [NW/ W] [Valid=640 /-] [Invalid=1544 /-]

Value	Label	Cases	Percentage
0	No, I have never had it	0	
1	Yes	523	81.7%
2	No	114	17.8%
3	Yes, but not sure about the exact age	0	
90	I am not sure	0	
93	Prefer not to answer	0	
95	Not had sex with this partner in the last 4 weeks	0	
98	Don't know	3	0.5%
Sysmiss		1544	

Warning: these figures indicate the number of cases found in the data file. They cannot be interpreted as summary statistics of the population of interest.

dm_org_safespace_prog: Where / from which organisation was it provided? Safe Spaces

Information [Type= discrete] [Format=numeric] [Range= 1-98] [Missing=*]

Statistics [NW/ W] [Valid=638 /-] [Invalid=1546 /-]

Value	Label	Cases	Percentage
1	DoH	7	1.1%
2	Private Doctor	0	
3	Pharmacy	1	0.2%
4	Africa Centre / AHRI	7	1.1%
5	FHI 360	0	
6	Humana People to People South Africa (HPPSA)	6	0.9%
7	Hope International	0	
8	NACOSA	0	
9	EDI	227	35.6%
10	Ezibayeni	0	
11	Unyezi	1	0.2%
12	Isikondlakondla	223	35.0%
13	MatCH	0	
14	FPD	0	
15	AFSA	0	
16	TB/HIV Care Association	1	0.2%
17	DoE	27	4.2%
18	Mpilonhle	18	2.8%
19	Star for Life	50	7.8%
96	Other, specify	44	6.9%
98	Don't know	26	4.1%
Sysmiss		1546	

Warning: these figures indicate the number of cases found in the data file. They cannot be interpreted as summary statistics of the population of interest.

dm_org_safespace_oth: Please specify details of the other organization. Safe Spaces

Information [Type= discrete] [Format=character] [Missing=*]

Statistics [NW/ W] [Valid=2 /-] [Invalid=0 /-]

File : AHRI.DREAMS.NestedCohort.ExposureToDREAMS.2018.v1

dm_partic_mentor_prog: Did you participate in this service / program? Mentor Program

Information [Type= discrete] [Format=numeric] [Range= 0-98] [Missing=*]

Statistics [NW/ W] [Valid=1850 /-] [Invalid=334 /-]

Value	Label	Cases	Percentage
0	No, I have never had it	0	
1	Yes	529	28.6%
2	No	1321	71.4%
3	Yes, but not sure about the exact age	0	
90	I am not sure	0	
93	Prefer not to answer	0	
95	Not had sex with this partner in the last 4 weeks	0	
98	Don't know	0	
Sysmiss		334	

Warning: these figures indicate the number of cases found in the data file. They cannot be interpreted as summary statistics of the population of interest.

dm_aware_mentor_prog: Are you aware of the following service / program? Mentor Program

Information [Type= discrete] [Format=numeric] [Range= 0-98] [Missing=*]

Statistics [NW/ W] [Valid=1320 /-] [Invalid=864 /-]

Value	Label	Cases	Percentage
0	No, I have never had it	0	
1	Yes	487	36.9%
2	No	833	63.1%
3	Yes, but not sure about the exact age	0	
90	I am not sure	0	
93	Prefer not to answer	0	
95	Not had sex with this partner in the last 4 weeks	0	
98	Don't know	0	
Sysmiss		864	

Warning: these figures indicate the number of cases found in the data file. They cannot be interpreted as summary statistics of the population of interest.

dm_partic_mentor_12mts: Did you participate in this service / program in the last 12 months? Mentor Prog

Information [Type= discrete] [Format=numeric] [Range= 0-98] [Missing=*]

Statistics [NW/ W] [Valid=529 /-] [Invalid=1655 /-]

Value	Label	Cases	Percentage
0	No, I have never had it	0	
1	Yes	421	79.6%
2	No	107	20.2%
3	Yes, but not sure about the exact age	0	
90	I am not sure	0	
93	Prefer not to answer	0	
95	Not had sex with this partner in the last 4 weeks	0	
98	Don't know	1	0.2%
Sysmiss		1655	

Warning: these figures indicate the number of cases found in the data file. They cannot be interpreted as summary statistics of the population of interest.

File : AHRI.DREAMS.NestedCohort.ExposureToDREAMS.2018.v1

dm_mentor_wasdreams: Was this a DREAMS service / program? Mentor Program

Information [Type= discrete] [Format=numeric] [Range= 0-98] [Missing=*]

Statistics [NW/ W] [Valid=423 /-] [Invalid=1761 /-]

Value	Label	Cases	Percentage
0	No, I have never had it	0	
1	Yes	319	75.4%
2	No	100	23.6%
3	Yes, but not sure about the exact age	0	
90	I am not sure	0	
93	Prefer not to answer	0	
95	Not had sex with this partner in the last 4 weeks	0	
98	Don't know	4	0.9%
Sysmiss		1761	

Warning: these figures indicate the number of cases found in the data file. They cannot be interpreted as summary statistics of the population of interest.

dm_org_mentor_prog: Where / from which organisation was it provided? Mentor Program

Information [Type= discrete] [Format=numeric] [Range= 1-98] [Missing=*]

Statistics [NW/ W] [Valid=420 /-] [Invalid=1764 /-]

Value	Label	Cases	Percentage
1	DoH	7	1.7%
2	Private Doctor	0	
3	Pharmacy	0	
4	Africa Centre / AHRI	3	0.7%
5	FHI 360	0	
6	Humana People to People South Africa (HPPSA)	0	
7	Hope International	0	
8	NACOSA	0	
9	EDI	135	32.1%
10	Ezibayeni	0	
11	Unyezi	2	0.5%
12	Isikondlakondla	162	38.6%
13	MatCH	1	0.2%
14	FPD	0	
15	AFSA	0	
16	TB/HIV Care Association	0	
17	DoE	8	1.9%
18	Mpilonhle	10	2.4%
19	Star for Life	45	10.7%
96	Other, specify	38	9.0%
98	Don't know	9	2.1%
Sysmiss		1764	

Warning: these figures indicate the number of cases found in the data file. They cannot be interpreted as summary statistics of the population of interest.

dm_org_mentor_oth: Please specify details of the other organization. Mentor Program

Information [Type= discrete] [Format=character] [Missing=*]

Statistics [NW/ W] [Valid=2 /-] [Invalid=0 /-]

File : AHRI.DREAMS.NestedCohort.ExposureToDREAMS.2018.v1

dm_org_mentor_oth: Please specify details of the other organization. Mentor Program

Value	Label	Cases	Percentage
Church Organisation		1	<div></div> 50.0%
Nazareth Church		1	<div></div> 50.0%

Warning: these figures indicate the number of cases found in the data file. They cannot be interpreted as summary statistics of the population of interest.

dm_partic_socassets_prog: Did you participate in this service / program? Social Assets programs

Information	[Type= discrete] [Format=numeric] [Range= 0-98] [Missing=*]
Statistics [NW/ W]	[Valid=1851 /-] [Invalid=333 /-]

Value	Label	Cases	Percentage
0	No, I have never had it	0	
1	Yes	372	<div></div> 20.1%
2	No	1479	<div></div> 79.9%
3	Yes, but not sure about the exact age	0	
90	I am not sure	0	
93	Prefer not to answer	0	
95	Not had sex with this partner in the last 4 weeks	0	
98	Don't know	0	
Sysmiss		333	

Warning: these figures indicate the number of cases found in the data file. They cannot be interpreted as summary statistics of the population of interest.

dm_aware_socassets_prog: Are you aware of the following service / program? Social Assets programs

Information	[Type= discrete] [Format=numeric] [Range= 0-98] [Missing=*]
Statistics [NW/ W]	[Valid=1476 /-] [Invalid=708 /-]

Value	Label	Cases	Percentage
0	No, I have never had it	0	
1	Yes	373	<div></div> 25.3%
2	No	1100	<div></div> 74.5%
3	Yes, but not sure about the exact age	0	
90	I am not sure	0	
93	Prefer not to answer	0	
95	Not had sex with this partner in the last 4 weeks	0	
98	Don't know	3	<div></div> 0.2%
Sysmiss		708	

Warning: these figures indicate the number of cases found in the data file. They cannot be interpreted as summary statistics of the population of interest.

dm_partic_socassets_12mts: Did you participate in this service / program in the last 12 months? Social Asse

Information	[Type= discrete] [Format=numeric] [Range= 0-98] [Missing=*]
Statistics [NW/ W]	[Valid=371 /-] [Invalid=1813 /-]

Value	Label	Cases	Percentage
0	No, I have never had it	0	
1	Yes	282	<div></div> 76.0%
2	No	89	<div></div> 24.0%
3	Yes, but not sure about the exact age	0	
90	I am not sure	0	

File : AHRI.DREAMS.NestedCohort.ExposureToDREAMS.2018.v1

dm_partic_socassets_12mts: Did you participate in this service / program in the last 12 months? Social Asse

Value	Label	Cases	Percentage
93	Prefer not to answer	0	
95	Not had sex with this partner in the last 4 weeks	0	
98	Don't know	0	
Sysmiss		1813	

Warning: these figures indicate the number of cases found in the data file. They cannot be interpreted as summary statistics of the population of interest.

dm_socassets_wasdreams: Was this a DREAMS service / program? Social Assets programs

Information	[Type= discrete] [Format=numeric] [Range= 0-98] [Missing=*]
Statistics [NW/ W]	[Valid=284 /-] [Invalid=1900 /-]

Value	Label	Cases	Percentage
0	No, I have never had it	0	
1	Yes	252	88.7%
2	No	27	9.5%
3	Yes, but not sure about the exact age	0	
90	I am not sure	0	
93	Prefer not to answer	0	
95	Not had sex with this partner in the last 4 weeks	0	
98	Don't know	5	1.8%
Sysmiss		1900	

Warning: these figures indicate the number of cases found in the data file. They cannot be interpreted as summary statistics of the population of interest.

dm_org_socassets_prog: Where / from which organisation was it provided? Social Assets programs

Information	[Type= discrete] [Format=numeric] [Range= 1-98] [Missing=*]
Statistics [NW/ W]	[Valid=279 /-] [Invalid=1905 /-]

Value	Label	Cases	Percentage
1	DoH	0	
2	Private Doctor	0	
3	Pharmacy	0	
4	Africa Centre / AHRI	2	0.7%
5	FHI 360	0	
6	Humana People to People South Africa (HPPSA)	1	0.4%
7	Hope International	0	
8	NACOSA	0	
9	EDI	150	53.8%
10	Ezibayeni	0	
11	Unyezi	0	
12	Isikondlakondla	101	36.2%
13	MatCH	0	
14	FPD	0	
15	AFSA	0	
16	TB/HIV Care Association	0	
17	DoE	7	2.5%
18	Mpilonhle	4	1.4%
19	Star for Life	7	2.5%

File : AHRI.DREAMS.NestedCohort.ExposureToDREAMS.2018.v1

dm_org_socassets_prog: Where / from which organisation was it provided? Social Assets programs

Value	Label	Cases	Percentage
96	Other, specify	3	1.1%
98	Don't know	4	1.4%
Sysmiss		1905	

Warning: these figures indicate the number of cases found in the data file. They cannot be interpreted as summary statistics of the population of interest.

dm_org_socassets_oth: Please specify details of the other organization. Social Assets programs

Information	[Type= discrete] [Format=character] [Missing=*]
Statistics [NW/ W]	[Valid=0 /-] [Invalid=0 /-]

dm_partic_genorm_prog: Did you participate in this service / program? Gender norms

Information	[Type= discrete] [Format=numeric] [Range= 0-98] [Missing=*]
Statistics [NW/ W]	[Valid=1436 /-] [Invalid=748 /-]

Value	Label	Cases	Percentage
0	No, I have never had it	0	
1	Yes	1436	100.0%
2	No	0	
3	Yes, but not sure about the exact age	0	
90	I am not sure	0	
93	Prefer not to answer	0	
95	Not had sex with this partner in the last 4 weeks	0	
98	Don't know	0	
Sysmiss		748	

Warning: these figures indicate the number of cases found in the data file. They cannot be interpreted as summary statistics of the population of interest.

dm_aware_genorm_prog: Are you aware of the following service / program? Gender norms and Violence prev

Information	[Type= discrete] [Format=numeric] [Range= 0-98] [Missing=*]
Statistics [NW/ W]	[Valid=1434 /-] [Invalid=750 /-]

Value	Label	Cases	Percentage
0	No, I have never had it	0	
1	Yes	438	30.5%
2	No	996	69.5%
3	Yes, but not sure about the exact age	0	
90	I am not sure	0	
93	Prefer not to answer	0	
95	Not had sex with this partner in the last 4 weeks	0	
98	Don't know	0	
Sysmiss		750	

Warning: these figures indicate the number of cases found in the data file. They cannot be interpreted as summary statistics of the population of interest.


dm_partic_genorm_12mts: Did you participate in this service / program in the last 12 months? Gender norm

Information	[Type= discrete] [Format=numeric] [Range= 0-98] [Missing=*]
Statistics [NW/ W]	[Valid=416 /-] [Invalid=1768 /-]

Value	Label	Cases	Percentage
0	No, I have never had it	0	
1	Yes	318	76.4%

File : AHRI.DREAMS.NestedCohort.ExposureToDREAMS.2018.v1



dm_partic_genorm_12mts: Did you participate in this service / program in the last 12 months? Gender norm

Value	Label	Cases	Percentage
2	No	98	 23.6%
3	Yes, but not sure about the exact age	0	
90	I am not sure	0	
93	Prefer not to answer	0	
95	Not had sex with this partner in the last 4 weeks	0	
98	Don't know	0	
Sysmiss		1768	

Warning: these figures indicate the number of cases found in the data file. They cannot be interpreted as summary statistics of the population of interest.

dm_genorm_wasdreams: Was this a DREAMS service / program? Gender norms




Information	[Type= discrete] [Format=numeric] [Range= 0-98] [Missing=*]
Statistics [NW/ W]	[Valid=319 /-] [Invalid=1865 /-]

Value	Label	Cases	Percentage
0	No, I have never had it	0	
1	Yes	284	 89.0%
2	No	35	 11.0%
3	Yes, but not sure about the exact age	0	
90	I am not sure	0	
93	Prefer not to answer	0	
95	Not had sex with this partner in the last 4 weeks	0	
98	Don't know	0	
Sysmiss		1865	

Warning: these figures indicate the number of cases found in the data file. They cannot be interpreted as summary statistics of the population of interest.

dm_org_genorm_prog: Where / from which organisation was it provided? Gender norms

Information	[Type= discrete] [Format=numeric] [Range= 0-98] [Missing=*]
Statistics [NW/ W]	[Valid=2184 /-] [Invalid=0 /-]

Value	Label	Cases	Percentage
0		1867	 85.5%
1	DoH	1	0.0%
2	Private Doctor	0	
3	Pharmacy	0	
4	Africa Centre / AHRI	2	0.1%
5	FHI 360	0	
6	Humana People to People South Africa (HPPSA)	0	
7	Hope International	0	
8	NACOSA	0	
9	EDI	163	 7.5%
10	Ezibayeni	1	0.0%
11	Unyezi	2	0.1%
12	Isikondlakondla	97	 4.4%
13	MatCH	0	
14	FPD	0	
15	AFSA	0	

File : AHRI.DREAMS.NestedCohort.ExposureToDREAMS.2018.v1

dm_org_genorm_prog: Where / from which organisation was it provided? Gender norms

Value	Label	Cases	Percentage
16	TB/HIV Care Association	0	
17	DoE	20	0.9%
18	Mpilonhle	6	0.3%
19	Star for Life	11	0.5%
96	Other, specify	6	0.3%
98	Don't know	8	0.4%

Warning: these figures indicate the number of cases found in the data file. They cannot be interpreted as summary statistics of the population of interest.

dm_org_genorm_oth: Please specify details of the other organization. Gender norms

Information	[Type= discrete] [Format=character] [Missing=*]
Statistics [NW/ W]	[Valid=0 /-] [Invalid=0 /-]

dm_partic_finserv_prog: Did you participate in this service / program? Violence prevention

Information	[Type= discrete] [Format=numeric] [Range= 0-98] [Missing=*]
Statistics [NW/ W]	[Valid=1353 /-] [Invalid=831 /-]

Value	Label	Cases	Percentage
0	No, I have never had it	0	
1	Yes	364	26.9%
2	No	989	73.1%
3	Yes, but not sure about the exact age	0	
90	I am not sure	0	
93	Prefer not to answer	0	
95	Not had sex with this partner in the last 4 weeks	0	
98	Don't know	0	
Sysmiss		831	

Warning: these figures indicate the number of cases found in the data file. They cannot be interpreted as summary statistics of the population of interest.

dm_aware_finserv_prog: Are you aware of the following service / program? Violence prevention education

Information	[Type= discrete] [Format=numeric] [Range= 0-98] [Missing=*]
Statistics [NW/ W]	[Valid=986 /-] [Invalid=1198 /-]

Value	Label	Cases	Percentage
0	No, I have never had it	0	
1	Yes	398	40.4%
2	No	586	59.4%
3	Yes, but not sure about the exact age	0	
90	I am not sure	0	
93	Prefer not to answer	0	
95	Not had sex with this partner in the last 4 weeks	0	
98	Don't know	2	0.2%
Sysmiss		1198	

Warning: these figures indicate the number of cases found in the data file. They cannot be interpreted as summary statistics of the population of interest.

dm_partic_finserv_12mts: Did you participate in this service / program in the last 12 months? Violence pr

Information	[Type= discrete] [Format=numeric] [Range= 0-98] [Missing=*]
Statistics [NW/ W]	[Valid=362 /-] [Invalid=1822 /-]

File : AHRI.DREAMS.NestedCohort.ExposureToDREAMS.2018.v1

dm_partic_finserv_12mts: Did you participate in this service / program in the last 12 months? Violence pr

Value	Label	Cases	Percentage
0	No, I have never had it	0	
1	Yes	287	<div></div> 79.3%
2	No	75	<div></div> 20.7%
3	Yes, but not sure about the exact age	0	
90	I am not sure	0	
93	Prefer not to answer	0	
95	Not had sex with this partner in the last 4 weeks	0	
98	Don't know	0	
Sysmiss		1822	

Warning: these figures indicate the number of cases found in the data file. They cannot be interpreted as summary statistics of the population of interest.

dm_finserv_wasdreams: Was this a DREAMS service / program? Violence prevention

Information	[Type= discrete] [Format=numeric] [Range= 0-98] [Missing=*]
Statistics [NW/ W]	[Valid=289 /-] [Invalid=1895 /-]

Value	Label	Cases	Percentage
0	No, I have never had it	0	
1	Yes	192	<div></div> 66.4%
2	No	93	<div></div> 32.2%
3	Yes, but not sure about the exact age	0	
90	I am not sure	0	
93	Prefer not to answer	0	
95	Not had sex with this partner in the last 4 weeks	0	
98	Don't know	4	<div></div> 1.4%
Sysmiss		1895	

Warning: these figures indicate the number of cases found in the data file. They cannot be interpreted as summary statistics of the population of interest.

# dm_org_finserv_prog: Where / from which organisation was it provided? Violence prevention			
Information	[Type= discrete] [Format=numeric] [Range= 1-98] [Missing=*]		
Statistics [NW/ W]	[Valid=288 /-] [Invalid=1896 /-]		
Value	Label	Cases	Percentage
1	DoH	3	<div><div></div></div> 1.0%
2	Private Doctor	0	
3	Pharmacy	0	
4	Africa Centre / AHRI	1	<div><div></div></div> 0.3%
5	FHI 360	0	
6	Humana People to People South Africa (HPPSA)	0	
7	Hope International	0	
8	NACOSA	0	
9	EDI	122	<div><div></div></div> 42.4%
10	Ezibayeni	0	
11	Unyezi	0	
12	Isikondlakondla	92	<div><div></div></div> 31.9%
13	MatCH	0	
14	FPD	0	
15	AFSA	0	
16	TB/HIV Care Association	0	
17	DoE	52	<div><div></div></div> 18.1%
18	Mpilonhle	2	<div><div></div></div> 0.7%
19	Star for Life	3	<div><div></div></div> 1.0%
96	Other, specify	7	<div><div></div></div> 2.4%
98	Don't know	6	<div><div></div></div> 2.1%
Sysmiss		1896	
Warning: these figures indicate the number of cases found in the data file. They cannot be interpreted as summary statistics of the population of interest.			
# dm_org_finserv_oth: Please specify details of the other organization. Violence prevention			
Information	[Type= discrete] [Format=character] [Missing=*]		
Statistics [NW/ W]	[Valid=0 /-] [Invalid=0 /-]		
# dm_partic_finskill_prog: Did you participate in this service / program? Financial literacy			
Information	[Type= discrete] [Format=numeric] [Range= 0-98] [Missing=*]		
Statistics [NW/ W]	[Valid=1849 /-] [Invalid=335 /-]		
Value	Label	Cases	Percentage
0	No, I have never had it	0	
1	Yes	337	<div><div></div></div> 18.2%
2	No	1512	<div><div></div></div> 81.8%
3	Yes, but not sure about the exact age	0	
90	I am not sure	0	
93	Prefer not to answer	0	
95	Not had sex with this partner in the last 4 weeks	0	
98	Don't know	0	
Sysmiss		335	
Warning: these figures indicate the number of cases found in the data file. They cannot be interpreted as summary statistics of the population of interest.			

# dm_aware_finskill_prog: Are you aware of the following service / program? Financial literacy training			
Information	[Type= discrete] [Format=numeric] [Range= 0-98] [Missing=*]		
Statistics [NW/ W]	[Valid=1506 /-] [Invalid=678 /-]		
Value	Label	Cases	Percentage
0	No, I have never had it	0	
1	Yes	460	30.5%
2	No	1046	69.5%
3	Yes, but not sure about the exact age	0	
90	I am not sure	0	
93	Prefer not to answer	0	
95	Not had sex with this partner in the last 4 weeks	0	
98	Don't know	0	
Sysmiss		678	
Warning: these figures indicate the number of cases found in the data file. They cannot be interpreted as summary statistics of the population of interest.			
# dm_partic_finskill_12mts: Did you participate in this service / program in the last 12 months? Financial I			
Information	[Type= discrete] [Format=numeric] [Range= 0-98] [Missing=*]		
Statistics [NW/ W]	[Valid=337 /-] [Invalid=1847 /-]		
Value	Label	Cases	Percentage
0	No, I have never had it	0	
1	Yes	254	75.4%
2	No	83	24.6%
3	Yes, but not sure about the exact age	0	
90	I am not sure	0	
93	Prefer not to answer	0	
95	Not had sex with this partner in the last 4 weeks	0	
98	Don't know	0	
Sysmiss		1847	
Warning: these figures indicate the number of cases found in the data file. They cannot be interpreted as summary statistics of the population of interest.			
# dm_finskill_wasdreams: Was this a DREAMS service / program? Financial literacy			
Information	[Type= discrete] [Format=numeric] [Range= 0-98] [Missing=*]		
Statistics [NW/ W]	[Valid=254 /-] [Invalid=1930 /-]		
Value	Label	Cases	Percentage
0	No, I have never had it	0	
1	Yes	127	50.0%
2	No	127	50.0%
3	Yes, but not sure about the exact age	0	
90	I am not sure	0	
93	Prefer not to answer	0	
95	Not had sex with this partner in the last 4 weeks	0	
98	Don't know	0	
Sysmiss		1930	
Warning: these figures indicate the number of cases found in the data file. They cannot be interpreted as summary statistics of the population of interest.			
# dm_org_finskill_prog: Where / from which organisation was it provided? Financial literacy			
Information	[Type= discrete] [Format=numeric] [Range= 0-98] [Missing=*]		
Statistics [NW/ W]	[Valid=2184 /-] [Invalid=0 /-]		

# dm_org_finskill_prog: Where / from which organisation was it provided? Financial literacy			
Value	Label	Cases	Percentage
0		1931	88.4%
1	DoH	0	
2	Private Doctor	0	
3	Pharmacy	0	
4	Africa Centre / AHRI	1	0.0%
5	FHI 360	0	
6	Humana People to People South Africa (HPPSA)	0	
7	Hope International	0	
8	NACOSA	0	
9	EDI	63	2.9%
10	Ezibayeni	0	
11	Unyezi	0	
12	Isikondlakondla	37	1.7%
13	MatCH	0	
14	FPD	0	
15	AFSA	0	
16	TB/HIV Care Association	0	
17	DoE	113	5.2%
18	Mpilonhle	5	0.2%
19	Star for Life	19	0.9%
96	Other, specify	13	0.6%
98	Don't know	2	0.1%
Warning: these figures indicate the number of cases found in the data file. They cannot be interpreted as summary statistics of the population of interest.			
# dm_org_finskill_oth: Please specify details of the other organization. Financial literacy			
Information	[Type= discrete] [Format=character] [Missing=*]		
Statistics [NW/ W]	[Valid=1 /-] [Invalid=0 /-]		
Value	Label	Cases	Percentage
Nailzo		1	100.0%
Warning: these figures indicate the number of cases found in the data file. They cannot be interpreted as summary statistics of the population of interest.			
# dm_partic_parentcare_prog: Did you participate in this service / program? Local program for caregiving			
Information	[Type= discrete] [Format=numeric] [Range= 0-98] [Missing=*]		
Statistics [NW/ W]	[Valid=1850 /-] [Invalid=334 /-]		
Value	Label	Cases	Percentage
0	No, I have never had it	0	
1	Yes	603	32.6%
2	No	1247	67.4%
3	Yes, but not sure about the exact age	0	
90	I am not sure	0	
93	Prefer not to answer	0	
95	Not had sex with this partner in the last 4 weeks	0	
98	Don't know	0	
Sysmiss		334	
Warning: these figures indicate the number of cases found in the data file. They cannot be interpreted as summary statistics of the population of interest.			

# dm_aware_parentcare_prog: Are you aware of the following service / program? Local program for caregiving			
Information	[Type= discrete] [Format=numeric] [Range= 0-98] [Missing=*]		
Statistics [NW/ W]	[Valid=1243 /-] [Invalid=941 /-]		
Value	Label	Cases	Percentage
0	No, I have never had it	0	
1	Yes	390	<div><div></div></div> 31.4%
2	No	852	<div><div></div></div> 68.5%
3	Yes, but not sure about the exact age	0	
90	I am not sure	0	
93	Prefer not to answer	0	
95	Not had sex with this partner in the last 4 weeks	0	
98	Don't know	1	<div><div></div></div> 0.1%
Sysmiss		941	
Warning: these figures indicate the number of cases found in the data file. They cannot be interpreted as summary statistics of the population of interest.			
# dm_partic_parentcare_12mts: Did you participate in this service / program in the last 12 months? Local progr			
Information	[Type= discrete] [Format=numeric] [Range= 0-98] [Missing=*]		
Statistics [NW/ W]	[Valid=603 /-] [Invalid=1581 /-]		
Value	Label	Cases	Percentage
0	No, I have never had it	0	
1	Yes	517	<div><div></div></div> 85.7%
2	No	86	<div><div></div></div> 14.3%
3	Yes, but not sure about the exact age	0	
90	I am not sure	0	
93	Prefer not to answer	0	
95	Not had sex with this partner in the last 4 weeks	0	
98	Don't know	0	
Sysmiss		1581	
Warning: these figures indicate the number of cases found in the data file. They cannot be interpreted as summary statistics of the population of interest.			
# dm_parentcare_wasdreams: Was this a DREAMS service / program? Local program for caregiving			
Information	[Type= discrete] [Format=numeric] [Range= 0-98] [Missing=*]		
Statistics [NW/ W]	[Valid=519 /-] [Invalid=1665 /-]		
Value	Label	Cases	Percentage
0	No, I have never had it	0	
1	Yes	314	<div><div></div></div> 60.5%
2	No	201	<div><div></div></div> 38.7%
3	Yes, but not sure about the exact age	0	
90	I am not sure	0	
93	Prefer not to answer	0	
95	Not had sex with this partner in the last 4 weeks	0	
98	Don't know	4	<div><div></div></div> 0.8%
Sysmiss		1665	
Warning: these figures indicate the number of cases found in the data file. They cannot be interpreted as summary statistics of the population of interest.			
# dm_org_parentcare_prog: Where / from which organisation was it provided? Local program for caregiving			
Information	[Type= discrete] [Format=numeric] [Range= 1-98] [Missing=*]		
Statistics [NW/ W]	[Valid=515 /-] [Invalid=1669 /-]		

# dm_org_parentcare_prog: Where / from which organisation was it provided? Local program for caregiving			
Value	Label	Cases	Percentage
1	DoH	3	<div><div></div></div> 0.6%
2	Private Doctor	0	
3	Pharmacy	0	
4	Africa Centre / AHRI	1	<div><div></div></div> 0.2%
5	FHI 360	0	
6	Humana People to People South Africa (HPPSA)	0	
7	Hope International	0	
8	NACOSA	0	
9	EDI	141	<div><div></div></div> 27.4%
10	Ezibayeni	2	<div><div></div></div> 0.4%
11	Unyezi	1	<div><div></div></div> 0.2%
12	Isikondlakondla	124	<div><div></div></div> 24.1%
13	MatCH	1	<div><div></div></div> 0.2%
14	FPD	0	
15	AFSA	0	
16	TB/HIV Care Association	0	
17	DoE	142	<div><div></div></div> 27.6%
18	Mpilonhle	7	<div><div></div></div> 1.4%
19	Star for Life	26	<div><div></div></div> 5.0%
96	Other, specify	52	<div><div></div></div> 10.1%
98	Don't know	15	<div><div></div></div> 2.9%
Sysmiss		1669	
Warning: these figures indicate the number of cases found in the data file. They cannot be interpreted as summary statistics of the population of interest.			
# dm_org_parentcare_oth: Please specify details of the other organization. Local program for caregiving			
Information	[Type= discrete] [Format=character] [Missing=*]		
Statistics [NW/ W]	[Valid=8 /-] [Invalid=0 /-]		
# dm_partic_schooledu_prog: Did you participate in this service / program? HIV education			
Information	[Type= discrete] [Format=numeric] [Range= 0-98] [Missing=*]		
Statistics [NW/ W]	[Valid=1853 /-] [Invalid=331 /-]		
Value	Label	Cases	Percentage
0	No, I have never had it	0	
1	Yes	1604	<div><div></div></div> 86.6%
2	No	249	<div><div></div></div> 13.4%
3	Yes, but not sure about the exact age	0	
90	I am not sure	0	
93	Prefer not to answer	0	
95	Not had sex with this partner in the last 4 weeks	0	
98	Don't know	0	
Sysmiss		331	
Warning: these figures indicate the number of cases found in the data file. They cannot be interpreted as summary statistics of the population of interest.			
# dm_aware_schooledu_prog: Are you aware of the following service / program? HIV education or Life skills			
Information	[Type= discrete] [Format=numeric] [Range= 0-98] [Missing=*]		
Statistics [NW/ W]	[Valid=247 /-] [Invalid=1937 /-]		

# dm_aware_schooledu_prog: Are you aware of the following service / program? HIV education or Life skills			
Value	Label	Cases	Percentage
0	No, I have never had it	0	
1	Yes	192	<div></div> 77.7%
2	No	55	<div></div> 22.3%
3	Yes, but not sure about the exact age	0	
90	I am not sure	0	
93	Prefer not to answer	0	
95	Not had sex with this partner in the last 4 weeks	0	
98	Don't know	0	
Sysmiss		1937	
Warning: these figures indicate the number of cases found in the data file. They cannot be interpreted as summary statistics of the population of interest.			
# dm_partic_schooledu_12mts: Did you participate in this service / program in the last 12 months? HIV educati			
Information	[Type= discrete] [Format=numeric] [Range= 0-98] [Missing=*]		
Statistics [NW/ W]	[Valid=1600 /-] [Invalid=584 /-]		
Value	Label	Cases	Percentage
0	No, I have never had it	0	
1	Yes	1326	<div></div> 82.9%
2	No	274	<div></div> 17.1%
3	Yes, but not sure about the exact age	0	
90	I am not sure	0	
93	Prefer not to answer	0	
95	Not had sex with this partner in the last 4 weeks	0	
98	Don't know	0	
Sysmiss		584	
Warning: these figures indicate the number of cases found in the data file. They cannot be interpreted as summary statistics of the population of interest.			
# dm_schooledu_wasdreams: Was this a DREAMS service / program? HIV education			
Information	[Type= discrete] [Format=numeric] [Range= 0-98] [Missing=*]		
Statistics [NW/ W]	[Valid=1325 /-] [Invalid=859 /-]		
Value	Label	Cases	Percentage
0	No, I have never had it	0	
1	Yes	439	<div></div> 33.1%
2	No	880	<div></div> 66.4%
3	Yes, but not sure about the exact age	0	
90	I am not sure	0	
93	Prefer not to answer	1	<div></div> 0.1%
95	Not had sex with this partner in the last 4 weeks	0	
98	Don't know	5	<div></div> 0.4%
Sysmiss		859	
Warning: these figures indicate the number of cases found in the data file. They cannot be interpreted as summary statistics of the population of interest.			
# dm_org_schooledu_prog: Where / from which organisation was it provided? HIV education			
Information	[Type= discrete] [Format=numeric] [Range= 1-98] [Missing=*]		
Statistics [NW/ W]	[Valid=1321 /-] [Invalid=863 /-]		
Value	Label	Cases	Percentage
1	DoH	95	<div></div> 7.2%

# dm_org_schooledu_prog: Where / from which organisation was it provided? HIV education			
Value	Label	Cases	Percentage
2	Private Doctor	1	0.1%
3	Pharmacy	0	
4	Africa Centre / AHRI	43	3.3%
5	FHI 360	0	
6	Humana People to People South Africa (HPPSA)	0	
7	Hope International	0	
8	NACOSA	0	
9	EDI	49	3.7%
10	Ezibayeni	0	
11	Unyezi	1	0.1%
12	Isikondlakondla	40	3.0%
13	MatCH	0	
14	FPD	0	
15	AFSA	0	
16	TB/HIV Care Association	1	0.1%
17	DoE	1029	77.9%
18	Mpilonhle	19	1.4%
19	Star for Life	27	2.0%
96	Other, specify	4	0.3%
98	Don't know	12	0.9%
Sysmiss		863	
Warning: these figures indicate the number of cases found in the data file. They cannot be interpreted as summary statistics of the population of interest.			
# dm_org_schooledu_oth: Please specify details of the other organization. HIV education			
Information	[Type= discrete] [Format=character] [Missing=*]		
Statistics [NW/ W]	[Valid=0 /-] [Invalid=0 /-]		
# dr_lead_ques_programs2: I am going to ask you questions about the different types of HIV testing program			
Information	[Type= discrete] [Format=numeric] [Range= 0-98] [Missing=*]		
Statistics [NW/ W]	[Valid=1850 /-] [Invalid=334 /-]		
Value	Label	Cases	Percentage
0	No, I have never had it	0	
1	Yes	1729	93.5%
2	No	121	6.5%
3	Yes, but not sure about the exact age	0	
90	I am not sure	0	
93	Prefer not to answer	0	
95	Not had sex with this partner in the last 4 weeks	0	
98	Don't know	0	
Sysmiss		334	
Warning: these figures indicate the number of cases found in the data file. They cannot be interpreted as summary statistics of the population of interest.			
# dm_partic_facbase_prog: Did you participate in this service / program? Facility based (PITC, VTC): where			
Information	[Type= discrete] [Format=numeric] [Range= 0-98] [Missing=*]		
Statistics [NW/ W]	[Valid=1850 /-] [Invalid=334 /-]		

# dm_partic_facbase_prog: Did you participate in this service / program? Facility based (PITC, VTC): where			
Value	Label	Cases	Percentage
0	No, I have never had it	0	
1	Yes	970	<div><div></div></div> 52.4%
2	No	880	<div><div></div></div> 47.6%
3	Yes, but not sure about the exact age	0	
90	I am not sure	0	
93	Prefer not to answer	0	
95	Not had sex with this partner in the last 4 weeks	0	
98	Don't know	0	
Sysmiss		334	
Warning: these figures indicate the number of cases found in the data file. They cannot be interpreted as summary statistics of the population of interest.			
# dm_aware_facbase_prog: Are you aware of the following service / program? Facility based (PITC, VTC): wh			
Information	[Type= discrete] [Format=numeric] [Range= 0-98] [Missing=*]		
Statistics [NW/ W]	[Valid=877 /-] [Invalid=1307 /-]		
Value	Label	Cases	Percentage
0	No, I have never had it	0	
1	Yes	842	<div><div></div></div> 96.0%
2	No	34	<div><div></div></div> 3.9%
3	Yes, but not sure about the exact age	0	
90	I am not sure	0	
93	Prefer not to answer	0	
95	Not had sex with this partner in the last 4 weeks	0	
98	Don't know	1	<div><div></div></div> 0.1%
Sysmiss		1307	
Warning: these figures indicate the number of cases found in the data file. They cannot be interpreted as summary statistics of the population of interest.			
# dm_partic_facbase_12mts: Did you participate in this service / program in the last 12 months? Facility ba			
Information	[Type= discrete] [Format=numeric] [Range= 0-98] [Missing=*]		
Statistics [NW/ W]	[Valid=969 /-] [Invalid=1215 /-]		
Value	Label	Cases	Percentage
0	No, I have never had it	0	
1	Yes	820	<div><div></div></div> 84.6%
2	No	149	<div><div></div></div> 15.4%
3	Yes, but not sure about the exact age	0	
90	I am not sure	0	
93	Prefer not to answer	0	
95	Not had sex with this partner in the last 4 weeks	0	
98	Don't know	0	
Sysmiss		1215	
Warning: these figures indicate the number of cases found in the data file. They cannot be interpreted as summary statistics of the population of interest.			
# dm_facbase_wasdreams: Was this a DREAMS service / program? Facility based (PITC, VTC): where testing w			
Information	[Type= discrete] [Format=numeric] [Range= 0-98] [Missing=*]		
Statistics [NW/ W]	[Valid=824 /-] [Invalid=1360 /-]		
Value	Label	Cases	Percentage
0	No, I have never had it	0	

# dm_facbase_wasdreams: Was this a DREAMS service / program? Facility based (PITC, VTC): where testing w			
Value	Label	Cases	Percentage
1	Yes	206	<div><div></div></div> 25.0%
2	No	616	<div><div></div></div> 74.8%
3	Yes, but not sure about the exact age	0	
90	I am not sure	0	
93	Prefer not to answer	2	<div><div></div></div> 0.2%
95	Not had sex with this partner in the last 4 weeks	0	
98	Don't know	0	
Sysmiss		1360	
Warning: these figures indicate the number of cases found in the data file. They cannot be interpreted as summary statistics of the population of interest.			
# dm_org_facbase_prog: Where / from which organisation was it provided? Facility based (PITC, VTC): whe			
Information	[Type= discrete] [Format=numeric] [Range= 1-98] [Missing=*]		
Statistics [NW/ W]	[Valid=826 /-] [Invalid=1358 /-]		
Value	Label	Cases	Percentage
1	DoH	770	<div><div></div></div> 93.2%
2	Private Doctor	5	<div><div></div></div> 0.6%
3	Pharmacy	2	<div><div></div></div> 0.2%
4	Africa Centre / AHRI	19	<div><div></div></div> 2.3%
5	FHI 360	0	
6	Humana People to People South Africa (HPPSA)	1	<div><div></div></div> 0.1%
7	Hope International	0	
8	NACOSA	0	
9	EDI	1	<div><div></div></div> 0.1%
10	Ezibayeni	0	
11	Unyezi	0	
12	Isikondlakondla	10	<div><div></div></div> 1.2%
13	MatCH	0	
14	FPD	0	
15	AFSA	0	
16	TB/HIV Care Association	0	
17	DoE	10	<div><div></div></div> 1.2%
18	Mpilonhle	2	<div><div></div></div> 0.2%
19	Star for Life	2	<div><div></div></div> 0.2%
96	Other, specify	1	<div><div></div></div> 0.1%
98	Don't know	3	<div><div></div></div> 0.4%
Sysmiss		1358	
Warning: these figures indicate the number of cases found in the data file. They cannot be interpreted as summary statistics of the population of interest.			
# dm_org_facbase_oth: Please specify details of the other organization. Facility based (PITC, VTC): wh			
Information	[Type= discrete] [Format=character] [Missing=*]		
Statistics [NW/ W]	[Valid=0 /-] [Invalid=0 /-]		
# dm_partic_hivtest_prog: Did you participate in this service / program? Facility based HIV testing			
Information	[Type= discrete] [Format=numeric] [Range= 0-98] [Missing=*]		
Statistics [NW/ W]	[Valid=1845 /-] [Invalid=339 /-]		

# dm_partic_hivtest_prog: Did you participate in this service / program? Facility based HIV testing			
Value	Label	Cases	Percentage
0	No, I have never had it	0	
1	Yes	802	<div></div> 43.5%
2	No	1043	<div></div> 56.5%
3	Yes, but not sure about the exact age	0	
90	I am not sure	0	
93	Prefer not to answer	0	
95	Not had sex with this partner in the last 4 weeks	0	
98	Don't know	0	
Sysmiss		339	
Warning: these figures indicate the number of cases found in the data file. They cannot be interpreted as summary statistics of the population of interest.			
# dm_aware_hivtest_prog: Are you aware of the following service / program? Facility based HIV testing			
Information	[Type= discrete] [Format=numeric] [Range= 0-98] [Missing=*]		
Statistics [NW/ W]	[Valid=1041 -/] [Invalid=1143 -/]		
Value	Label	Cases	Percentage
0	No, I have never had it	0	
1	Yes	960	<div></div> 92.2%
2	No	81	<div></div> 7.8%
3	Yes, but not sure about the exact age	0	
90	I am not sure	0	
93	Prefer not to answer	0	
95	Not had sex with this partner in the last 4 weeks	0	
98	Don't know	0	
Sysmiss		1143	
Warning: these figures indicate the number of cases found in the data file. They cannot be interpreted as summary statistics of the population of interest.			
# dm_partic_hivtest_12mts: Did you participate in this service / program in the last 12 months? Facility ba			
Information	[Type= discrete] [Format=numeric] [Range= 0-98] [Missing=*]		
Statistics [NW/ W]	[Valid=800 -/] [Invalid=1384 -/]		
Value	Label	Cases	Percentage
0	No, I have never had it	0	
1	Yes	691	<div></div> 86.4%
2	No	109	<div></div> 13.6%
3	Yes, but not sure about the exact age	0	
90	I am not sure	0	
93	Prefer not to answer	0	
95	Not had sex with this partner in the last 4 weeks	0	
98	Don't know	0	
Sysmiss		1384	
Warning: these figures indicate the number of cases found in the data file. They cannot be interpreted as summary statistics of the population of interest.			
# dm_hivtest_wasdreams: Was this a DREAMS service / program? Facility based HIV testing			
Information	[Type= discrete] [Format=numeric] [Range= 0-98] [Missing=*]		
Statistics [NW/ W]	[Valid=693 -/] [Invalid=1491 -/]		
Value	Label	Cases	Percentage
0	No, I have never had it	0	

# dm_hivtest_wasdreams: Was this a DREAMS service / program? Facility based HIV testing			
Value	Label	Cases	Percentage
1	Yes	291	<div><div></div></div> 42.0%
2	No	399	<div><div></div></div> 57.6%
3	Yes, but not sure about the exact age	0	
90	I am not sure	0	
93	Prefer not to answer	1	<div><div></div></div> 0.1%
95	Not had sex with this partner in the last 4 weeks	0	
98	Don't know	2	<div><div></div></div> 0.3%
Sysmiss		1491	
Warning: these figures indicate the number of cases found in the data file. They cannot be interpreted as summary statistics of the population of interest.			
# dm_org_hivtest_prog: Where / from which organisation was it provided? Facility based HIV testing			
Information	[Type= discrete] [Format=numeric] [Range= 1-98] [Missing=*]		
Statistics [NW/ W]	[Valid=692 /-] [Invalid=1492 /-]		
Value	Label	Cases	Percentage
1	DoH	54	<div><div></div></div> 7.8%
2	Private Doctor	2	<div><div></div></div> 0.3%
3	Pharmacy	0	
4	Africa Centre / AHRI	544	<div><div></div></div> 78.6%
5	FHI 360	2	<div><div></div></div> 0.3%
6	Humana People to People South Africa (HPPSA)	3	<div><div></div></div> 0.4%
7	Hope International	0	
8	NACOSA	0	
9	EDI	13	<div><div></div></div> 1.9%
10	Ezibayeni	0	
11	Unyezi	0	
12	Isikondlakondla	29	<div><div></div></div> 4.2%
13	MatCH	2	<div><div></div></div> 0.3%
14	FPD	0	
15	AFSA	0	
16	TB/HIV Care Association	1	<div><div></div></div> 0.1%
17	DoE	4	<div><div></div></div> 0.6%
18	Mpilonhle	21	<div><div></div></div> 3.0%
19	Star for Life	0	
96	Other, specify	7	<div><div></div></div> 1.0%
98	Don't know	10	<div><div></div></div> 1.4%
Sysmiss		1492	
Warning: these figures indicate the number of cases found in the data file. They cannot be interpreted as summary statistics of the population of interest.			
# dm_org_hivtest_oth: Please specify details of the other organization. Facility based HIV testing			
Information	[Type= discrete] [Format=character] [Missing=*]		
Statistics [NW/ W]	[Valid=1 /-] [Invalid=0 /-]		
Value	Label	Cases	Percentage
At home by family member		1	<div><div></div></div> 100.0%
Warning: these figures indicate the number of cases found in the data file. They cannot be interpreted as summary statistics of the population of interest.			

# dm_partic_partest_prog: Did you participate in this service / program? Partner testing			
Information	[Type= discrete] [Format=numeric] [Range= 0-98] [Missing=*]		
Statistics [NW/ W]	[Valid=1846 /-] [Invalid=338 /-]		
Value	Label	Cases	Percentage
0	No, I have never had it	0	
1	Yes	162	8.8%
2	No	1684	91.2%
3	Yes, but not sure about the exact age	0	
90	I am not sure	0	
93	Prefer not to answer	0	
95	Not had sex with this partner in the last 4 weeks	0	
98	Don't know	0	
Sysmiss		338	
Warning: these figures indicate the number of cases found in the data file. They cannot be interpreted as summary statistics of the population of interest.			
# dm_aware_partest_prog: Are you aware of the following service / program? Partner testing			
Information	[Type= discrete] [Format=numeric] [Range= 0-98] [Missing=*]		
Statistics [NW/ W]	[Valid=1682 /-] [Invalid=502 /-]		
Value	Label	Cases	Percentage
0	No, I have never had it	0	
1	Yes	1186	70.5%
2	No	495	29.4%
3	Yes, but not sure about the exact age	0	
90	I am not sure	0	
93	Prefer not to answer	0	
95	Not had sex with this partner in the last 4 weeks	0	
98	Don't know	1	0.1%
Sysmiss		502	
Warning: these figures indicate the number of cases found in the data file. They cannot be interpreted as summary statistics of the population of interest.			
# dm_partic_partest_12mts: Did you participate in this service / program in the last 12 months? Partner tes			
Information	[Type= discrete] [Format=numeric] [Range= 0-98] [Missing=*]		
Statistics [NW/ W]	[Valid=163 /-] [Invalid=2021 /-]		
Value	Label	Cases	Percentage
0	No, I have never had it	0	
1	Yes	110	67.5%
2	No	53	32.5%
3	Yes, but not sure about the exact age	0	
90	I am not sure	0	
93	Prefer not to answer	0	
95	Not had sex with this partner in the last 4 weeks	0	
98	Don't know	0	
Sysmiss		2021	
Warning: these figures indicate the number of cases found in the data file. They cannot be interpreted as summary statistics of the population of interest.			
# dm_partest_wasdreams: Was this a DREAMS service / program? Partner testing			
Information	[Type= discrete] [Format=numeric] [Range= 0-98] [Missing=*]		
Statistics [NW/ W]	[Valid=112 /-] [Invalid=2072 /-]		

# dm_partest_wasdreams: Was this a DREAMS service / program? Partner testing			
Value	Label	Cases	Percentage
0	No, I have never had it	0	
1	Yes	34	<div></div> 30.4%
2	No	77	<div></div> 68.8%
3	Yes, but not sure about the exact age	0	
90	I am not sure	0	
93	Prefer not to answer	0	
95	Not had sex with this partner in the last 4 weeks	0	
98	Don't know	1	<div></div> 0.9%
Sysmiss		2072	
Warning: these figures indicate the number of cases found in the data file. They cannot be interpreted as summary statistics of the population of interest.			
# dm_org_partest_prog: Where / from which organisation was it provided? Partner testing			
Information	[Type= discrete] [Format=numeric] [Range= 1-98] [Missing=*]		
Statistics [NW/ W]	[Valid=111 /-] [Invalid=2073 /-]		
Value	Label	Cases	Percentage
1	DoH	94	<div></div> 84.7%
2	Private Doctor	3	<div></div> 2.7%
3	Pharmacy	3	<div></div> 2.7%
4	Africa Centre / AHRI	6	<div></div> 5.4%
5	FHI 360	0	
6	Humana People to People South Africa (HPPSA)	0	
7	Hope International	0	
8	NACOSA	0	
9	EDI	0	
10	Ezibayeni	0	
11	Unyezi	0	
12	Isikondlakondla	1	<div></div> 0.9%
13	MatCH	0	
14	FPD	0	
15	AFSA	0	
16	TB/HIV Care Association	0	
17	DoE	2	<div></div> 1.8%
18	Mpilonhle	0	
19	Star for Life	0	
96	Other, specify	0	
98	Don't know	2	<div></div> 1.8%
Sysmiss		2073	
Warning: these figures indicate the number of cases found in the data file. They cannot be interpreted as summary statistics of the population of interest.			
# dm_org_partest_oth: Please specify details of the other organization. Partner testing			
Information	[Type= discrete] [Format=character] [Missing=*]		
Statistics [NW/ W]	[Valid=0 /-] [Invalid=0 /-]		
# dm_partic_selftest_prog: Did you participate in this service / program? HIV Self testing			
Information	[Type= discrete] [Format=numeric] [Range= 0-98] [Missing=*]		
Statistics [NW/ W]	[Valid=1847 /-] [Invalid=337 /-]		

# dm_partic_selftest_prog: Did you participate in this service / program? HIV Self testing			
Value	Label	Cases	Percentage
0	No, I have never had it	0	
1	Yes	59	3.2%
2	No	1788	96.8%
3	Yes, but not sure about the exact age	0	
90	I am not sure	0	
93	Prefer not to answer	0	
95	Not had sex with this partner in the last 4 weeks	0	
98	Don't know	0	
Sysmiss		337	
Warning: these figures indicate the number of cases found in the data file. They cannot be interpreted as summary statistics of the population of interest.			
# dm_aware_selftest_prog: Are you aware of the following service / program? HIV Self testing			
Information	[Type= discrete] [Format=numeric] [Range= 0-98] [Missing=*]		
Statistics [NW/ W]	[Valid=1785 /-] [Invalid=399 /-]		
Value	Label	Cases	Percentage
0	No, I have never had it	0	
1	Yes	626	35.1%
2	No	1155	64.7%
3	Yes, but not sure about the exact age	0	
90	I am not sure	0	
93	Prefer not to answer	0	
95	Not had sex with this partner in the last 4 weeks	0	
98	Don't know	4	0.2%
Sysmiss		399	
Warning: these figures indicate the number of cases found in the data file. They cannot be interpreted as summary statistics of the population of interest.			
# dm_partic_selftest_12mts: Did you participate in this service / program in the last 12 months? HIV Self te			
Information	[Type= discrete] [Format=numeric] [Range= 0-98] [Missing=*]		
Statistics [NW/ W]	[Valid=59 /-] [Invalid=2125 /-]		
Value	Label	Cases	Percentage
0	No, I have never had it	0	
1	Yes	28	47.5%
2	No	31	52.5%
3	Yes, but not sure about the exact age	0	
90	I am not sure	0	
93	Prefer not to answer	0	
95	Not had sex with this partner in the last 4 weeks	0	
98	Don't know	0	
Sysmiss		2125	
Warning: these figures indicate the number of cases found in the data file. They cannot be interpreted as summary statistics of the population of interest.			
# dm_selftest_wasdreams: Was this a DREAMS service / program? HIV Self testing			
Information	[Type= discrete] [Format=numeric] [Range= 0-98] [Missing=*]		
Statistics [NW/ W]	[Valid=30 /-] [Invalid=2154 /-]		
Value	Label	Cases	Percentage
0	No, I have never had it	0	

# dm_selftest_wasdreams: Was this a DREAMS service / program? HIV Self testing			
Value	Label	Cases	Percentage
1	Yes	13	<div><div></div></div> 43.3%
2	No	16	<div><div></div></div> 53.3%
3	Yes, but not sure about the exact age	0	
90	I am not sure	0	
93	Prefer not to answer	1	<div><div></div></div> 3.3%
95	Not had sex with this partner in the last 4 weeks	0	
98	Don't know	0	
Sysmiss		2154	
Warning: these figures indicate the number of cases found in the data file. They cannot be interpreted as summary statistics of the population of interest.			
# dm_org_selftest_prog: Where / from which organisation was it provided? HIV Self testing			
Information	[Type= discrete] [Format=numeric] [Range= 1-98] [Missing=*]		
Statistics [NW/ W]	[Valid=29 /-] [Invalid=2155 /-]		
Value	Label	Cases	Percentage
1	DoH	11	<div><div></div></div> 37.9%
2	Private Doctor	1	<div><div></div></div> 3.4%
3	Pharmacy	11	<div><div></div></div> 37.9%
4	Africa Centre / AHRI	0	
5	FHI 360	0	
6	Humana People to People South Africa (HPPSA)	0	
7	Hope International	0	
8	NACOSA	0	
9	EDI	1	<div><div></div></div> 3.4%
10	Ezibayeni	0	
11	Unyezi	0	
12	Isikondlakondla	0	
13	MatCH	0	
14	FPD	0	
15	AFSA	0	
16	TB/HIV Care Association	0	
17	DoE	1	<div><div></div></div> 3.4%
18	Mpilonhle	0	
19	Star for Life	0	
96	Other, specify	1	<div><div></div></div> 3.4%
98	Don't know	3	<div><div></div></div> 10.3%
Sysmiss		2155	
Warning: these figures indicate the number of cases found in the data file. They cannot be interpreted as summary statistics of the population of interest.			
# dm_org_selftest_oth: Please specify details of the other organization. HIV Self testing			
Information	[Type= discrete] [Format=character] [Missing=*]		
Statistics [NW/ W]	[Valid=0 /-] [Invalid=0 /-]		
# dm_partic_condprov_prog: Did you participate in this service / program? Condom provision			
Information	[Type= discrete] [Format=numeric] [Range= 0-98] [Missing=*]		
Statistics [NW/ W]	[Valid=1848 /-] [Invalid=336 /-]		

# dm_partic_condprov_prog: Did you participate in this service / program? Condom provision			
Value	Label	Cases	Percentage
0	No, I have never had it	0	
1	Yes	395	<div><div></div></div> 21.4%
2	No	1452	<div><div></div></div> 78.6%
3	Yes, but not sure about the exact age	0	
90	I am not sure	0	
93	Prefer not to answer	1	0.1%
95	Not had sex with this partner in the last 4 weeks	0	
98	Don't know	0	
Sysmiss		336	
Warning: these figures indicate the number of cases found in the data file. They cannot be interpreted as summary statistics of the population of interest.			
# dm_aware_condprov_prog: Are you aware of the following service / program? Condom provision			
Information	[Type= discrete] [Format=numeric] [Range= 0-98] [Missing=*]		
Statistics [NW/ W]	[Valid=1448 /-] [Invalid=736 /-]		
Value	Label	Cases	Percentage
0	No, I have never had it	0	
1	Yes	1193	<div><div></div></div> 82.4%
2	No	253	<div><div></div></div> 17.5%
3	Yes, but not sure about the exact age	0	
90	I am not sure	0	
93	Prefer not to answer	0	
95	Not had sex with this partner in the last 4 weeks	0	
98	Don't know	2	0.1%
Sysmiss		736	
Warning: these figures indicate the number of cases found in the data file. They cannot be interpreted as summary statistics of the population of interest.			
# dm_partic_condprov_12mts: Did you participate in this service / program in the last 12 months? Condom prov			
Information	[Type= discrete] [Format=numeric] [Range= 0-98] [Missing=*]		
Statistics [NW/ W]	[Valid=394 /-] [Invalid=1790 /-]		
Value	Label	Cases	Percentage
0	No, I have never had it	0	
1	Yes	282	<div><div></div></div> 71.6%
2	No	112	<div><div></div></div> 28.4%
3	Yes, but not sure about the exact age	0	
90	I am not sure	0	
93	Prefer not to answer	0	
95	Not had sex with this partner in the last 4 weeks	0	
98	Don't know	0	
Sysmiss		1790	
Warning: these figures indicate the number of cases found in the data file. They cannot be interpreted as summary statistics of the population of interest.			
# dm_condprov_wasdreams: Was this a DREAMS service / program? Condom provision			
Information	[Type= discrete] [Format=numeric] [Range= 0-98] [Missing=*]		
Statistics [NW/ W]	[Valid=287 /-] [Invalid=1897 /-]		
Value	Label	Cases	Percentage
0	No, I have never had it	0	

dm_condprov_wasdreams: Was this a DREAMS service / program? Condom provision

Value	Label	Cases	Percentage
1	Yes	56	<div><div></div></div> 19.5%
2	No	230	<div><div></div></div> 80.1%
3	Yes, but not sure about the exact age	0	
90	I am not sure	0	
93	Prefer not to answer	1	<div><div></div></div> 0.3%
95	Not had sex with this partner in the last 4 weeks	0	
98	Don't know	0	
Sysmiss		1897	

Warning: these figures indicate the number of cases found in the data file. They cannot be interpreted as summary statistics of the population of interest.

dm_org_condprov_prog: Where / from which organisation was it provided? Condom provision

Information	[Type= discrete] [Format=numeric] [Range= 1-98] [Missing=*]
Statistics [NW/ W]	[Valid=289 /-] [Invalid=1895 /-]

Value	Label	Cases	Percentage
1	DoH	253	<div><div></div></div> 87.5%
2	Private Doctor	0	
3	Pharmacy	5	<div><div></div></div> 1.7%
4	Africa Centre / AHRI	7	<div><div></div></div> 2.4%
5	FHI 360	0	
6	Humana People to People South Africa (HPPSA)	0	
7	Hope International	0	
8	NACOSA	0	
9	EDI	3	<div><div></div></div> 1.0%
10	Ezibayeni	0	
11	Unyezi	0	
12	Isikondlakondla	4	<div><div></div></div> 1.4%
13	MatCH	0	
14	FPD	0	
15	AFSA	0	
16	TB/HIV Care Association	1	<div><div></div></div> 0.3%
17	DoE	7	<div><div></div></div> 2.4%
18	Mpilonhle	1	<div><div></div></div> 0.3%
19	Star for Life	0	
96	Other, specify	2	<div><div></div></div> 0.7%
98	Don't know	6	<div><div></div></div> 2.1%
Sysmiss		1895	

Warning: these figures indicate the number of cases found in the data file. They cannot be interpreted as summary statistics of the population of interest.

# dm_org_condprov_oth: Please specify details of the other organization. Condom provision			
Information	[Type= discrete] [Format=character] [Missing=*]		
Statistics [NW/ W]	[Valid=0 /-] [Invalid=0 /-]		
# dm_partic_democond_prog: Are you aware of the following service / program? Condom promotion / demonstrati			
Information	[Type= discrete] [Format=numeric] [Range= 0-98] [Missing=*]		
Statistics [NW/ W]	[Valid=1851 /-] [Invalid=333 /-]		
Value	Label	Cases	Percentage
0	No, I have never had it	0	
1	Yes	424	<div><div></div></div> 22.9%
2	No	1427	<div><div></div></div> 77.1%
3	Yes, but not sure about the exact age	0	
90	I am not sure	0	
93	Prefer not to answer	0	
95	Not had sex with this partner in the last 4 weeks	0	
98	Don't know	0	
Sysmiss		333	
Warning: these figures indicate the number of cases found in the data file. They cannot be interpreted as summary statistics of the population of interest.			
# dm_aware_democond_prog: Did you participate in this service / program? Condom promotion / demonstration			
Information	[Type= discrete] [Format=numeric] [Range= 0-98] [Missing=*]		
Statistics [NW/ W]	[Valid=1424 /-] [Invalid=760 /-]		
Value	Label	Cases	Percentage
0	No, I have never had it	0	
1	Yes	704	<div><div></div></div> 49.4%
2	No	712	<div><div></div></div> 50.0%
3	Yes, but not sure about the exact age	0	
90	I am not sure	0	
93	Prefer not to answer	0	
95	Not had sex with this partner in the last 4 weeks	0	
98	Don't know	8	<div><div></div></div> 0.6%
Sysmiss		760	
Warning: these figures indicate the number of cases found in the data file. They cannot be interpreted as summary statistics of the population of interest.			
# dm_partic_democond_12mts: Did you participate in this service / program in the last 12 months? Condom prom			
Information	[Type= discrete] [Format=numeric] [Range= 0-98] [Missing=*]		
Statistics [NW/ W]	[Valid=424 /-] [Invalid=1760 /-]		
Value	Label	Cases	Percentage
0	No, I have never had it	0	
1	Yes	319	<div><div></div></div> 75.2%
2	No	105	<div><div></div></div> 24.8%
3	Yes, but not sure about the exact age	0	
90	I am not sure	0	
93	Prefer not to answer	0	
95	Not had sex with this partner in the last 4 weeks	0	
98	Don't know	0	
Sysmiss		1760	
Warning: these figures indicate the number of cases found in the data file. They cannot be interpreted as summary statistics of the population of interest.			

# dm_democond_wasdreams: Was this a DREAMS service / program? Condom promotion / demonstration			
Information	[Type= discrete] [Format=numeric] [Range= 0-98] [Missing=*]		
Statistics [NW/ W]	[Valid=313 /-] [Invalid=1871 /-]		
Value	Label	Cases	Percentage
0	No, I have never had it	0	
1	Yes	117	37.4%
2	No	192	61.3%
3	Yes, but not sure about the exact age	0	
90	I am not sure	0	
93	Prefer not to answer	2	0.6%
95	Not had sex with this partner in the last 4 weeks	0	
98	Don't know	2	0.6%
Sysmiss		1871	
Warning: these figures indicate the number of cases found in the data file. They cannot be interpreted as summary statistics of the population of interest.			
# dm_org_democond_prog: Where / from which organisation was it provided? Condom promotion / demonstratio			
Information	[Type= discrete] [Format=numeric] [Range= 1-98] [Missing=*]		
Statistics [NW/ W]	[Valid=310 /-] [Invalid=1874 /-]		
Value	Label	Cases	Percentage
1	DoH	184	59.4%
2	Private Doctor	2	0.6%
3	Pharmacy	0	
4	Africa Centre / AHRI	8	2.6%
5	FHI 360	0	
6	Humana People to People South Africa (HPPSA)	0	
7	Hope International	0	
8	NACOSA	0	
9	EDI	13	4.2%
10	Ezibayeni	0	
11	Unyezi	0	
12	Isikondlakondla	19	6.1%
13	MatCH	0	
14	FPD	0	
15	AFSA	0	
16	TB/HIV Care Association	1	0.3%
17	DoE	53	17.1%
18	Mpilonhle	4	1.3%
19	Star for Life	14	4.5%
96	Other, specify	2	0.6%
98	Don't know	10	3.2%
Sysmiss		1874	
Warning: these figures indicate the number of cases found in the data file. They cannot be interpreted as summary statistics of the population of interest.			
# dm_org_democond_oth: Please specify details of the other organization. Condom promotion / demonstrati			
Information	[Type= discrete] [Format=character] [Missing=*]		
Statistics [NW/ W]	[Valid=0 /-] [Invalid=0 /-]		

# dm_partic_adolfriend_prog: Did you participate in this service / program? Adolescent friendly services			
Information	[Type= discrete] [Format=numeric] [Range= 0-98] [Missing=*]		
Statistics [NW/ W]	[Valid=1848 /-] [Invalid=336 /-]		
Value	Label	Cases	Percentage
0	No, I have never had it	0	
1	Yes	375	<div><div></div></div> 20.3%
2	No	1473	<div><div></div></div> 79.7%
3	Yes, but not sure about the exact age	0	
90	I am not sure	0	
93	Prefer not to answer	0	
95	Not had sex with this partner in the last 4 weeks	0	
98	Don't know	0	
Sysmiss		336	
Warning: these figures indicate the number of cases found in the data file. They cannot be interpreted as summary statistics of the population of interest.			
# dm_aware_adolfriend_prog: Are you aware of the following service / program? Adolescent friendly services			
Information	[Type= discrete] [Format=numeric] [Range= 0-98] [Missing=*]		
Statistics [NW/ W]	[Valid=1471 /-] [Invalid=713 /-]		
Value	Label	Cases	Percentage
0	No, I have never had it	0	
1	Yes	1007	<div><div></div></div> 68.5%
2	No	463	<div><div></div></div> 31.5%
3	Yes, but not sure about the exact age	0	
90	I am not sure	0	
93	Prefer not to answer	0	
95	Not had sex with this partner in the last 4 weeks	0	
98	Don't know	1	<div><div></div></div> 0.1%
Sysmiss		713	
Warning: these figures indicate the number of cases found in the data file. They cannot be interpreted as summary statistics of the population of interest.			
# dm_partic_adolfriend_12mts: Did you participate in this service / program in the last 12 months? Adolescent			
Information	[Type= discrete] [Format=numeric] [Range= 0-98] [Missing=*]		
Statistics [NW/ W]	[Valid=375 /-] [Invalid=1809 /-]		
Value	Label	Cases	Percentage
0	No, I have never had it	0	
1	Yes	228	<div><div></div></div> 60.8%
2	No	147	<div><div></div></div> 39.2%
3	Yes, but not sure about the exact age	0	
90	I am not sure	0	
93	Prefer not to answer	0	
95	Not had sex with this partner in the last 4 weeks	0	
98	Don't know	0	
Sysmiss		1809	
Warning: these figures indicate the number of cases found in the data file. They cannot be interpreted as summary statistics of the population of interest.			
# dm_adolfriend_wasdreams: Was this a DREAMS service / program? Adolescent friendly services			
Information	[Type= discrete] [Format=numeric] [Range= 0-98] [Missing=*]		
Statistics [NW/ W]	[Valid=231 /-] [Invalid=1953 /-]		

# dm_adolfriend_wasdreams: Was this a DREAMS service / program? Adolescent friendly services			
Value	Label	Cases	Percentage
0	No, I have never had it	0	
1	Yes	84	<div><div></div></div> 36.4%
2	No	145	<div><div></div></div> 62.8%
3	Yes, but not sure about the exact age	0	
90	I am not sure	0	
93	Prefer not to answer	0	
95	Not had sex with this partner in the last 4 weeks	0	
98	Don't know	2	<div><div></div></div> 0.9%
Sysmiss		1953	
Warning: these figures indicate the number of cases found in the data file. They cannot be interpreted as summary statistics of the population of interest.			
# dm_org_adolfriend_prog: Where / from which organisation was it provided? Adolescent friendly services			
Information	[Type= discrete] [Format=numeric] [Range= 1-98] [Missing=*]		
Statistics [NW/ W]	[Valid=232 /-] [Invalid=1952 /-]		
Value	Label	Cases	Percentage
1	DoH	212	<div><div></div></div> 91.4%
2	Private Doctor	0	
3	Pharmacy	0	
4	Africa Centre / AHRI	1	<div><div></div></div> 0.4%
5	FHI 360	0	
6	Humana People to People South Africa (HPPSA)	0	
7	Hope International	0	
8	NACOSA	0	
9	EDI	1	<div><div></div></div> 0.4%
10	Ezibayeni	0	
11	Unyezi	0	
12	Isikondlakondla	1	<div><div></div></div> 0.4%
13	MatCH	0	
14	FPD	0	
15	AFSA	0	
16	TB/HIV Care Association	0	
17	DoE	15	<div><div></div></div> 6.5%
18	Mpilonhle	0	
19	Star for Life	1	<div><div></div></div> 0.4%
96	Other, specify	0	
98	Don't know	1	<div><div></div></div> 0.4%
Sysmiss		1952	
Warning: these figures indicate the number of cases found in the data file. They cannot be interpreted as summary statistics of the population of interest.			
# dm_org_adolfriend_oth: Please specify details of the other organization. Adolescent friendly services			
Information	[Type= discrete] [Format=character] [Missing=*]		
Statistics [NW/ W]	[Valid=0 /-] [Invalid=0 /-]		
# dm_partic_counsl_prov_prog: Did you participate in this service / program? Contraception / family planning			
Information	[Type= discrete] [Format=numeric] [Range= 0-98] [Missing=*]		
Statistics [NW/ W]	[Valid=1845 /-] [Invalid=339 /-]		

# dm_partic_counsl_prov_prog: Did you participate in this service / program? Contraception / family planning			
Value	Label	Cases	Percentage
0	No, I have never had it	0	
1	Yes	453	<div></div> 24.6%
2	No	1392	<div></div> 75.4%
3	Yes, but not sure about the exact age	0	
90	I am not sure	0	
93	Prefer not to answer	0	
95	Not had sex with this partner in the last 4 weeks	0	
98	Don't know	0	
Sysmiss		339	
Warning: these figures indicate the number of cases found in the data file. They cannot be interpreted as summary statistics of the population of interest.			
# dm_aware_counsl_prov_prog: Are you aware of the following service / program? Counselling and provision of c			
Information	[Type= discrete] [Format=numeric] [Range= 0-98] [Missing=*]		
Statistics [NW/ W]	[Valid=1391 /-] [Invalid=793 /-]		
Value	Label	Cases	Percentage
0	No, I have never had it	0	
1	Yes	1169	<div></div> 84.0%
2	No	222	<div></div> 16.0%
3	Yes, but not sure about the exact age	0	
90	I am not sure	0	
93	Prefer not to answer	0	
95	Not had sex with this partner in the last 4 weeks	0	
98	Don't know	0	
Sysmiss		793	
Warning: these figures indicate the number of cases found in the data file. They cannot be interpreted as summary statistics of the population of interest.			
# dm_partic_counsl_prv_12mts: Did you participate in this service / program in the last 12 months? Contracepti			
Information	[Type= discrete] [Format=numeric] [Range= 0-98] [Missing=*]		
Statistics [NW/ W]	[Valid=452 /-] [Invalid=1732 /-]		
Value	Label	Cases	Percentage
0	No, I have never had it	0	
1	Yes	372	<div></div> 82.3%
2	No	80	<div></div> 17.7%
3	Yes, but not sure about the exact age	0	
90	I am not sure	0	
93	Prefer not to answer	0	
95	Not had sex with this partner in the last 4 weeks	0	
98	Don't know	0	
Sysmiss		1732	
Warning: these figures indicate the number of cases found in the data file. They cannot be interpreted as summary statistics of the population of interest.			
# dm_counsl_prov_wasdreams: Was this a DREAMS service / program? Contraception / family planning			
Information	[Type= discrete] [Format=numeric] [Range= 0-98] [Missing=*]		
Statistics [NW/ W]	[Valid=374 /-] [Invalid=1810 /-]		
Value	Label	Cases	Percentage
0	No, I have never had it	0	

# dm_counsl_prov_wasdreams: Was this a DREAMS service / program? Contraception / family planning			
Value	Label	Cases	Percentage
1	Yes	68	<div><div></div></div> 18.2%
2	No	304	<div><div></div></div> 81.3%
3	Yes, but not sure about the exact age	0	
90	I am not sure	0	
93	Prefer not to answer	0	
95	Not had sex with this partner in the last 4 weeks	0	
98	Don't know	2	<div><div></div></div> 0.5%
Sysmiss		1810	
Warning: these figures indicate the number of cases found in the data file. They cannot be interpreted as summary statistics of the population of interest.			
# dm_org_counsl_prov_prog: Where / from which organisation was it provided? Contraception / family planning			
Information	[Type= discrete] [Format=numeric] [Range= 1-98] [Missing=*]		
Statistics [NW/ W]	[Valid=374 /-] [Invalid=1810 /-]		
Value	Label	Cases	Percentage
1	DoH	301	<div><div></div></div> 80.5%
2	Private Doctor	2	<div><div></div></div> 0.5%
3	Pharmacy	0	
4	Africa Centre / AHRI	1	<div><div></div></div> 0.3%
5	FHI 360	0	
6	Humana People to People South Africa (HPPSA)	0	
7	Hope International	0	
8	NACOSA	0	
9	EDI	1	<div><div></div></div> 0.3%
10	Ezibayeni	0	
11	Unyezi	0	
12	Isikondlakondla	16	<div><div></div></div> 4.3%
13	MatCH	0	
14	FPD	0	
15	AFSA	0	
16	TB/HIV Care Association	1	<div><div></div></div> 0.3%
17	DoE	45	<div><div></div></div> 12.0%
18	Mpilonhle	0	
19	Star for Life	4	<div><div></div></div> 1.1%
96	Other, specify	2	<div><div></div></div> 0.5%
98	Don't know	1	<div><div></div></div> 0.3%
Sysmiss		1810	
Warning: these figures indicate the number of cases found in the data file. They cannot be interpreted as summary statistics of the population of interest.			
# dm_org_counsl_prov_oth: Please specify details of the other organization. Contraception / family plannin			
Information	[Type= discrete] [Format=character] [Missing=*]		
Statistics [NW/ W]	[Valid=1 /-] [Invalid=0 /-]		
Value	Label	Cases	Percentage
YOYO		1	<div><div></div></div> 100.0%
Warning: these figures indicate the number of cases found in the data file. They cannot be interpreted as summary statistics of the population of interest.			

# dm_partic_stiserv_prog: Did you participate in this service / program? STI screening and treatment			
Information	[Type= discrete] [Format=numeric] [Range= 0-98] [Missing=*]		
Statistics [NW/ W]	[Valid=1852 /-] [Invalid=332 /-]		
Value	Label	Cases	Percentage
0	No, I have never had it	0	
1	Yes	158	<div><div></div></div> 8.5%
2	No	1694	<div><div></div></div> 91.5%
3	Yes, but not sure about the exact age	0	
90	I am not sure	0	
93	Prefer not to answer	0	
95	Not had sex with this partner in the last 4 weeks	0	
98	Don't know	0	
Sysmiss		332	
Warning: these figures indicate the number of cases found in the data file. They cannot be interpreted as summary statistics of the population of interest.			
# dm_aware_stiserv_prog: Are you aware of the following service / program? STI screening and treatment			
Information	[Type= discrete] [Format=numeric] [Range= 0-98] [Missing=*]		
Statistics [NW/ W]	[Valid=1692 /-] [Invalid=492 /-]		
Value	Label	Cases	Percentage
0	No, I have never had it	0	
1	Yes	1098	<div><div></div></div> 64.9%
2	No	589	<div><div></div></div> 34.8%
3	Yes, but not sure about the exact age	0	
90	I am not sure	0	
93	Prefer not to answer	0	
95	Not had sex with this partner in the last 4 weeks	0	
98	Don't know	5	<div><div></div></div> 0.3%
Sysmiss		492	
Warning: these figures indicate the number of cases found in the data file. They cannot be interpreted as summary statistics of the population of interest.			
# dm_partic_stiserv_12mts: Did you participate in this service / program in the last 12 months? STI screeni			
Information	[Type= discrete] [Format=numeric] [Range= 0-98] [Missing=*]		
Statistics [NW/ W]	[Valid=158 /-] [Invalid=2026 /-]		
Value	Label	Cases	Percentage
0	No, I have never had it	0	
1	Yes	128	<div><div></div></div> 81.0%
2	No	29	<div><div></div></div> 18.4%
3	Yes, but not sure about the exact age	0	
90	I am not sure	0	
93	Prefer not to answer	0	
95	Not had sex with this partner in the last 4 weeks	0	
98	Don't know	1	<div><div></div></div> 0.6%
Sysmiss		2026	
Warning: these figures indicate the number of cases found in the data file. They cannot be interpreted as summary statistics of the population of interest.			
# dm_stiserv_wasdreams: Was this a DREAMS service / program? STI screening and treatment			
Information	[Type= discrete] [Format=numeric] [Range= 0-98] [Missing=*]		
Statistics [NW/ W]	[Valid=128 /-] [Invalid=2056 /-]		

# dm_stiserv_wasdreams: Was this a DREAMS service / program? STI screening and treatment			
Value	Label	Cases	Percentage
0	No, I have never had it	0	
1	Yes	60	<div><div></div></div> 46.9%
2	No	68	<div><div></div></div> 53.1%
3	Yes, but not sure about the exact age	0	
90	I am not sure	0	
93	Prefer not to answer	0	
95	Not had sex with this partner in the last 4 weeks	0	
98	Don't know	0	
Sysmiss		2056	
Warning: these figures indicate the number of cases found in the data file. They cannot be interpreted as summary statistics of the population of interest.			
# dm_org_stiserv_prog: Where / from which organisation was it provided? STI screening and treatment			
Information	[Type= discrete] [Format=numeric] [Range= 1-98] [Missing=*]		
Statistics [NW/ W]	[Valid=126 /-] [Invalid=2058 /-]		
Value	Label	Cases	Percentage
1	DoH	81	<div><div></div></div> 64.3%
2	Private Doctor	2	<div><div></div></div> 1.6%
3	Pharmacy	1	<div><div></div></div> 0.8%
4	Africa Centre / AHRI	13	<div><div></div></div> 10.3%
5	FHI 360	0	
6	Humana People to People South Africa (HPPSA)	1	<div><div></div></div> 0.8%
7	Hope International	0	
8	NACOSA	0	
9	EDI	4	<div><div></div></div> 3.2%
10	Ezibayeni	0	
11	Unyezi	0	
12	Isikondlakondla	21	<div><div></div></div> 16.7%
13	MatCH	0	
14	FPD	0	
15	AFSA	0	
16	TB/HIV Care Association	1	<div><div></div></div> 0.8%
17	DoE	2	<div><div></div></div> 1.6%
18	Mpilonhle	0	
19	Star for Life	0	
96	Other, specify	0	
98	Don't know	0	
Sysmiss		2058	
Warning: these figures indicate the number of cases found in the data file. They cannot be interpreted as summary statistics of the population of interest.			
# dm_org_stiserv_oth: Please specify details of the other organization. STI screening and treatment			
Information	[Type= discrete] [Format=character] [Missing=*]		
Statistics [NW/ W]	[Valid=0 /-] [Invalid=0 /-]		
# dm_partic_pepserv_prog: Are you aware of the following service / program? Linkage into ART			
Information	[Type= discrete] [Format=numeric] [Range= 0-98] [Missing=*]		
Statistics [NW/ W]	[Valid=1848 /-] [Invalid=336 /-]		

# dm_partic_pepserv_prog: Are you aware of the following service / program? Linkage into ART			
Value	Label	Cases	Percentage
0	No, I have never had it	0	
1	Yes	56	<div><div></div></div> 3.0%
2	No	1792	<div><div></div></div> 97.0%
3	Yes, but not sure about the exact age	0	
90	I am not sure	0	
93	Prefer not to answer	0	
95	Not had sex with this partner in the last 4 weeks	0	
98	Don't know	0	
Sysmiss		336	
Warning: these figures indicate the number of cases found in the data file. They cannot be interpreted as summary statistics of the population of interest.			
# dm_aware_pepserv_prog: Did you participate in this service / program? Linkage into ART			
Information	[Type= discrete] [Format=numeric] [Range= 0-98] [Missing=*]		
Statistics [NW/ W]	[Valid=1789 /-] [Invalid=395 /-]		
Value	Label	Cases	Percentage
0	No, I have never had it	0	
1	Yes	570	<div><div></div></div> 31.9%
2	No	1217	<div><div></div></div> 68.0%
3	Yes, but not sure about the exact age	0	
90	I am not sure	0	
93	Prefer not to answer	0	
95	Not had sex with this partner in the last 4 weeks	0	
98	Don't know	2	<div><div></div></div> 0.1%
Sysmiss		395	
Warning: these figures indicate the number of cases found in the data file. They cannot be interpreted as summary statistics of the population of interest.			
# dm_partic_pepserv_12mts: Did you participate in this service / program in the last 12 months? Linkage int			
Information	[Type= discrete] [Format=numeric] [Range= 0-98] [Missing=*]		
Statistics [NW/ W]	[Valid=56 /-] [Invalid=2128 /-]		
Value	Label	Cases	Percentage
0	No, I have never had it	0	
1	Yes	21	<div><div></div></div> 37.5%
2	No	35	<div><div></div></div> 62.5%
3	Yes, but not sure about the exact age	0	
90	I am not sure	0	
93	Prefer not to answer	0	
95	Not had sex with this partner in the last 4 weeks	0	
98	Don't know	0	
Sysmiss		2128	
Warning: these figures indicate the number of cases found in the data file. They cannot be interpreted as summary statistics of the population of interest.			
# dm_pepserv_wasdreams: Was this a DREAMS service / program? Linkage into ART			
Information	[Type= discrete] [Format=numeric] [Range= 0-98] [Missing=*]		
Statistics [NW/ W]	[Valid=21 /-] [Invalid=2163 /-]		
Value	Label	Cases	Percentage
0	No, I have never had it	0	

# dm_pepserv_wasdreams: Was this a DREAMS service / program? Linkage into ART			
Value	Label	Cases	Percentage
1	Yes	10	<div></div> 47.6%
2	No	11	<div></div> 52.4%
3	Yes, but not sure about the exact age	0	
90	I am not sure	0	
93	Prefer not to answer	0	
95	Not had sex with this partner in the last 4 weeks	0	
98	Don't know	0	
Sysmiss		2163	
Warning: these figures indicate the number of cases found in the data file. They cannot be interpreted as summary statistics of the population of interest.			
# dm_org_pepserv_prog: Where / from which organisation was it provided? Linkage into ART			
Information	[Type= discrete] [Format=numeric] [Range= 1-98] [Missing=*]		
Statistics [NW/ W]	[Valid=20 /-] [Invalid=2164 /-]		
Value	Label	Cases	Percentage
1	DoH	3	<div></div> 15.0%
2	Private Doctor	1	<div></div> 5.0%
3	Pharmacy	0	
4	Africa Centre / AHRI	2	<div></div> 10.0%
5	FHI 360	0	
6	Humana People to People South Africa (HPPSA)	0	
7	Hope International	0	
8	NACOSA	0	
9	EDI	0	
10	Ezibayeni	0	
11	Unyezi	0	
12	Isikondlakondla	7	<div></div> 35.0%
13	MatCH	0	
14	FPD	0	
15	AFSA	0	
16	TB/HIV Care Association	0	
17	DoE	6	<div></div> 30.0%
18	Mpilonhle	0	
19	Star for Life	0	
96	Other, specify	0	
98	Don't know	1	<div></div> 5.0%
Sysmiss		2164	
Warning: these figures indicate the number of cases found in the data file. They cannot be interpreted as summary statistics of the population of interest.			
# dm_org_pepserv_oth: Please specify details of the other organization. Linkage into ART			
Information	[Type= discrete] [Format=character] [Missing=*]		
Statistics [NW/ W]	[Valid=0 /-] [Invalid=0 /-]		
# dm_partic_emercon_prog: Did you participate in this service / program? Emergency contraception			
Information	[Type= discrete] [Format=numeric] [Range= 0-98] [Missing=*]		
Statistics [NW/ W]	[Valid=1847 /-] [Invalid=337 /-]		

# dm_partic_emercon_prog: Did you participate in this service / program? Emergency contraception			
Value	Label	Cases	Percentage
0	No, I have never had it	0	
1	Yes	82	4.4%
2	No	1765	95.6%
3	Yes, but not sure about the exact age	0	
90	I am not sure	0	
93	Prefer not to answer	0	
95	Not had sex with this partner in the last 4 weeks	0	
98	Don't know	0	
Sysmiss		337	
Warning: these figures indicate the number of cases found in the data file. They cannot be interpreted as summary statistics of the population of interest.			
# dm_aware_emercon_prog: Are you aware of the following service / program? Emergency contraception			
Information	[Type= discrete] [Format=numeric] [Range= 0-98] [Missing=*]		
Statistics [NW/ W]	[Valid=1763 /-] [Invalid=421 /-]		
Value	Label	Cases	Percentage
0	No, I have never had it	0	
1	Yes	843	47.8%
2	No	918	52.1%
3	Yes, but not sure about the exact age	0	
90	I am not sure	0	
93	Prefer not to answer	0	
95	Not had sex with this partner in the last 4 weeks	0	
98	Don't know	2	0.1%
Sysmiss		421	
Warning: these figures indicate the number of cases found in the data file. They cannot be interpreted as summary statistics of the population of interest.			
# dm_partic_emercon_12mts: Did you participate in this service / program in the last 12 months? Emergency c			
Information	[Type= discrete] [Format=numeric] [Range= 0-98] [Missing=*]		
Statistics [NW/ W]	[Valid=82 /-] [Invalid=2102 /-]		
Value	Label	Cases	Percentage
0	No, I have never had it	0	
1	Yes	36	43.9%
2	No	46	56.1%
3	Yes, but not sure about the exact age	0	
90	I am not sure	0	
93	Prefer not to answer	0	
95	Not had sex with this partner in the last 4 weeks	0	
98	Don't know	0	
Sysmiss		2102	
Warning: these figures indicate the number of cases found in the data file. They cannot be interpreted as summary statistics of the population of interest.			
# dm_emercon_wasdreams: Was this a DREAMS service / program? Emergency contraception			
Information	[Type= discrete] [Format=numeric] [Range= 0-98] [Missing=*]		
Statistics [NW/ W]	[Valid=38 /-] [Invalid=2146 /-]		
Value	Label	Cases	Percentage
0	No, I have never had it	0	

# dm_emercon_wasdreams: Was this a DREAMS service / program? Emergency contraception			
Value	Label	Cases	Percentage
1	Yes	9	<div><div></div></div> 23.7%
2	No	28	<div><div></div></div> 73.7%
3	Yes, but not sure about the exact age	0	
90	I am not sure	0	
93	Prefer not to answer	0	
95	Not had sex with this partner in the last 4 weeks	0	
98	Don't know	1	<div><div></div></div> 2.6%
Sysmiss		2146	
Warning: these figures indicate the number of cases found in the data file. They cannot be interpreted as summary statistics of the population of interest.			
# dm_org_emercon_prog: Where / from which organisation was it provided? Emergency contraception			
Information	[Type= discrete] [Format=numeric] [Range= 1-98] [Missing=*]		
Statistics [NW/ W]	[Valid=37 /-] [Invalid=2147 /-]		
Value	Label	Cases	Percentage
1	DoH	14	<div><div></div></div> 37.8%
2	Private Doctor	2	<div><div></div></div> 5.4%
3	Pharmacy	13	<div><div></div></div> 35.1%
4	Africa Centre / AHRI	0	
5	FHI 360	0	
6	Humana People to People South Africa (HPPSA)	0	
7	Hope International	0	
8	NACOSA	0	
9	EDI	1	<div><div></div></div> 2.7%
10	Ezibayeni	0	
11	Unyezi	0	
12	Isikondlakondla	4	<div><div></div></div> 10.8%
13	MatCH	0	
14	FPD	0	
15	AFSA	0	
16	TB/HIV Care Association	0	
17	DoE	2	<div><div></div></div> 5.4%
18	Mpilonhle	0	
19	Star for Life	0	
96	Other, specify	1	<div><div></div></div> 2.7%
98	Don't know	0	
Sysmiss		2147	
Warning: these figures indicate the number of cases found in the data file. They cannot be interpreted as summary statistics of the population of interest.			
# dm_org_emercon_oth: Please specify details of the other organization. Emergency contraception			
Information	[Type= discrete] [Format=character] [Missing=*]		
Statistics [NW/ W]	[Valid=0 /-] [Invalid=0 /-]		
# dm_partic_postviol_prog: Did you participate in this service / program? Services after an experience of v			
Information	[Type= discrete] [Format=numeric] [Range= 0-98] [Missing=*]		
Statistics [NW/ W]	[Valid=1850 /-] [Invalid=334 /-]		

# dm_partic_postviol_prog: Did you participate in this service / program? Services after an experience of v			
Value	Label	Cases	Percentage
0	No, I have never had it	0	
1	Yes	220	<div><div></div></div> 11.9%
2	No	1630	<div><div></div></div> 88.1%
3	Yes, but not sure about the exact age	0	
90	I am not sure	0	
93	Prefer not to answer	0	
95	Not had sex with this partner in the last 4 weeks	0	
98	Don't know	0	
Sysmiss		334	
Warning: these figures indicate the number of cases found in the data file. They cannot be interpreted as summary statistics of the population of interest.			
# dm_aware_postviol_prog: Are you aware of the following service / program? Services after an experience o			
Information	[Type= discrete] [Format=numeric] [Range= 0-98] [Missing=*]		
Statistics [NW/ W]	[Valid=1627 /-] [Invalid=557 /-]		
Value	Label	Cases	Percentage
0	No, I have never had it	0	
1	Yes	1511	<div><div></div></div> 92.9%
2	No	115	<div><div></div></div> 7.1%
3	Yes, but not sure about the exact age	0	
90	I am not sure	0	
93	Prefer not to answer	0	
95	Not had sex with this partner in the last 4 weeks	0	
98	Don't know	1	<div><div></div></div> 0.1%
Sysmiss		557	
Warning: these figures indicate the number of cases found in the data file. They cannot be interpreted as summary statistics of the population of interest.			
# dm_partic_postviol_12mts: Did you participate in this service / program in the last 12 months? Services af			
Information	[Type= discrete] [Format=numeric] [Range= 0-98] [Missing=*]		
Statistics [NW/ W]	[Valid=220 /-] [Invalid=1964 /-]		
Value	Label	Cases	Percentage
0	No, I have never had it	0	
1	Yes	99	<div><div></div></div> 45.0%
2	No	121	<div><div></div></div> 55.0%
3	Yes, but not sure about the exact age	0	
90	I am not sure	0	
93	Prefer not to answer	0	
95	Not had sex with this partner in the last 4 weeks	0	
98	Don't know	0	
Sysmiss		1964	
Warning: these figures indicate the number of cases found in the data file. They cannot be interpreted as summary statistics of the population of interest.			
# dm_postviol_wasdreams: Was this a DREAMS service / program? Services after an experience of violence			
Information	[Type= discrete] [Format=numeric] [Range= 0-98] [Missing=*]		
Statistics [NW/ W]	[Valid=101 /-] [Invalid=2083 /-]		
Value	Label	Cases	Percentage
0	No, I have never had it	0	

# dm_postviol_wasdreams: Was this a DREAMS service / program? Services after an experience of violence			
Value	Label	Cases	Percentage
1	Yes	49	<div><div></div></div> 48.5%
2	No	51	<div><div></div></div> 50.5%
3	Yes, but not sure about the exact age	0	
90	I am not sure	0	
93	Prefer not to answer	0	
95	Not had sex with this partner in the last 4 weeks	0	
98	Don't know	1	<div><div></div></div> 1.0%
Sysmiss		2083	
Warning: these figures indicate the number of cases found in the data file. They cannot be interpreted as summary statistics of the population of interest.			
# dm_org_postviol_prog: Where / from which organisation was it provided? Services after an experience of			
Information	[Type= discrete] [Format=numeric] [Range= 1-98] [Missing=*]		
Statistics [NW/ W]	[Valid=100 /-] [Invalid=2084 /-]		
Value	Label	Cases	Percentage
1	DoH	9	<div><div></div></div> 9.0%
2	Private Doctor	0	
3	Pharmacy	0	
4	Africa Centre / AHRI	0	
5	FHI 360	0	
6	Humana People to People South Africa (HPPSA)	2	<div><div></div></div> 2.0%
7	Hope International	0	
8	NACOSA	0	
9	EDI	4	<div><div></div></div> 4.0%
10	Ezibayeni	0	
11	Unyezi	0	
12	Isikondlakondla	9	<div><div></div></div> 9.0%
13	MatCH	0	
14	FPD	0	
15	AFSA	0	
16	TB/HIV Care Association	0	
17	DoE	8	<div><div></div></div> 8.0%
18	Mpilonhle	0	
19	Star for Life	1	<div><div></div></div> 1.0%
96	Other, specify	65	<div><div></div></div> 65.0%
98	Don't know	2	<div><div></div></div> 2.0%
Sysmiss		2084	
Warning: these figures indicate the number of cases found in the data file. They cannot be interpreted as summary statistics of the population of interest.			
# dm_org_postviol_oth: Please specify details of the other organization. Services after an experience o			
Information	[Type= discrete] [Format=character] [Missing=*]		
Statistics [NW/ W]	[Valid=11 /-] [Invalid=0 /-]		
Value	Label	Cases	Percentage
Police station		1	<div><div></div></div> 9.1%
SAPS		9	<div><div></div></div> 81.8%
Saps		1	<div><div></div></div> 9.1%
Warning: these figures indicate the number of cases found in the data file. They cannot be interpreted as summary statistics of the population of interest.			

# dm_partic_cashtran_prog: Did you participate in this service / program? Cash transfer to family			
Information	[Type= discrete] [Format=numeric] [Range= 0-98] [Missing=*]		
Statistics [NW/ W]	[Valid=1852 /-] [Invalid=332 /-]		
Value	Label	Cases	Percentage
0	No, I have never had it	0	
1	Yes	1364	73.7%
2	No	488	26.3%
3	Yes, but not sure about the exact age	0	
90	I am not sure	0	
93	Prefer not to answer	0	
95	Not had sex with this partner in the last 4 weeks	0	
98	Don't know	0	
Sysmiss		332	
Warning: these figures indicate the number of cases found in the data file. They cannot be interpreted as summary statistics of the population of interest.			
# dm_aware_cashtran_prog: Are you aware of the following service / program? Cash transfer to family			
Information	[Type= discrete] [Format=numeric] [Range= 0-98] [Missing=*]		
Statistics [NW/ W]	[Valid=488 /-] [Invalid=1696 /-]		
Value	Label	Cases	Percentage
0	No, I have never had it	0	
1	Yes	458	93.9%
2	No	30	6.1%
3	Yes, but not sure about the exact age	0	
90	I am not sure	0	
93	Prefer not to answer	0	
95	Not had sex with this partner in the last 4 weeks	0	
98	Don't know	0	
Sysmiss		1696	
Warning: these figures indicate the number of cases found in the data file. They cannot be interpreted as summary statistics of the population of interest.			
# dm_partic_cashtran_12mts: Did you participate in this service / program in the last 12 months? Cash transf			
Information	[Type= discrete] [Format=numeric] [Range= 0-98] [Missing=*]		
Statistics [NW/ W]	[Valid=1361 /-] [Invalid=823 /-]		
Value	Label	Cases	Percentage
0	No, I have never had it	0	
1	Yes	1130	83.0%
2	No	231	17.0%
3	Yes, but not sure about the exact age	0	
90	I am not sure	0	
93	Prefer not to answer	0	
95	Not had sex with this partner in the last 4 weeks	0	
98	Don't know	0	
Sysmiss		823	
Warning: these figures indicate the number of cases found in the data file. They cannot be interpreted as summary statistics of the population of interest.			
# dm_cashtran_wasdreams: Was this a DREAMS service / program? Cash transfer to family			
Information	[Type= discrete] [Format=numeric] [Range= 0-98] [Missing=*]		
Statistics [NW/ W]	[Valid=1132 /-] [Invalid=1052 /-]		

# dm_cashtran_wasdreams: Was this a DREAMS service / program? Cash transfer to family			
Value	Label	Cases	Percentage
0	No, I have never had it	0	
1	Yes	411	36.3%
2	No	719	63.5%
3	Yes, but not sure about the exact age	0	
90	I am not sure	0	
93	Prefer not to answer	0	
95	Not had sex with this partner in the last 4 weeks	0	
98	Don't know	2	0.2%
Sysmiss		1052	
Warning: these figures indicate the number of cases found in the data file. They cannot be interpreted as summary statistics of the population of interest.			
# dm_org_cashtran_prog: Where / from which organisation was it provided? Cash transfer to family			
Information	[Type= discrete] [Format=numeric] [Range= 1-98] [Missing=*]		
Statistics [NW/ W]	[Valid=1129 /-] [Invalid=1055 /-]		
Value	Label	Cases	Percentage
1	DoH	21	1.9%
2	Private Doctor	0	
3	Pharmacy	0	
4	Africa Centre / AHRI	2	0.2%
5	FHI 360	0	
6	Humana People to People South Africa (HPPSA)	0	
7	Hope International	0	
8	NACOSA	0	
9	EDI	10	0.9%
10	Ezibayeni	0	
11	Unyezi	0	
12	Isikondlakondla	12	1.1%
13	MatCH	0	
14	FPD	0	
15	AFSA	0	
16	TB/HIV Care Association	1	0.1%
17	DoE	1044	92.5%
18	Mpilonhle	3	0.3%
19	Star for Life	1	0.1%
96	Other, specify	19	1.7%
98	Don't know	16	1.4%
Sysmiss		1055	
Warning: these figures indicate the number of cases found in the data file. They cannot be interpreted as summary statistics of the population of interest.			
# dm_org_cashtran_oth: Please specify details of the other organization. Cash transfer to family			
Information	[Type= discrete] [Format=character] [Missing=*]		
Statistics [NW/ W]	[Valid=3 /-] [Invalid=0 /-]		
Value	Label	Cases	Percentage
Nsfas		1	33.3%
SASSA		2	66.7%
Warning: these figures indicate the number of cases found in the data file. They cannot be interpreted as summary statistics of the population of interest.			

File : AHRI.DREAMS.NestedCohort.ExposureToShuga.2018.v1			
# project_id: REDCap Project Identifier			
Information		[Type= discrete] [Format=numeric] [Range= 319-319] [Missing=*]	
Statistics [NW/ W]		[Valid=2184 /-] [Invalid=0 /-]	
Value	Label	Cases	Percentage
319		2184	<div></div> 100.0%
Warning: these figures indicate the number of cases found in the data file. They cannot be interpreted as summary statistics of the population of interest.			
# event_id: REDCap Event Identifier			
Information		[Type= discrete] [Format=numeric] [Range= 939-939] [Missing=*]	
Statistics [NW/ W]		[Valid=2184 /-] [Invalid=0 /-]	
Value	Label	Cases	Percentage
939		2184	<div></div> 100.0%
Warning: these figures indicate the number of cases found in the data file. They cannot be interpreted as summary statistics of the population of interest.			
# cohort: Cohort Description			
Information		[Type= discrete] [Format=character] [Missing=*]	
Statistics [NW/ W]		[Valid=2184 /-] [Invalid=0 /-]	
Value	Label	Cases	Percentage
Nested Cohort		2184	<div></div> 100.0%
Warning: these figures indicate the number of cases found in the data file. They cannot be interpreted as summary statistics of the population of interest.			
# round: Round Description			
Information		[Type= discrete] [Format=character] [Missing=*]	
Statistics [NW/ W]		[Valid=2184 /-] [Invalid=0 /-]	
Value	Label	Cases	Percentage
Follow Up 1 - 2018		2184	<div></div> 100.0%
Warning: these figures indicate the number of cases found in the data file. They cannot be interpreted as summary statistics of the population of interest.			
# IIntId: Individual ID			
Information		[Type= continuous] [Format=numeric] [Range= 48-213726] [Missing=*]	
Statistics [NW/ W]		[Valid=2184 /-] [Invalid=0 /-] [Mean=96769.021 /-] [StdDev=45132.469 /-]	
# ms_household_owns_tv: Do you/your household own a TV?			
Information		[Type= discrete] [Format=numeric] [Range= 0-98] [Missing=*]	
Statistics [NW/ W]		[Valid=1853 /-] [Invalid=331 /-]	
Value	Label	Cases	Percentage
0	No, I have never had it	0	
1	Yes	1519	<div></div> 82.0%
2	No	334	<div></div> 18.0%
3	Yes, but not sure about the exact age	0	
90	I am not sure	0	
93	Prefer not to answer	0	
95	Not had sex with this partner in the last 4 weeks	0	
98	Don't know	0	
Sysmiss		331	
Warning: these figures indicate the number of cases found in the data file. They cannot be interpreted as summary statistics of the population of interest.			

File : AHRI.DREAMS.NestedCohort.ExposureToShuga.2018.v1

ms_watch_tv_freq: How often do you watch TV?

Information [Type= discrete] [Format=numeric] [Range= 1-4] [Missing=*]

Statistics [NW/ W] [Valid=1853 /-] [Invalid=331 /-]

Value	Label	Cases	Percentage
1	Never	208	11.2%
2	Daily	1284	69.3%
3	Weekly	295	15.9%
4	Monthly	66	3.6%
Sysmiss		331	

Warning: these figures indicate the number of cases found in the data file. They cannot be interpreted as summary statistics of the population of interest.

ms_watch_tv_where: Where do you usually (by usually we mean mostly, or commonly, or regularly) watc

Information [Type= discrete] [Format=numeric] [Range= 1-96] [Missing=*]

Statistics [NW/ W] [Valid=1643 /-] [Invalid=541 /-]

Value	Label	Cases	Percentage
1	Home	1517	92.3%
2	Bars	3	0.2%
3	At friend's house	93	5.7%
4	School	1	0.1%
96	Other specify	29	1.8%
Sysmiss		541	

Warning: these figures indicate the number of cases found in the data file. They cannot be interpreted as summary statistics of the population of interest.

ms_watch_tv_where_oth: Please specify details on the other places where you watch TV

Information [Type= discrete] [Format=character] [Missing=*]

Statistics [NW/ W] [Valid=29 /-] [Invalid=0 /-]

ms_cntrl_tv_remote: If at home - Who has more control over the television remote or have more say ab

Information [Type= discrete] [Format=numeric] [Range= 1-96] [Missing=*]

Statistics [NW/ W] [Valid=1540 /-] [Invalid=644 /-]

Value	Label	Cases	Percentage
1	Mother	284	18.4%
2	Father	73	4.7%
3	Grandparents	108	7.0%
4	Brother	183	11.9%
5	Sister	196	12.7%
6	Myself	458	29.7%
96	Other specify	238	15.5%
Sysmiss		644	

Warning: these figures indicate the number of cases found in the data file. They cannot be interpreted as summary statistics of the population of interest.

ms_cntrl_tv_remote_oth: Please specify details on the other person who has control of the TV remote at h

Information [Type= discrete] [Format=character] [Missing=*]

Statistics [NW/ W] [Valid=238 /-] [Invalid=0 /-]

ms_ever_watched_shuga: Have you ever watched MTV Shuga?

Information [Type= discrete] [Format=numeric] [Range= 0-98] [Missing=*]

File : AHRI.DREAMS.NestedCohort.ExposureToShuga.2018.v1

ms_ever_watched_shuga: Have you ever watched MTV Shuga?

Statistics [NW/ W] [Valid=1853 /-] [Invalid=331 /-]

Value	Label	Cases	Percentage
0	No, I have never had it	0	
1	Yes	152	8.2%
2	No	1701	91.8%
3	Yes, but not sure about the exact age	0	
90	I am not sure	0	
93	Prefer not to answer	0	
95	Not had sex with this partner in the last 4 weeks	0	
98	Don't know	0	
Sysmiss		331	

Warning: these figures indicate the number of cases found in the data file. They cannot be interpreted as summary statistics of the population of interest.

ms_ever_heard_of_shuga: If no - have you heard of it?

Information [Type= discrete] [Format=numeric] [Range= 0-98] [Missing=*]

Statistics [NW/ W] [Valid=1700 /-] [Invalid=484 /-]

Value	Label	Cases	Percentage
0	No, I have never had it	0	
1	Yes	371	21.8%
2	No	1325	77.9%
3	Yes, but not sure about the exact age	0	
90	I am not sure	0	
93	Prefer not to answer	4	0.2%
95	Not had sex with this partner in the last 4 weeks	0	
98	Don't know	0	
Sysmiss		484	

Warning: these figures indicate the number of cases found in the data file. They cannot be interpreted as summary statistics of the population of interest.

ms_ever_watched_source: If yes, from where/who?

Information [Type= discrete] [Format=numeric] [Range= 1-96] [Missing=*]

Statistics [NW/ W] [Valid=150 /-] [Invalid=2034 /-]

Value	Label	Cases	Percentage
1	TV / Radio	147	98.0%
2	Newspapers	1	0.7%
3	Booklets	0	
4	Internet	1	0.7%
5	You Tube	0	
6	Friends	1	0.7%
96	Other specify	0	
Sysmiss		2034	

Warning: these figures indicate the number of cases found in the data file. They cannot be interpreted as summary statistics of the population of interest.

ms_ever_watched_sourc_oth: Please specify details on the other source where you have watched Shuga

Information [Type= discrete] [Format=character] [Missing=*]

Statistics [NW/ W] [Valid=0 /-] [Invalid=0 /-]

File : AHRI.DREAMS.NestedCohort.ExposureToShuga.2018.v1

ms_which_series_of_shuga: Which country series did you watch?

Information [Type= discrete] [Format=numeric] [Range= 1-98] [Missing=*]

Statistics [NW/ W] [Valid=151 /-] [Invalid=2033 /-]

Value	Label	Cases	Percentage
1	South Africa	76	50.3%
2	Nigeria	73	48.3%
3	Kenya	0	
96	Other specify	0	
98	Don't know	2	1.3%
Sysmiss		2033	

Warning: these figures indicate the number of cases found in the data file. They cannot be interpreted as summary statistics of the population of interest.

ms_which_series_oth: Please specify details on the other series of MTV Shugat that you have watched

Information [Type= discrete] [Format=character] [Missing=*]

Statistics [NW/ W] [Valid=0 /-] [Invalid=0 /-]

ms_num_times_watched: How many times did you watch MTV Shuga the South African season?

Information [Type= discrete] [Format=numeric] [Range= 1-93] [Missing=*]

Statistics [NW/ W] [Valid=78 /-] [Invalid=2106 /-]

Value	Label	Cases	Percentage
1	Once	13	16.7%
2	More than once	64	82.1%
93	Prefer not to answer	1	1.3%
Sysmiss		2106	

Warning: these figures indicate the number of cases found in the data file. They cannot be interpreted as summary statistics of the population of interest.

ms_knowl_pay_rent: Did Ipeleng take the money that Rakeem offered her to pay her rent?

Information [Type= discrete] [Format=numeric] [Range= 0-98] [Missing=*]

Statistics [NW/ W] [Valid=78 /-] [Invalid=2106 /-]

Value	Label	Cases	Percentage
0	No, I have never had it	0	
1	Yes	21	26.9%
2	No	26	33.3%
3	Yes, but not sure about the exact age	0	
90	I am not sure	0	
93	Prefer not to answer	0	
95	Not had sex with this partner in the last 4 weeks	0	
98	Don't know	31	39.7%
Sysmiss		2106	

Warning: these figures indicate the number of cases found in the data file. They cannot be interpreted as summary statistics of the population of interest.

ms_knowl_test_together: Did Bongi and Coalstove have an HIV test together?




Information [Type= discrete] [Format=numeric] [Range= 0-98] [Missing=*]

Statistics [NW/ W] [Valid=78 /-] [Invalid=2106 /-]

Value	Label	Cases	Percentage
0	No, I have never had it	0	

File : AHRI.DREAMS.NestedCohort.ExposureToShuga.2018.v1




ms_knowl_test_togeth: Did Bongi and Coalstove have an HIV test together?

Value	Label	Cases	Percentage
1	Yes	39	 50.0%
2	No	17	 21.8%
3	Yes, but not sure about the exact age	0	
90	I am not sure	0	
93	Prefer not to answer	0	
95	Not had sex with this partner in the last 4 weeks	0	
98	Don't know	22	 28.2%
Sysmiss		2106	

Warning: these figures indicate the number of cases found in the data file. They cannot be interpreted as summary statistics of the population of interest.

ms_knowl_gifts_for_sex: Did Sol buy Tsholofela a smartphone and clothes to have sex with her?




Information	[Type= discrete] [Format=numeric] [Range= 0-98] [Missing=*]
Statistics [NW/ W]	[Valid=78 /-] [Invalid=2106 /-]

Value	Label	Cases	Percentage
0	No, I have never had it	0	
1	Yes	56	 71.8%
2	No	3	 3.8%
3	Yes, but not sure about the exact age	0	
90	I am not sure	0	
93	Prefer not to answer	0	
95	Not had sex with this partner in the last 4 weeks	0	
98	Don't know	19	 24.4%
Sysmiss		2106	

Warning: these figures indicate the number of cases found in the data file. They cannot be interpreted as summary statistics of the population of interest.

ms_knowl_beaten_partner: Did Sol beat Tsholofela?

Information	[Type= discrete] [Format=numeric] [Range= 0-98] [Missing=*]
Statistics [NW/ W]	[Valid=78 /-] [Invalid=2106 /-]

Value	Label	Cases	Percentage
0	No, I have never had it	0	
1	Yes	57	 73.1%
2	No	1	 1.3%
3	Yes, but not sure about the exact age	0	
90	I am not sure	0	
93	Prefer not to answer	0	
95	Not had sex with this partner in the last 4 weeks	0	
98	Don't know	20	 25.6%
Sysmiss		2106	

Warning: these figures indicate the number of cases found in the data file. They cannot be interpreted as summary statistics of the population of interest.

ms_knowl_child_to_pub: Did Zamo take her small son with her to the pub because she like partying?

Information	[Type= discrete] [Format=numeric] [Range= 0-98] [Missing=*]
Statistics [NW/ W]	[Valid=78 /-] [Invalid=2106 /-]

File : AHRI.DREAMS.NestedCohort.ExposureToShuga.2018.v1

ms_knowl_child_to_pub: Did Zamo take her small son with her to the pub because she like partying?

Value	Label	Cases	Percentage
0	No, I have never had it	0	
1	Yes	45	<div><div></div></div> 57.7%
2	No	11	<div><div></div></div> 14.1%
3	Yes, but not sure about the exact age	0	
90	I am not sure	0	
93	Prefer not to answer	0	
95	Not had sex with this partner in the last 4 weeks	0	
98	Don't know	22	<div><div></div></div> 28.2%
Sysmiss		2106	

Warning: these figures indicate the number of cases found in the data file. They cannot be interpreted as summary statistics of the population of interest.

ms_knowl_relatch_teacher: Did Khensani have a relationship with her teacher?

Information	[Type= discrete] [Format=numeric] [Range= 0-98] [Missing=*]
Statistics [NW/ W]	[Valid=78 /-] [Invalid=2106 /-]

Value	Label	Cases	Percentage
0	No, I have never had it	0	
1	Yes	58	<div><div></div></div> 74.4%
2	No	6	<div><div></div></div> 7.7%
3	Yes, but not sure about the exact age	0	
90	I am not sure	0	
93	Prefer not to answer	0	
95	Not had sex with this partner in the last 4 weeks	0	
98	Don't know	14	<div><div></div></div> 17.9%
Sysmiss		2106	

Warning: these figures indicate the number of cases found in the data file. They cannot be interpreted as summary statistics of the population of interest.

ms_knowl_have_children: Will Khensani be able to have children again in the future?

Information	[Type= discrete] [Format=numeric] [Range= 0-98] [Missing=*]
Statistics [NW/ W]	[Valid=78 /-] [Invalid=2106 /-]

Value	Label	Cases	Percentage
0	No, I have never had it	0	
1	Yes	5	<div><div></div></div> 6.4%
2	No	50	<div><div></div></div> 64.1%
3	Yes, but not sure about the exact age	0	
90	I am not sure	0	
93	Prefer not to answer	0	
95	Not had sex with this partner in the last 4 weeks	0	
98	Don't know	23	<div><div></div></div> 29.5%
Sysmiss		2106	

Warning: these figures indicate the number of cases found in the data file. They cannot be interpreted as summary statistics of the population of interest.

ms_knowl_to_take_prep: Did Femi ask Sheila to take PreP to reduce the risk of him infecting her?

Information	[Type= discrete] [Format=numeric] [Range= 0-98] [Missing=*]
Statistics [NW/ W]	[Valid=78 /-] [Invalid=2106 /-]

File : AHRI.DREAMS.NestedCohort.ExposureToShuga.2018.v1

ms_knowl_to_take_prep: Did Femi ask Sheila to take PreP to reduce the risk of him infecting her?

Value	Label	Cases	Percentage
0	No, I have never had it	0	
1	Yes	35	44.9%
2	No	7	9.0%
3	Yes, but not sure about the exact age	0	
90	I am not sure	0	
93	Prefer not to answer	0	
95	Not had sex with this partner in the last 4 weeks	0	
98	Don't know	36	46.2%
Sysmiss		2106	

Warning: these figures indicate the number of cases found in the data file. They cannot be interpreted as summary statistics of the population of interest.

ms_knowl_beaten_by_friend: Was Reggie beaten up by his friend Q for being gay?

Information	[Type= discrete] [Format=numeric] [Range= 0-98] [Missing=*]
Statistics [NW/ W]	[Valid=78 /-] [Invalid=2106 /-]

Value	Label	Cases	Percentage
0	No, I have never had it	0	
1	Yes	53	67.9%
2	No	6	7.7%
3	Yes, but not sure about the exact age	0	
90	I am not sure	0	
93	Prefer not to answer	0	
95	Not had sex with this partner in the last 4 weeks	0	
98	Don't know	19	24.4%
Sysmiss		2106	

Warning: these figures indicate the number of cases found in the data file. They cannot be interpreted as summary statistics of the population of interest.

ms_knowl_univ_bursary: Did Ipeleng get a bursary to go to university?

Information	[Type= discrete] [Format=numeric] [Range= 0-98] [Missing=*]
Statistics [NW/ W]	[Valid=78 /-] [Invalid=2106 /-]

Value	Label	Cases	Percentage
0	No, I have never had it	0	
1	Yes	37	47.4%
2	No	7	9.0%
3	Yes, but not sure about the exact age	0	
90	I am not sure	0	
93	Prefer not to answer	0	
95	Not had sex with this partner in the last 4 weeks	0	
98	Don't know	34	43.6%
Sysmiss		2106	

Warning: these figures indicate the number of cases found in the data file. They cannot be interpreted as summary statistics of the population of interest.

ms_knowl_accept_proposal: Did Sheila refuse Femi's proposal to marry him?

Information	[Type= discrete] [Format=numeric] [Range= 0-98] [Missing=*]
Statistics [NW/ W]	[Valid=78 /-] [Invalid=2106 /-]

File : AHRI.DREAMS.NestedCohort.ExposureToShuga.2018.v1

ms_knowl_accept_proposal: Did Sheila refuse Femi's proposal to marry him?

Value	Label	Cases	Percentage
0	No, I have never had it	0	
1	Yes	11	<div><div></div></div> 14.1%
2	No	31	<div><div></div></div> 39.7%
3	Yes, but not sure about the exact age	0	
90	I am not sure	0	
93	Prefer not to answer	0	
95	Not had sex with this partner in the last 4 weeks	0	
98	Don't know	36	<div><div></div></div> 46.2%
Sysmiss		2106	

Warning: these figures indicate the number of cases found in the data file. They cannot be interpreted as summary statistics of the population of interest.

ms_knowl_tried_to_force: Did Sizwe try to force himself on Zamo because he thought she slept with every g

Information	[Type= discrete] [Format=numeric] [Range= 0-98] [Missing=*]
Statistics [NW/ W]	[Valid=78 /-] [Invalid=2106 /-]

Value	Label	Cases	Percentage
0	No, I have never had it	0	
1	Yes	42	<div><div></div></div> 53.8%
2	No	9	<div><div></div></div> 11.5%
3	Yes, but not sure about the exact age	0	
90	I am not sure	0	
93	Prefer not to answer	0	
95	Not had sex with this partner in the last 4 weeks	0	
98	Don't know	27	<div><div></div></div> 34.6%
Sysmiss		2106	

Warning: these figures indicate the number of cases found in the data file. They cannot be interpreted as summary statistics of the population of interest.

ms_knowl_got_back_together: Did Bongi and Coalstove get back together again?

Information	[Type= discrete] [Format=numeric] [Range= 0-98] [Missing=*]
Statistics [NW/ W]	[Valid=78 /-] [Invalid=2106 /-]

Value	Label	Cases	Percentage
0	No, I have never had it	0	
1	Yes	42	<div><div></div></div> 53.8%
2	No	7	<div><div></div></div> 9.0%
3	Yes, but not sure about the exact age	0	
90	I am not sure	0	
93	Prefer not to answer	0	
95	Not had sex with this partner in the last 4 weeks	0	
98	Don't know	29	<div><div></div></div> 37.2%
Sysmiss		2106	

Warning: these figures indicate the number of cases found in the data file. They cannot be interpreted as summary statistics of the population of interest.

ms_knowl_to_use_iud: Did the nurse at the clinic advise Bongi not to use an IUD as an on-going contra

Information	[Type= discrete] [Format=numeric] [Range= 0-98] [Missing=*]
Statistics [NW/ W]	[Valid=78 /-] [Invalid=2106 /-]

File : AHRI.DREAMS.NestedCohort.ExposureToShuga.2018.v1

ms_knowl_to_use_iud: Did the nurse at the clinic advise Bongi not to use an IUD as an on-going contra

Value	Label	Cases	Percentage
0	No, I have never had it	0	
1	Yes	51	65.4%
2	No	7	9.0%
3	Yes, but not sure about the exact age	0	
90	I am not sure	0	
93	Prefer not to answer	0	
95	Not had sex with this partner in the last 4 weeks	0	
98	Don't know	20	25.6%
Sysmiss		2106	

Warning: these figures indicate the number of cases found in the data file. They cannot be interpreted as summary statistics of the population of interest.

ms_knowl_remov_condom: Did one of Zamo's boyfriends remove the condom without Zamo knowing while they w

Information	[Type= discrete] [Format=numeric] [Range= 0-98] [Missing=*]
Statistics [NW/ W]	[Valid=78 /-] [Invalid=2106 /-]

Value	Label	Cases	Percentage
0	No, I have never had it	0	
1	Yes	38	48.7%
2	No	4	5.1%
3	Yes, but not sure about the exact age	0	
90	I am not sure	0	
93	Prefer not to answer	0	
95	Not had sex with this partner in the last 4 weeks	0	
98	Don't know	36	46.2%
Sysmiss		2106	

Warning: these figures indicate the number of cases found in the data file. They cannot be interpreted as summary statistics of the population of interest.

ms_talked_about_shuga: Have you talked to anyone about MTV Shuga?

Information	[Type= discrete] [Format=numeric] [Range= 0-98] [Missing=*]
Statistics [NW/ W]	[Valid=78 /-] [Invalid=2106 /-]

Value	Label	Cases	Percentage
0	No, I have never had it	0	
1	Yes	33	42.3%
2	No	42	53.8%
3	Yes, but not sure about the exact age	0	
90	I am not sure	0	
93	Prefer not to answer	0	
95	Not had sex with this partner in the last 4 weeks	0	
98	Don't know	3	3.8%
Sysmiss		2106	

Warning: these figures indicate the number of cases found in the data file. They cannot be interpreted as summary statistics of the population of interest.

ms_talked_to_who_1: If yes, to who?

Information	[Type= discrete] [Format=numeric] [Range= 1-93] [Missing=*]
Statistics [NW/ W]	[Valid=22 /-] [Invalid=2162 /-]

File : AHRI.DREAMS.NestedCohort.ExposureToShuga.2018.v1

ms_talked_to_who_1: If yes, to who?

Value	Label	Cases	Percentage
1	Friends	22	<div><div></div></div> 100.0%
2	Sexual partner	0	
3	Boyfriend/girlfriend	0	
4	Family member	0	
5	Other non-family	0	
93	Prefer not to answe	0	
Sysmiss		2162	

Warning: these figures indicate the number of cases found in the data file. They cannot be interpreted as summary statistics of the population of interest.

ms_talked_to_who_3: If yes, to who?

Information	[Type= discrete] [Format=numeric] [Range= 1-93] [Missing=*]
Statistics [NW/ W]	[Valid=1 /-] [Invalid=2183 /-]

Value	Label	Cases	Percentage
1	Friends	0	
2	Sexual partner	0	
3	Boyfriend/girlfriend	1	<div><div></div></div> 100.0%
4	Family member	0	
5	Other non-family	0	
93	Prefer not to answe	0	
Sysmiss		2183	

Warning: these figures indicate the number of cases found in the data file. They cannot be interpreted as summary statistics of the population of interest.

ms_talked_to_who_4: If yes, to who?

Information	[Type= discrete] [Format=numeric] [Range= 1-93] [Missing=*]
Statistics [NW/ W]	[Valid=10 /-] [Invalid=2174 /-]

Value	Label	Cases	Percentage
1	Friends	0	
2	Sexual partner	0	
3	Boyfriend/girlfriend	0	
4	Family member	10	<div><div></div></div> 100.0%
5	Other non-family	0	
93	Prefer not to answe	0	
Sysmiss		2174	

Warning: these figures indicate the number of cases found in the data file. They cannot be interpreted as summary statistics of the population of interest.

ms_talked_to_who_5: If yes, to who?

Information	[Type= discrete] [Format=numeric] [Range= 1-93] [Missing=*]
Statistics [NW/ W]	[Valid=1 /-] [Invalid=2183 /-]

Value	Label	Cases	Percentage
1	Friends	0	
2	Sexual partner	0	
3	Boyfriend/girlfriend	0	
4	Family member	0	
5	Other non-family	1	<div><div></div></div> 100.0%

File : AHRI.DREAMS.NestedCohort.ExposureToShuga.2018.v1

ms_talked_to_who_5: If yes, to who?

Value	Label	Cases	Percentage
93	Prefer not to answe	0	
Sysmiss		2183	

Warning: these figures indicate the number of cases found in the data file. They cannot be interpreted as summary statistics of the population of interest.

ms_gbv_report_it: Did watching Shuga make you more willing to: Report GBV?

Information	[Type= discrete] [Format=numeric] [Range= 0-98] [Missing=*]
Statistics [NW/ W]	[Valid=152 /-] [Invalid=2032 /-]

Value	Label	Cases	Percentage
0	No, I have never had it	0	
1	Yes	113	74.3%
2	No	35	23.0%
3	Yes, but not sure about the exact age	0	
90	I am not sure	0	
93	Prefer not to answer	4	2.6%
95	Not had sex with this partner in the last 4 weeks	0	
98	Don't know	0	
Sysmiss		2032	

Warning: these figures indicate the number of cases found in the data file. They cannot be interpreted as summary statistics of the population of interest.

ms_gbv_to_talk_about_it: Did watching Shuga make you more willing to: Talk about it?

Information	[Type= discrete] [Format=numeric] [Range= 0-98] [Missing=*]
Statistics [NW/ W]	[Valid=152 /-] [Invalid=2032 /-]

Value	Label	Cases	Percentage
0	No, I have never had it	0	
1	Yes	131	86.2%
2	No	20	13.2%
3	Yes, but not sure about the exact age	0	
90	I am not sure	0	
93	Prefer not to answer	1	0.7%
95	Not had sex with this partner in the last 4 weeks	0	
98	Don't know	0	
Sysmiss		2032	

Warning: these figures indicate the number of cases found in the data file. They cannot be interpreted as summary statistics of the population of interest.

ms_gbv_refer_for_help: Did watching Shuga make you more willing to: Help refer affected people for help

Information	[Type= discrete] [Format=numeric] [Range= 0-98] [Missing=*]
Statistics [NW/ W]	[Valid=152 /-] [Invalid=2032 /-]

Value	Label	Cases	Percentage
0	No, I have never had it	0	
1	Yes	113	74.3%
2	No	37	24.3%
3	Yes, but not sure about the exact age	0	
90	I am not sure	0	
93	Prefer not to answer	2	1.3%

File : AHRI.DREAMS.NestedCohort.ExposureToShuga.2018.v1

ms_gbv_refer_for_help: Did watching Shuga make you more willing to: Help refer affected people for help

Value	Label	Cases	Percentage
95	Not had sex with this partner in the last 4 weeks	0	
98	Don't know	0	
Sysmiss		2032	

Warning: these figures indicate the number of cases found in the data file. They cannot be interpreted as summary statistics of the population of interest.

ms_gbv_help_stop_it: Did watching Shuga make you more willing to: Help do something to stop it?

Information	[Type= discrete] [Format=numeric] [Range= 0-98] [Missing=*]
Statistics [NW/ W]	[Valid=152 /-] [Invalid=2032 /-]

Value	Label	Cases	Percentage
0	No, I have never had it	0	
1	Yes	135	88.8%
2	No	15	9.9%
3	Yes, but not sure about the exact age	0	
90	I am not sure	0	
93	Prefer not to answer	2	1.3%
95	Not had sex with this partner in the last 4 weeks	0	
98	Don't know	0	
Sysmiss		2032	

Warning: these figures indicate the number of cases found in the data file. They cannot be interpreted as summary statistics of the population of interest.

ms_gbv_involve_family: Did watching Shuga make you more willing to: Involve family?

Information	[Type= discrete] [Format=numeric] [Range= 0-98] [Missing=*]
Statistics [NW/ W]	[Valid=152 /-] [Invalid=2032 /-]

Value	Label	Cases	Percentage
0	No, I have never had it	0	
1	Yes	112	73.7%
2	No	37	24.3%
3	Yes, but not sure about the exact age	0	
90	I am not sure	0	
93	Prefer not to answer	3	2.0%
95	Not had sex with this partner in the last 4 weeks	0	
98	Don't know	0	
Sysmiss		2032	

Warning: these figures indicate the number of cases found in the data file. They cannot be interpreted as summary statistics of the population of interest.

ms_behav_ask_use_condom: Did watching Shuga make you more willing to: Ask your partner to use condom?

Information	[Type= discrete] [Format=numeric] [Range= 0-98] [Missing=*]
Statistics [NW/ W]	[Valid=152 /-] [Invalid=2032 /-]

Value	Label	Cases	Percentage
0	No, I have never had it	0	
1	Yes	113	74.3%
2	No	27	17.8%
3	Yes, but not sure about the exact age	0	
90	I am not sure	0	

File : AHRI.DREAMS.NestedCohort.ExposureToShuga.2018.v1




ms_behav_ask_use_condom: Did watching Shuga make you more willing to: Ask your partner to use condom?

Value	Label	Cases	Percentage
93	Prefer not to answer	12	 7.9%
95	Not had sex with this partner in the last 4 weeks	0	
98	Don't know	0	
Sysmiss		2032	

Warning: these figures indicate the number of cases found in the data file. They cannot be interpreted as summary statistics of the population of interest.

ms_behav_go_hiv_test: Did watching Shuga make you more willing to: Go for an HIV test?




Information	[Type= discrete] [Format=numeric] [Range= 0-98] [Missing=*]
Statistics [NW/ W]	[Valid=152 /-] [Invalid=2032 /-]

Value	Label	Cases	Percentage
0	No, I have never had it	0	
1	Yes	130	 85.5%
2	No	16	 10.5%
3	Yes, but not sure about the exact age	0	
90	I am not sure	0	
93	Prefer not to answer	6	 3.9%
95	Not had sex with this partner in the last 4 weeks	0	
98	Don't know	0	
Sysmiss		2032	

Warning: these figures indicate the number of cases found in the data file. They cannot be interpreted as summary statistics of the population of interest.

ms_behav_help_pos_person: Did watching Shuga make you more willing to: Help someone who is HIV positive?



Information	[Type= discrete] [Format=numeric] [Range= 0-98] [Missing=*]
Statistics [NW/ W]	[Valid=152 /-] [Invalid=2032 /-]

Value	Label	Cases	Percentage
0	No, I have never had it	0	
1	Yes	131	 86.2%
2	No	19	 12.5%
3	Yes, but not sure about the exact age	0	
90	I am not sure	0	
93	Prefer not to answer	2	 1.3%
95	Not had sex with this partner in the last 4 weeks	0	
98	Don't know	0	
Sysmiss		2032	

Warning: these figures indicate the number of cases found in the data file. They cannot be interpreted as summary statistics of the population of interest.


ms_intend_to_get_tested: After watching MTV Shuga did you feel like you needed to have an HIV test?

Information	[Type= discrete] [Format=numeric] [Range= 0-98] [Missing=*]
Statistics [NW/ W]	[Valid=152 /-] [Invalid=2032 /-]

Value	Label	Cases	Percentage
0	No, I have never had it	0	
1	Yes	123	 80.9%
2	No	24	 15.8%
3	Yes, but not sure about the exact age	0	

File : AHRI.DREAMS.NestedCohort.ExposureToShuga.2018.v1




ms_intend_to_get_tested: After watching MTV Shuga did you feel like you needed to have an HIV test?

Value	Label	Cases	Percentage
90	I am not sure	0	
93	Prefer not to answer	5	 3.3%
95	Not had sex with this partner in the last 4 weeks	0	
98	Don't know	0	
Sysmiss		2032	

Warning: these figures indicate the number of cases found in the data file. They cannot be interpreted as summary statistics of the population of interest.

ms_intend_use_contracept: After watching MTV Shuga did you feel like you needed to start using contracepti




Information	[Type= discrete] [Format=numeric] [Range= 0-98] [Missing=*]
Statistics [NW/ W]	[Valid=152 -] [Invalid=2032 -]

Value	Label	Cases	Percentage
0	No, I have never had it	0	
1	Yes	107	 70.4%
2	No	35	 23.0%
3	Yes, but not sure about the exact age	0	
90	I am not sure	0	
93	Prefer not to answer	10	 6.6%
95	Not had sex with this partner in the last 4 weeks	0	
98	Don't know	0	
Sysmiss		2032	

Warning: these figures indicate the number of cases found in the data file. They cannot be interpreted as summary statistics of the population of interest.

ms_intend_pract_safe_sex: After watching MTV Shuga did you feel like you needed to practise safer sex (Or



Information	[Type= discrete] [Format=numeric] [Range= 0-98] [Missing=*]
Statistics [NW/ W]	[Valid=152 -] [Invalid=2032 -]

Value	Label	Cases	Percentage
0	No, I have never had it	0	
1	Yes	123	 80.9%
2	No	20	 13.2%
3	Yes, but not sure about the exact age	0	
90	I am not sure	0	
93	Prefer not to answer	9	 5.9%
95	Not had sex with this partner in the last 4 weeks	0	
98	Don't know	0	
Sysmiss		2032	

Warning: these figures indicate the number of cases found in the data file. They cannot be interpreted as summary statistics of the population of interest.

ms_intend_start_prep: After watching MTV Shuga did you feel like you needed to start using PreP?

Information	[Type= discrete] [Format=numeric] [Range= 0-98] [Missing=*]
Statistics [NW/ W]	[Valid=152 -] [Invalid=2032 -]

Value	Label	Cases	Percentage
0	No, I have never had it	0	
1	Yes	94	 61.8%
2	No	41	 27.0%

File : AHRI.DREAMS.NestedCohort.ExposureToShuga.2018.v1

ms_intend_start_prep: After watching MTV Shuga did you feel like you needed to start using PreP?

Value	Label	Cases	Percentage
3	Yes, but not sure about the exact age	0	
90	I am not sure	0	
93	Prefer not to answer	17	<div></div> 11.2%
95	Not had sex with this partner in the last 4 weeks	0	
98	Don't know	0	
Sysmiss		2032	

Warning: these figures indicate the number of cases found in the data file. They cannot be interpreted as summary statistics of the population of interest.

# ms_charid_had_fav_charac: Did you have any favorite character in MTV Shuga Down South?			
Information	[Type= discrete] [Format=numeric] [Range= 0-98] [Missing=*]		
Statistics [NW/ W]	[Valid=76 /-] [Invalid=2108 /-]		
Value	Label	Cases	Percentage
0	No, I have never had it	0	
1	Yes	58	<div><div></div></div> 76.3%
2	No	16	<div><div></div></div> 21.1%
3	Yes, but not sure about the exact age	0	
90	I am not sure	0	
93	Prefer not to answer	2	<div><div></div></div> 2.6%
95	Not had sex with this partner in the last 4 weeks	0	
98	Don't know	0	
Sysmiss		2108	
Warning: these figures indicate the number of cases found in the data file. They cannot be interpreted as summary statistics of the population of interest.			
# ms_charid_had_rel_charac: Did you have a character that you related to?			
Information	[Type= discrete] [Format=numeric] [Range= 0-98] [Missing=*]		
Statistics [NW/ W]	[Valid=76 /-] [Invalid=2108 /-]		
Value	Label	Cases	Percentage
0	No, I have never had it	0	
1	Yes	29	<div><div></div></div> 38.2%
2	No	45	<div><div></div></div> 59.2%
3	Yes, but not sure about the exact age	0	
90	I am not sure	0	
93	Prefer not to answer	2	<div><div></div></div> 2.6%
95	Not had sex with this partner in the last 4 weeks	0	
98	Don't know	0	
Sysmiss		2108	
Warning: these figures indicate the number of cases found in the data file. They cannot be interpreted as summary statistics of the population of interest.			
# ms_charid_your_rel_charac: Who was the character that you related to?			
Information	[Type= discrete] [Format=numeric] [Range= 1-96] [Missing=*]		
Statistics [NW/ W]	[Valid=29 /-] [Invalid=2155 /-]		
Value	Label	Cases	Percentage
1	Bongi	2	<div><div></div></div> 6.9%
2	Clint	1	<div><div></div></div> 3.4%
3	Coalstove	1	<div><div></div></div> 3.4%
4	Femi	0	
5	Ipeleng	18	<div><div></div></div> 62.1%
6	Khensani	2	<div><div></div></div> 6.9%
7	Leo	0	
8	Q	1	<div><div></div></div> 3.4%
9	Reggie	0	
10	Rakeem	0	
11	Sheila	0	
12	Sizwe	1	<div><div></div></div> 3.4%
13	Sol	0	

# ms_charid_your_rel_charac: Who was the character that you related to?			
Value	Label	Cases	Percentage
14	Storm	0	
15	Tsholofela	2	<div><div></div></div> 6.9%
16	Zamo	1	<div><div></div></div> 3.4%
96	Other specify	0	
Sysmiss		2155	
Warning: these figures indicate the number of cases found in the data file. They cannot be interpreted as summary statistics of the population of interest.			
# ms_charid_your_fav_oth: Please specify details on the other favorite character you had			
Information	[Type= discrete] [Format=character] [Missing=*]		
Statistics [NW/ W]	[Valid=0 /-] [Invalid=0 /-]		
# ms_socm_fav_media_platf: What is your favorite social media platform for messaging?			
Information	[Type= discrete] [Format=numeric] [Range= 1-96] [Missing=*]		
Statistics [NW/ W]	[Valid=1853 /-] [Invalid=331 /-]		
Value	Label	Cases	Percentage
1	Facebook	745	<div><div></div></div> 40.2%
2	Instagram	12	<div><div></div></div> 0.6%
3	Snapchat	1	<div><div></div></div> 0.1%
4	Twitter	10	<div><div></div></div> 0.5%
5	You Tube	8	<div><div></div></div> 0.4%
6	What's App	470	<div><div></div></div> 25.4%
7	WeChat	2	<div><div></div></div> 0.1%
8	SMS	65	<div><div></div></div> 3.5%
9	I don't use anything	532	<div><div></div></div> 28.7%
96	Other specify	8	<div><div></div></div> 0.4%
Sysmiss		331	
Warning: these figures indicate the number of cases found in the data file. They cannot be interpreted as summary statistics of the population of interest.			
# ms_socm_fav_media_oth: Please specify details on the other favorite media platform			
Information	[Type= discrete] [Format=character] [Missing=*]		
Statistics [NW/ W]	[Valid=8 /-] [Invalid=0 /-]		
# ms_socm_use_phone_for_1: What do you use your mobile phone for?			
Information	[Type= discrete] [Format=numeric] [Range= 1-93] [Missing=*]		
Statistics [NW/ W]	[Valid=1105 /-] [Invalid=1079 /-]		
Value	Label	Cases	Percentage
1	Phone calls	1105	<div><div></div></div> 100.0%
2	SMS	0	
3	Taking pictures	0	
4	Watching movies	0	
5	Chat on Social media	0	
6	I don't have a phone	0	
7	Internet	0	
93	Prefer not to answer	0	
Sysmiss		1079	
Warning: these figures indicate the number of cases found in the data file. They cannot be interpreted as summary statistics of the population of interest.			

# ms_socm_use_phone_for_2: What do you use your mobile phone for?			
Information	[Type= discrete] [Format=numeric] [Range= 1-93] [Missing=*]		
Statistics [NW/ W]	[Valid=566 /-] [Invalid=1618 /-]		
Value	Label	Cases	Percentage
1	Phone calls	0	
2	SMS	566	<div><div></div></div> 100.0%
3	Taking pictures	0	
4	Watching movies	0	
5	Chat on Social media	0	
6	I don't have a phone	0	
7	Internet	0	
93	Prefer not to answer	0	
Sysmiss		1618	
Warning: these figures indicate the number of cases found in the data file. They cannot be interpreted as summary statistics of the population of interest.			
# ms_socm_use_phone_for_3: What do you use your mobile phone for?			
Information	[Type= discrete] [Format=numeric] [Range= 1-93] [Missing=*]		
Statistics [NW/ W]	[Valid=385 /-] [Invalid=1799 /-]		
Value	Label	Cases	Percentage
1	Phone calls	0	
2	SMS	0	
3	Taking pictures	385	<div><div></div></div> 100.0%
4	Watching movies	0	
5	Chat on Social media	0	
6	I don't have a phone	0	
7	Internet	0	
93	Prefer not to answer	0	
Sysmiss		1799	
Warning: these figures indicate the number of cases found in the data file. They cannot be interpreted as summary statistics of the population of interest.			
# ms_socm_use_phone_for_4: What do you use your mobile phone for?			
Information	[Type= discrete] [Format=numeric] [Range= 1-93] [Missing=*]		
Statistics [NW/ W]	[Valid=63 /-] [Invalid=2121 /-]		
Value	Label	Cases	Percentage
1	Phone calls	0	
2	SMS	0	
3	Taking pictures	0	
4	Watching movies	63	<div><div></div></div> 100.0%
5	Chat on Social media	0	
6	I don't have a phone	0	
7	Internet	0	
93	Prefer not to answer	0	
Sysmiss		2121	
Warning: these figures indicate the number of cases found in the data file. They cannot be interpreted as summary statistics of the population of interest.			
# ms_socm_use_phone_for_5: What do you use your mobile phone for?			
Information	[Type= discrete] [Format=numeric] [Range= 1-93] [Missing=*]		
Statistics [NW/ W]	[Valid=643 /-] [Invalid=1541 /-]		

# ms_socm_use_phone_for_5: What do you use your mobile phone for?			
Value	Label	Cases	Percentage
1	Phone calls	0	
2	SMS	0	
3	Taking pictures	0	
4	Watching movies	0	
5	Chat on Social media	643	<div><div></div></div> 100.0%
6	I don't have a phone	0	
7	Internet	0	
93	Prefer not to answer	0	
Sysmiss		1541	
Warning: these figures indicate the number of cases found in the data file. They cannot be interpreted as summary statistics of the population of interest.			
# ms_socm_use_phone_for_6: What do you use your mobile phone for?			
Information	[Type= discrete] [Format=numeric] [Range= 1-93] [Missing=*]		
Statistics [NW/ W]	[Valid=528 /-] [Invalid=1656 /-]		
Value	Label	Cases	Percentage
1	Phone calls	0	
2	SMS	0	
3	Taking pictures	0	
4	Watching movies	0	
5	Chat on Social media	0	
6	I don't have a phone	528	<div><div></div></div> 100.0%
7	Internet	0	
93	Prefer not to answer	0	
Sysmiss		1656	
Warning: these figures indicate the number of cases found in the data file. They cannot be interpreted as summary statistics of the population of interest.			
# ms_socm_use_phone_for_7: What do you use your mobile phone for?			
Information	[Type= discrete] [Format=numeric] [Range= 1-93] [Missing=*]		
Statistics [NW/ W]	[Valid=558 /-] [Invalid=1626 /-]		
Value	Label	Cases	Percentage
1	Phone calls	0	
2	SMS	0	
3	Taking pictures	0	
4	Watching movies	0	
5	Chat on Social media	0	
6	I don't have a phone	0	
7	Internet	558	<div><div></div></div> 100.0%
93	Prefer not to answer	0	
Sysmiss		1626	
Warning: these figures indicate the number of cases found in the data file. They cannot be interpreted as summary statistics of the population of interest.			
# ms_socm_use_phone_for_93: What do you use your mobile phone for?			
Information	[Type= discrete] [Format=numeric] [Range= 1-93] [Missing=*]		
Statistics [NW/ W]	[Valid=4 /-] [Invalid=2180 /-]		
Value	Label	Cases	Percentage
1	Phone calls	0	

# ms_socm_use_phone_for_93: What do you use your mobile phone for?			
Value	Label	Cases	Percentage
2	SMS	0	
3	Taking pictures	0	
4	Watching movies	0	
5	Chat on Social media	0	
6	I don't have a phone	0	
7	Internet	0	
93	Prefer not to answer	4	100.0%
Sysmiss		2180	
Warning: these figures indicate the number of cases found in the data file. They cannot be interpreted as summary statistics of the population of interest.			
# ms_know_hiv_prevent_1: Which method do you use/have you used to avoid getting HIV?			
Information	[Type= discrete] [Format=numeric] [Range= 1-96] [Missing=*]		
Statistics [NW/ W]	[Valid=2 -/] [Invalid=2182 -/]		
Value	Label	Cases	Percentage
1	PrEP	2	100.0%
2	Condoms	0	
3	PEP	0	
4	None	0	
5	Never had sex	0	
96	Other specify	0	
Sysmiss		2182	
Warning: these figures indicate the number of cases found in the data file. They cannot be interpreted as summary statistics of the population of interest.			
# ms_know_hiv_prevent_2: Which method do you use/have you used to avoid getting HIV?			
Information	[Type= discrete] [Format=numeric] [Range= 1-96] [Missing=*]		
Statistics [NW/ W]	[Valid=585 -/] [Invalid=1599 -/]		
Value	Label	Cases	Percentage
1	PrEP	0	
2	Condoms	585	100.0%
3	PEP	0	
4	None	0	
5	Never had sex	0	
96	Other specify	0	
Sysmiss		1599	
Warning: these figures indicate the number of cases found in the data file. They cannot be interpreted as summary statistics of the population of interest.			
# ms_know_hiv_prevent_3: Which method do you use/have you used to avoid getting HIV?			
Information	[Type= discrete] [Format=numeric] [Range= 1-96] [Missing=*]		
Statistics [NW/ W]	[Valid=4 -/] [Invalid=2180 -/]		
Value	Label	Cases	Percentage
1	PrEP	0	
2	Condoms	0	
3	PEP	4	100.0%
4	None	0	
5	Never had sex	0	
96	Other specify	0	

# ms_know_hiv_prevent_3: Which method do you use/have you used to avoid getting HIV?			
Value	Label	Cases	Percentage
Sysmiss		2180	
Warning: these figures indicate the number of cases found in the data file. They cannot be interpreted as summary statistics of the population of interest.			
# ms_know_hiv_prevent_4: Which method do you use/have you used to avoid getting HIV?			
Information	[Type= discrete] [Format=numeric] [Range= 1-96] [Missing=*]		
Statistics [NW/ W]	[Valid=369 /-] [Invalid=1815 /-]		
Value	Label	Cases	Percentage
1	PrEP	0	
2	Condoms	0	
3	PEP	0	
4	None	369	100.0%
5	Never had sex	0	
96	Other specify	0	
Sysmiss		1815	
Warning: these figures indicate the number of cases found in the data file. They cannot be interpreted as summary statistics of the population of interest.			
# ms_know_hiv_prevent_5: Which method do you use/have you used to avoid getting HIV?			
Information	[Type= discrete] [Format=numeric] [Range= 1-96] [Missing=*]		
Statistics [NW/ W]	[Valid=845 /-] [Invalid=1339 /-]		
Value	Label	Cases	Percentage
1	PrEP	0	
2	Condoms	0	
3	PEP	0	
4	None	0	
5	Never had sex	845	100.0%
96	Other specify	0	
Sysmiss		1339	
Warning: these figures indicate the number of cases found in the data file. They cannot be interpreted as summary statistics of the population of interest.			
# ms_know_hiv_prevent_96: Which method do you use/have you used to avoid getting HIV?			
Information	[Type= discrete] [Format=numeric] [Range= 1-96] [Missing=*]		
Statistics [NW/ W]	[Valid=12 /-] [Invalid=2172 /-]		
Value	Label	Cases	Percentage
1	PrEP	0	
2	Condoms	0	
3	PEP	0	
4	None	0	
5	Never had sex	0	
96	Other specify	12	100.0%
Sysmiss		2172	
Warning: these figures indicate the number of cases found in the data file. They cannot be interpreted as summary statistics of the population of interest.			
# ms_know_hiv_prevent_oth: Please specify details on the other method to avoid getting HIV			
Information	[Type= discrete] [Format=character] [Missing=*]		
Statistics [NW/ W]	[Valid=11 /-] [Invalid=0 /-]		

# ms_stigma_rel_hiv_pos: Would you be willing to be in a romantic relationship with someone who is HIV+?			
Information	[Type= discrete] [Format=numeric] [Range= 0-98] [Missing=*]		
Statistics [NW/ W]	[Valid=1853 /-] [Invalid=331 /-]		
Value	Label	Cases	Percentage
0	No, I have never had it	0	
1	Yes	237	<div><div></div></div> 12.8%
2	No	1456	<div><div></div></div> 78.6%
3	Yes, but not sure about the exact age	0	
90	I am not sure	49	<div><div></div></div> 2.6%
93	Prefer not to answer	7	<div><div></div></div> 0.4%
95	Not had sex with this partner in the last 4 weeks	0	
98	Don't know	104	<div><div></div></div> 5.6%
Sysmiss		331	
Warning: these figures indicate the number of cases found in the data file. They cannot be interpreted as summary statistics of the population of interest.			
# ms_stigma_att_supp_group: Would you support a friend or romantic partner with HIV by going to an HIV suppo			
Information	[Type= discrete] [Format=numeric] [Range= 0-98] [Missing=*]		
Statistics [NW/ W]	[Valid=1853 /-] [Invalid=331 /-]		
Value	Label	Cases	Percentage
0	No, I have never had it	0	
1	Yes	1694	<div><div></div></div> 91.4%
2	No	123	<div><div></div></div> 6.6%
3	Yes, but not sure about the exact age	0	
90	I am not sure	8	<div><div></div></div> 0.4%
93	Prefer not to answer	3	<div><div></div></div> 0.2%
95	Not had sex with this partner in the last 4 weeks	0	
98	Don't know	25	<div><div></div></div> 1.3%
Sysmiss		331	
Warning: these figures indicate the number of cases found in the data file. They cannot be interpreted as summary statistics of the population of interest.			
# ms_stigma_samesex_rel: Do you think your community would judge negatively men and women in same-sex rel			
Information	[Type= discrete] [Format=numeric] [Range= 0-98] [Missing=*]		
Statistics [NW/ W]	[Valid=1853 /-] [Invalid=331 /-]		
Value	Label	Cases	Percentage
0	No, I have never had it	0	
1	Yes	927	<div><div></div></div> 50.0%
2	No	654	<div><div></div></div> 35.3%
3	Yes, but not sure about the exact age	0	
90	I am not sure	37	<div><div></div></div> 2.0%
93	Prefer not to answer	4	<div><div></div></div> 0.2%
95	Not had sex with this partner in the last 4 weeks	0	
98	Don't know	231	<div><div></div></div> 12.5%
Sysmiss		331	
Warning: these figures indicate the number of cases found in the data file. They cannot be interpreted as summary statistics of the population of interest.			

File : AHRI.DREAMS.NestedCohort.IndivEduEcoNutritionSituation.2018.v1

project_id: REDCap Project Identifier

Information	[Type= discrete] [Format=numeric] [Range= 319-319] [Missing=*]		
Statistics [NW/ W]	[Valid=2184 /-] [Invalid=0 /-]		
Value	Label	Cases	Percentage
319		2184	<div></div> 100.0%
Warning: these figures indicate the number of cases found in the data file. They cannot be interpreted as summary statistics of the population of interest.			

event_id: REDCap Event Identifier

Information	[Type= discrete] [Format=numeric] [Range= 939-939] [Missing=*]		
Statistics [NW/ W]	[Valid=2184 /-] [Invalid=0 /-]		
Value	Label	Cases	Percentage
939		2184	<div></div> 100.0%
Warning: these figures indicate the number of cases found in the data file. They cannot be interpreted as summary statistics of the population of interest.			

cohort: Cohort Description

Information	[Type= discrete] [Format=character] [Missing=*]		
Statistics [NW/ W]	[Valid=2184 /-] [Invalid=0 /-]		
Value	Label	Cases	Percentage
Nested Cohort		2184	<div></div> 100.0%
Warning: these figures indicate the number of cases found in the data file. They cannot be interpreted as summary statistics of the population of interest.			

round: Round Description

Information	[Type= discrete] [Format=character] [Missing=*]		
Statistics [NW/ W]	[Valid=2184 /-] [Invalid=0 /-]		
Value	Label	Cases	Percentage
Follow Up 1 - 2018		2184	<div></div> 100.0%
Warning: these figures indicate the number of cases found in the data file. They cannot be interpreted as summary statistics of the population of interest.			

IIntId: Individual ID

Information	[Type= continuous] [Format=numeric] [Range= 48-213726] [Missing=*]		
Statistics [NW/ W]	[Valid=2184 /-] [Invalid=0 /-] [Mean=96769.021 /-] [StdDev=45132.469 /-]		

ie_inschool: Are you currently still in school?

Information	[Type= discrete] [Format=numeric] [Range= 0-98] [Missing=*]		
Statistics [NW/ W]	[Valid=1853 /-] [Invalid=331 /-]		
Value	Label	Cases	Percentage
0	No, I have never had it	0	
1	Yes	1357	<div></div> 73.2%
2	No	495	<div></div> 26.7%
3	Yes, but not sure about the exact age	0	
90	I am not sure	0	
93	Prefer not to answer	1	<div></div> 0.1%
95	Not had sex with this partner in the last 4 weeks	0	
98	Don't know	0	
Sysmiss		331	
Warning: these figures indicate the number of cases found in the data file. They cannot be interpreted as summary statistics of the population of interest.			

File : AHRI.DREAMS.NestedCohort.IndivEduEcoNutritionSituation.2018.v1

ie_prev_inschool_state: Where you still in school the last time we saw you?

Information [Type= discrete] [Format=numeric] [Range= 0-98] [Missing=*]

Statistics [NW/ W] [Valid=1638 /-] [Invalid=546 /-]

Value	Label	Cases	Percentage
0	No, I have never had it	0	
1	Yes	1638	100.0%
2	No	0	
3	Yes, but not sure about the exact age	0	
90	I am not sure	0	
93	Prefer not to answer	0	
95	Not had sex with this partner in the last 4 weeks	0	
98	Don't know	0	
Sysmiss		546	

Warning: these figures indicate the number of cases found in the data file. They cannot be interpreted as summary statistics of the population of interest.

ie_schoolgrade: In which grade are you? (Grade 1

Information [Type= discrete] [Format=numeric] [Range= 3-12] [Missing=*]

Statistics [NW/ W] [Valid=1357 /-] [Invalid=827 /-]

ie_daysabssch: How many days were you absent from school?

Information [Type= continuous] [Format=numeric] [Range= 0-30] [Missing=*]

Statistics [NW/ W] [Valid=1357 /-] [Invalid=827 /-] [Mean=1.032 /-] [StdDev=2.311 /-]

ie_schabsreas_1: What were the main reasons why you were absent? [Don't read responses. Select al

Information [Type= discrete] [Format=numeric] [Range= 1-96] [Missing=*]

Statistics [NW/ W] [Valid=311 /-] [Invalid=1873 /-]

Value	Label	Cases	Percentage
1	Health/illness: Went to the doctor / sickness or injury	311	100.0%
2	Weather conditions / floods/ too hot	0	
3	Family responsibilities: Visiting relatives, was out of town/funeral/ relative died/looking after family member/child watched livestock/ child was working/collecting social grant	0	
4	Institutional/in-school factors: educator was absent/educator victimises learner/assaulted by the educator/educator attending course/exam period/no feeding scheme that day/ school opened earlier than expected	0	
5	Financial/cost of education: financial problems/school fees unpaid/ no transport money/did not go on a school trip/did not have complete uniform	0	
6	Child/youth did not want to go to school	0	
7	Transport and physical access: Transport unavailable/school is far away	0	
8	Child/youth was running late for school/fear of punishment	0	
9	Age: Feeling too old/too young to attend school	0	
10	Learning Disabilities/ Learning difficulties/Difficulty coping academically	0	
11	Food insecurity: no or little food	0	
12	Pregnancy	0	
13	Not accepted for enrolment	0	

File : AHRI.DREAMS.NestedCohort.IndivEduEcoNutritionSituation.2018.v1

ie_schabsreas_1: What were the main reasons why you were absent? [Don't read responses. Select al

Value	Label	Cases	Percentage
14	Boredom with school/subject	0	
15	Violence in school/bullying/doesn't feel safe travelling or walking to school	0	
96	Other	0	
Sysmiss		1873	

Warning: these figures indicate the number of cases found in the data file. They cannot be interpreted as summary statistics of the population of interest.

ie_schabsreas_12: What were the main reasons why you were absent? [Don't read responses. Select al

Information	[Type= discrete] [Format=numeric] [Range= 1-96] [Missing=*]
Statistics [NW/ W]	[Valid=9 /-] [Invalid=2175 /-]

Value	Label	Cases	Percentage
1	Health/illness: Went to the doctor / sickness or injury	0	
2	Weather conditions / floods/ too hot	0	
3	Family responsibilities: Visiting relatives, was out of town/funeral/ relative died/looking after family member/child watched livestock/ child was working/collecting social grant	0	
4	Institutional/in-school factors: educator was absent/educator victimises learner/assaulted by the educator/educator attending course/exam period/no feeding scheme that day/ school opened earlier than expected	0	
5	Financial/cost of education: financial problems/school fees unpaid/ no transport money/did not go on a school trip/did not have complete uniform	0	
6	Child/youth did not want to go to school	0	
7	Transport and physical access: Transport unavailable/school is far away	0	
8	Child/youth was running late for school/fear of punishment	0	
9	Age: Feeling too old/too young to attend school	0	
10	Learning Disabilities/ Learning difficulties/Difficulty coping academically	0	
11	Food insecurity: no or little food	0	
12	Pregnancy	9	100.0%
13	Not accepted for enrolment	0	
14	Boredom with school/subject	0	
15	Violence in school/bullying/doesn't feel safe travelling or walking to school	0	
96	Other	0	
Sysmiss		2175	

Warning: these figures indicate the number of cases found in the data file. They cannot be interpreted as summary statistics of the population of interest.

ie_schabsreas_14: What were the main reasons why you were absent? [Don't read responses. Select al

Information	[Type= discrete] [Format=numeric] [Range= 1-96] [Missing=*]
Statistics [NW/ W]	[Valid=6 /-] [Invalid=2178 /-]

Value	Label	Cases	Percentage
1	Health/illness: Went to the doctor / sickness or injury	0	
2	Weather conditions / floods/ too hot	0	

File : AHRI.DREAMS.NestedCohort.IndivEduEcoNutritionSituation.2018.v1

ie_schabsreas_14: What were the main reasons why you were absent? [Don't read responses. Select al

Value	Label	Cases	Percentage
3	Family responsibilities: Visiting relatives, was out of town/funeral/relative died/looking after family member/child watched livestock/child was working/collecting social grant	0	
4	Institutional/in-school factors: educator was absent/educator victimises learner/assaulted by the educator/educator attending course/exam period/no feeding scheme that day/ school opened earlier than expected	0	
5	Financial/cost of education: financial problems/school fees unpaid/no transport money/did not go on a school trip/did not have complete uniform	0	
6	Child/youth did not want to go to school	0	
7	Transport and physical access: Transport unavailable/school is far away	0	
8	Child/youth was running late for school/fear of punishment	0	
9	Age: Feeling too old/too young to attend school	0	
10	Learning Disabilities/ Learning difficulties/Difficulty coping academically	0	
11	Food insecurity: no or little food	0	
12	Pregnancy	0	
13	Not accepted for enrolment	0	
14	Boredom with school/subject	6	100.0%
15	Violence in school/bullying/doesn't feel safe travelling or walking to school	0	
96	Other	0	
Sysmiss		2178	

Warning: these figures indicate the number of cases found in the data file. They cannot be interpreted as summary statistics of the population of interest.

ie_schabsreas_2: What were the main reasons why you were absent? [Don't read responses. Select al

Information	[Type= discrete] [Format=numeric] [Range= 1-96] [Missing=*]		
Statistics [NW/ W]	[Valid=95 /-] [Invalid=2089 /-]		
Value	Label	Cases	Percentage
1	Health/illness: Went to the doctor / sickness or injury	0	
2	Weather conditions / floods/ too hot	95	100.0%
3	Family responsibilities: Visiting relatives, was out of town/funeral/relative died/looking after family member/child watched livestock/child was working/collecting social grant	0	
4	Institutional/in-school factors: educator was absent/educator victimises learner/assaulted by the educator/educator attending course/exam period/no feeding scheme that day/ school opened earlier than expected	0	
5	Financial/cost of education: financial problems/school fees unpaid/no transport money/did not go on a school trip/did not have complete uniform	0	
6	Child/youth did not want to go to school	0	
7	Transport and physical access: Transport unavailable/school is far away	0	
8	Child/youth was running late for school/fear of punishment	0	
9	Age: Feeling too old/too young to attend school	0	
10	Learning Disabilities/ Learning difficulties/Difficulty coping academically	0	

File : AHRI.DREAMS.NestedCohort.IndivEduEcoNutritionSituation.2018.v1

ie_schabsreas_2: What were the main reasons why you were absent? [Don't read responses. Select al

Value	Label	Cases	Percentage
11	Food insecurity: no or little food	0	
12	Pregnancy	0	
13	Not accepted for enrolment	0	
14	Boredom with school/subject	0	
15	Violence in school/bullying/doesn't feel safe travelling or walking to school	0	
96	Other	0	
Sysmiss		2089	

Warning: these figures indicate the number of cases found in the data file. They cannot be interpreted as summary statistics of the population of interest.

ie_schabsreas_3: What were the main reasons why you were absent? [Don't read responses. Select al

Information	[Type= discrete] [Format=numeric] [Range= 1-96] [Missing=*]
Statistics [NW/ W]	[Valid=37 /-] [Invalid=2147 /-]

Value	Label	Cases	Percentage
1	Health/illness: Went to the doctor / sickness or injury	0	
2	Weather conditions / floods/ too hot	0	
3	Family responsibilities: Visiting relatives, was out of town/funeral/ relative died/looking after family member/child watched livestock/ child was working/collecting social grant	37	100.0%
4	Institutional/in-school factors: educator was absent/educator victimises learner/assaulted by the educator/educator attending course/exam period/no feeding scheme that day/ school opened earlier than expected	0	
5	Financial/cost of education: financial problems/school fees unpaid/ no transport money/did not go on a school trip/did not have complete uniform	0	
6	Child/youth did not want to go to school	0	
7	Transport and physical access: Transport unavailable/school is far away	0	
8	Child/youth was running late for school/fear of punishment	0	
9	Age: Feeling too old/too young to attend school	0	
10	Learning Disabilities/ Learning difficulties/Difficulty coping academically	0	
11	Food insecurity: no or little food	0	
12	Pregnancy	0	
13	Not accepted for enrolment	0	
14	Boredom with school/subject	0	
15	Violence in school/bullying/doesn't feel safe travelling or walking to school	0	
96	Other	0	
Sysmiss		2147	

Warning: these figures indicate the number of cases found in the data file. They cannot be interpreted as summary statistics of the population of interest.

ie_schabsreas_4: What were the main reasons why you were absent? [Don't read responses. Select al

Information	[Type= discrete] [Format=numeric] [Range= 1-96] [Missing=*]
Statistics [NW/ W]	[Valid=18 /-] [Invalid=2166 /-]

File : AHRI.DREAMS.NestedCohort.IndivEduEcoNutritionSituation.2018.v1

ie_schabsreas_4: What were the main reasons why you were absent? [Don't read responses. Select al

Value	Label	Cases	Percentage
1	Health/illness: Went to the doctor / sickness or injury	0	
2	Weather conditions / floods/ too hot	0	
3	Family responsibilities: Visiting relatives, was out of town/funeral/ relative died/looking after family member/child watched livestock/ child was working/collecting social grant	0	
4	Institutional/in-school factors: educator was absent/educator victimises learner/assaulted by the educator/educator attending course/exam period/no feeding scheme that day/ school opened earlier than expected	18	100.0%
5	Financial/cost of education: financial problems/school fees unpaid/ no transport money/did not go on a school trip/did not have complete uniform	0	
6	Child/youth did not want to go to school	0	
7	Transport and physical access: Transport unavailable/school is far away	0	
8	Child/youth was running late for school/fear of punishment	0	
9	Age: Feeling too old/too young to attend school	0	
10	Learning Disabilities/ Learning difficulties/Difficulty coping academically	0	
11	Food insecurity: no or little food	0	
12	Pregnancy	0	
13	Not accepted for enrolment	0	
14	Boredom with school/subject	0	
15	Violence in school/bullying/doesn't feel safe travelling or walking to school	0	
96	Other	0	
Sysmiss		2166	

Warning: these figures indicate the number of cases found in the data file. They cannot be interpreted as summary statistics of the population of interest.

ie_schabsreas_5: What were the main reasons why you were absent? [Don't read responses. Select al

Information	[Type= discrete] [Format=numeric] [Range= 1-96] [Missing=*]		
Statistics [NW/ W]	[Valid=6 /-] [Invalid=2178 /-]		
Value	Label	Cases	Percentage
1	Health/illness: Went to the doctor / sickness or injury	0	
2	Weather conditions / floods/ too hot	0	
3	Family responsibilities: Visiting relatives, was out of town/funeral/ relative died/looking after family member/child watched livestock/ child was working/collecting social grant	0	
4	Institutional/in-school factors: educator was absent/educator victimises learner/assaulted by the educator/educator attending course/exam period/no feeding scheme that day/ school opened earlier than expected	0	
5	Financial/cost of education: financial problems/school fees unpaid/ no transport money/did not go on a school trip/did not have complete uniform	6	100.0%
6	Child/youth did not want to go to school	0	
7	Transport and physical access: Transport unavailable/school is far away	0	
8	Child/youth was running late for school/fear of punishment	0	

File : AHRI.DREAMS.NestedCohort.IndivEduEcoNutritionSituation.2018.v1

ie_schabsreas_5: What were the main reasons why you were absent? [Don't read responses. Select al

Value	Label	Cases	Percentage
9	Age: Feeling too old/too young to attend school	0	
10	Learning Disabilities/ Learning difficulties/Difficulty coping academically	0	
11	Food insecurity: no or little food	0	
12	Pregnancy	0	
13	Not accepted for enrolment	0	
14	Boredom with school/subject	0	
15	Violence in school/bullying/doesn't feel safe travelling or walking to school	0	
96	Other	0	
Sysmiss		2178	

Warning: these figures indicate the number of cases found in the data file. They cannot be interpreted as summary statistics of the population of interest.

ie_schabsreas_6: What were the main reasons why you were absent? [Don't read responses. Select al

Information	[Type= discrete] [Format=numeric] [Range= 1-96] [Missing=*]
Statistics [NW/ W]	[Valid=10 /-] [Invalid=2174 /-]

Value	Label	Cases	Percentage
1	Health/illness: Went to the doctor / sickness or injury	0	
2	Weather conditions / floods/ too hot	0	
3	Family responsibilities: Visiting relatives, was out of town/funeral/ relative died/looking after family member/child watched livestock/ child was working/collecting social grant	0	
4	Institutional/in-school factors: educator was absent/educator victimises learner/assaulted by the educator/educator attending course/exam period/no feeding scheme that day/ school opened earlier than expected	0	
5	Financial/cost of education: financial problems/school fees unpaid/ no transport money/did not go on a school trip/did not have complete uniform	0	
6	Child/youth did not want to go to school	10	100.0%
7	Transport and physical access: Transport unavailable/school is far away	0	
8	Child/youth was running late for school/fear of punishment	0	
9	Age: Feeling too old/too young to attend school	0	
10	Learning Disabilities/ Learning difficulties/Difficulty coping academically	0	
11	Food insecurity: no or little food	0	
12	Pregnancy	0	
13	Not accepted for enrolment	0	
14	Boredom with school/subject	0	
15	Violence in school/bullying/doesn't feel safe travelling or walking to school	0	
96	Other	0	
Sysmiss		2174	

Warning: these figures indicate the number of cases found in the data file. They cannot be interpreted as summary statistics of the population of interest.

ie_schabsreas_7: What were the main reasons why you were absent? [Don't read responses. Select al

Information	[Type= discrete] [Format=numeric] [Range= 1-96] [Missing=*]
-------------	---

File : AHRI.DREAMS.NestedCohort.IndivEduEcoNutritionSituation.2018.v1

ie_schabsreas_7: What were the main reasons why you were absent? [Don't read responses. Select al

Statistics [NW/ W] [Valid=14 /-] [Invalid=2170 /-]

Value	Label	Cases	Percentage
1	Health/illness: Went to the doctor / sickness or injury	0	
2	Weather conditions / floods/ too hot	0	
3	Family responsibilities: Visiting relatives, was out of town/funeral/ relative died/looking after family member/child watched livestock/ child was working/collecting social grant	0	
4	Institutional/in-school factors: educator was absent/educator victimises learner/assaulted by the educator/educator attending course/exam period/no feeding scheme that day/ school opened earlier than expected	0	
5	Financial/cost of education: financial problems/school fees unpaid/ no transport money/did not go on a school trip/did not have complete uniform	0	
6	Child/youth did not want to go to school	0	
7	Transport and physical access: Transport unavailable/school is far away	14	100.0%
8	Child/youth was running late for school/fear of punishment	0	
9	Age: Feeling too old/too young to attend school	0	
10	Learning Disabilities/ Learning difficulties/Difficulty coping academically	0	
11	Food insecurity: no or little food	0	
12	Pregnancy	0	
13	Not accepted for enrolment	0	
14	Boredom with school/subject	0	
15	Violence in school/bullying/doesn't feel safe travelling or walking to school	0	
96	Other	0	
Sysmiss		2170	

Warning: these figures indicate the number of cases found in the data file. They cannot be interpreted as summary statistics of the population of interest.

ie_schabsreas_8: What were the main reasons why you were absent? [Don't read responses. Select al

Information [Type= discrete] [Format=numeric] [Range= 1-96] [Missing=*]

Statistics [NW/ W] [Valid=6 /-] [Invalid=2178 /-]

Value	Label	Cases	Percentage
1	Health/illness: Went to the doctor / sickness or injury	0	
2	Weather conditions / floods/ too hot	0	
3	Family responsibilities: Visiting relatives, was out of town/funeral/ relative died/looking after family member/child watched livestock/ child was working/collecting social grant	0	
4	Institutional/in-school factors: educator was absent/educator victimises learner/assaulted by the educator/educator attending course/exam period/no feeding scheme that day/ school opened earlier than expected	0	
5	Financial/cost of education: financial problems/school fees unpaid/ no transport money/did not go on a school trip/did not have complete uniform	0	
6	Child/youth did not want to go to school	0	
7	Transport and physical access: Transport unavailable/school is far away	0	

File : AHRI.DREAMS.NestedCohort.IndivEduEcoNutritionSituation.2018.v1

ie_schabsreas_8: What were the main reasons why you were absent? [Don't read responses. Select al

Value	Label	Cases	Percentage
8	Child/youth was running late for school/fear of punishment	6	100.0%
9	Age: Feeling too old/too young to attend school	0	
10	Learning Disabilities/ Learning difficulties/Difficulty coping academically	0	
11	Food insecurity: no or little food	0	
12	Pregnancy	0	
13	Not accepted for enrolment	0	
14	Boredom with school/subject	0	
15	Violence in school/bullying/doesn't feel safe travelling or walking to school	0	
96	Other	0	
Sysmiss		2178	

Warning: these figures indicate the number of cases found in the data file. They cannot be interpreted as summary statistics of the population of interest.

ie_schabsreas_96: What were the main reasons why you were absent? [Don't read responses. Select al

Information	[Type= discrete] [Format=numeric] [Range= 1-96] [Missing=*]
Statistics [NW/ W]	[Valid=29 /-] [Invalid=2155 /-]

Value	Label	Cases	Percentage
1	Health/illness: Went to the doctor / sickness or injury	0	
2	Weather conditions / floods/ too hot	0	
3	Family responsibilities: Visiting relatives, was out of town/funeral/ relative died/looking after family member/child watched livestock/ child was working/collecting social grant	0	
4	Institutional/in-school factors: educator was absent/educator victimises learner/assaulted by the educator/educator attending course/exam period/no feeding scheme that day/ school opened earlier than expected	0	
5	Financial/cost of education: financial problems/school fees unpaid/ no transport money/did not go on a school trip/did not have complete uniform	0	
6	Child/youth did not want to go to school	0	
7	Transport and physical access: Transport unavailable/school is far away	0	
8	Child/youth was running late for school/fear of punishment	0	
9	Age: Feeling too old/too young to attend school	0	
10	Learning Disabilities/ Learning difficulties/Difficulty coping academically	0	
11	Food insecurity: no or little food	0	
12	Pregnancy	0	
13	Not accepted for enrolment	0	
14	Boredom with school/subject	0	
15	Violence in school/bullying/doesn't feel safe travelling or walking to school	0	
96	Other	29	100.0%
Sysmiss		2155	

Warning: these figures indicate the number of cases found in the data file. They cannot be interpreted as summary statistics of the population of interest.

File : AHRI.DREAMS.NestedCohort.IndivEduEcoNutritionSituation.2018.v1

ie_absschreasoht: Please specify the other reasons for being absent

Information	[Type= discrete] [Format=character] [Missing=*]
Statistics [NW/ W]	[Valid=34 /-] [Invalid=0 /-]

ie_reas_leave_school_1: What were the main reasons you left school?

Information	[Type= discrete] [Format=numeric] [Range= 1-96] [Missing=*]
Statistics [NW/ W]	[Valid=7 /-] [Invalid=2177 /-]

Value	Label	Cases	Percentage
1	Your health: you suffered chronic ill-health	7	100.0%
2	Family care: a family member required you to care for them	0	
3	Financial issues: cannot afford school / family requires you to work for money	0	
4	Learning difficulty: school has become too hard	0	
5	Social reasons: students or teachers are unkind / friends left school	0	
6	Pregnancy	0	
7	Age: you feel too old for school	0	
8	Violence: bullying	0	
9	Change of school: next school was too far away / too expensive	0	
10	Matriculated	0	
96	Other: Please specify the other reasons for leaving school	0	
Sysmiss		2177	

Warning: these figures indicate the number of cases found in the data file. They cannot be interpreted as summary statistics of the population of interest.

ie_reas_leave_school_10: What were the main reasons you left school?

Information	[Type= discrete] [Format=numeric] [Range= 1-96] [Missing=*]
Statistics [NW/ W]	[Valid=54 /-] [Invalid=2130 /-]

Value	Label	Cases	Percentage
1	Your health: you suffered chronic ill-health	0	
2	Family care: a family member required you to care for them	0	
3	Financial issues: cannot afford school / family requires you to work for money	0	
4	Learning difficulty: school has become too hard	0	
5	Social reasons: students or teachers are unkind / friends left school	0	
6	Pregnancy	0	
7	Age: you feel too old for school	0	
8	Violence: bullying	0	
9	Change of school: next school was too far away / too expensive	0	
10	Matriculated	54	100.0%
96	Other: Please specify the other reasons for leaving school	0	
Sysmiss		2130	

Warning: these figures indicate the number of cases found in the data file. They cannot be interpreted as summary statistics of the population of interest.

ie_reas_leave_school_2: What were the main reasons you left school?

Information	[Type= discrete] [Format=numeric] [Range= 1-96] [Missing=*]
Statistics [NW/ W]	[Valid=3 /-] [Invalid=2181 /-]

Value	Label	Cases	Percentage
1	Your health: you suffered chronic ill-health	0	

File : AHRI.DREAMS.NestedCohort.IndivEduEcoNutritionSituation.2018.v1

ie_reas_leave_school_2: What were the main reasons you left school?

Value	Label	Cases	Percentage
2	Family care: a family member required you to care for them	3	100.0%
3	Financial issues: cannot afford school / family requires you to work for money	0	
4	Learning difficulty: school has become too hard	0	
5	Social reasons: students or teachers are unkind / friends left school	0	
6	Pregnancy	0	
7	Age: you feel too old for school	0	
8	Violence: bullying	0	
9	Change of school: next school was too far away / too expensive	0	
10	Matriculated	0	
96	Other: Please specify the other reasons for leaving school	0	
Sysmiss		2181	

Warning: these figures indicate the number of cases found in the data file. They cannot be interpreted as summary statistics of the population of interest.

ie_reas_leave_school_3: What were the main reasons you left school?

Information	[Type= discrete] [Format=numeric] [Range= 1-96] [Missing=*]
Statistics [NW/ W]	[Valid=3 /-] [Invalid=2181 /-]

Value	Label	Cases	Percentage
1	Your health: you suffered chronic ill-health	0	
2	Family care: a family member required you to care for them	0	
3	Financial issues: cannot afford school / family requires you to work for money	3	100.0%
4	Learning difficulty: school has become too hard	0	
5	Social reasons: students or teachers are unkind / friends left school	0	
6	Pregnancy	0	
7	Age: you feel too old for school	0	
8	Violence: bullying	0	
9	Change of school: next school was too far away / too expensive	0	
10	Matriculated	0	
96	Other: Please specify the other reasons for leaving school	0	
Sysmiss		2181	

Warning: these figures indicate the number of cases found in the data file. They cannot be interpreted as summary statistics of the population of interest.

ie_reas_leave_school_4: What were the main reasons you left school?

Information	[Type= discrete] [Format=numeric] [Range= 1-96] [Missing=*]
Statistics [NW/ W]	[Valid=3 /-] [Invalid=2181 /-]

Value	Label	Cases	Percentage
1	Your health: you suffered chronic ill-health	0	
2	Family care: a family member required you to care for them	0	
3	Financial issues: cannot afford school / family requires you to work for money	0	
4	Learning difficulty: school has become too hard	3	100.0%
5	Social reasons: students or teachers are unkind / friends left school	0	
6	Pregnancy	0	
7	Age: you feel too old for school	0	

File : AHRI.DREAMS.NestedCohort.IndivEduEcoNutritionSituation.2018.v1

ie_reas_leave_school_4: What were the main reasons you left school?

Value	Label	Cases	Percentage
8	Violence: bullying	0	
9	Change of school: next school was too far away / too expensive	0	
10	Matriculated	0	
96	Other: Please specify the other reasons for leaving school	0	
Sysmiss		2181	

Warning: these figures indicate the number of cases found in the data file. They cannot be interpreted as summary statistics of the population of interest.

ie_reas_leave_school_6: What were the main reasons you left school?

Information	[Type= discrete] [Format=numeric] [Range= 1-96] [Missing=*]
Statistics [NW/ W]	[Valid=16 /-] [Invalid=2168 /-]

Value	Label	Cases	Percentage
1	Your health: you suffered chronic ill-health	0	
2	Family care: a family member required you to care for them	0	
3	Financial issues: cannot afford school / family requires you to work for money	0	
4	Learning difficulty: school has become too hard	0	
5	Social reasons: students or teachers are unkind / friends left school	0	
6	Pregnancy	16	100.0%
7	Age: you feel too old for school	0	
8	Violence: bullying	0	
9	Change of school: next school was too far away / too expensive	0	
10	Matriculated	0	
96	Other: Please specify the other reasons for leaving school	0	
Sysmiss		2168	

Warning: these figures indicate the number of cases found in the data file. They cannot be interpreted as summary statistics of the population of interest.

ie_reas_leave_school_96: What were the main reasons you left school?

Information	[Type= discrete] [Format=numeric] [Range= 1-96] [Missing=*]
Statistics [NW/ W]	[Valid=2 /-] [Invalid=2182 /-]

Value	Label	Cases	Percentage
1	Your health: you suffered chronic ill-health	0	
2	Family care: a family member required you to care for them	0	
3	Financial issues: cannot afford school / family requires you to work for money	0	
4	Learning difficulty: school has become too hard	0	
5	Social reasons: students or teachers are unkind / friends left school	0	
6	Pregnancy	0	
7	Age: you feel too old for school	0	
8	Violence: bullying	0	
9	Change of school: next school was too far away / too expensive	0	
10	Matriculated	0	
96	Other: Please specify the other reasons for leaving school	2	100.0%
Sysmiss		2182	

Warning: these figures indicate the number of cases found in the data file. They cannot be interpreted as summary statistics of the population of interest.

File : AHRI.DREAMS.NestedCohort.IndivEduEcoNutritionSituation.2018.v1

ie_reas_leave_school_oth: Please specify the other reasons for leaving school

Information	[Type= discrete] [Format=character] [Missing=*]
Statistics [NW/ W]	[Valid=0 /-] [Invalid=0 /-]

ie_mainreas_leave_school: Which of the reasons you have given was the most important reason for leaving sc

Information	[Type= discrete] [Format=character] [Missing=*]
Statistics [NW/ W]	[Valid=0 /-] [Invalid=0 /-]

ie_highlevledu: What is your highest level of education achieved / qualification ('attainment')

Information	[Type= discrete] [Format=numeric] [Range= 0-98] [Missing=*]
Statistics [NW/ W]	[Valid=488 /-] [Invalid=1696 /-]

Value	Label	Cases	Percentage
0	None	0	
1	Some primary	10	2.0%
2	Some secondary	120	24.6%
3	Completed secondary/matrikulated	315	64.5%
4	Certificate	36	7.4%
5	Diploma	4	0.8%
6	Bachelors degree	3	0.6%
7	Bachelors + Diploma	0	
8	Honours	0	
93	Prefer not to answer	0	
98	Don't know	0	
Sysmiss		1696	

Warning: these figures indicate the number of cases found in the data file. They cannot be interpreted as summary statistics of the population of interest.

ie_employed: Are you currently in full

Information	[Type= discrete] [Format=numeric] [Range= 1-98] [Missing=*]
Statistics [NW/ W]	[Valid=1853 /-] [Invalid=331 /-]

Value	Label	Cases	Percentage
1	Full-time employment	7	0.4%
2	No, Not employeeed	1828	98.7%
3	Part-time employment	18	1.0%
4	Studying	0	
93	Prefer not to answer	0	
98	Don't know	0	
Sysmiss		331	

Warning: these figures indicate the number of cases found in the data file. They cannot be interpreted as summary statistics of the population of interest.

ie_othincome: Do you have any other source of income?

Information	[Type= discrete] [Format=numeric] [Range= 0-98] [Missing=*]
Statistics [NW/ W]	[Valid=1853 /-] [Invalid=331 /-]

Value	Label	Cases	Percentage
0	No, I have never had it	0	
1	Yes	52	2.8%
2	No	1797	97.0%

File : AHRI.DREAMS.NestedCohort.IndivEduEcoNutritionSituation.2018.v1

ie_othincome: Do you have any other source of income?

Value	Label	Cases	Percentage
3	Yes, but not sure about the exact age	0	
90	I am not sure	0	
93	Prefer not to answer	4	0.2%
95	Not had sex with this partner in the last 4 weeks	0	
98	Don't know	0	
Sysmiss		331	

Warning: these figures indicate the number of cases found in the data file. They cannot be interpreted as summary statistics of the population of interest.

ie_incomeoth: What Other sources of income do you have?

Information	[Type= discrete] [Format=character] [Missing=*]
Statistics [NW/ W]	[Valid=51 /-] [Invalid=0 /-]

ie_granttype_1: Do you receive any Government Grant for yourself? Please specify the types of gr

Information	[Type= discrete] [Format=numeric] [Range= 1-98] [Missing=*]
Statistics [NW/ W]	[Valid=316 /-] [Invalid=1868 /-]

Value	Label	Cases	Percentage
1	Yes, Child support	316	100.0%
2	No, none	0	
3	Yes, Foster Care	0	
4	Yes, Disability Care	0	
5	Yes, Old Age Pension	0	
93	Prefer not to answer	0	
96	Other, specify	0	
98	Don't know	0	
Sysmiss		1868	

Warning: these figures indicate the number of cases found in the data file. They cannot be interpreted as summary statistics of the population of interest.

ie_granttype_2: Do you receive any Government Grant for yourself? Please specify the types of gr

Information	[Type= discrete] [Format=numeric] [Range= 1-98] [Missing=*]
Statistics [NW/ W]	[Valid=647 /-] [Invalid=1537 /-]

Value	Label	Cases	Percentage
1	Yes, Child support	0	
2	No, none	647	100.0%
3	Yes, Foster Care	0	
4	Yes, Disability Care	0	
5	Yes, Old Age Pension	0	
93	Prefer not to answer	0	
96	Other, specify	0	
98	Don't know	0	
Sysmiss		1537	

Warning: these figures indicate the number of cases found in the data file. They cannot be interpreted as summary statistics of the population of interest.

ie_granttype_3: Do you receive any Government Grant for yourself? Please specify the types of gr

Information	[Type= discrete] [Format=numeric] [Range= 1-98] [Missing=*]
Statistics [NW/ W]	[Valid=28 /-] [Invalid=2156 /-]

File : AHRI.DREAMS.NestedCohort.IndivEduEcoNutritionSituation.2018.v1

ie_granttype_3: Do you receive any Government Grant for yourself? Please specify the types of gr

Value	Label	Cases	Percentage
1	Yes, Child support	0	
2	No, none	0	
3	Yes, Foster Care	28	100.0%
4	Yes, Disability Care	0	
5	Yes, Old Age Pension	0	
93	Prefer not to answer	0	
96	Other, specify	0	
98	Don't know	0	
Sysmiss		2156	

Warning: these figures indicate the number of cases found in the data file. They cannot be interpreted as summary statistics of the population of interest.

ie_granttype_4: Do you receive any Government Grant for yourself? Please specify the types of gr

Information	[Type= discrete] [Format=numeric] [Range= 1-98] [Missing=*]
Statistics [NW/ W]	[Valid=4 /-] [Invalid=2180 /-]

Value	Label	Cases	Percentage
1	Yes, Child support	0	
2	No, none	0	
3	Yes, Foster Care	0	
4	Yes, Disability Care	4	100.0%
5	Yes, Old Age Pension	0	
93	Prefer not to answer	0	
96	Other, specify	0	
98	Don't know	0	
Sysmiss		2180	

Warning: these figures indicate the number of cases found in the data file. They cannot be interpreted as summary statistics of the population of interest.

ie_granttype_6: Do you receive any Government Grant for yourself? Please specify the types of gr

Information	[Type= discrete] [Format=numeric] [Range= 1-98] [Missing=*]
Statistics [NW/ W]	[Valid=718 /-] [Invalid=1466 /-]

Value	Label	Cases	Percentage
1	Yes, Child support	0	
2	No, none	0	
3	Yes, Foster Care	0	
4	Yes, Disability Care	0	
5	Yes, Old Age Pension	0	
6		718	100.0%
93	Prefer not to answer	0	
96	Other, specify	0	
98	Don't know	0	
Sysmiss		1466	

Warning: these figures indicate the number of cases found in the data file. They cannot be interpreted as summary statistics of the population of interest.

ie_granttype_96: Do you receive any Government Grant for yourself? Please specify the types of gr

Information	[Type= discrete] [Format=numeric] [Range= 1-98] [Missing=*]
-------------	---

File : AHRI.DREAMS.NestedCohort.IndivEduEcoNutritionSituation.2018.v1

ie_granttype_96: Do you receive any Government Grant for yourself? Please specify the types of gr

Statistics [NW/ W] [Valid=2 /-] [Invalid=2182 /-]

Value	Label	Cases	Percentage
1	Yes, Child support	0	
2	No, none	0	
3	Yes, Foster Care	0	
4	Yes, Disability Care	0	
5	Yes, Old Age Pension	0	
93	Prefer not to answer	0	
96	Other, specify	2	100.0%
98	Don't know	0	
Sysmiss		2182	

Warning: these figures indicate the number of cases found in the data file. They cannot be interpreted as summary statistics of the population of interest.

ie_granttype_98: Do you receive any Government Grant for yourself? Please specify the types of gr

Information [Type= discrete] [Format=numeric] [Range= 1-98] [Missing=*]

Statistics [NW/ W] [Valid=15 /-] [Invalid=2169 /-]

Value	Label	Cases	Percentage
1	Yes, Child support	0	
2	No, none	0	
3	Yes, Foster Care	0	
4	Yes, Disability Care	0	
5	Yes, Old Age Pension	0	
93	Prefer not to answer	0	
96	Other, specify	0	
98	Don't know	15	100.0%
Sysmiss		2169	

Warning: these figures indicate the number of cases found in the data file. They cannot be interpreted as summary statistics of the population of interest.

ie_grantoth: Please specify information on the other grant/s

Information [Type= discrete] [Format=character] [Missing=*]

Statistics [NW/ W] [Valid=2 /-] [Invalid=0 /-]

Value	Label	Cases	Percentage
Foster Care Grant		1	50.0%
Hair dresser		1	50.0%

Warning: these figures indicate the number of cases found in the data file. They cannot be interpreted as summary statistics of the population of interest.

ie_chores_time: Are you willing to share how much time did you spend doing household chores, suc

Information [Type= discrete] [Format=numeric] [Range= 0-98] [Missing=*]

Statistics [NW/ W] [Valid=1853 /-] [Invalid=331 /-]

Value	Label	Cases	Percentage
0	No, I have never had it	0	
1	Yes	1758	94.9%
2	No	34	1.8%
3	Yes, but not sure about the exact age	0	

File : AHRI.DREAMS.NestedCohort.IndivEduEcoNutritionSituation.2018.v1

ie_chores_time: Are you willing to share how much time did you spend doing household chores, suc

Value	Label	Cases	Percentage
90	I am not sure	0	
93	Prefer not to answer	0	
95	Not had sex with this partner in the last 4 weeks	0	
98	Don't know	61	3.3%
Sysmiss		331	

Warning: these figures indicate the number of cases found in the data file. They cannot be interpreted as summary statistics of the population of interest.

ie_chores_hours: Hours spent on chores [0.5, 1

Information		[Type= continuous] [Format=numeric] [Range= 0.1-10] [Missing=*/101]	
Statistics [NW/ W]		[Valid=1758 /-] [Invalid=426 /-] [Mean=2.45 /-] [StdDev=1.408 /-]	
Value	Label	Cases	Percentage
101	..		

Warning: these figures indicate the number of cases found in the data file. They cannot be interpreted as summary statistics of the population of interest.

ie_items_own01: A blanket

Information		[Type= discrete] [Format=numeric] [Range= 0-98] [Missing=*]		
Statistics [NW/ W]		[Valid=1853 /-] [Invalid=331 /-]		
Value	Label	Cases	Percentage	
0	No, I have never had it	0	<div><div></div></div> 96.3%	
1	Yes	1784		
2	No	69		<div><div></div></div> 3.7%
3	Yes, but not sure about the exact age	0		
90	I am not sure	0		
93	Prefer not to answer	0		
95	Not had sex with this partner in the last 4 weeks	0		
98	Don't know	0		
Sysmiss		331		

Warning: these figures indicate the number of cases found in the data file. They cannot be interpreted as summary statistics of the population of interest.

ie_items_own02: A pair of shoes

Information		[Type= discrete] [Format=numeric] [Range= 0-98] [Missing=*]	
Statistics [NW/ W]		[Valid=1853 /-] [Invalid=331 /-]	
Value	Label	Cases	Percentage
0	No, I have never had it	0	
1	Yes	1832	<div></div> 98.9%
2	No	20	<div></div> 1.1%
3	Yes, but not sure about the exact age	0	
90	I am not sure	0	
93	Prefer not to answer	1	0.1%
95	Not had sex with this partner in the last 4 weeks	0	
98	Don't know	0	
Sysmiss		331	

Warning: these figures indicate the number of cases found in the data file. They cannot be interpreted as summary statistics of the population of interest.

File : AHRI.DREAMS.NestedCohort.IndivEduEcoNutritionSituation.2018.v1

ie_items_own03: School uniform

Information [Type= discrete] [Format=numeric] [Range= 0-98] [Missing=*]

Statistics [NW/ W] [Valid=1357 /-] [Invalid=827 /-]

Value	Label	Cases	Percentage
0	No, I have never had it	0	
1	Yes	1345	99.1%
2	No	12	0.9%
3	Yes, but not sure about the exact age	0	
90	I am not sure	0	
93	Prefer not to answer	0	
95	Not had sex with this partner in the last 4 weeks	0	
98	Don't know	0	
Sysmiss		827	

Warning: these figures indicate the number of cases found in the data file. They cannot be interpreted as summary statistics of the population of interest.

ie_items_own04: Two sets of clothes (other than uniform)

Information [Type= discrete] [Format=numeric] [Range= 0-98] [Missing=*]

Statistics [NW/ W] [Valid=1853 /-] [Invalid=331 /-]

Value	Label	Cases	Percentage
0	No, I have never had it	0	
1	Yes	1781	96.1%
2	No	72	3.9%
3	Yes, but not sure about the exact age	0	
90	I am not sure	0	
93	Prefer not to answer	0	
95	Not had sex with this partner in the last 4 weeks	0	
98	Don't know	0	
Sysmiss		331	

Warning: these figures indicate the number of cases found in the data file. They cannot be interpreted as summary statistics of the population of interest.

ie_items_own05: A school bag

Information [Type= discrete] [Format=numeric] [Range= 0-98] [Missing=*]

Statistics [NW/ W] [Valid=1357 /-] [Invalid=827 /-]

Value	Label	Cases	Percentage
0	No, I have never had it	0	
1	Yes	1296	95.5%
2	No	61	4.5%
3	Yes, but not sure about the exact age	0	
90	I am not sure	0	
93	Prefer not to answer	0	
95	Not had sex with this partner in the last 4 weeks	0	
98	Don't know	0	
Sysmiss		827	

Warning: these figures indicate the number of cases found in the data file. They cannot be interpreted as summary statistics of the population of interest.

File : AHRI.DREAMS.NestedCohort.IndivEduEcoNutritionSituation.2018.v1

ie_items_own06: Some jewelry

Information [Type= discrete] [Format=numeric] [Range= 0-98] [Missing=*]

Statistics [NW/ W] [Valid=1853 /-] [Invalid=331 /-]

Value	Label	Cases	Percentage
0	No, I have never had it	0	
1	Yes	492	26.6%
2	No	1361	73.4%
3	Yes, but not sure about the exact age	0	
90	I am not sure	0	
93	Prefer not to answer	0	
95	Not had sex with this partner in the last 4 weeks	0	
98	Don't know	0	
Sysmiss		331	

Warning: these figures indicate the number of cases found in the data file. They cannot be interpreted as summary statistics of the population of interest.

# ie_items_own07: Hair clips/ribbons			
Information	[Type= discrete] [Format=numeric] [Range= 0-98] [Missing=*]		
Statistics [NW/ W]	[Valid=1852 /-] [Invalid=332 /-]		
Value	Label	Cases	Percentage
0	No, I have never had it	0	
1	Yes	443	<div><div></div></div> 23.9%
2	No	1408	<div><div></div></div> 76.0%
3	Yes, but not sure about the exact age	0	
90	I am not sure	0	
93	Prefer not to answer	1	<div><div></div></div> 0.1%
95	Not had sex with this partner in the last 4 weeks	0	
98	Don't know	0	
Sysmiss		332	
Warning: these figures indicate the number of cases found in the data file. They cannot be interpreted as summary statistics of the population of interest.			
# ie_items_own08: A mobile telephone			
Information	[Type= discrete] [Format=numeric] [Range= 0-98] [Missing=*]		
Statistics [NW/ W]	[Valid=1853 /-] [Invalid=331 /-]		
Value	Label	Cases	Percentage
0	No, I have never had it	0	
1	Yes	1195	<div><div></div></div> 64.5%
2	No	658	<div><div></div></div> 35.5%
3	Yes, but not sure about the exact age	0	
90	I am not sure	0	
93	Prefer not to answer	0	
95	Not had sex with this partner in the last 4 weeks	0	
98	Don't know	0	
Sysmiss		331	
Warning: these figures indicate the number of cases found in the data file. They cannot be interpreted as summary statistics of the population of interest.			
# ie_items_own09: A clock or a wrist watch			
Information	[Type= discrete] [Format=numeric] [Range= 0-98] [Missing=*]		
Statistics [NW/ W]	[Valid=1853 /-] [Invalid=331 /-]		
Value	Label	Cases	Percentage
0	No, I have never had it	0	
1	Yes	439	<div><div></div></div> 23.7%
2	No	1414	<div><div></div></div> 76.3%
3	Yes, but not sure about the exact age	0	
90	I am not sure	0	
93	Prefer not to answer	0	
95	Not had sex with this partner in the last 4 weeks	0	
98	Don't know	0	
Sysmiss		331	
Warning: these figures indicate the number of cases found in the data file. They cannot be interpreted as summary statistics of the population of interest.			
# ie_items_own10: A bicycle			
Information	[Type= discrete] [Format=numeric] [Range= 0-98] [Missing=*]		
Statistics [NW/ W]	[Valid=1853 /-] [Invalid=331 /-]		

# ie_items_own10: A bicycle			
Value	Label	Cases	Percentage
0	No, I have never had it	0	
1	Yes	21	1.1%
2	No	1831	98.8%
3	Yes, but not sure about the exact age	0	
90	I am not sure	0	
93	Prefer not to answer	0	
95	Not had sex with this partner in the last 4 weeks	0	
98	Don't know	1	0.1%
Sysmiss		331	
Warning: these figures indicate the number of cases found in the data file. They cannot be interpreted as summary statistics of the population of interest.			
# ie_dailyneeds_spend: In the last one year, did you spend any money on your daily needs, other odds an			
Information	[Type= discrete] [Format=numeric] [Range= 1-98] [Missing=*]		
Statistics [NW/ W]	[Valid=1853 -/] [Invalid=331 -/]		
Value	Label	Cases	Percentage
1	My own earnings	1301	70.2%
2	Mother	552	29.8%
3	Father	0	
4	Guardian you live with	0	
5	Grandparents	0	
6	Other relatives	0	
7	Friend	0	
8	Boyfriend/ girlfriend	0	
9	Husband/wife	0	
10	Own savings	0	
11	Savings group stockvel	0	
12	Casual jobs/chores	0	
13	Steady job	0	
14	Cash transfers	0	
93	Prefer not to answer	0	
96	Social grants other	0	
98	Don't know	0	
Sysmiss		331	
Warning: these figures indicate the number of cases found in the data file. They cannot be interpreted as summary statistics of the population of interest.			
# ie_dialyneeds_source_1: In the last one year, when you spent money on your daily needs, other odds and e			
Information	[Type= discrete] [Format=numeric] [Range= 1-98] [Missing=*]		
Statistics [NW/ W]	[Valid=51 -/] [Invalid=2133 -/]		
Value	Label	Cases	Percentage
1	My own earnings	51	100.0%
2	Mother	0	
3	Father	0	
4	Guardian you live with	0	
5	Grandparents	0	
6	Other relatives	0	

# ie_dialyneeds_source_1: In the last one year, when you spent money on your daily needs, other odds and e			
Value	Label	Cases	Percentage
7	Friend	0	
8	Boyfriend/ girlfriend	0	
9	Husband/wife	0	
10	Own savings	0	
11	Savings group stockvel	0	
12	Casual jobs/chores	0	
13	Steady job	0	
14	Cash transfers	0	
93	Prefer not to answer	0	
96	Social grants other	0	
98	Don't know	0	
Sysmiss		2133	
Warning: these figures indicate the number of cases found in the data file. They cannot be interpreted as summary statistics of the population of interest.			
# ie_dialyneeds_source_10: In the last one year, when you spent money on your daily needs, other odds and e			
Information	[Type= discrete] [Format=numeric] [Range= 1-98] [Missing=*]		
Statistics [NW/ W]	[Valid=2 /-] [Invalid=2182 /-]		
Value	Label	Cases	Percentage
1	My own earnings	0	
2	Mother	0	
3	Father	0	
4	Guardian you live with	0	
5	Grandparents	0	
6	Other relatives	0	
7	Friend	0	
8	Boyfriend/ girlfriend	0	
9	Husband/wife	0	
10	Own savings	2	100.0%
11	Savings group stockvel	0	
12	Casual jobs/chores	0	
13	Steady job	0	
14	Cash transfers	0	
93	Prefer not to answer	0	
96	Social grants other	0	
98	Don't know	0	
Sysmiss		2182	
Warning: these figures indicate the number of cases found in the data file. They cannot be interpreted as summary statistics of the population of interest.			
# ie_dialyneeds_source_11: In the last one year, when you spent money on your daily needs, other odds and e			
Information	[Type= discrete] [Format=numeric] [Range= 1-98] [Missing=*]		
Statistics [NW/ W]	[Valid=1 /-] [Invalid=2183 /-]		
Value	Label	Cases	Percentage
1	My own earnings	0	
2	Mother	0	
3	Father	0	
4	Guardian you live with	0	

# ie_dialyneeds_source_11: In the last one year, when you spent money on your daily needs, other odds and e			
Value	Label	Cases	Percentage
5	Grandparents	0	
6	Other relatives	0	
7	Friend	0	
8	Boyfriend/ girlfriend	0	
9	Husband/wife	0	
10	Own savings	0	
11	Savings group stockvel	1	100.0%
12	Casual jobs/chores	0	
13	Steady job	0	
14	Cash transfers	0	
93	Prefer not to answer	0	
96	Social grants other	0	
98	Don't know	0	
Sysmiss		2183	
Warning: these figures indicate the number of cases found in the data file. They cannot be interpreted as summary statistics of the population of interest.			
# ie_dialyneeds_source_12: In the last one year, when you spent money on your daily needs, other odds and e			
Information	[Type= discrete] [Format=numeric] [Range= 1-98] [Missing=*]		
Statistics [NW/ W]	[Valid=16 /-] [Invalid=2168 /-]		
Value	Label	Cases	Percentage
1	My own earnings	0	
2	Mother	0	
3	Father	0	
4	Guardian you live with	0	
5	Grandparents	0	
6	Other relatives	0	
7	Friend	0	
8	Boyfriend/ girlfriend	0	
9	Husband/wife	0	
10	Own savings	0	
11	Savings group stockvel	0	
12	Casual jobs/chores	16	100.0%
13	Steady job	0	
14	Cash transfers	0	
93	Prefer not to answer	0	
96	Social grants other	0	
98	Don't know	0	
Sysmiss		2168	
Warning: these figures indicate the number of cases found in the data file. They cannot be interpreted as summary statistics of the population of interest.			
# ie_dialyneeds_source_13: In the last one year, when you spent money on your daily needs, other odds and e			
Information	[Type= discrete] [Format=numeric] [Range= 1-98] [Missing=*]		
Statistics [NW/ W]	[Valid=1 /-] [Invalid=2183 /-]		
Value	Label	Cases	Percentage
1	My own earnings	0	
2	Mother	0	

# ie_dialyneeds_source_13: In the last one year, when you spent money on your daily needs, other odds and e			
Value	Label	Cases	Percentage
3	Father	0	
4	Guardian you live with	0	
5	Grandparents	0	
6	Other relatives	0	
7	Friend	0	
8	Boyfriend/ girlfriend	0	
9	Husband/wife	0	
10	Own savings	0	
11	Savings group stockvel	0	
12	Casual jobs/chores	0	
13	Steady job	1	100.0%
14	Cash transfers	0	
93	Prefer not to answer	0	
96	Social grants other	0	
98	Don't know	0	
Sysmiss		2183	
Warning: these figures indicate the number of cases found in the data file. They cannot be interpreted as summary statistics of the population of interest.			
# ie_dialyneeds_source_14: In the last one year, when you spent money on your daily needs, other odds and e			
Information	[Type= discrete] [Format=numeric] [Range= 1-98] [Missing=*]		
Statistics [NW/ W]	[Valid=123 -/] [Invalid=2061 -/]		
Value	Label	Cases	Percentage
1	My own earnings	0	
2	Mother	0	
3	Father	0	
4	Guardian you live with	0	
5	Grandparents	0	
6	Other relatives	0	
7	Friend	0	
8	Boyfriend/ girlfriend	0	
9	Husband/wife	0	
10	Own savings	0	
11	Savings group stockvel	0	
12	Casual jobs/chores	0	
13	Steady job	0	
14	Cash transfers	123	100.0%
93	Prefer not to answer	0	
96	Social grants other	0	
98	Don't know	0	
Sysmiss		2061	
Warning: these figures indicate the number of cases found in the data file. They cannot be interpreted as summary statistics of the population of interest.			
# ie_dialyneeds_source_2: In the last one year, when you spent money on your daily needs, other odds and e			
Information	[Type= discrete] [Format=numeric] [Range= 1-98] [Missing=*]		
Statistics [NW/ W]	[Valid=700 -/] [Invalid=1484 -/]		

ie_dialyneeds_source_2: In the last one year, when you spent money on your daily needs, other odds and e

Value	Label	Cases	Percentage
1	My own earnings	0	
2	Mother	700	100.0%
3	Father	0	
4	Guardian you live with	0	
5	Grandparents	0	
6	Other relatives	0	
7	Friend	0	
8	Boyfriend/ girlfriend	0	
9	Husband/wife	0	
10	Own savings	0	
11	Savings group stockvel	0	
12	Casual jobs/chores	0	
13	Steady job	0	
14	Cash transfers	0	
93	Prefer not to answer	0	
96	Social grants other	0	
98	Don't know	0	
Sysmiss		1484	

Warning: these figures indicate the number of cases found in the data file. They cannot be interpreted as summary statistics of the population of interest.

ie_dialyneeds_source_3: In the last one year, when you spent money on your daily needs, other odds and e

Information	[Type= discrete] [Format=numeric] [Range= 1-98] [Missing=*]
Statistics [NW/ W]	[Valid=249 /-] [Invalid=1935 /-]

Value	Label	Cases	Percentage
1	My own earnings	0	
2	Mother	0	
3	Father	249	100.0%
4	Guardian you live with	0	
5	Grandparents	0	
6	Other relatives	0	
7	Friend	0	
8	Boyfriend/ girlfriend	0	
9	Husband/wife	0	
10	Own savings	0	
11	Savings group stockvel	0	
12	Casual jobs/chores	0	
13	Steady job	0	
14	Cash transfers	0	
93	Prefer not to answer	0	
96	Social grants other	0	
98	Don't know	0	
Sysmiss		1935	

Warning: these figures indicate the number of cases found in the data file. They cannot be interpreted as summary statistics of the population of interest.

ie_dialyneeds_source_4: In the last one year, when you spent money on your daily needs, other odds and e

Information	[Type= discrete] [Format=numeric] [Range= 1-98] [Missing=*]
-------------	---

ie_dialyneeds_source_4: In the last one year, when you spent money on your daily needs, other odds and e

Statistics [NW/ W] [Valid=12 /-] [Invalid=2172 /-]

Value	Label	Cases	Percentage
1	My own earnings	0	
2	Mother	0	
3	Father	0	
4	Guardian you live with	12	100.0%
5	Grandparents	0	
6	Other relatives	0	
7	Friend	0	
8	Boyfriend/ girlfriend	0	
9	Husband/wife	0	
10	Own savings	0	
11	Savings group stockvel	0	
12	Casual jobs/chores	0	
13	Steady job	0	
14	Cash transfers	0	
93	Prefer not to answer	0	
96	Social grants other	0	
98	Don't know	0	
Sysmiss		2172	

Warning: these figures indicate the number of cases found in the data file. They cannot be interpreted as summary statistics of the population of interest.

ie_dialyneeds_source_5: In the last one year, when you spent money on your daily needs, other odds and e

Information [Type= discrete] [Format=numeric] [Range= 1-98] [Missing=*]

Statistics [NW/ W] [Valid=177 /-] [Invalid=2007 /-]

Value	Label	Cases	Percentage
1	My own earnings	0	
2	Mother	0	
3	Father	0	
4	Guardian you live with	0	
5	Grandparents	177	100.0%
6	Other relatives	0	
7	Friend	0	
8	Boyfriend/ girlfriend	0	
9	Husband/wife	0	
10	Own savings	0	
11	Savings group stockvel	0	
12	Casual jobs/chores	0	
13	Steady job	0	
14	Cash transfers	0	
93	Prefer not to answer	0	
96	Social grants other	0	
98	Don't know	0	
Sysmiss		2007	

Warning: these figures indicate the number of cases found in the data file. They cannot be interpreted as summary statistics of the population of interest.

# ie_dialyneeds_source_6: In the last one year, when you spent money on your daily needs, other odds and e			
Information	[Type= discrete] [Format=numeric] [Range= 1-98] [Missing=*]		
Statistics [NW/ W]	[Valid=176 /-] [Invalid=2008 /-]		
Value	Label	Cases	Percentage
1	My own earnings	0	
2	Mother	0	
3	Father	0	
4	Guardian you live with	0	
5	Grandparents	0	
6	Other relatives	176	100.0%
7	Friend	0	
8	Boyfriend/ girlfriend	0	
9	Husband/wife	0	
10	Own savings	0	
11	Savings group stockvel	0	
12	Casual jobs/chores	0	
13	Steady job	0	
14	Cash transfers	0	
93	Prefer not to answer	0	
96	Social grants other	0	
98	Don't know	0	
Sysmiss		2008	
Warning: these figures indicate the number of cases found in the data file. They cannot be interpreted as summary statistics of the population of interest.			
# ie_dialyneeds_source_7: In the last one year, when you spent money on your daily needs, other odds and e			
Information	[Type= discrete] [Format=numeric] [Range= 1-98] [Missing=*]		
Statistics [NW/ W]	[Valid=2 /-] [Invalid=2182 /-]		
Value	Label	Cases	Percentage
1	My own earnings	0	
2	Mother	0	
3	Father	0	
4	Guardian you live with	0	
5	Grandparents	0	
6	Other relatives	0	
7	Friend	2	100.0%
8	Boyfriend/ girlfriend	0	
9	Husband/wife	0	
10	Own savings	0	
11	Savings group stockvel	0	
12	Casual jobs/chores	0	
13	Steady job	0	
14	Cash transfers	0	
93	Prefer not to answer	0	
96	Social grants other	0	
98	Don't know	0	
Sysmiss		2182	
Warning: these figures indicate the number of cases found in the data file. They cannot be interpreted as summary statistics of the population of interest.			

# ie_dialyneeds_source_8: In the last one year, when you spent money on your daily needs, other odds and e			
Information	[Type= discrete] [Format=numeric] [Range= 1-98] [Missing=*]		
Statistics [NW/ W]	[Valid=141 /-] [Invalid=2043 /-]		
Value	Label	Cases	Percentage
1	My own earnings	0	
2	Mother	0	
3	Father	0	
4	Guardian you live with	0	
5	Grandparents	0	
6	Other relatives	0	
7	Friend	0	
8	Boyfriend/ girlfriend	141	100.0%
9	Husband/wife	0	
10	Own savings	0	
11	Savings group stockvel	0	
12	Casual jobs/chores	0	
13	Steady job	0	
14	Cash transfers	0	
93	Prefer not to answer	0	
96	Social grants other	0	
98	Don't know	0	
Sysmiss		2043	
Warning: these figures indicate the number of cases found in the data file. They cannot be interpreted as summary statistics of the population of interest.			
# ie_dialyneeds_source_96: In the last one year, when you spent money on your daily needs, other odds and e			
Information	[Type= discrete] [Format=numeric] [Range= 1-98] [Missing=*]		
Statistics [NW/ W]	[Valid=7 /-] [Invalid=2177 /-]		
Value	Label	Cases	Percentage
1	My own earnings	0	
2	Mother	0	
3	Father	0	
4	Guardian you live with	0	
5	Grandparents	0	
6	Other relatives	0	
7	Friend	0	
8	Boyfriend/ girlfriend	0	
9	Husband/wife	0	
10	Own savings	0	
11	Savings group stockvel	0	
12	Casual jobs/chores	0	
13	Steady job	0	
14	Cash transfers	0	
93	Prefer not to answer	0	
96	Social grants other	7	100.0%
98	Don't know	0	
Sysmiss		2177	
Warning: these figures indicate the number of cases found in the data file. They cannot be interpreted as summary statistics of the population of interest.			

# ie_dailyn_source_oth: Please specify other source of money			
Information		[Type= discrete] [Format=character] [Missing=*]	
Statistics [NW/ W]		[Valid=9 /-] [Invalid=0 /-]	
# ie_spenton_12mths_0: What did you typically spend money on, in the past year?			
Information		[Type= discrete] [Format=numeric] [Range= 0-96] [Missing=*]	
Statistics [NW/ W]		[Valid=6 /-] [Invalid=2178 /-]	
Value	Label	Cases	Percentage
0	Did not spend any	6	<div><div></div></div> 100.0%
1	Food for family	0	
2	Food for self	0	
3	Transport	0	
4	School fees / Education	0	
5	Clothes	0	
6	Toiletries for self	0	
7	Medicines	0	
8	Alcohol	0	
9	Sanitary towels/tampons	0	
10	Remittances to family	0	
96	Other, specify	0	
Sysmiss		2178	
Warning: these figures indicate the number of cases found in the data file. They cannot be interpreted as summary statistics of the population of interest.			
# ie_spenton_12mths_1: What did you typically spend money on, in the past year?			
Information		[Type= discrete] [Format=numeric] [Range= 0-96] [Missing=*]	
Statistics [NW/ W]		[Valid=65 /-] [Invalid=2119 /-]	
Value	Label	Cases	Percentage
0	Did not spend any	0	<div><div></div></div> 100.0%
1	Food for family	65	
2	Food for self	0	
3	Transport	0	
4	School fees / Education	0	
5	Clothes	0	
6	Toiletries for self	0	
7	Medicines	0	
8	Alcohol	0	
9	Sanitary towels/tampons	0	
10	Remittances to family	0	
96	Other, specify	0	
Sysmiss		2119	
Warning: these figures indicate the number of cases found in the data file. They cannot be interpreted as summary statistics of the population of interest.			
# ie_spenton_12mths_10: What did you typically spend money on, in the past year?			
Information		[Type= discrete] [Format=numeric] [Range= 0-96] [Missing=*]	
Statistics [NW/ W]		[Valid=5 /-] [Invalid=2179 /-]	
Value	Label	Cases	Percentage
0	Did not spend any	0	
1	Food for family	0	

# ie_spenton_12mths_10: What did you typically spend money on, in the past year?			
Value	Label	Cases	Percentage
2	Food for self	0	
3	Transport	0	
4	School fees / Education	0	
5	Clothes	0	
6	Toiletries for self	0	
7	Medicines	0	
8	Alcohol	0	
9	Sanitary towels/tampons	0	
10	Remittances to family	5	<div><div></div></div> 100.0%
96	Other, specify	0	
Sysmiss		2179	
Warning: these figures indicate the number of cases found in the data file. They cannot be interpreted as summary statistics of the population of interest.			
# ie_spenton_12mths_2: What did you typically spend money on, in the past year?			
Information	[Type= discrete] [Format=numeric] [Range= 0-96] [Missing=*]		
Statistics [NW/ W]	[Valid=482 /-] [Invalid=1702 /-]		
Value	Label	Cases	Percentage
0	Did not spend any	0	
1	Food for family	0	
2	Food for self	482	<div><div></div></div> 100.0%
3	Transport	0	
4	School fees / Education	0	
5	Clothes	0	
6	Toiletries for self	0	
7	Medicines	0	
8	Alcohol	0	
9	Sanitary towels/tampons	0	
10	Remittances to family	0	
96	Other, specify	0	
Sysmiss		1702	
Warning: these figures indicate the number of cases found in the data file. They cannot be interpreted as summary statistics of the population of interest.			
# ie_spenton_12mths_3: What did you typically spend money on, in the past year?			
Information	[Type= discrete] [Format=numeric] [Range= 0-96] [Missing=*]		
Statistics [NW/ W]	[Valid=5 /-] [Invalid=2179 /-]		
Value	Label	Cases	Percentage
0	Did not spend any	0	
1	Food for family	0	
2	Food for self	0	
3	Transport	5	<div><div></div></div> 100.0%
4	School fees / Education	0	
5	Clothes	0	
6	Toiletries for self	0	
7	Medicines	0	
8	Alcohol	0	
9	Sanitary towels/tampons	0	

# ie_spenton_12mths_3: What did you typically spend money on, in the past year?			
Value	Label	Cases	Percentage
10	Remittances to family	0	
96	Other, specify	0	
Sysmiss		2179	
Warning: these figures indicate the number of cases found in the data file. They cannot be interpreted as summary statistics of the population of interest.			
# ie_spenton_12mths_4: What did you typically spend money on, in the past year?			
Information	[Type= discrete] [Format=numeric] [Range= 0-96] [Missing=*]		
Statistics [NW/ W]	[Valid=46 /-] [Invalid=2138 /-]		
Value	Label	Cases	Percentage
0	Did not spend any	0	
1	Food for family	0	
2	Food for self	0	
3	Transport	0	
4	School fees / Education	46	100.0%
5	Clothes	0	
6	Toiletries for self	0	
7	Medicines	0	
8	Alcohol	0	
9	Sanitary towels/tampons	0	
10	Remittances to family	0	
96	Other, specify	0	
Sysmiss		2138	
Warning: these figures indicate the number of cases found in the data file. They cannot be interpreted as summary statistics of the population of interest.			
# ie_spenton_12mths_5: What did you typically spend money on, in the past year?			
Information	[Type= discrete] [Format=numeric] [Range= 0-96] [Missing=*]		
Statistics [NW/ W]	[Valid=728 /-] [Invalid=1456 /-]		
Value	Label	Cases	Percentage
0	Did not spend any	0	
1	Food for family	0	
2	Food for self	0	
3	Transport	0	
4	School fees / Education	0	
5	Clothes	728	100.0%
6	Toiletries for self	0	
7	Medicines	0	
8	Alcohol	0	
9	Sanitary towels/tampons	0	
10	Remittances to family	0	
96	Other, specify	0	
Sysmiss		1456	
Warning: these figures indicate the number of cases found in the data file. They cannot be interpreted as summary statistics of the population of interest.			
# ie_spenton_12mths_6: What did you typically spend money on, in the past year?			
Information	[Type= discrete] [Format=numeric] [Range= 0-96] [Missing=*]		
Statistics [NW/ W]	[Valid=505 /-] [Invalid=1679 /-]		

ie_spenton_12mths_6: What did you typically spend money on, in the past year?

Value	Label	Cases	Percentage
0	Did not spend any	0	
1	Food for family	0	
2	Food for self	0	
3	Transport	0	
4	School fees / Education	0	
5	Clothes	0	
6	Toiletries for self	505	100.0%
7	Medicines	0	
8	Alcohol	0	
9	Sanitary towels/tampons	0	
10	Remittances to family	0	
96	Other, specify	0	
Sysmiss		1679	

Warning: these figures indicate the number of cases found in the data file. They cannot be interpreted as summary statistics of the population of interest.

ie_spenton_12mths_7: What did you typically spend money on, in the past year?

Information	[Type= discrete] [Format=numeric] [Range= 0-96] [Missing=*]
Statistics [NW/ W]	[Valid=7 /-] [Invalid=2177 /-]

Value	Label	Cases	Percentage
0	Did not spend any	0	
1	Food for family	0	
2	Food for self	0	
3	Transport	0	
4	School fees / Education	0	
5	Clothes	0	
6	Toiletries for self	0	
7	Medicines	7	100.0%
8	Alcohol	0	
9	Sanitary towels/tampons	0	
10	Remittances to family	0	
96	Other, specify	0	
Sysmiss		2177	

Warning: these figures indicate the number of cases found in the data file. They cannot be interpreted as summary statistics of the population of interest.

ie_spenton_12mths_8: What did you typically spend money on, in the past year?

Information	[Type= discrete] [Format=numeric] [Range= 0-96] [Missing=*]
Statistics [NW/ W]	[Valid=1 /-] [Invalid=2183 /-]

Value	Label	Cases	Percentage
0	Did not spend any	0	
1	Food for family	0	
2	Food for self	0	
3	Transport	0	
4	School fees / Education	0	
5	Clothes	0	
6	Toiletries for self	0	

# ie_spenton_12mths_8: What did you typically spend money on, in the past year?			
Value	Label	Cases	Percentage
7	Medicines	0	
8	Alcohol	1	<div></div> 100.0%
9	Sanitary towels/tampons	0	
10	Remittances to family	0	
96	Other, specify	0	
Sysmiss		2183	
Warning: these figures indicate the number of cases found in the data file. They cannot be interpreted as summary statistics of the population of interest.			
# ie_spenton_12mths_9: What did you typically spend money on, in the past year?			
Information	[Type= discrete] [Format=numeric] [Range= 0-96] [Missing=*]		
Statistics [NW/ W]	[Valid=155 /-] [Invalid=2029 /-]		
Value	Label	Cases	Percentage
0	Did not spend any	0	
1	Food for family	0	
2	Food for self	0	
3	Transport	0	
4	School fees / Education	0	
5	Clothes	0	
6	Toiletries for self	0	
7	Medicines	0	
8	Alcohol	0	
9	Sanitary towels/tampons	155	<div></div> 100.0%
10	Remittances to family	0	
96	Other, specify	0	
Sysmiss		2029	
Warning: these figures indicate the number of cases found in the data file. They cannot be interpreted as summary statistics of the population of interest.			
# ie_spenton_12mths_96: What did you typically spend money on, in the past year?			
Information	[Type= discrete] [Format=numeric] [Range= 0-96] [Missing=*]		
Statistics [NW/ W]	[Valid=131 /-] [Invalid=2053 /-]		
Value	Label	Cases	Percentage
0	Did not spend any	0	
1	Food for family	0	
2	Food for self	0	
3	Transport	0	
4	School fees / Education	0	
5	Clothes	0	
6	Toiletries for self	0	
7	Medicines	0	
8	Alcohol	0	
9	Sanitary towels/tampons	0	
10	Remittances to family	0	
96	Other, specify	131	<div></div> 100.0%
Sysmiss		2053	
Warning: these figures indicate the number of cases found in the data file. They cannot be interpreted as summary statistics of the population of interest.			

# ie_spenton_oth: Please specify details on other items you spend money on			
Information	[Type= discrete] [Format=character] [Missing=*]		
Statistics [NW/ W]	[Valid=143 /-] [Invalid=0 /-]		
# ie_spenton_decide: Who decides what you spend money on?			
Information	[Type= discrete] [Format=numeric] [Range= 1-98] [Missing=*]		
Statistics [NW/ W]	[Valid=1301 /-] [Invalid=883 /-]		
Value	Label	Cases	Percentage
1	I decide	1173	<div></div> 90.2%
2	The husband / spouse decides	0	
3	Dad decides	1	<div></div> 0.1%
4	Mom decides	105	<div></div> 8.1%
5	Me with my husband / spouse	0	
6	Me with my dad / mom	5	<div></div> 0.4%
93	Prefer not to answer	0	
96	Other, specify	17	<div></div> 1.3%
98	Don't know	0	
Sysmiss		883	
Warning: these figures indicate the number of cases found in the data file. They cannot be interpreted as summary statistics of the population of interest.			
# ie_spentdecide_oth: Please specify details on other person who decide how you are spending your mone			
Information	[Type= discrete] [Format=character] [Missing=*]		
Statistics [NW/ W]	[Valid=17 /-] [Invalid=0 /-]		
# ie_saved_money_12mths: In the past twelve months, have you saved, or put money aside to use at a later			
Information	[Type= discrete] [Format=numeric] [Range= 0-98] [Missing=*]		
Statistics [NW/ W]	[Valid=1853 /-] [Invalid=331 /-]		
Value	Label	Cases	Percentage
0	No, I have never had it	0	
1	Yes	501	<div></div> 27.0%
2	No	1347	<div></div> 72.7%
3	Yes, but not sure about the exact age	0	
90	I am not sure	0	
93	Prefer not to answer	4	<div></div> 0.2%
95	Not had sex with this partner in the last 4 weeks	0	
98	Don't know	1	<div></div> 0.1%
Sysmiss		331	
Warning: these figures indicate the number of cases found in the data file. They cannot be interpreted as summary statistics of the population of interest.			
# ie_access_savings: Do you have control over these savings? (i.e., Where and how they are stored, an			
Information	[Type= discrete] [Format=numeric] [Range= 0-98] [Missing=*]		
Statistics [NW/ W]	[Valid=501 /-] [Invalid=1683 /-]		
Value	Label	Cases	Percentage
0	No, I have never had it	0	
1	Yes	454	<div></div> 90.6%
2	No	46	<div></div> 9.2%
3	Yes, but not sure about the exact age	0	
90	I am not sure	0	

# ie_access_savings: Do you have control over these savings? (i.e., Where and how they are stored, an			
Value	Label	Cases	Percentage
93	Prefer not to answer	1	0.2%
95	Not had sex with this partner in the last 4 weeks	0	
98	Don't know	0	
Sysmiss		1683	
Warning: these figures indicate the number of cases found in the data file. They cannot be interpreted as summary statistics of the population of interest.			
# ie_saving_for_1: What are you saving for? [Do not read from list]			
Information	[Type= discrete] [Format=numeric] [Range= 1-96] [Missing=*]		
Statistics [NW/ W]	[Valid=142 /-] [Invalid=2042 /-]		
Value	Label	Cases	Percentage
1	Emergencies	142	100.0%
2	Personal items	0	
3	Household expenses	0	
4	Own school fees	0	
5	School fees for others	0	
6	School supplies	0	
7	Own business	0	
8	Family business	0	
9	General future use	0	
10	Agricultural inputs	0	
11	Medical expenses for self	0	
12	Medical expenses for other	0	
13	Transport/trips	0	
14	Prefer not to answer	0	
96	Other	0	
Sysmiss		2042	
Warning: these figures indicate the number of cases found in the data file. They cannot be interpreted as summary statistics of the population of interest.			
# ie_saving_for_10: What are you saving for? [Do not read from list]			
Information	[Type= discrete] [Format=character] [Missing=*]		
Statistics [NW/ W]	[Valid=2 /-] [Invalid=0 /-]		
Value	Label	Cases	Percentage
10		2	100.0%
Warning: these figures indicate the number of cases found in the data file. They cannot be interpreted as summary statistics of the population of interest.			
# ie_saving_for_11: What are you saving for? [Do not read from list]			
Information	[Type= discrete] [Format=numeric] [Range= 1-96] [Missing=*]		
Statistics [NW/ W]	[Valid=4 /-] [Invalid=2180 /-]		
Value	Label	Cases	Percentage
1	Emergencies	0	
2	Personal items	0	
3	Household expenses	0	
4	Own school fees	0	
5	School fees for others	0	
6	School supplies	0	
7	Own business	0	

# ie_saving_for_11: What are you saving for? [Do not read from list]				
Value	Label	Cases	Percentage	
8	Family business	0	<div><div></div></div> 100.0%	
9	General future use	0		
10	Agricultural inputs	0		
11	Medical expenses for self	4		
12	Medical expenses for other	0		
13	Transport/trips	0		
14	Prefer not to answer	0		
96	Other	0		
Sysmiss		2180		
Warning: these figures indicate the number of cases found in the data file. They cannot be interpreted as summary statistics of the population of interest.				
# ie_saving_for_12: What are you saving for? [Do not read from list]				
Information	[Type= discrete] [Format=numeric] [Range= 1-96] [Missing=*]			
Statistics [NW/ W]	[Valid=3 /-] [Invalid=2181 /-]			
Value	Label	Cases	Percentage	
1	Emergencies	0	<div><div></div></div> 100.0%	
2	Personal items	0		
3	Household expenses	0		
4	Own school fees	0		
5	School fees for others	0		
6	School supplies	0		
7	Own business	0		
8	Family business	0		
9	General future use	0		
10	Agricultural inputs	0		
11	Medical expenses for self	0		
12	Medical expenses for other	3		
13	Transport/trips	0		
14	Prefer not to answer	0		
96	Other	0		
Sysmiss		2181		
Warning: these figures indicate the number of cases found in the data file. They cannot be interpreted as summary statistics of the population of interest.				
# ie_saving_for_13: What are you saving for? [Do not read from list]				
Information	[Type= discrete] [Format=numeric] [Range= 1-96] [Missing=*]			
Statistics [NW/ W]	[Valid=4 /-] [Invalid=2180 /-]			
Value	Label	Cases	Percentage	
1	Emergencies	0		
2	Personal items	0		
3	Household expenses	0		
4	Own school fees	0		
5	School fees for others	0		
6	School supplies	0		
7	Own business	0		
8	Family business	0		
9	General future use	0		

# ie_saving_for_13: What are you saving for? [Do not read from list]			
Value	Label	Cases	Percentage
10	Agricultural inputs	0	
11	Medical expenses for self	0	
12	Medical expenses for other	0	
13	Transport/trips	4	<div></div> 100.0%
14	Prefer not to answer	0	
96	Other	0	
Sysmiss		2180	
Warning: these figures indicate the number of cases found in the data file. They cannot be interpreted as summary statistics of the population of interest.			
# ie_saving_for_2: What are you saving for? [Do not read from list]			
Information		[Type= discrete] [Format=numeric] [Range= 1-96] [Missing=*]	
Statistics [NW/ W]		[Valid=315 /-] [Invalid=1869 /-]	
Value	Label	Cases	Percentage
1	Emergencies	0	
2	Personal items	315	<div></div> 100.0%
3	Household expenses	0	
4	Own school fees	0	
5	School fees for others	0	
6	School supplies	0	
7	Own business	0	
8	Family business	0	
9	General future use	0	
10	Agricultural inputs	0	
11	Medical expenses for self	0	
12	Medical expenses for other	0	
13	Transport/trips	0	
14	Prefer not to answer	0	
96	Other	0	
Sysmiss		1869	
Warning: these figures indicate the number of cases found in the data file. They cannot be interpreted as summary statistics of the population of interest.			
# ie_saving_for_3: What are you saving for? [Do not read from list]			
Information		[Type= discrete] [Format=numeric] [Range= 1-96] [Missing=*]	
Statistics [NW/ W]		[Valid=15 /-] [Invalid=2169 /-]	
Value	Label	Cases	Percentage
1	Emergencies	0	
2	Personal items	0	
3	Household expenses	15	<div></div> 100.0%
4	Own school fees	0	
5	School fees for others	0	
6	School supplies	0	
7	Own business	0	
8	Family business	0	
9	General future use	0	
10	Agricultural inputs	0	
11	Medical expenses for self	0	

# ie_saving_for_3: What are you saving for? [Do not read from list]			
Value	Label	Cases	Percentage
12	Medical expenses for other	0	
13	Transport/trips	0	
14	Prefer not to answer	0	
96	Other	0	
Sysmiss		2169	
Warning: these figures indicate the number of cases found in the data file. They cannot be interpreted as summary statistics of the population of interest.			
# ie_saving_for_4: What are you saving for? [Do not read from list]			
Information	[Type= discrete] [Format=numeric] [Range= 1-96] [Missing=*]		
Statistics [NW/ W]	[Valid=33 /-] [Invalid=2151 /-]		
Value	Label	Cases	Percentage
1	Emergencies	0	
2	Personal items	0	
3	Household expenses	0	
4	Own school fees	33	100.0%
5	School fees for others	0	
6	School supplies	0	
7	Own business	0	
8	Family business	0	
9	General future use	0	
10	Agricultural inputs	0	
11	Medical expenses for self	0	
12	Medical expenses for other	0	
13	Transport/trips	0	
14	Prefer not to answer	0	
96	Other	0	
Sysmiss		2151	
Warning: these figures indicate the number of cases found in the data file. They cannot be interpreted as summary statistics of the population of interest.			
# ie_saving_for_5: What are you saving for? [Do not read from list]			
Information	[Type= discrete] [Format=numeric] [Range= 1-96] [Missing=*]		
Statistics [NW/ W]	[Valid=4 /-] [Invalid=2180 /-]		
Value	Label	Cases	Percentage
1	Emergencies	0	
2	Personal items	0	
3	Household expenses	0	
4	Own school fees	0	
5	School fees for others	4	100.0%
6	School supplies	0	
7	Own business	0	
8	Family business	0	
9	General future use	0	
10	Agricultural inputs	0	
11	Medical expenses for self	0	
12	Medical expenses for other	0	
13	Transport/trips	0	

# ie_saving_for_5: What are you saving for? [Do not read from list]			
Value	Label	Cases	Percentage
14	Prefer not to answer	0	
96	Other	0	
Sysmiss		2180	
Warning: these figures indicate the number of cases found in the data file. They cannot be interpreted as summary statistics of the population of interest.			
# ie_saving_for_6: What are you saving for? [Do not read from list]			
Information	[Type= discrete] [Format=numeric] [Range= 1-96] [Missing=*]		
Statistics [NW/ W]	[Valid=38 /-] [Invalid=2146 /-]		
Value	Label	Cases	Percentage
1	Emergencies	0	
2	Personal items	0	
3	Household expenses	0	
4	Own school fees	0	
5	School fees for others	0	
6	School supplies	38	100.0%
7	Own business	0	
8	Family business	0	
9	General future use	0	
10	Agricultural inputs	0	
11	Medical expenses for self	0	
12	Medical expenses for other	0	
13	Transport/trips	0	
14	Prefer not to answer	0	
96	Other	0	
Sysmiss		2146	
Warning: these figures indicate the number of cases found in the data file. They cannot be interpreted as summary statistics of the population of interest.			
# ie_saving_for_7: What are you saving for? [Do not read from list]			
Information	[Type= discrete] [Format=numeric] [Range= 1-96] [Missing=*]		
Statistics [NW/ W]	[Valid=5 /-] [Invalid=2179 /-]		
Value	Label	Cases	Percentage
1	Emergencies	0	
2	Personal items	0	
3	Household expenses	0	
4	Own school fees	0	
5	School fees for others	0	
6	School supplies	0	
7	Own business	5	100.0%
8	Family business	0	
9	General future use	0	
10	Agricultural inputs	0	
11	Medical expenses for self	0	
12	Medical expenses for other	0	
13	Transport/trips	0	
14	Prefer not to answer	0	
96	Other	0	

# ie_saving_for_7: What are you saving for? [Do not read from list]			
Value	Label	Cases	Percentage
Sysmiss		2179	
Warning: these figures indicate the number of cases found in the data file. They cannot be interpreted as summary statistics of the population of interest.			
# ie_saving_for_8: What are you saving for? [Do not read from list]			
Information	[Type= discrete] [Format=character] [Missing=*]		
Statistics [NW/ W]	[Valid=1 /-] [Invalid=0 /-]		
Value	Label	Cases	Percentage
8		1	100.0%
Warning: these figures indicate the number of cases found in the data file. They cannot be interpreted as summary statistics of the population of interest.			
# ie_saving_for_9: What are you saving for? [Do not read from list]			
Information	[Type= discrete] [Format=numeric] [Range= 1-96] [Missing=*]		
Statistics [NW/ W]	[Valid=91 /-] [Invalid=2093 /-]		
Value	Label	Cases	Percentage
1	Emergencies	0	
2	Personal items	0	
3	Household expenses	0	
4	Own school fees	0	
5	School fees for others	0	
6	School supplies	0	
7	Own business	0	
8	Family business	0	
9	General future use	91	100.0%
10	Agricultural inputs	0	
11	Medical expenses for self	0	
12	Medical expenses for other	0	
13	Transport/trips	0	
14	Prefer not to answer	0	
96	Other	0	
Sysmiss		2093	
Warning: these figures indicate the number of cases found in the data file. They cannot be interpreted as summary statistics of the population of interest.			

# ie_saving_for_96: What are you saving for? [Do not read from list]			
Information		[Type= discrete] [Format=numeric] [Range= 1-96] [Missing=*]	
Statistics [NW/ W]		[Valid=8 /-] [Invalid=2176 /-]	
Value	Label	Cases	Percentage
1	Emergencies	0	
2	Personal items	0	
3	Household expenses	0	
4	Own school fees	0	
5	School fees for others	0	
6	School supplies	0	
7	Own business	0	
8	Family business	0	
9	General future use	0	
10	Agricultural inputs	0	
11	Medical expenses for self	0	
12	Medical expenses for other	0	
13	Transport/trips	0	
14	Prefer not to answer	0	
96	Other	8	<div></div> 100.0%
Sysmiss		2176	
Warning: these figures indicate the number of cases found in the data file. They cannot be interpreted as summary statistics of the population of interest.			
# ie_saving_for_oth: Please specify details on what other things you are saving for			
Information		[Type= discrete] [Format=character] [Missing=*]	
Statistics [NW/ W]		[Valid=8 /-] [Invalid=0 /-]	
# ie_has_budget: Do you have such a plan?			
Information		[Type= discrete] [Format=numeric] [Range= 0-98] [Missing=*]	
Statistics [NW/ W]		[Valid=1853 /-] [Invalid=331 /-]	
Value	Label	Cases	Percentage
0	No, I have never had it	0	
1	Yes	119	<div></div> 6.4%
2	No	1730	<div></div> 93.4%
3	Yes, but not sure about the exact age	0	
90	I am not sure	0	
93	Prefer not to answer	3	<div></div> 0.2%
95	Not had sex with this partner in the last 4 weeks	0	
98	Don't know	1	<div></div> 0.1%
Sysmiss		331	
Warning: these figures indicate the number of cases found in the data file. They cannot be interpreted as summary statistics of the population of interest.			
# ie_has_written_budget: Is your plan written down?			
Information		[Type= discrete] [Format=numeric] [Range= 0-98] [Missing=*]	
Statistics [NW/ W]		[Valid=119 /-] [Invalid=2065 /-]	
Value	Label	Cases	Percentage
0	No, I have never had it	0	
1	Yes	50	<div></div> 42.0%
2	No	69	<div></div> 58.0%

# ie_has_written_budget: Is your plan written down?			
Value	Label	Cases	Percentage
3	Yes, but not sure about the exact age	0	
90	I am not sure	0	
93	Prefer not to answer	0	
95	Not had sex with this partner in the last 4 weeks	0	
98	Don't know	0	
Sysmiss		2065	
Warning: these figures indicate the number of cases found in the data file. They cannot be interpreted as summary statistics of the population of interest.			
# ie_follow_budget: Would you say that you follow your plan all of the time, some of the time, rarel			
Information	[Type= discrete] [Format=numeric] [Range= 1-4] [Missing=*]		
Statistics [NW/ W]	[Valid=119 /-] [Invalid=2065 /-]		
Value	Label	Cases	Percentage
1	All of the time	45	<div></div> 37.8%
2	Some of the time	59	<div></div> 49.6%
3	Rarely	10	<div></div> 8.4%
4	Never	5	<div></div> 4.2%
Sysmiss		2065	
Warning: these figures indicate the number of cases found in the data file. They cannot be interpreted as summary statistics of the population of interest.			
# ie_budget_type_1: What would you call that kind of plan?			
Information	[Type= discrete] [Format=numeric] [Range= 1-98] [Missing=*]		
Statistics [NW/ W]	[Valid=61 /-] [Invalid=2123 /-]		
Value	Label	Cases	Percentage
1	Budget	61	<div></div> 100.0%
2	Savings plan	0	
3	Financial goal	0	
96	Other	0	
98	Don't know	0	
Sysmiss		2123	
Warning: these figures indicate the number of cases found in the data file. They cannot be interpreted as summary statistics of the population of interest.			
# ie_budget_type_2: What would you call that kind of plan?			
Information	[Type= discrete] [Format=numeric] [Range= 1-98] [Missing=*]		
Statistics [NW/ W]	[Valid=46 /-] [Invalid=2138 /-]		
Value	Label	Cases	Percentage
1	Budget	0	
2	Savings plan	46	<div></div> 100.0%
3	Financial goal	0	
96	Other	0	
98	Don't know	0	
Sysmiss		2138	
Warning: these figures indicate the number of cases found in the data file. They cannot be interpreted as summary statistics of the population of interest.			
# ie_budget_type_3: What would you call that kind of plan?			
Information	[Type= discrete] [Format=numeric] [Range= 1-98] [Missing=*]		
Statistics [NW/ W]	[Valid=1 /-] [Invalid=2183 /-]		

# ie_budget_type_3: What would you call that kind of plan?			
Value	Label	Cases	Percentage
1	Budget	0	
2	Savings plan	0	
3	Financial goal	1	<div></div> 100.0%
96	Other	0	
98	Don't know	0	
Sysmiss		2183	
Warning: these figures indicate the number of cases found in the data file. They cannot be interpreted as summary statistics of the population of interest.			
# ie_budget_type_96: What would you call that kind of plan?			
Information	[Type= discrete] [Format=numeric] [Range= 1-98] [Missing=*]		
Statistics [NW/ W]	[Valid=1 /-] [Invalid=2183 /-]		
Value	Label	Cases	Percentage
1	Budget	0	
2	Savings plan	0	
3	Financial goal	0	
96	Other	1	<div></div> 100.0%
98	Don't know	0	
Sysmiss		2183	
Warning: these figures indicate the number of cases found in the data file. They cannot be interpreted as summary statistics of the population of interest.			
# ie_budget_type_98: What would you call that kind of plan?			
Information	[Type= discrete] [Format=numeric] [Range= 1-98] [Missing=*]		
Statistics [NW/ W]	[Valid=3 /-] [Invalid=2181 /-]		
Value	Label	Cases	Percentage
1	Budget	0	
2	Savings plan	0	
3	Financial goal	0	
96	Other	0	
98	Don't know	3	<div></div> 100.0%
Sysmiss		2181	
Warning: these figures indicate the number of cases found in the data file. They cannot be interpreted as summary statistics of the population of interest.			
# ie_wayof_saving_1: What are the ways you are saving your money?			
Information	[Type= discrete] [Format=numeric] [Range= 1-98] [Missing=*]		
Statistics [NW/ W]	[Valid=99 /-] [Invalid=2085 /-]		
Value	Label	Cases	Percentage
1	Bank/bank account	99	<div></div> 100.0%
2	Savings account	0	
3	Homebank/under mattress/hole	0	
4	Box/closet	0	
5	With a friend	0	
6	With a parent or guardian	0	
7	In a savings group/ stockvel	0	
8	Shopkeeper	0	
9	Investments	0	
93	Prefer not to answer	0	

# ie_wayof_saving_1: What are the ways you are saving your money?			
Value	Label	Cases	Percentage
98	Don't know	0	
Sysmiss		2085	
Warning: these figures indicate the number of cases found in the data file. They cannot be interpreted as summary statistics of the population of interest.			
# ie_wayof_saving_2: What are the ways you are saving your money?			
Information	[Type= discrete] [Format=numeric] [Range= 1-98] [Missing=*]		
Statistics [NW/ W]	[Valid=19 /-] [Invalid=2165 /-]		
Value	Label	Cases	Percentage
1	Bank/bank account	0	
2	Savings account	19	<div></div> 100.0%
3	Homebank/under mattress/hole	0	
4	Box/closet	0	
5	With a friend	0	
6	With a parent or guardian	0	
7	In a savings group/ stockvel	0	
8	Shopkeeper	0	
9	Investments	0	
93	Prefer not to answer	0	
98	Don't know	0	
Sysmiss		2165	
Warning: these figures indicate the number of cases found in the data file. They cannot be interpreted as summary statistics of the population of interest.			
# ie_wayof_saving_3: What are the ways you are saving your money?			
Information	[Type= discrete] [Format=numeric] [Range= 1-98] [Missing=*]		
Statistics [NW/ W]	[Valid=168 /-] [Invalid=2016 /-]		
Value	Label	Cases	Percentage
1	Bank/bank account	0	
2	Savings account	0	
3	Homebank/under mattress/hole	168	<div></div> 100.0%
4	Box/closet	0	
5	With a friend	0	
6	With a parent or guardian	0	
7	In a savings group/ stockvel	0	
8	Shopkeeper	0	
9	Investments	0	
93	Prefer not to answer	0	
98	Don't know	0	
Sysmiss		2016	
Warning: these figures indicate the number of cases found in the data file. They cannot be interpreted as summary statistics of the population of interest.			
# ie_wayof_saving_4: What are the ways you are saving your money?			
Information	[Type= discrete] [Format=numeric] [Range= 1-98] [Missing=*]		
Statistics [NW/ W]	[Valid=156 /-] [Invalid=2028 /-]		
Value	Label	Cases	Percentage
1	Bank/bank account	0	
2	Savings account	0	

# ie_wayof_saving_4: What are the ways you are saving your money?			
Value	Label	Cases	Percentage
3	Homebank/under mattress/hole	0	
4	Box/closet	156	<div></div> 100.0%
5	With a friend	0	
6	With a parent or guardian	0	
7	In a savings group/ stockvel	0	
8	Shopkeeper	0	
9	Investments	0	
93	Prefer not to answer	0	
98	Don't know	0	
Sysmiss		2028	
Warning: these figures indicate the number of cases found in the data file. They cannot be interpreted as summary statistics of the population of interest.			
# ie_wayof_saving_5: What are the ways you are saving your money?			
Information		[Type= discrete] [Format=numeric] [Range= 1-98] [Missing=*]	
Statistics [NW/ W]		[Valid=3 /-] [Invalid=2181 /-]	
Value	Label	Cases	Percentage
1	Bank/bank account	0	
2	Savings account	0	
3	Homebank/under mattress/hole	0	
4	Box/closet	0	
5	With a friend	3	<div></div> 100.0%
6	With a parent or guardian	0	
7	In a savings group/ stockvel	0	
8	Shopkeeper	0	
9	Investments	0	
93	Prefer not to answer	0	
98	Don't know	0	
Sysmiss		2181	
Warning: these figures indicate the number of cases found in the data file. They cannot be interpreted as summary statistics of the population of interest.			
# ie_wayof_saving_6: What are the ways you are saving your money?			
Information		[Type= discrete] [Format=numeric] [Range= 1-98] [Missing=*]	
Statistics [NW/ W]		[Valid=20 /-] [Invalid=2164 /-]	
Value	Label	Cases	Percentage
1	Bank/bank account	0	
2	Savings account	0	
3	Homebank/under mattress/hole	0	
4	Box/closet	0	
5	With a friend	0	
6	With a parent or guardian	20	<div></div> 100.0%
7	In a savings group/ stockvel	0	
8	Shopkeeper	0	
9	Investments	0	
93	Prefer not to answer	0	
98	Don't know	0	
Sysmiss		2164	

# ie_wayof_saving_6: What are the ways you are saving your money?			
Warning: these figures indicate the number of cases found in the data file. They cannot be interpreted as summary statistics of the population of interest.			
# ie_wayof_saving_7: What are the ways you are saving your money?			
Information	[Type= discrete] [Format=numeric] [Range= 1-98] [Missing=*]		
Statistics [NW/ W]	[Valid=18 /-] [Invalid=2166 /-]		
Value	Label	Cases	Percentage
1	Bank/bank account	0	
2	Savings account	0	
3	Homebank/under mattress/hole	0	
4	Box/closet	0	
5	With a friend	0	
6	With a parent or guardian	0	
7	In a savings group/ stockvel	18	100.0%
8	Shopkeeper	0	
9	Investments	0	
93	Prefer not to answer	0	
98	Don't know	0	
Sysmiss		2166	
Warning: these figures indicate the number of cases found in the data file. They cannot be interpreted as summary statistics of the population of interest.			
# ie_wayof_saving_93: What are the ways you are saving your money?			
Information	[Type= discrete] [Format=numeric] [Range= 1-98] [Missing=*]		
Statistics [NW/ W]	[Valid=2 /-] [Invalid=2182 /-]		
Value	Label	Cases	Percentage
1	Bank/bank account	0	
2	Savings account	0	
3	Homebank/under mattress/hole	0	
4	Box/closet	0	
5	With a friend	0	
6	With a parent or guardian	0	
7	In a savings group/ stockvel	0	
8	Shopkeeper	0	
9	Investments	0	
93	Prefer not to answer	2	100.0%
98	Don't know	0	
Sysmiss		2182	
Warning: these figures indicate the number of cases found in the data file. They cannot be interpreted as summary statistics of the population of interest.			
# ie_wayof_saving_98: What are the ways you are saving your money?			
Information	[Type= discrete] [Format=numeric] [Range= 1-98] [Missing=*]		
Statistics [NW/ W]	[Valid=2 /-] [Invalid=2182 /-]		
Value	Label	Cases	Percentage
1	Bank/bank account	0	
2	Savings account	0	
3	Homebank/under mattress/hole	0	
4	Box/closet	0	
5	With a friend	0	

# ie_wayof_saving_98: What are the ways you are saving your money?			
Value	Label	Cases	Percentage
6	With a parent or guardian	0	
7	In a savings group/ stockvel	0	
8	Shopkeeper	0	
9	Investments	0	
93	Prefer not to answer	0	
98	Don't know	2	<div><div></div></div> 100.0%
Sysmiss		2182	
Warning: these figures indicate the number of cases found in the data file. They cannot be interpreted as summary statistics of the population of interest.			
# ie_rich_can_save: Do you agree or disagree with the following statement: "Only people with a lot o			
Information	[Type= discrete] [Format=numeric] [Range= 1-93] [Missing=*]		
Statistics [NW/ W]	[Valid=1853 /-] [Invalid=331 /-]		
Value	Label	Cases	Percentage
1	Agree	134	<div><div></div></div> 7.2%
2	Disagree	1719	<div><div></div></div> 92.8%
93	Prefer not to answer	0	
Sysmiss		331	
Warning: these figures indicate the number of cases found in the data file. They cannot be interpreted as summary statistics of the population of interest.			
# ie_do_remain_money: When there are weeks when you have met all your basic needs and at the end of th			
Information	[Type= discrete] [Format=numeric] [Range= 0-98] [Missing=*]		
Statistics [NW/ W]	[Valid=1853 /-] [Invalid=331 /-]		
Value	Label	Cases	Percentage
0	No money left with me	921	<div><div></div></div> 49.7%
1	Secure / set aside for future use	545	<div><div></div></div> 29.4%
2	I buy something else	375	<div><div></div></div> 20.2%
93	Prefer not to answer	3	<div><div></div></div> 0.2%
96	Other, specify	3	<div><div></div></div> 0.2%
98	I do not know	6	<div><div></div></div> 0.3%
Sysmiss		331	
Warning: these figures indicate the number of cases found in the data file. They cannot be interpreted as summary statistics of the population of interest.			
# ie_do_remain_other: Please specify other things that you do with the money			
Information	[Type= discrete] [Format=character] [Missing=*]		
Statistics [NW/ W]	[Valid=3 /-] [Invalid=0 /-]		
Value	Label	Cases	Percentage
Carrying at school		2	<div><div></div></div> 66.7%
I have not been given money by anyone.		1	<div><div></div></div> 33.3%
Warning: these figures indicate the number of cases found in the data file. They cannot be interpreted as summary statistics of the population of interest.			
# ie_foodfreq: In the last 12 months did you or any other individuals in your household ever cu			
Information	[Type= discrete] [Format=numeric] [Range= 0-98] [Missing=*]		
Statistics [NW/ W]	[Valid=1853 /-] [Invalid=331 /-]		

ie_foodfreq: In the last 12 months did you or any other individuals in your household ever cu

Value	Label	Cases	Percentage
0	No, I have never had it	0	
1	Yes	315	<div></div> 17.0%
2	No	1537	<div></div> 82.9%
3	Yes, but not sure about the exact age	0	
90	I am not sure	0	
93	Prefer not to answer	1	<div></div> 0.1%
95	Not had sex with this partner in the last 4 weeks	0	
98	Don't know	0	
Sysmiss		331	

Warning: these figures indicate the number of cases found in the data file. They cannot be interpreted as summary statistics of the population of interest.

ie_foodfreqskip: How often did this happen?

Information	[Type= discrete] [Format=numeric] [Range= 1-93] [Missing=*]
Statistics [NW/ W]	[Valid=315 /-] [Invalid=1869 /-]

Value	Label	Cases	Percentage
1	Every month	73	<div></div> 23.2%
2	Some months	227	<div></div> 72.1%
3	Ones or twice a month	15	<div></div> 4.8%
93	Prefer not to answer	0	
Sysmiss		1869	

Warning: these figures indicate the number of cases found in the data file. They cannot be interpreted as summary statistics of the population of interest.

File : AHRI.DREAMS.NestedCohort.IndivGeneralHealth.2018.v1

project_id: REDCap Project Identifier

Information [Type= discrete] [Format=numeric] [Range= 319-319] [Missing=*]

Statistics [NW/ W] [Valid=2184 /-] [Invalid=0 /-]

Value	Label	Cases	Percentage
319		2184	100.0%

Warning: these figures indicate the number of cases found in the data file. They cannot be interpreted as summary statistics of the population of interest.

event_id: REDCap Event Identifier

Information [Type= discrete] [Format=numeric] [Range= 939-939] [Missing=*]

Statistics [NW/ W] [Valid=2184 /-] [Invalid=0 /-]

Value	Label	Cases	Percentage
939		2184	100.0%

Warning: these figures indicate the number of cases found in the data file. They cannot be interpreted as summary statistics of the population of interest.

cohort: Cohort Description

Information [Type= discrete] [Format=character] [Missing=*]

Statistics [NW/ W] [Valid=2184 /-] [Invalid=0 /-]

Value	Label	Cases	Percentage
Nested Cohort		2184	100.0%

Warning: these figures indicate the number of cases found in the data file. They cannot be interpreted as summary statistics of the population of interest.

round: Round Description

Information [Type= discrete] [Format=character] [Missing=*]

Statistics [NW/ W] [Valid=2184 /-] [Invalid=0 /-]

Value	Label	Cases	Percentage
Follow Up 1 - 2018		2184	100.0%

Warning: these figures indicate the number of cases found in the data file. They cannot be interpreted as summary statistics of the population of interest.

IIntId: Individual ID

Information [Type= continuous] [Format=numeric] [Range= 48-213726] [Missing=*]

Statistics [NW/ W] [Valid=2184 /-] [Invalid=0 /-] [Mean=96769.021 /-] [StdDev=45132.469 /-]

hq_hiv_gettestwhere: Would you be able to get a HIV test if you wanted one?

Information [Type= discrete] [Format=numeric] [Range= 0-98] [Missing=*]

Statistics [NW/ W] [Valid=1853 /-] [Invalid=331 /-]

Value	Label	Cases	Percentage
0	No, I have never had it	0	
1	Yes	1811	97.7%
2	No	35	1.9%
3	Yes, but not sure about the exact age	0	
90	I am not sure	0	
93	Prefer not to answer	7	0.4%
95	Not had sex with this partner in the last 4 weeks	0	
98	Don't know	0	
Sysmiss		331	

Warning: these figures indicate the number of cases found in the data file. They cannot be interpreted as summary statistics of the population of interest.

File : AHRI.DREAMS.NestedCohort.IndivGeneralHealth.2018.v1

hq_hiv_knwstatus: Do you think that it is important for people to know their status?

Information [Type= discrete] [Format=numeric] [Range= 0-98] [Missing=*]

Statistics [NW/ W] [Valid=1853 /-] [Invalid=331 /-]

Value	Label	Cases	Percentage
0	No, I have never had it	0	
1	Yes	1817	98.1%
2	No	35	1.9%
3	Yes, but not sure about the exact age	0	
90	I am not sure	0	
93	Prefer not to answer	1	0.1%
95	Not had sex with this partner in the last 4 weeks	0	
98	Don't know	0	
Sysmiss		331	

Warning: these figures indicate the number of cases found in the data file. They cannot be interpreted as summary statistics of the population of interest.

hq_hiv_impctest_1: Why is it important to be HIV tested?

Information [Type= discrete] [Format=numeric] [Range= 1-96] [Missing=*]

Statistics [NW/ W] [Valid=1401 /-] [Invalid=783 /-]

Value	Label	Cases	Percentage
1	To protect/take care of yourself	1401	100.0%
2	To protect your partner	0	
3	To protect unborn/future children	0	
4	To plan for the future	0	
96	Other, specify	0	
Sysmiss		783	

Warning: these figures indicate the number of cases found in the data file. They cannot be interpreted as summary statistics of the population of interest.

hq_hiv_impctest_2: Why is it important to be HIV tested?

Information [Type= discrete] [Format=numeric] [Range= 1-96] [Missing=*]

Statistics [NW/ W] [Valid=163 /-] [Invalid=2021 /-]

Value	Label	Cases	Percentage
1	To protect/take care of yourself	0	
2	To protect your partner	163	100.0%
3	To protect unborn/future children	0	
4	To plan for the future	0	
96	Other, specify	0	
Sysmiss		2021	

Warning: these figures indicate the number of cases found in the data file. They cannot be interpreted as summary statistics of the population of interest.

hq_hiv_impctest_3: Why is it important to be HIV tested?

Information [Type= discrete] [Format=numeric] [Range= 1-96] [Missing=*]

Statistics [NW/ W] [Valid=129 /-] [Invalid=2055 /-]

Value	Label	Cases	Percentage
1	To protect/take care of yourself	0	
2	To protect your partner	0	
3	To protect unborn/future children	129	100.0%

File : AHRI.DREAMS.NestedCohort.IndivGeneralHealth.2018.v1

hq_hiv_impctest_3: Why is it important to be HIV tested?

Value	Label	Cases	Percentage
4	To plan for the future	0	
96	Other, specify	0	
Sysmiss		2055	

Warning: these figures indicate the number of cases found in the data file. They cannot be interpreted as summary statistics of the population of interest.

hq_hiv_impctest_4: Why is it important to be HIV tested?

Information	[Type= discrete] [Format=numeric] [Range= 1-96] [Missing=*]
Statistics [NW/ W]	[Valid=321 /-] [Invalid=1863 /-]

Value	Label	Cases	Percentage
1	To protect/take care of yourself	0	
2	To protect your partner	0	
3	To protect unborn/future children	0	
4	To plan for the future	321	100.0%
96	Other, specify	0	
Sysmiss		1863	

Warning: these figures indicate the number of cases found in the data file. They cannot be interpreted as summary statistics of the population of interest.

hq_hiv_impctest_96: Why is it important to be HIV tested?

Information	[Type= discrete] [Format=numeric] [Range= 1-96] [Missing=*]
Statistics [NW/ W]	[Valid=289 /-] [Invalid=1895 /-]

Value	Label	Cases	Percentage
1	To protect/take care of yourself	0	
2	To protect your partner	0	
3	To protect unborn/future children	0	
4	To plan for the future	0	
96	Other, specify	289	100.0%
Sysmiss		1895	

Warning: these figures indicate the number of cases found in the data file. They cannot be interpreted as summary statistics of the population of interest.

hq_hiv_impctestoth: Please specify detail on the other reason you think it is important to get teste

Information	[Type= discrete] [Format=character] [Missing=*]
Statistics [NW/ W]	[Valid=313 /-] [Invalid=0 /-]

hq_recv_hivresult: Have you ever received a test result for HIV?

Information	[Type= discrete] [Format=numeric] [Range= 0-98] [Missing=*]
Statistics [NW/ W]	[Valid=1853 /-] [Invalid=331 /-]

Value	Label	Cases	Percentage
0	No, I have never had it	0	
1	Yes	1283	69.2%
2	No	569	30.7%
3	Yes, but not sure about the exact age	0	
90	I am not sure	0	
93	Prefer not to answer	1	0.1%
95	Not had sex with this partner in the last 4 weeks	0	
98	Don't know	0	

File : AHRI.DREAMS.NestedCohort.IndivGeneralHealth.2018.v1

hq_recv_hivresult: Have you ever received a test result for HIV?

Value	Label	Cases	Percentage
Sysmiss		331	

Warning: these figures indicate the number of cases found in the data file. They cannot be interpreted as summary statistics of the population of interest.

hq_hiv_testwhere: Where did your last HIV test take place?

Information	[Type= discrete] [Format=numeric] [Range= 1-96] [Missing=*]
Statistics [NW/ W]	[Valid=1283 /-] [Invalid=901 /-]

Value	Label	Cases	Percentage
1	At a fixed health facility	789	61.5%
2	At a mobile health facility	104	8.1%
3	At home	369	28.8%
96	Other, specify	21	1.6%
Sysmiss		901	

Warning: these figures indicate the number of cases found in the data file. They cannot be interpreted as summary statistics of the population of interest.

hq_hiv_testwhereoth: Please specify detail on the other place where you were tested for HIV:

Information	[Type= discrete] [Format=character] [Missing=*]
Statistics [NW/ W]	[Valid=21 /-] [Invalid=0 /-]

hq_hiv_testoffered: Was the last HIV test offered, required or did you ask for the test?

Information	[Type= discrete] [Format=numeric] [Range= 1-3] [Missing=*]
Statistics [NW/ W]	[Valid=1283 /-] [Invalid=901 /-]

Value	Label	Cases	Percentage
1	It was offered	451	35.2%
2	It was required	341	26.6%
3	I asked for a test	491	38.3%
Sysmiss		901	

Warning: these figures indicate the number of cases found in the data file. They cannot be interpreted as summary statistics of the population of interest.

hq_hiv_testreas: What was the main reason for your last HIV test?

Information	[Type= discrete] [Format=numeric] [Range= 1-96] [Missing=*]
Statistics [NW/ W]	[Valid=1283 /-] [Invalid=901 /-]

Value	Label	Cases	Percentage
1	To protect/take care of yourself	692	53.9%
2	To protect your partner	13	1.0%
3	To protect unborn/future children	166	12.9%
4	To plan for the future	97	7.6%
96	Other, specify	315	24.6%
Sysmiss		901	

Warning: these figures indicate the number of cases found in the data file. They cannot be interpreted as summary statistics of the population of interest.

hq_hiv_testreasoth: Please specify detail on the other main reason for having your last HIV test:

Information	[Type= discrete] [Format=character] [Missing=*]
Statistics [NW/ W]	[Valid=317 /-] [Invalid=0 /-]

hq_hiv_priorcounsel: Did you receive any counselling prior to your last HIV test?

Information	[Type= discrete] [Format=numeric] [Range= 0-98] [Missing=*]
-------------	---

File : AHRI.DREAMS.NestedCohort.IndivGeneralHealth.2018.v1

hq_hiv_priorcounsel: Did you receive any counselling prior to your last HIV test?

Statistics [NW/ W] [Valid=1283 /-] [Invalid=901 /-]

Value	Label	Cases	Percentage
0	No, I have never had it	0	
1	Yes	1168	91.0%
2	No	111	8.7%
3	Yes, but not sure about the exact age	0	
90	I am not sure	0	
93	Prefer not to answer	4	0.3%
95	Not had sex with this partner in the last 4 weeks	0	
98	Don't know	0	
Sysmiss		901	

Warning: these figures indicate the number of cases found in the data file. They cannot be interpreted as summary statistics of the population of interest.

hq_pos_hivresult: Have you ever had a positive HIV test result?

Information [Type= discrete] [Format=numeric] [Range= 0-98] [Missing=*]

Statistics [NW/ W] [Valid=1283 /-] [Invalid=901 /-]

Value	Label	Cases	Percentage
0	No, I have never had it	0	
1	Yes	115	9.0%
2	No	1166	90.9%
3	Yes, but not sure about the exact age	0	
90	I am not sure	0	
93	Prefer not to answer	2	0.2%
95	Not had sex with this partner in the last 4 weeks	0	
98	Don't know	0	
Sysmiss		901	

Warning: these figures indicate the number of cases found in the data file. They cannot be interpreted as summary statistics of the population of interest.

hq_firstposresult: When was your first positive test result?

Information [Type= discrete] [Format=numeric] [Range= 2-93] [Missing=*]

Statistics [NW/ W] [Valid=115 /-] [Invalid=2069 /-]

Value	Label	Cases	Percentage
2	More than 1 year ago	81	70.4%
3	Less than 1 year ago	34	29.6%
4	I have never felt I had a risk of being infected	0	
93	Prefer not to answer	0	
Sysmiss		2069	

Warning: these figures indicate the number of cases found in the data file. They cannot be interpreted as summary statistics of the population of interest.

hq_lastneghivresult: When was your last negative test result?

Information [Type= discrete] [Format=numeric] [Range= 2-93] [Missing=*]

Statistics [NW/ W] [Valid=1285 /-] [Invalid=899 /-]

Value	Label	Cases	Percentage
2	More than 1 year ago	343	26.7%
3	Less than 1 year ago	886	68.9%

File : AHRI.DREAMS.NestedCohort.IndivGeneralHealth.2018.v1

hq_lastneghivresult: When was your last negative test result?

Value	Label	Cases	Percentage
4	I have never feld I had a risk of being infected	56	4.4%
93	Prefer not to answer	0	
Sysmiss		899	

Warning: these figures indicate the number of cases found in the data file. They cannot be interpreted as summary statistics of the population of interest.

hq_refertreatm: Were you referred to HIV treatment services?

Information	[Type= discrete] [Format=numeric] [Range= 0-98] [Missing=*]
Statistics [NW/ W]	[Valid=115 /-] [Invalid=2069 /-]

Value	Label	Cases	Percentage
0	No, I have never had it	0	
1	Yes	107	93.0%
2	No	8	7.0%
3	Yes, but not sure about the exact age	0	
90	I am not sure	0	
93	Prefer not to answer	0	
95	Not had sex with this partner in the last 4 weeks	0	
98	Don't know	0	
Sysmiss		2069	

Warning: these figures indicate the number of cases found in the data file. They cannot be interpreted as summary statistics of the population of interest.

hq_prev_arttreat: Have you ever taken ART for your own health?

Information	[Type= discrete] [Format=numeric] [Range= 0-98] [Missing=*]
Statistics [NW/ W]	[Valid=115 /-] [Invalid=2069 /-]

Value	Label	Cases	Percentage
0	No, I have never had it	0	
1	Yes	94	81.7%
2	No	21	18.3%
3	Yes, but not sure about the exact age	0	
90	I am not sure	0	
93	Prefer not to answer	0	
95	Not had sex with this partner in the last 4 weeks	0	
98	Don't know	0	
Sysmiss		2069	

Warning: these figures indicate the number of cases found in the data file. They cannot be interpreted as summary statistics of the population of interest.

hq_art_takenmtct: Have you ever taken ART to prevent Mother To Child Transmission (MTCT)?

Information	[Type= discrete] [Format=numeric] [Range= 0-98] [Missing=*]
Statistics [NW/ W]	[Valid=115 /-] [Invalid=2069 /-]

Value	Label	Cases	Percentage
0	No, I have never had it	0	
1	Yes	50	43.5%
2	No	64	55.7%
3	Yes, but not sure about the exact age	0	
90	I am not sure	0	

File : AHRI.DREAMS.NestedCohort.IndivGeneralHealth.2018.v1

hq_art_takemtct: Have you ever taken ART to prevent Mother To Child Transmission (MTCT)?

Value	Label	Cases	Percentage
93	Prefer not to answer	1	0.9%
95	Not had sex with this partner in the last 4 weeks	0	
98	Don't know	0	
Sysmiss		2069	

Warning: these figures indicate the number of cases found in the data file. They cannot be interpreted as summary statistics of the population of interest.

hq_start_arttreat: When did you first start ART?

Information	[Type= discrete] [Format=numeric] [Range= 2-93] [Missing=*]
Statistics [NW/ W]	[Valid=94 /-] [Invalid=2090 /-]

Value	Label	Cases	Percentage
2	More than 1 year ago	76	80.9%
3	Less than 1 year ago	18	19.1%
4	I have never felt I had a risk of being infected	0	
93	Prefer not to answer	0	
Sysmiss		2090	

Warning: these figures indicate the number of cases found in the data file. They cannot be interpreted as summary statistics of the population of interest.

hq_curr_arttreat: Are you currently receiving ART?

Information	[Type= discrete] [Format=numeric] [Range= 0-98] [Missing=*]
Statistics [NW/ W]	[Valid=115 /-] [Invalid=2069 /-]

Value	Label	Cases	Percentage
0	No, I have never had it	0	
1	Yes	111	96.5%
2	No	4	3.5%
3	Yes, but not sure about the exact age	0	
90	I am not sure	0	
93	Prefer not to answer	0	
95	Not had sex with this partner in the last 4 weeks	0	
98	Don't know	0	
Sysmiss		2069	

Warning: these figures indicate the number of cases found in the data file. They cannot be interpreted as summary statistics of the population of interest.

hq_art_takenstop: Have you ever had to stop ART?

Information	[Type= discrete] [Format=numeric] [Range= 0-98] [Missing=*]
Statistics [NW/ W]	[Valid=94 /-] [Invalid=2090 /-]

Value	Label	Cases	Percentage
0	No, I have never had it	0	
1	Yes	8	8.5%
2	No	86	91.5%
3	Yes, but not sure about the exact age	0	
90	I am not sure	0	
93	Prefer not to answer	0	
95	Not had sex with this partner in the last 4 weeks	0	
98	Don't know	0	

File : AHRI.DREAMS.NestedCohort.IndivGeneralHealth.2018.v1

hq_art_takenstop: Have you ever had to stop ART?

Value	Label	Cases	Percentage
Sysmiss		2090	

Warning: these figures indicate the number of cases found in the data file. They cannot be interpreted as summary statistics of the population of interest.

hq_art_reastakenstop: Please provide the reason for stopping ART:

Information	[Type= discrete] [Format=character] [Missing=*]
Statistics [NW/ W]	[Valid=8 /-]

hq_recvfrom_arttreat: Where do you currently receive your ART from?

Information	[Type= discrete] [Format=numeric] [Range= 1-93] [Missing=*]
Statistics [NW/ W]	[Valid=111 /-] [Invalid=2073 /-]

Value	Label	Cases	Percentage
1	Clinic	108	97.3%
2	Mobile clinic	2	1.8%
3	Treatment Collection Centre	0	
4	Independent physician	0	
5	Independent organization	0	
6	Outside the study area / Outside of PIPSA	0	
93	Prefer not to answer	1	0.9%
Sysmiss		2073	

Warning: these figures indicate the number of cases found in the data file. They cannot be interpreted as summary statistics of the population of interest.

hq_art_exttimetake: How often do you take your ART drugs at the exact time prescribed by your doctor

Information	[Type= discrete] [Format=numeric] [Range= 1-3] [Missing=*]
Statistics [NW/ W]	[Valid=111 /-] [Invalid=2073 /-]

Value	Label	Cases	Percentage
1	Often	73	65.8%
2	Sometimes	6	5.4%
3	Always	32	28.8%
Sysmiss		2073	

Warning: these figures indicate the number of cases found in the data file. They cannot be interpreted as summary statistics of the population of interest.

hq_heardof_art: If HIV negative or status not known: Have you ever heard of ART ?

Information	[Type= discrete] [Format=numeric] [Range= 0-98] [Missing=*]
Statistics [NW/ W]	[Valid=1168 /-] [Invalid=1016 /-]

Value	Label	Cases	Percentage
0	No, I have never had it	0	
1	Yes	1107	94.8%
2	No	55	4.7%
3	Yes, but not sure about the exact age	0	
90	I am not sure	0	
93	Prefer not to answer	3	0.3%
95	Not had sex with this partner in the last 4 weeks	0	
98	Don't know	3	0.3%
Sysmiss		1016	

Warning: these figures indicate the number of cases found in the data file. They cannot be interpreted as summary statistics of the population of interest.

File : AHRI.DREAMS.NestedCohort.IndivGeneralHealth.2018.v1

hq_art_imphealth: Do you think that ART improves health?

Information [Type= discrete] [Format=numeric] [Range= 0-98] [Missing=*]

Statistics [NW/ W] [Valid=1853 /-] [Invalid=331 /-]

Value	Label	Cases	Percentage
0	No, I have never had it	0	
1	Yes	1708	92.2%
2	No	51	2.8%
3	Yes, but not sure about the exact age	0	
90	I am not sure	0	
93	Prefer not to answer	6	0.3%
95	Not had sex with this partner in the last 4 weeks	0	
98	Don't know	88	4.7%
Sysmiss		331	

Warning: these figures indicate the number of cases found in the data file. They cannot be interpreted as summary statistics of the population of interest.

hq_art_knw_whereget: Do you know places where to get ART?

Information [Type= discrete] [Format=numeric] [Range= 0-98] [Missing=*]

Statistics [NW/ W] [Valid=1853 /-] [Invalid=331 /-]

Value	Label	Cases	Percentage
0	No, I have never had it	0	
1	Yes	1704	92.0%
2	No	97	5.2%
3	Yes, but not sure about the exact age	0	
90	I am not sure	0	
93	Prefer not to answer	5	0.3%
95	Not had sex with this partner in the last 4 weeks	0	
98	Don't know	47	2.5%
Sysmiss		331	

Warning: these figures indicate the number of cases found in the data file. They cannot be interpreted as summary statistics of the population of interest.

hq_pep_heardof: Have you ever heard of drugs that can be taken to prevent HIV infection after po

Information [Type= discrete] [Format=numeric] [Range= 0-98] [Missing=*]

Statistics [NW/ W] [Valid=1853 /-] [Invalid=331 /-]

Value	Label	Cases	Percentage
0	No, I have never had it	0	
1	Yes	341	18.4%
2	No	1508	81.4%
3	Yes, but not sure about the exact age	0	
90	I am not sure	0	
93	Prefer not to answer	4	0.2%
95	Not had sex with this partner in the last 4 weeks	0	
98	Don't know	0	
Sysmiss		331	

Warning: these figures indicate the number of cases found in the data file. They cannot be interpreted as summary statistics of the population of interest.

File : AHRI.DREAMS.NestedCohort.IndivGeneralHealth.2018.v1

hq_pep_knowplaces: Do you know where such services are offered?

Information [Type= discrete] [Format=numeric] [Range= 0-98] [Missing=*]

Statistics [NW/ W] [Valid=341 /-] [Invalid=1843 /-]

Value	Label	Cases	Percentage
0	No, I have never had it	0	
1	Yes	256	75.1%
2	No	85	24.9%
3	Yes, but not sure about the exact age	0	
90	I am not sure	0	
93	Prefer not to answer	0	
95	Not had sex with this partner in the last 4 weeks	0	
98	Don't know	0	
Sysmiss		1843	

Warning: these figures indicate the number of cases found in the data file. They cannot be interpreted as summary statistics of the population of interest.

hq_pep_taken: Have you ever taken PEP?

Information [Type= discrete] [Format=numeric] [Range= 0-98] [Missing=*]

Statistics [NW/ W] [Valid=341 /-] [Invalid=1843 /-]

Value	Label	Cases	Percentage
0	No, I have never had it	0	
1	Yes	8	2.3%
2	No	333	97.7%
3	Yes, but not sure about the exact age	0	
90	I am not sure	0	
93	Prefer not to answer	0	
95	Not had sex with this partner in the last 4 weeks	0	
98	Don't know	0	
Sysmiss		1843	

Warning: these figures indicate the number of cases found in the data file. They cannot be interpreted as summary statistics of the population of interest.

hq_pep_lasttaken: How long ago did you last take PEP?

Information [Type= discrete] [Format=numeric] [Range= 1-8] [Missing=*]

Statistics [NW/ W] [Valid=8 /-] [Invalid=2176 /-]

hq_pep_lasttakenunit: Is value in:

Information [Type= discrete] [Format=numeric] [Range= 1-4] [Missing=*]

Statistics [NW/ W] [Valid=8 /-] [Invalid=2176 /-]

Value	Label	Cases	Percentage
1	Days	0	
2	Weeks	0	
3	Months	1	12.5%
4	Years	7	87.5%
Sysmiss		2176	

Warning: these figures indicate the number of cases found in the data file. They cannot be interpreted as summary statistics of the population of interest.

hq_pep_takenwhy: Why did you take PEP?

Information [Type= discrete] [Format=character] [Missing=*]

File : AHRI.DREAMS.NestedCohort.IndivGeneralHealth.2018.v1

hq_pep_takenwhy: Why did you take PEP?

Statistics [NW/ W] [Valid=8 /-] [Invalid=0 /-]

hq_pep_getwhere: Where did you receive PEP from?

Information [Type= discrete] [Format=numeric] [Range= 1-93] [Missing=*]

Statistics [NW/ W] [Valid=8 /-] [Invalid=2176 /-]

Value	Label	Cases	Percentage
1	Clinic	7	87.5%
2	Mobile clinic	0	
3	Treatment Collection Centre	0	
4	Independent physician	1	12.5%
5	Independent organization	0	
6	Outside the study area / Outside of PIPSA	0	
93	Prefer not to answer	0	
Sysmiss		2176	

Warning: these figures indicate the number of cases found in the data file. They cannot be interpreted as summary statistics of the population of interest.

hq_prep_knowof: Have you ever heard of PrEP? (These are tablets that people who do not have HIV

Information [Type= discrete] [Format=numeric] [Range= 0-98] [Missing=*]

Statistics [NW/ W] [Valid=1853 /-] [Invalid=331 /-]

Value	Label	Cases	Percentage
0	No, I have never had it	0	
1	Yes	157	8.5%
2	No	1689	91.1%
3	Yes, but not sure about the exact age	0	
90	I am not sure	0	
93	Prefer not to answer	7	0.4%
95	Not had sex with this partner in the last 4 weeks	0	
98	Don't know	0	
Sysmiss		331	

Warning: these figures indicate the number of cases found in the data file. They cannot be interpreted as summary statistics of the population of interest.

hq_prep_heardwhere: Where did you hear about PrEP?

Information [Type= discrete] [Format=character] [Missing=*]

Statistics [NW/ W] [Valid=157 /-] [Invalid=0 /-]

hq_prep_offered: Have you ever been offered PrEP?

Information [Type= discrete] [Format=numeric] [Range= 0-98] [Missing=*]

Statistics [NW/ W] [Valid=157 /-] [Invalid=2027 /-]

Value	Label	Cases	Percentage
0	No, I have never had it	0	
1	Yes	4	2.5%
2	No	153	97.5%
3	Yes, but not sure about the exact age	0	
90	I am not sure	0	
93	Prefer not to answer	0	

File : AHRI.DREAMS.NestedCohort.IndivGeneralHealth.2018.v1

hq_prep_offered: Have you ever been offered PrEP?

Value	Label	Cases	Percentage
95	Not had sex with this partner in the last 4 weeks	0	
98	Don't know	0	
Sysmiss		2027	

Warning: these figures indicate the number of cases found in the data file. They cannot be interpreted as summary statistics of the population of interest.

hq_prep_taken12mths: Did you use/ participate in the service in the past 12 months?

Information	[Type= discrete] [Format=numeric] [Range= 0-98] [Missing=*]
Statistics [NW/ W]	[Valid=4 /-] [Invalid=2180 /-]

Value	Label	Cases	Percentage
0	No, I have never had it	0	
1	Yes	2	50.0%
2	No	2	50.0%
3	Yes, but not sure about the exact age	0	
90	I am not sure	0	
93	Prefer not to answer	0	
95	Not had sex with this partner in the last 4 weeks	0	
98	Don't know	0	
Sysmiss		2180	

Warning: these figures indicate the number of cases found in the data file. They cannot be interpreted as summary statistics of the population of interest.

hq_prep_takenfromdreams: When you used the service in the last 12 months, was it a 'DREAMS' program?

Information	[Type= discrete] [Format=numeric] [Range= 0-98] [Missing=*]
Statistics [NW/ W]	[Valid=2 /-] [Invalid=2182 /-]

Value	Label	Cases	Percentage
0	No, I have never had it	0	
1	Yes	1	50.0%
2	No	1	50.0%
3	Yes, but not sure about the exact age	0	
90	I am not sure	0	
93	Prefer not to answer	0	
95	Not had sex with this partner in the last 4 weeks	0	
98	Don't know	0	
Sysmiss		2182	

Warning: these figures indicate the number of cases found in the data file. They cannot be interpreted as summary statistics of the population of interest.

hq_prep_currtaken: Are you currently taking PrEP to prevent HIV?

Information	[Type= discrete] [Format=numeric] [Range= 0-98] [Missing=*]
Statistics [NW/ W]	[Valid=2 /-] [Invalid=2182 /-]

Value	Label	Cases	Percentage
0	No, I have never had it	0	
1	Yes	1	50.0%
2	No	1	50.0%
3	Yes, but not sure about the exact age	0	
90	I am not sure	0	

File : AHRI.DREAMS.NestedCohort.IndivGeneralHealth.2018.v1

hq_prep_currtaken: Are you currently taking PrEP to prevent HIV?

Value	Label	Cases	Percentage
93	Prefer not to answer	0	
95	Not had sex with this partner in the last 4 weeks	0	
98	Don't know	0	
Sysmiss		2182	

Warning: these figures indicate the number of cases found in the data file. They cannot be interpreted as summary statistics of the population of interest.

hq_prep_reasnottaken: Why did you decide not to take PrEP?

Information	[Type= discrete] [Format=numeric] [Range= 1-96] [Missing=*]
Statistics [NW/ W]	[Valid=0 /-] [Invalid=2184 /-]

Value	Label	Cases	Percentage
1	I do not feel that I need it	0	
2	I am worried about its side effects or safety	0	
3	It is inconvenient to go through the process at the	0	
93	Prefer not to answer	0	
96	Other, specify	0	
Sysmiss		2184	

Warning: these figures indicate the number of cases found in the data file. They cannot be interpreted as summary statistics of the population of interest.

hq_prep_reasnototh: Please specify detail on the other reason why you did not take PrEP

Information	[Type= discrete] [Format=character] [Missing=*]
Statistics [NW/ W]	[Valid=0 /-] [Invalid=0 /-]

# hq_prep_getwhere: Where are you receiving PrEP? Please tell us the name of the clinic/organisation			
Information	[Type= discrete] [Format=numeric] [Range= 1-996] [Missing=*]		
Statistics [NW/ W]	[Valid=1 /-] [Invalid=2183 /-]		
Value	Label	Cases	Percentage
1	Esiyembeni	0	<div></div> 100.0%
2	Gunjaneni	0	
3	Kwamsane	0	
4	Machibini	0	
5	Madwaleni	0	
6	Mpukunyoni	0	
7	Mtubatuba	0	
8	Nkundusi	0	
9	Ntondweni	0	
10	Somkhele	0	
11	Another place outside of the surveillance area	0	
12	Doctor	0	
13	Pharmacy	0	
14	Africa Centre / AHRI	0	
15	FHI 360	0	
16	Humana People to People South Africa (HPPSA)	0	
17	Hope International	0	
18	NACOSA	0	
19	EDI	0	
20	Ezibayeni	0	
21	Unyezi	0	
22	Isikondlakondla	0	
23	MatCH	0	
24	FPD	0	
25	AFSA	0	
26	TB/HIV Care Association	1	
27	School/DOE	0	
96	Another place within the surveillance area	0	
996	other organization	0	
Sysmiss		2183	
Warning: these figures indicate the number of cases found in the data file. They cannot be interpreted as summary statistics of the population of interest.			
# hq_prep_getwhereoth_in: Please specify details of the place you receive PrEP			
Information	[Type= discrete] [Format=character] [Missing=*]		
Statistics [NW/ W]	[Valid=0 /-] [Invalid=0 /-]		
# hq_prep_getwhereoth_out: Please specify details of the place you receive PrEP			
Information	[Type= discrete] [Format=character] [Missing=*]		
Statistics [NW/ W]	[Valid=0 /-] [Invalid=0 /-]		
# hq_prep_getwhereoth_org: Please specify details of the other organization			
Information	[Type= discrete] [Format=character] [Missing=*]		
Statistics [NW/ W]	[Valid=0 /-] [Invalid=0 /-]		

# hq_prep_takendaily: Do you take PrEP every day?			
Information	[Type= discrete] [Format=numeric] [Range= 0-98] [Missing=*]		
Statistics [NW/ W]	[Valid=1 /-] [Invalid=2183 /-]		
Value	Label	Cases	Percentage
0	No, I have never had it	0	
1	Yes	1	<div><div></div></div> 100.0%
2	No	0	
3	Yes, but not sure about the exact age	0	
90	I am not sure	0	
93	Prefer not to answer	0	
95	Not had sex with this partner in the last 4 weeks	0	
98	Don't know	0	
Sysmiss		2183	
Warning: these figures indicate the number of cases found in the data file. They cannot be interpreted as summary statistics of the population of interest.			
# hq_prep_taketime: When you take your PrEP do you usually take it at the same time?			
Information	[Type= discrete] [Format=numeric] [Range= 0-98] [Missing=*]		
Statistics [NW/ W]	[Valid=1 /-] [Invalid=2183 /-]		
Value	Label	Cases	Percentage
0	No, I have never had it	0	
1	Yes	0	
2	No	1	<div><div></div></div> 100.0%
3	Yes, but not sure about the exact age	0	
90	I am not sure	0	
93	Prefer not to answer	0	
95	Not had sex with this partner in the last 4 weeks	0	
98	Don't know	0	
Sysmiss		2183	
Warning: these figures indicate the number of cases found in the data file. They cannot be interpreted as summary statistics of the population of interest.			
# hq_prep_takenstrug_2: Are you struggling to take you PrEP drugs as advised by the doctor because (plea			
Information	[Type= discrete] [Format=numeric] [Range= 2-96] [Missing=*]		
Statistics [NW/ W]	[Valid=0 /-] [Invalid=2184 /-]		
Value	Label	Cases	Percentage
2	No, I take my tablets as instructed	0	
3	I forget to take my pills	0	
4	I do not always have food to take with the pills	0	
5	Other people might see me take them	0	
6	I sometimes do not have transport to collect my pills on time	0	
7	I get side effects from the pills	0	
8	I am away from home	0	
93	Prefer not to answer	0	
96	Other, specify	0	
Sysmiss		2184	
Warning: these figures indicate the number of cases found in the data file. They cannot be interpreted as summary statistics of the population of interest.			
# hq_prep_takenstrug_3: Are you struggling to take you PrEP drugs as advised by the doctor because (plea			
Information	[Type= discrete] [Format=numeric] [Range= 2-96] [Missing=*]		

# hq_prep_takenstrug_3: Are you struggling to take you PrEP drugs as advised by the doctor because (plea			
Statistics [NW/ W]		[Valid=1 /-] [Invalid=2183 /-]	
Value	Label	Cases	Percentage
2	No, I take my tablets as instructed	0	<div><div></div></div> 100.0%
3	I forget to take my pills	1	
4	I do not always have food to take with the pills	0	
5	Other people might see me take them	0	
6	I sometimes do not have transport to collect my pills on time	0	
7	I get side effects from the pills	0	
8	I am away from home	0	
93	Prefer not to answer	0	
96	Other, specify	0	
Sysmiss		2183	
Warning: these figures indicate the number of cases found in the data file. They cannot be interpreted as summary statistics of the population of interest.			
# hq_prep_takenstrug_4: Are you struggling to take you PrEP drugs as advised by the doctor because (plea			
Information		[Type= discrete] [Format=numeric] [Range= 2-96] [Missing=*]	
Statistics [NW/ W]		[Valid=0 /-] [Invalid=2184 /-]	
Value	Label	Cases	Percentage
2	No, I take my tablets as instructed	0	
3	I forget to take my pills	0	
4	I do not always have food to take with the pills	0	
5	Other people might see me take them	0	
6	I sometimes do not have transport to collect my pills on time	0	
7	I get side effects from the pills	0	
8	I am away from home	0	
93	Prefer not to answer	0	
96	Other, specify	0	
Sysmiss		2184	
Warning: these figures indicate the number of cases found in the data file. They cannot be interpreted as summary statistics of the population of interest.			
# hq_prep_takenstrug_5: Are you struggling to take you PrEP drugs as advised by the doctor because (plea			
Information		[Type= discrete] [Format=numeric] [Range= 2-96] [Missing=*]	
Statistics [NW/ W]		[Valid=0 /-] [Invalid=2184 /-]	
Value	Label	Cases	Percentage
2	No, I take my tablets as instructed	0	
3	I forget to take my pills	0	
4	I do not always have food to take with the pills	0	
5	Other people might see me take them	0	
6	I sometimes do not have transport to collect my pills on time	0	
7	I get side effects from the pills	0	
8	I am away from home	0	
93	Prefer not to answer	0	
96	Other, specify	0	
Sysmiss		2184	
Warning: these figures indicate the number of cases found in the data file. They cannot be interpreted as summary statistics of the population of interest.			

# hq_prep_takenstrug_6: Are you struggling to take you PrEP drugs as advised by the doctor because (plea			
Information	[Type= discrete] [Format=numeric] [Range= 2-96] [Missing=*]		
Statistics [NW/ W]	[Valid=1 -/] [Invalid=2183 -/]		
Value	Label	Cases	Percentage
2	No, I take my tablets as instructed	0	
3	I forget to take my pills	0	
4	I do not always have food to take with the pills	0	
5	Other people might see me take them	0	
6	I sometimes do not have transport to collect my pills on time	1	100.0%
7	I get side effects from the pills	0	
8	I am away from home	0	
93	Prefer not to answer	0	
96	Other, specify	0	
Sysmiss		2183	
Warning: these figures indicate the number of cases found in the data file. They cannot be interpreted as summary statistics of the population of interest.			
# hq_prep_takenstrug_7: Are you struggling to take you PrEP drugs as advised by the doctor because (plea			
Information	[Type= discrete] [Format=numeric] [Range= 2-96] [Missing=*]		
Statistics [NW/ W]	[Valid=0 -/] [Invalid=2184 -/]		
Value	Label	Cases	Percentage
2	No, I take my tablets as instructed	0	
3	I forget to take my pills	0	
4	I do not always have food to take with the pills	0	
5	Other people might see me take them	0	
6	I sometimes do not have transport to collect my pills on time	0	
7	I get side effects from the pills	0	
8	I am away from home	0	
93	Prefer not to answer	0	
96	Other, specify	0	
Sysmiss		2184	
Warning: these figures indicate the number of cases found in the data file. They cannot be interpreted as summary statistics of the population of interest.			
# hq_prep_takenstrug_8: Are you struggling to take you PrEP drugs as advised by the doctor because (plea			
Information	[Type= discrete] [Format=numeric] [Range= 2-96] [Missing=*]		
Statistics [NW/ W]	[Valid=0 -/] [Invalid=2184 -/]		
Value	Label	Cases	Percentage
2	No, I take my tablets as instructed	0	
3	I forget to take my pills	0	
4	I do not always have food to take with the pills	0	
5	Other people might see me take them	0	
6	I sometimes do not have transport to collect my pills on time	0	
7	I get side effects from the pills	0	
8	I am away from home	0	
93	Prefer not to answer	0	
96	Other, specify	0	
Sysmiss		2184	
Warning: these figures indicate the number of cases found in the data file. They cannot be interpreted as summary statistics of the population of interest.			

# hq_prep_takenstrug_96: Are you struggling to take you PrEP drugs as advised by the doctor because (plea			
Information		[Type= discrete] [Format=numeric] [Range= 2-96] [Missing=*]	
Statistics [NW/ W]		[Valid=0 /-] [Invalid=2184 /-]	
Value	Label	Cases	Percentage
2	No, I take my tablets as instructed	0	
3	I forget to take my pills	0	
4	I do not always have food to take with the pills	0	
5	Other people might see me take them	0	
6	I sometimes do not have transport to collect my pills on time	0	
7	I get side effects from the pills	0	
8	I am away from home	0	
93	Prefer not to answer	0	
96	Other, specify	0	
Sysmiss		2184	
Warning: these figures indicate the number of cases found in the data file. They cannot be interpreted as summary statistics of the population of interest.			
# hq_prep_takenstrug_93: Are you struggling to take you PrEP drugs as advised by the doctor because (plea			
Information		[Type= discrete] [Format=numeric] [Range= 2-96] [Missing=*]	
Statistics [NW/ W]		[Valid=0 /-] [Invalid=2184 /-]	
Value	Label	Cases	Percentage
2	No, I take my tablets as instructed	0	
3	I forget to take my pills	0	
4	I do not always have food to take with the pills	0	
5	Other people might see me take them	0	
6	I sometimes do not have transport to collect my pills on time	0	
7	I get side effects from the pills	0	
8	I am away from home	0	
93	Prefer not to answer	0	
96	Other, specify	0	
Sysmiss		2184	
Warning: these figures indicate the number of cases found in the data file. They cannot be interpreted as summary statistics of the population of interest.			
# hq_prep_takenstrugpoth: Please specify other reason for not taking your PrEP as described:			
Information		[Type= discrete] [Format=character] [Missing=*]	
Statistics [NW/ W]		[Valid=0 /-] [Invalid=0 /-]	
# hq_prep_takensupp: Have you been supported by [name of intervention/NGO etc] to take your PrEP dru			
Information		[Type= discrete] [Format=numeric] [Range= 0-98] [Missing=*]	
Statistics [NW/ W]		[Valid=1 /-] [Invalid=2183 /-]	
Value	Label	Cases	Percentage
0	No, I have never had it	0	<div><div></div></div> 100.0%
1	Yes	1	
2	No	0	
3	Yes, but not sure about the exact age	0	
90	I am not sure	0	
93	Prefer not to answer	0	
95	Not had sex with this partner in the last 4 weeks	0	
98	Don't know	0	

# hq_prep_takessupp: Have you been supported by [name of intervention/NGO etc] to take your PrEP dru			
Value	Label	Cases	Percentage
Sysmiss		2183	
Warning: these figures indicate the number of cases found in the data file. They cannot be interpreted as summary statistics of the population of interest.			
# hq_prep_freq_med_take: In general, are you the type of person who would rather:			
Information	[Type= discrete] [Format=numeric] [Range= 1-3] [Missing=*]		
Statistics [NW/ W]	[Valid=1853 /-] [Invalid=331 /-]		
Value	Label	Cases	Percentage
1	Take a pill every single day at home	486	<div></div> 26.2%
2	Take a pill 2-3 times per week at home	206	<div></div> 11.1%
3	Receive an injection every 2 months at a clinic	1161	<div></div> 62.7%
Sysmiss		331	
Warning: these figures indicate the number of cases found in the data file. They cannot be interpreted as summary statistics of the population of interest.			
# hq_imprt_feats_1: Which features of an injectable medicine to prevent HIV are important to you			
Information	[Type= discrete] [Format=numeric] [Range= 1-3] [Missing=*]		
Statistics [NW/ W]	[Valid=1853 /-] [Invalid=331 /-]		
Value	Label	Cases	Percentage
1	Not important	72	<div></div> 3.9%
2	A little important	88	<div></div> 4.7%
3	Very important	1693	<div></div> 91.4%
Sysmiss		331	
Warning: these figures indicate the number of cases found in the data file. They cannot be interpreted as summary statistics of the population of interest.			
# hq_imprt_feats_2: Which features of an injectable medicine to prevent HIV are important to you			
Information	[Type= discrete] [Format=numeric] [Range= 1-3] [Missing=*]		
Statistics [NW/ W]	[Valid=1853 /-] [Invalid=331 /-]		
Value	Label	Cases	Percentage
1	Not important	257	<div></div> 13.9%
2	A little important	268	<div></div> 14.5%
3	Very important	1328	<div></div> 71.7%
Sysmiss		331	
Warning: these figures indicate the number of cases found in the data file. They cannot be interpreted as summary statistics of the population of interest.			
# hq_imprt_feats_3: Which features of an injectable medicine to prevent HIV are important to you			
Information	[Type= discrete] [Format=numeric] [Range= 1-3] [Missing=*]		
Statistics [NW/ W]	[Valid=1853 /-] [Invalid=331 /-]		
Value	Label	Cases	Percentage
1	Not important	149	<div></div> 8.0%
2	A little important	176	<div></div> 9.5%
3	Very important	1528	<div></div> 82.5%
Sysmiss		331	
Warning: these figures indicate the number of cases found in the data file. They cannot be interpreted as summary statistics of the population of interest.			
# hq_imprt_feats_4: Which features of an injectable medicine to prevent HIV are important to you			
Information	[Type= discrete] [Format=numeric] [Range= 1-3] [Missing=*]		
Statistics [NW/ W]	[Valid=1853 /-] [Invalid=331 /-]		

# hq_imprt_feats_4: Which features of an injectable medicine to prevent HIV are important to you			
Value	Label	Cases	Percentage
1	Not important	176	<div><div></div></div> 9.5%
2	A little important	210	<div><div></div></div> 11.3%
3	Very important	1467	<div><div></div></div> 79.2%
Sysmiss		331	
Warning: these figures indicate the number of cases found in the data file. They cannot be interpreted as summary statistics of the population of interest.			
# hq_imprt_feats_5: Which features of an injectable medicine to prevent HIV are important to you			
Information	[Type= discrete] [Format=numeric] [Range= 1-3] [Missing=*]		
Statistics [NW/ W]	[Valid=1853 /-] [Invalid=331 /-]		
Value	Label	Cases	Percentage
1	Not important	145	<div><div></div></div> 7.8%
2	A little important	149	<div><div></div></div> 8.0%
3	Very important	1559	<div><div></div></div> 84.1%
Sysmiss		331	
Warning: these figures indicate the number of cases found in the data file. They cannot be interpreted as summary statistics of the population of interest.			
# hq_imprt_feats_6: Which features of an injectable medicine to prevent HIV are important to you			
Information	[Type= discrete] [Format=numeric] [Range= 1-3] [Missing=*]		
Statistics [NW/ W]	[Valid=1853 /-] [Invalid=331 /-]		
Value	Label	Cases	Percentage
1	Not important	528	<div><div></div></div> 28.5%
2	A little important	329	<div><div></div></div> 17.8%
3	Very important	996	<div><div></div></div> 53.8%
Sysmiss		331	
Warning: these figures indicate the number of cases found in the data file. They cannot be interpreted as summary statistics of the population of interest.			
# hq_imprt_feats_7: Which features of an injectable medicine to prevent HIV are important to you			
Information	[Type= discrete] [Format=numeric] [Range= 1-3] [Missing=*]		
Statistics [NW/ W]	[Valid=1853 /-] [Invalid=331 /-]		
Value	Label	Cases	Percentage
1	Not important	142	<div><div></div></div> 7.7%
2	A little important	120	<div><div></div></div> 6.5%
3	Very important	1591	<div><div></div></div> 85.9%
Sysmiss		331	
Warning: these figures indicate the number of cases found in the data file. They cannot be interpreted as summary statistics of the population of interest.			
# hq_imprt_feats_8: Which features of an injectable medicine to prevent HIV are important to you			
Information	[Type= discrete] [Format=numeric] [Range= 1-3] [Missing=*]		
Statistics [NW/ W]	[Valid=1853 /-] [Invalid=331 /-]		
Value	Label	Cases	Percentage
1	Not important	867	<div><div></div></div> 46.8%
2	A little important	329	<div><div></div></div> 17.8%
3	Very important	657	<div><div></div></div> 35.5%
Sysmiss		331	
Warning: these figures indicate the number of cases found in the data file. They cannot be interpreted as summary statistics of the population of interest.			

# hq_everSmoke: In your whole life up to now, have you ever smoked a cigarette?			
Information		[Type= discrete] [Format=numeric] [Range= 0-98] [Missing=*]	
Statistics [NW/ W]		[Valid=1872 /-] [Invalid=312 /-]	
Value	Label	Cases	Percentage
0	No, I have never had it	0	
1	Yes	95	<div><div></div></div> 5.1%
2	No	1774	<div><div></div></div> 94.8%
3	Yes, but not sure about the exact age	0	
90	I am not sure	0	
93	Prefer not to answer	3	<div><div></div></div> 0.2%
95	Not had sex with this partner in the last 4 weeks	0	
98	Don't know	0	
Sysmiss		312	
Warning: these figures indicate the number of cases found in the data file. They cannot be interpreted as summary statistics of the population of interest.			
# hq_frstsmoke_age: How old were you when you smoked your first cigarette? If you can't remember, pl			
Information		[Type= discrete] [Format=numeric] [Range= 12-22] [Missing=*]	
Statistics [NW/ W]		[Valid=95 /-] [Invalid=2089 /-]	
# hq_dayssmoked_mths: How many days have you smoked at least one cigarette in the past month? [number			
Information		[Type= continuous] [Format=numeric] [Range= 0-31] [Missing=*]	
Statistics [NW/ W]		[Valid=77 /-] [Invalid=2107 /-] [Mean=1.922 /-] [StdDev=5.546 /-]	
# hq_smokless_tabac: Have you used smokeless tobacco products such as snuff or chewing tobacco in the			
Information		[Type= discrete] [Format=numeric] [Range= 0-98] [Missing=*]	
Statistics [NW/ W]		[Valid=77 /-] [Invalid=2107 /-]	
Value	Label	Cases	Percentage
0	No, I have never had it	0	
1	Yes	5	<div><div></div></div> 6.5%
2	No	72	<div><div></div></div> 93.5%
3	Yes, but not sure about the exact age	0	
90	I am not sure	0	
93	Prefer not to answer	0	
95	Not had sex with this partner in the last 4 weeks	0	
98	Don't know	0	
Sysmiss		2107	
Warning: these figures indicate the number of cases found in the data file. They cannot be interpreted as summary statistics of the population of interest.			
# hq_everdrink: In your whole life up to now, have you ever drunk one "drink" of alcohol (e.g. a			
Information		[Type= discrete] [Format=numeric] [Range= 0-98] [Missing=*]	
Statistics [NW/ W]		[Valid=1956 /-] [Invalid=228 /-]	
Value	Label	Cases	Percentage
0	No, I have never had it	0	
1	Yes	798	<div><div></div></div> 40.8%
2	No	1151	<div><div></div></div> 58.8%
3	Yes, but not sure about the exact age	0	
90	I am not sure	0	
93	Prefer not to answer	7	<div><div></div></div> 0.4%

# hq_everdrink: In your whole life up to now, have you ever drunk one "drink" of alcohol (e.g. a				
Value		Label	Cases	Percentage
95		Not had sex with this partner in the last 4 weeks	0	
98		Don't know	0	
Sysmiss			228	
Warning: these figures indicate the number of cases found in the data file. They cannot be interpreted as summary statistics of the population of interest.				
# hq_frstdrink_age: How old were you when you drank your first drink? If you can't remember, please				
Information		[Type= continuous] [Format=numeric] [Range= 8-181] [Missing=*]		
Statistics [NW/ W]		[Valid=798 /-] [Invalid=1386 /-] [Mean=16.247 /-] [StdDev=6.271 /-]		
# hq_daysdrunk_mths: How many days have you drunk at least one drink in the past month? [number of da				
Information		[Type= continuous] [Format=numeric] [Range= 0-31] [Missing=*]		
Statistics [NW/ W]		[Valid=697 /-] [Invalid=1487 /-] [Mean=0.654 /-] [StdDev=1.914 /-]		
# hq_more5drinks_day: How many days have you drunk 5 or more drinks (in succession) on one or more day				
Information		[Type= discrete] [Format=numeric] [Range= 0-12] [Missing=*]		
Statistics [NW/ W]		[Valid=697 /-] [Invalid=1487 /-]		
# hq_everuse_cannab: In your whole life up to now, have you ever used cannabis (dagga)?				
Information		[Type= discrete] [Format=numeric] [Range= 0-98] [Missing=*]		
Statistics [NW/ W]		[Valid=1866 /-] [Invalid=318 /-]		
Value	Label	Cases	Percentage	
0	No, I have never had it	0		
1	Yes	65	<div><div></div></div> 3.5%	
2	No	1799	<div><div></div></div> 96.4%	
3	Yes, but not sure about the exact age	0		
90	I am not sure	0		
93	Prefer not to answer	2	<div><div></div></div> 0.1%	
95	Not had sex with this partner in the last 4 weeks	0		
98	Don't know	0		
Sysmiss		318		
Warning: these figures indicate the number of cases found in the data file. They cannot be interpreted as summary statistics of the population of interest.				
# hq_frstcannab_age: How old were you when you used cannabis (dagga)? If you can't remember, please g				
Information		[Type= discrete] [Format=numeric] [Range= 12-22] [Missing=*]		
Statistics [NW/ W]		[Valid=65 /-] [Invalid=2119 /-]		
# hq_dayscannab_mths: How many days have you used cannabis in the past month? [number of days]				
Information		[Type= continuous] [Format=numeric] [Range= 0-30] [Missing=*]		
Statistics [NW/ W]		[Valid=53 /-] [Invalid=2131 /-] [Mean=1.642 /-] [StdDev=4.616 /-]		
# hq_usedoth_drugs_2: Have you ever used other drugs such as (Tick all that apply)				
Information		[Type= discrete] [Format=numeric] [Range= 2-96] [Missing=*]		
Statistics [NW/ W]		[Valid=1838 /-] [Invalid=346 /-]		
Value	Label	Cases	Percentage	
2	No	1838	<div><div></div></div> 100.0%	
3	Inhalants like glue, paint thinners, benzine or petrol	0		
4	Methaqualone (Mandrax)	0		
5	Cocaine	0		

# hq_usedoth_drugs_2: Have you ever used other drugs such as (Tick all that apply)			
Value	Label	Cases	Percentage
6	Heroin	0	
7	Club drugs, Specify	0	
8	Over-the counter drugs, Specify	0	
9	Prescription drugs, Specify	0	
93	Prefer not to answer	0	
96	Other, Specify	0	
Sysmiss		346	
<i>Warning: these figures indicate the number of cases found in the data file. They cannot be interpreted as summary statistics of the population of interest.</i>			
# hq_usedoth_drugs_3: Have you ever used other drugs such as (Tick all that apply)			
Information	[Type= discrete] [Format=numeric] [Range= 2-96] [Missing=*]		
Statistics [NW/ W]	[Valid=9 /-] [Invalid=2175 /-]		
Value	Label	Cases	Percentage
2	No	0	
3	Inhalants like glue, paint thinners, benzine or petrol	9	100.0%
4	Methaqualone (Mandrax)	0	
5	Cocaine	0	
6	Heroin	0	
7	Club drugs, Specify	0	
8	Over-the counter drugs, Specify	0	
9	Prescription drugs, Specify	0	
93	Prefer not to answer	0	
96	Other, Specify	0	
Sysmiss		2175	
<i>Warning: these figures indicate the number of cases found in the data file. They cannot be interpreted as summary statistics of the population of interest.</i>			
# hq_usedoth_drugs_5: Have you ever used other drugs such as (Tick all that apply)			
Information	[Type= discrete] [Format=numeric] [Range= 2-96] [Missing=*]		
Statistics [NW/ W]	[Valid=1 /-] [Invalid=2183 /-]		
Value	Label	Cases	Percentage
2	No	0	
3	Inhalants like glue, paint thinners, benzine or petrol	0	
4	Methaqualone (Mandrax)	0	
5	Cocaine	1	100.0%
6	Heroin	0	
7	Club drugs, Specify	0	
8	Over-the counter drugs, Specify	0	
9	Prescription drugs, Specify	0	
93	Prefer not to answer	0	
96	Other, Specify	0	
Sysmiss		2183	
<i>Warning: these figures indicate the number of cases found in the data file. They cannot be interpreted as summary statistics of the population of interest.</i>			
# hq_usedoth_drugs_6: Have you ever used other drugs such as (Tick all that apply)			
Information	[Type= discrete] [Format=numeric] [Range= 2-96] [Missing=*]		
Statistics [NW/ W]	[Valid=1 /-] [Invalid=2183 /-]		

hq_usedoth_drugs_6: Have you ever used other drugs such as (Tick all that apply)

Value	Label	Cases	Percentage
2	No	0	
3	Inhalants like glue, paint thinners, benzine or petrol	0	
4	Methaqualone (Mandrax)	0	
5	Cocaine	0	
6	Heroin	1	<div><div></div></div> 100.0%
7	Club drugs, Specify	0	
8	Over-the counter drugs, Specify	0	
9	Prescription drugs, Specify	0	
93	Prefer not to answer	0	
96	Other, Specify	0	
Sysmiss		2183	

Warning: these figures indicate the number of cases found in the data file. They cannot be interpreted as summary statistics of the population of interest.

hq_usedoth_drugs_7: Have you ever used other drugs such as (Tick all that apply)

Information	[Type= discrete] [Format=numeric] [Range= 2-96] [Missing=*]
Statistics [NW/ W]	[Valid=2 /-] [Invalid=2182 /-]

Value	Label	Cases	Percentage
2	No	0	
3	Inhalants like glue, paint thinners, benzine or petrol	0	
4	Methaqualone (Mandrax)	0	
5	Cocaine	0	
6	Heroin	0	
7	Club drugs, Specify	2	<div><div></div></div> 100.0%
8	Over-the counter drugs, Specify	0	
9	Prescription drugs, Specify	0	
93	Prefer not to answer	0	
96	Other, Specify	0	
Sysmiss		2182	

Warning: these figures indicate the number of cases found in the data file. They cannot be interpreted as summary statistics of the population of interest.

hq_usedoth_drugs_93: Have you ever used other drugs such as (Tick all that apply)

Information	[Type= discrete] [Format=numeric] [Range= 2-96] [Missing=*]
Statistics [NW/ W]	[Valid=3 /-] [Invalid=2181 /-]

Value	Label	Cases	Percentage
2	No	0	
3	Inhalants like glue, paint thinners, benzine or petrol	0	
4	Methaqualone (Mandrax)	0	
5	Cocaine	0	
6	Heroin	0	
7	Club drugs, Specify	0	
8	Over-the counter drugs, Specify	0	
9	Prescription drugs, Specify	0	
93	Prefer not to answer	3	<div><div></div></div> 100.0%
96	Other, Specify	0	
Sysmiss		2181	

Warning: these figures indicate the number of cases found in the data file. They cannot be interpreted as summary statistics of the population of interest.

# hq_usedoth_drugs_96: Have you ever used other drugs such as (Tick all that apply)			
Information		[Type= discrete] [Format=numeric] [Range= 2-96] [Missing=*]	
Statistics [NW/ W]		[Valid=2 /-] [Invalid=2182 /-]	
Value	Label	Cases	Percentage
2	No	0	
3	Inhalants like glue, paint thinners, benzine or petrol	0	
4	Methaqualone (Mandrax)	0	
5	Cocaine	0	
6	Heroin	0	
7	Club drugs, Specify	0	
8	Over-the counter drugs, Specify	0	
9	Prescription drugs, Specify	0	
93	Prefer not to answer	0	
96	Other, Specify	2	<div></div> 100.0%
Sysmiss		2182	
<i>Warning: these figures indicate the number of cases found in the data file. They cannot be interpreted as summary statistics of the population of interest.</i>			
# hq_othdrug_oth: Please specify more details on the kind of other drugs you have used?			
Information		[Type= discrete] [Format=character] [Missing=*]	
Statistics [NW/ W]		[Valid=2 /-] [Invalid=0 /-]	
Value	Label	Cases	Percentage
Snemf		1	<div></div> 50.0%
Uqho		1	<div></div> 50.0%
<i>Warning: these figures indicate the number of cases found in the data file. They cannot be interpreted as summary statistics of the population of interest.</i>			

File : AHRI.DREAMS.NestedCohort.IndividualConsent_Age13-17.2018.v1

project_id: REDCap Project Identifier

Information [Type= discrete] [Format=numeric] [Range= 319-319] [Missing=*]

Statistics [NW/ W] [Valid=2184 /-] [Invalid=0 /-]

Value	Label	Cases	Percentage
319		2184	100.0%

Warning: these figures indicate the number of cases found in the data file. They cannot be interpreted as summary statistics of the population of interest.

event_id: REDCap Event Identifier

Information [Type= discrete] [Format=numeric] [Range= 939-939] [Missing=*]

Statistics [NW/ W] [Valid=2184 /-] [Invalid=0 /-]

Value	Label	Cases	Percentage
939		2184	100.0%

Warning: these figures indicate the number of cases found in the data file. They cannot be interpreted as summary statistics of the population of interest.

cohort: Cohort Description

Information [Type= discrete] [Format=character] [Missing=*]

Statistics [NW/ W] [Valid=2184 /-] [Invalid=0 /-]

Value	Label	Cases	Percentage
Nested Cohort		2184	100.0%

Warning: these figures indicate the number of cases found in the data file. They cannot be interpreted as summary statistics of the population of interest.

round: Round Description

Information [Type= discrete] [Format=character] [Missing=*]

Statistics [NW/ W] [Valid=2184 /-] [Invalid=0 /-]

Value	Label	Cases	Percentage
Follow Up 1 - 2018		2184	100.0%

Warning: these figures indicate the number of cases found in the data file. They cannot be interpreted as summary statistics of the population of interest.

IIntId: Individual ID

Information [Type= continuous] [Format=numeric] [Range= 48-213726] [Missing=*]

Statistics [NW/ W] [Valid=2184 /-] [Invalid=0 /-] [Mean=96769.021 /-] [StdDev=45132.469 /-]

ic_indiv_age_verify1: Was the participant's age verified

Information [Type= discrete] [Format=numeric] [Range= 0-98] [Missing=*]

Statistics [NW/ W] [Valid=939 /-] [Invalid=1245 /-]

Value	Label	Cases	Percentage
0	No, I have never had it	0	
1	Yes	930	99.0%
2	No	9	1.0%
3	Yes, but not sure about the exact age	0	
90	I am not sure	0	
93	Prefer not to answer	0	
95	Not had sex with this partner in the last 4 weeks	0	
98	Don't know	0	
Sysmiss		1245	

Warning: these figures indicate the number of cases found in the data file. They cannot be interpreted as summary statistics of the population of interest.

File : AHRI.DREAMS.NestedCohort.IndividualConsent_Age13-17.2018.v1

ic_indiv_verified_how1: By which method was the participant's age verified

Information [Type= discrete] [Format=numeric] [Range= 1-96] [Missing=*]

Statistics [NW/ W] [Valid=929 /-] [Invalid=1255 /-]

Value	Label	Cases	Percentage
1	Birth Certificate	879	94.6%
2	ID	30	3.2%
96	Other, specify	20	2.2%
Sysmiss		1255	

Warning: these figures indicate the number of cases found in the data file. They cannot be interpreted as summary statistics of the population of interest.

ic_indiv_verified_how_oth1: By which method was the participant's age verified

Information [Type= discrete] [Format=character] [Missing=*]

Statistics [NW/ W] [Valid=21 /-] [Invalid=0 /-]

ic_indiv_who_consent1: Who has given permission on behalf of the participant to participate in this stu

Information [Type= discrete] [Format=numeric] [Range= 1-96] [Missing=*]

Statistics [NW/ W] [Valid=926 /-] [Invalid=1258 /-]

Value	Label	Cases	Percentage
1	Parent	601	64.9%
2	Legal Guardian	234	25.3%
3	Care Provided	85	9.2%
96	Other, specify	6	0.6%
Sysmiss		1258	

Warning: these figures indicate the number of cases found in the data file. They cannot be interpreted as summary statistics of the population of interest.

ic_indiv_who_consent_oth1: Please specify in detail the person's personal information

Information [Type= discrete] [Format=character] [Missing=*]

Statistics [NW/ W] [Valid=6 /-] [Invalid=0 /-]

Value	Label	Cases	Percentage
Cousin		1	16.7%
Sister		4	66.7%
Told by parent		1	16.7%

Warning: these figures indicate the number of cases found in the data file. They cannot be interpreted as summary statistics of the population of interest.

ic_indiv_staffname01: Staff Member's Name

Information [Type= discrete] [Format=character] [Missing=*]

Statistics [NW/ W] [Valid=943 /-] [Invalid=0 /-]

ic_indiv_enough_info1: Did you get enough information about this study?

Information [Type= discrete] [Format=numeric] [Range= 0-98] [Missing=*]

Statistics [NW/ W] [Valid=945 /-] [Invalid=1239 /-]

Value	Label	Cases	Percentage
0	No, I have never had it	0	
1	Yes	945	100.0%
2	No	0	
3	Yes, but not sure about the exact age	0	
90	I am not sure	0	

File : AHRI.DREAMS.NestedCohort.IndividualConsent_Age13-17.2018.v1

ic_indiv_enough_info1: Did you get enough information about this study?

Value	Label	Cases	Percentage
93	Prefer not to answer	0	
95	Not had sex with this partner in the last 4 weeks	0	
98	Don't know	0	
Sysmiss		1239	

Warning: these figures indicate the number of cases found in the data file. They cannot be interpreted as summary statistics of the population of interest.

ic_indiv_ask_questions1: Have you been given the opportunity to ask questions about research and your que

Information	[Type= discrete] [Format=numeric] [Range= 0-98] [Missing=*]
Statistics [NW/ W]	[Valid=946 /-] [Invalid=1238 /-]

Value	Label	Cases	Percentage
0	No, I have never had it	0	
1	Yes	946	100.0%
2	No	0	
3	Yes, but not sure about the exact age	0	
90	I am not sure	0	
93	Prefer not to answer	0	
95	Not had sex with this partner in the last 4 weeks	0	
98	Don't know	0	
Sysmiss		1238	

Warning: these figures indicate the number of cases found in the data file. They cannot be interpreted as summary statistics of the population of interest.

ic_indiv_consent_dreams: Do you agree to participante in this study?

Information	[Type= discrete] [Format=numeric] [Range= 0-98] [Missing=*]
Statistics [NW/ W]	[Valid=946 /-] [Invalid=1238 /-]

Value	Label	Cases	Percentage
0	No, I have never had it	0	
1	Yes	946	100.0%
2	No	0	
3	Yes, but not sure about the exact age	0	
90	I am not sure	0	
93	Prefer not to answer	0	
95	Not had sex with this partner in the last 4 weeks	0	
98	Don't know	0	
Sysmiss		1238	

Warning: these figures indicate the number of cases found in the data file. They cannot be interpreted as summary statistics of the population of interest.

ic_indiv_consent_hsv_1: Do you agree to have a your DBS used for HSV

Information	[Type= discrete] [Format=numeric] [Range= 0-98] [Missing=*]
Statistics [NW/ W]	[Valid=911 /-] [Invalid=1273 /-]

Value	Label	Cases	Percentage
0	No, I have never had it	0	
1	Yes	901	98.9%
2	No	10	1.1%
3	Yes, but not sure about the exact age	0	

File : AHRI.DREAMS.NestedCohort.IndividualConsent_Age13-17.2018.v1

ic_indiv_consent_hsv_1: Do you agree to have a your DBS used for HSV

Value	Label	Cases	Percentage
90	I am not sure	0	
93	Prefer not to answer	0	
95	Not had sex with this partner in the last 4 weeks	0	
98	Don't know	0	
Sysmiss		1273	

Warning: these figures indicate the number of cases found in the data file. They cannot be interpreted as summary statistics of the population of interest.

ic_indiv_consent_hiv_1: Do you agree to having a dry blood spot taken for anonymous HIV testing?

Information	[Type= discrete] [Format=numeric] [Range= 0-98] [Missing=*]
Statistics [NW/ W]	[Valid=914 /-] [Invalid=1270 /-]

Value	Label	Cases	Percentage
0	No, I have never had it	0	
1	Yes	897	98.1%
2	No	17	1.9%
3	Yes, but not sure about the exact age	0	
90	I am not sure	0	
93	Prefer not to answer	0	
95	Not had sex with this partner in the last 4 weeks	0	
98	Don't know	0	
Sysmiss		1270	

Warning: these figures indicate the number of cases found in the data file. They cannot be interpreted as summary statistics of the population of interest.

ic_indv_dbs_for_pip1: Have youever donated blood on this year for a home

Information	[Type= discrete] [Format=numeric] [Range= 0-98] [Missing=*]
Statistics [NW/ W]	[Valid=18 /-] [Invalid=2166 /-]

Value	Label	Cases	Percentage
0	No, I have never had it	0	
1	Yes	16	88.9%
2	No	2	11.1%
3	Yes, but not sure about the exact age	0	
90	I am not sure	0	
93	Prefer not to answer	0	
95	Not had sex with this partner in the last 4 weeks	0	
98	Don't know	0	
Sysmiss		2166	

Warning: these figures indicate the number of cases found in the data file. They cannot be interpreted as summary statistics of the population of interest.

ic_indv_use_pip_hsv_1: Do you agree to having a dry blood spot taken for anonymous HSV2 testing?

Information	[Type= discrete] [Format=numeric] [Range= 0-98] [Missing=*]
Statistics [NW/ W]	[Valid=6 /-] [Invalid=2178 /-]

Value	Label	Cases	Percentage
0	No, I have never had it	0	
1	Yes	6	100.0%
2	No	0	

File : AHRI.DREAMS.NestedCohort.IndividualConsent_Age13-17.2018.v1

ic_indv_use_pip_hsv_1: Do you agree to having a dry blood spot taken for anonymous HSV2 testing?

Value	Label	Cases	Percentage
3	Yes, but not sure about the exact age	0	
90	I am not sure	0	
93	Prefer not to answer	0	
95	Not had sex with this partner in the last 4 weeks	0	
98	Don't know	0	
Sysmiss		2178	

Warning: these figures indicate the number of cases found in the data file. They cannot be interpreted as summary statistics of the population of interest.

ic_indv_use_pip_hiv_1: Do you agree to having a dry blood spot taken for anonymous HIV testing?

Information	[Type= discrete] [Format=numeric] [Range= 0-98] [Missing=*]
Statistics [NW/ W]	[Valid=7 /-] [Invalid=2177 /-]

Value	Label	Cases	Percentage
0	No, I have never had it	0	
1	Yes	7	100.0%
2	No	0	
3	Yes, but not sure about the exact age	0	
90	I am not sure	0	
93	Prefer not to answer	0	
95	Not had sex with this partner in the last 4 weeks	0	
98	Don't know	0	
Sysmiss		2177	

Warning: these figures indicate the number of cases found in the data file. They cannot be interpreted as summary statistics of the population of interest.

ic_indiv_consent_specstor1: Do you agree that your sample is stored?

Information	[Type= discrete] [Format=numeric] [Range= 0-98] [Missing=*]
Statistics [NW/ W]	[Valid=901 /-] [Invalid=1283 /-]

Value	Label	Cases	Percentage
0	No, I have never had it	0	
1	Yes	900	99.9%
2	No	1	0.1%
3	Yes, but not sure about the exact age	0	
90	I am not sure	0	
93	Prefer not to answer	0	
95	Not had sex with this partner in the last 4 weeks	0	
98	Don't know	0	
Sysmiss		1283	

Warning: these figures indicate the number of cases found in the data file. They cannot be interpreted as summary statistics of the population of interest.

ic_indiv_consent_fut_test1: Do you agree that the blood samples of you will be tested in the future, (like o

Information	[Type= discrete] [Format=numeric] [Range= 0-98] [Missing=*]
Statistics [NW/ W]	[Valid=934 /-] [Invalid=1250 /-]

Value	Label	Cases	Percentage
0	No, I have never had it	0	
1	Yes	932	99.8%

File : AHRI.DREAMS.NestedCohort.IndividualConsent_Age13-17.2018.v1

ic_indiv_consent_fut_test1: Do you agree that the blood samples of you will be tested in the future, (like o

Value	Label	Cases	Percentage
2	No	2	0.2%
3	Yes, but not sure about the exact age	0	
90	I am not sure	0	
93	Prefer not to answer	0	
95	Not had sex with this partner in the last 4 weeks	0	
98	Don't know	0	
Sysmiss		1250	

Warning: these figures indicate the number of cases found in the data file. They cannot be interpreted as summary statistics of the population of interest.

ic_indiv_agree_contact1: Do you agree that you are willing to be contacted by phone to schedule time for

Information	[Type= discrete] [Format=numeric] [Range= 0-98] [Missing=*]
Statistics [NW/ W]	[Valid=925 /-] [Invalid=1259 /-]

Value	Label	Cases	Percentage
0	No, I have never had it	0	
1	Yes	923	99.8%
2	No	2	0.2%
3	Yes, but not sure about the exact age	0	
90	I am not sure	0	
93	Prefer not to answer	0	
95	Not had sex with this partner in the last 4 weeks	0	
98	Don't know	0	
Sysmiss		1259	

Warning: these figures indicate the number of cases found in the data file. They cannot be interpreted as summary statistics of the population of interest.

File : AHRI.DREAMS.NestedCohort.IndividualConsent_Age18-22.2018.v1

project_id: REDCap Project Identifier

Information [Type= discrete] [Format=numeric] [Range= 319-319] [Missing=*]

Statistics [NW/ W] [Valid=2184 /-] [Invalid=0 /-]

Value	Label	Cases	Percentage
319		2184	100.0%

Warning: these figures indicate the number of cases found in the data file. They cannot be interpreted as summary statistics of the population of interest.

event_id: REDCap Event Identifier

Information [Type= discrete] [Format=numeric] [Range= 939-939] [Missing=*]

Statistics [NW/ W] [Valid=2184 /-] [Invalid=0 /-]

Value	Label	Cases	Percentage
939		2184	100.0%

Warning: these figures indicate the number of cases found in the data file. They cannot be interpreted as summary statistics of the population of interest.

cohort: Cohort Description

Information [Type= discrete] [Format=character] [Missing=*]

Statistics [NW/ W] [Valid=2184 /-] [Invalid=0 /-]

Value	Label	Cases	Percentage
Nested Cohort		2184	100.0%

Warning: these figures indicate the number of cases found in the data file. They cannot be interpreted as summary statistics of the population of interest.

round: Round Description

Information [Type= discrete] [Format=character] [Missing=*]

Statistics [NW/ W] [Valid=2184 /-] [Invalid=0 /-]

Value	Label	Cases	Percentage
Follow Up 1 - 2018		2184	100.0%

Warning: these figures indicate the number of cases found in the data file. They cannot be interpreted as summary statistics of the population of interest.

IIntId: Individual ID

Information [Type= continuous] [Format=numeric] [Range= 48-213726] [Missing=*]

Statistics [NW/ W] [Valid=2184 /-] [Invalid=0 /-] [Mean=96769.021 /-] [StdDev=45132.469 /-]

ic_indiv_enough_info11: Did you get enough information about this study?

Information [Type= discrete] [Format=numeric] [Range= 0-98] [Missing=*]

Statistics [NW/ W] [Valid=906 /-] [Invalid=1278 /-]

Value	Label	Cases	Percentage
0	No, I have never had it	0	
1	Yes	906	100.0%
2	No	0	
3	Yes, but not sure about the exact age	0	
90	I am not sure	0	
93	Prefer not to answer	0	
95	Not had sex with this partner in the last 4 weeks	0	
98	Don't know	0	
Sysmiss		1278	

Warning: these figures indicate the number of cases found in the data file. They cannot be interpreted as summary statistics of the population of interest.

File : AHRI.DREAMS.NestedCohort.IndividualConsent_Age18-22.2018.v1

ic_indiv_ask_questions11: Have you been given the opportunity to ask questions about research and your que

Information [Type= discrete] [Format=numeric] [Range= 0-98] [Missing=*]

Statistics [NW/ W] [Valid=907 /-] [Invalid=1277 /-]

Value	Label	Cases	Percentage
0	No, I have never had it	0	
1	Yes	907	100.0%
2	No	0	
3	Yes, but not sure about the exact age	0	
90	I am not sure	0	
93	Prefer not to answer	0	
95	Not had sex with this partner in the last 4 weeks	0	
98	Don't know	0	
Sysmiss		1277	

Warning: these figures indicate the number of cases found in the data file. They cannot be interpreted as summary statistics of the population of interest.

ic_indiv_consent_dreams11: Do you agree to participante in this study?

Information [Type= discrete] [Format=numeric] [Range= 0-98] [Missing=*]

Statistics [NW/ W] [Valid=907 /-] [Invalid=1277 /-]

Value	Label	Cases	Percentage
0	No, I have never had it	0	
1	Yes	907	100.0%
2	No	0	
3	Yes, but not sure about the exact age	0	
90	I am not sure	0	
93	Prefer not to answer	0	
95	Not had sex with this partner in the last 4 weeks	0	
98	Don't know	0	
Sysmiss		1277	

Warning: these figures indicate the number of cases found in the data file. They cannot be interpreted as summary statistics of the population of interest.

ic_indiv_consent_hsv11: Do you agree to have a your DBS used for HSV

Information [Type= discrete] [Format=numeric] [Range= 0-98] [Missing=*]

Statistics [NW/ W] [Valid=907 /-] [Invalid=1277 /-]

Value	Label	Cases	Percentage
0	No, I have never had it	0	
1	Yes	870	95.9%
2	No	37	4.1%
3	Yes, but not sure about the exact age	0	
90	I am not sure	0	
93	Prefer not to answer	0	
95	Not had sex with this partner in the last 4 weeks	0	
98	Don't know	0	
Sysmiss		1277	

Warning: these figures indicate the number of cases found in the data file. They cannot be interpreted as summary statistics of the population of interest.

File : AHRI.DREAMS.NestedCohort.IndividualConsent_Age18-22.2018.v1

ic_indiv_consent_hiv11: Do you agree to having a dry blood spot taken for anonymous HIV testing?

Information [Type= discrete] [Format=numeric] [Range= 0-98] [Missing=*]

Statistics [NW/ W] [Valid=906 /-] [Invalid=1278 /-]

Value	Label	Cases	Percentage
0	No, I have never had it	0	
1	Yes	869	95.9%
2	No	37	4.1%
3	Yes, but not sure about the exact age	0	
90	I am not sure	0	
93	Prefer not to answer	0	
95	Not had sex with this partner in the last 4 weeks	0	
98	Don't know	0	
Sysmiss		1278	

Warning: these figures indicate the number of cases found in the data file. They cannot be interpreted as summary statistics of the population of interest.

ic_indv_dbs_for_pip11: Have you ever donated blood on this year for a home

Information [Type= discrete] [Format=numeric] [Range= 0-98] [Missing=*]

Statistics [NW/ W] [Valid=37 /-] [Invalid=2147 /-]

Value	Label	Cases	Percentage
0	No, I have never had it	0	
1	Yes	23	62.2%
2	No	14	37.8%
3	Yes, but not sure about the exact age	0	
90	I am not sure	0	
93	Prefer not to answer	0	
95	Not had sex with this partner in the last 4 weeks	0	
98	Don't know	0	
Sysmiss		2147	

Warning: these figures indicate the number of cases found in the data file. They cannot be interpreted as summary statistics of the population of interest.

ic_indv_use_pip_hsv11: Do you agree to having a dry blood spot taken for anonymous HSV2 testing?

Information [Type= discrete] [Format=numeric] [Range= 0-98] [Missing=*]

Statistics [NW/ W] [Valid=24 /-] [Invalid=2160 /-]

Value	Label	Cases	Percentage
0	No, I have never had it	0	
1	Yes	24	100.0%
2	No	0	
3	Yes, but not sure about the exact age	0	
90	I am not sure	0	
93	Prefer not to answer	0	
95	Not had sex with this partner in the last 4 weeks	0	
98	Don't know	0	
Sysmiss		2160	

Warning: these figures indicate the number of cases found in the data file. They cannot be interpreted as summary statistics of the population of interest.

File : AHRI.DREAMS.NestedCohort.IndividualConsent_Age18-22.2018.v1

ic_indv_use_pip_hiv11: Do you agree to having a dry blood spot taken for anonymous HIV testing?

Information [Type= discrete] [Format=numeric] [Range= 0-98] [Missing=*]

Statistics [NW/ W] [Valid=24 /-] [Invalid=2160 /-]

Value	Label	Cases	Percentage
0	No, I have never had it	0	
1	Yes	23	95.8%
2	No	1	4.2%
3	Yes, but not sure about the exact age	0	
90	I am not sure	0	
93	Prefer not to answer	0	
95	Not had sex with this partner in the last 4 weeks	0	
98	Don't know	0	
Sysmiss		2160	

Warning: these figures indicate the number of cases found in the data file. They cannot be interpreted as summary statistics of the population of interest.

ic_indiv_consent_specstor5: Do you agree that your sample is stored?

Information [Type= discrete] [Format=numeric] [Range= 0-98] [Missing=*]

Statistics [NW/ W] [Valid=869 /-] [Invalid=1315 /-]

Value	Label	Cases	Percentage
0	No, I have never had it	0	
1	Yes	867	99.8%
2	No	2	0.2%
3	Yes, but not sure about the exact age	0	
90	I am not sure	0	
93	Prefer not to answer	0	
95	Not had sex with this partner in the last 4 weeks	0	
98	Don't know	0	
Sysmiss		1315	

Warning: these figures indicate the number of cases found in the data file. They cannot be interpreted as summary statistics of the population of interest.

ic_indiv_consent_fut_test5: Do you agree that the blood samples of you will be tested in the future, (like o

Information [Type= discrete] [Format=numeric] [Range= 0-98] [Missing=*]

Statistics [NW/ W] [Valid=905 /-] [Invalid=1279 /-]

Value	Label	Cases	Percentage
0	No, I have never had it	0	
1	Yes	890	98.3%
2	No	15	1.7%
3	Yes, but not sure about the exact age	0	
90	I am not sure	0	
93	Prefer not to answer	0	
95	Not had sex with this partner in the last 4 weeks	0	
98	Don't know	0	
Sysmiss		1279	

Warning: these figures indicate the number of cases found in the data file. They cannot be interpreted as summary statistics of the population of interest.

File : AHRI.DREAMS.NestedCohort.IndividualConsent_Age18-22.2018.v1

ic_indiv_agree_contact11: Do you agree that you are willing to be contacted by phone to schedule time for

Information [Type= discrete] [Format=numeric] [Range= 0-98] [Missing=*]

Statistics [NW/ W] [Valid=906 /-] [Invalid=1278 /-]

Value	Label	Cases	Percentage
0	No, I have never had it	0	
1	Yes	903	99.7%
2	No	3	0.3%
3	Yes, but not sure about the exact age	0	
90	I am not sure	0	
93	Prefer not to answer	0	
95	Not had sex with this partner in the last 4 weeks	0	
98	Don't know	0	
Sysmiss		1278	

Warning: these figures indicate the number of cases found in the data file. They cannot be interpreted as summary statistics of the population of interest.

ic_indiv_consent_dreams1: Calculated

Information [Type= discrete] [Format=numeric] [Range= 1-2] [Missing=*]

Statistics [NW/ W] [Valid=2184 /-] [Invalid=0 /-]

Value	Label	Cases	Percentage
1		1853	84.8%
2		331	15.2%

Warning: these figures indicate the number of cases found in the data file. They cannot be interpreted as summary statistics of the population of interest.




File : AHRI.DREAMS.NestedCohort.MeasureMediateVars.2018.v1			
# project_id: REDCap Project Identifier			
Information		[Type= discrete] [Format=numeric] [Range= 319-319] [Missing=*]	
Statistics [NW/ W]		[Valid=2184 /-] [Invalid=0 /-]	
Value	Label	Cases	Percentage
319		2184	100.0%
Warning: these figures indicate the number of cases found in the data file. They cannot be interpreted as summary statistics of the population of interest.			
# event_id: REDCap Event Identifier			
Information		[Type= discrete] [Format=numeric] [Range= 939-939] [Missing=*]	
Statistics [NW/ W]		[Valid=2184 /-] [Invalid=0 /-]	
Value	Label	Cases	Percentage
939		2184	100.0%
Warning: these figures indicate the number of cases found in the data file. They cannot be interpreted as summary statistics of the population of interest.			
# cohort: Cohort Description			
Information		[Type= discrete] [Format=character] [Missing=*]	
Statistics [NW/ W]		[Valid=2184 /-] [Invalid=0 /-]	
Value	Label	Cases	Percentage
Nested Cohort		2184	100.0%
Warning: these figures indicate the number of cases found in the data file. They cannot be interpreted as summary statistics of the population of interest.			
# round: Round Description			
Information		[Type= discrete] [Format=character] [Missing=*]	
Statistics [NW/ W]		[Valid=2184 /-] [Invalid=0 /-]	
Value	Label	Cases	Percentage
Follow Up 1 - 2018		2184	100.0%
Warning: these figures indicate the number of cases found in the data file. They cannot be interpreted as summary statistics of the population of interest.			
# IIntId: Individual ID			
Information		[Type= continuous] [Format=numeric] [Range= 48-213726] [Missing=*]	
Statistics [NW/ W]		[Valid=2184 /-] [Invalid=0 /-] [Mean=96769.021 /-] [StdDev=45132.469 /-]	
# mv_borrmoney_fem: Is there is a female in your community from whom you can borrow money in an emer			
Information		[Type= discrete] [Format=numeric] [Range= 0-98] [Missing=*]	
Statistics [NW/ W]		[Valid=1852 /-] [Invalid=332 /-]	
Value	Label	Cases	Percentage
0	No, I have never had it	0	
1	Yes	998	53.9%
2	No	846	45.7%
3	Yes, but not sure about the exact age	0	
90	I am not sure	0	
93	Prefer not to answer	8	0.4%
95	Not had sex with this partner in the last 4 weeks	0	
98	Don't know	0	
Sysmiss		332	
Warning: these figures indicate the number of cases found in the data file. They cannot be interpreted as summary statistics of the population of interest.			

File : AHRI.DREAMS.NestedCohort.MeasureMediateVars.2018.v1

mv_privmeetplace_fem: Do you have a safe and private place to meet with girls and young women who are

Information [Type= discrete] [Format=numeric] [Range= 0-98] [Missing=*]

Statistics [NW/ W] [Valid=1852 /-] [Invalid=332 /-]




Value	Label	Cases	Percentage
0	No, I have never had it	0	
1	Yes	461	 24.9%
2	No	1388	 74.9%
3	Yes, but not sure about the exact age	0	
90	I am not sure	0	
93	Prefer not to answer	3	 0.2%
95	Not had sex with this partner in the last 4 weeks	0	
98	Don't know	0	
Sysmiss		332	

Warning: these figures indicate the number of cases found in the data file. They cannot be interpreted as summary statistics of the population of interest.

mv_privmeetregul_fem: If yes, do you meet regularly in such place on a regular basis?

Information [Type= discrete] [Format=numeric] [Range= 0-98] [Missing=*]

Statistics [NW/ W] [Valid=460 /-] [Invalid=1724 /-]




Value	Label	Cases	Percentage
0	No, I have never had it	0	
1	Yes	231	 50.2%
2	No	227	 49.3%
3	Yes, but not sure about the exact age	0	
90	I am not sure	0	
93	Prefer not to answer	2	 0.4%
95	Not had sex with this partner in the last 4 weeks	0	
98	Don't know	0	
Sysmiss		1724	

Warning: these figures indicate the number of cases found in the data file. They cannot be interpreted as summary statistics of the population of interest.

mv_trustfriend_fem: Do you have at least one trusted female friend?

Information [Type= discrete] [Format=numeric] [Range= 0-98] [Missing=*]

Statistics [NW/ W] [Valid=1852 /-] [Invalid=332 /-]

Value	Label	Cases	Percentage
0	No, I have never had it	0	
1	Yes	1489	 80.4%
2	No	361	 19.5%
3	Yes, but not sure about the exact age	0	
90	I am not sure	0	
93	Prefer not to answer	2	 0.1%
95	Not had sex with this partner in the last 4 weeks	0	
98	Don't know	0	
Sysmiss		332	

Warning: these figures indicate the number of cases found in the data file. They cannot be interpreted as summary statistics of the population of interest.

File : AHRI.DREAMS.NestedCohort.MeasureMediateVars.2018.v1

mv_knowguard_fem: Do you know a woman in your community, other than a mother or guardian, whom you

Information [Type= discrete] [Format=numeric] [Range= 0-98] [Missing=*]

Statistics [NW/ W] [Valid=1852 /-] [Invalid=332 /-]

Value	Label	Cases	Percentage
0	No, I have never had it	0	
1	Yes	1209	65.3%
2	No	642	34.7%
3	Yes, but not sure about the exact age	0	
90	I am not sure	0	
93	Prefer not to answer	1	0.1%
95	Not had sex with this partner in the last 4 weeks	0	
98	Don't know	0	
Sysmiss		332	

Warning: these figures indicate the number of cases found in the data file. They cannot be interpreted as summary statistics of the population of interest.

mv_borrmoney_mal: For Males: Is there is a male in your community from whom you can borrow money i

Information [Type= discrete] [Format=numeric] [Range= 0-98] [Missing=*]

Statistics [NW/ W] [Valid=1 /-] [Invalid=2183 /-]

Value	Label	Cases	Percentage
0	No, I have never had it	0	
1	Yes	1	100.0%
2	No	0	
3	Yes, but not sure about the exact age	0	
90	I am not sure	0	
93	Prefer not to answer	0	
95	Not had sex with this partner in the last 4 weeks	0	
98	Don't know	0	
Sysmiss		2183	

Warning: these figures indicate the number of cases found in the data file. They cannot be interpreted as summary statistics of the population of interest.

mv_privmeetplace_mal: Do you have a safe and private place to meet with boys and young men who are lik

Information [Type= discrete] [Format=numeric] [Range= 0-98] [Missing=*]

Statistics [NW/ W] [Valid=1 /-] [Invalid=2183 /-]

Value	Label	Cases	Percentage
0	No, I have never had it	0	
1	Yes	0	
2	No	1	100.0%
3	Yes, but not sure about the exact age	0	
90	I am not sure	0	
93	Prefer not to answer	0	
95	Not had sex with this partner in the last 4 weeks	0	
98	Don't know	0	
Sysmiss		2183	

Warning: these figures indicate the number of cases found in the data file. They cannot be interpreted as summary statistics of the population of interest.

File : AHRI.DREAMS.NestedCohort.MeasureMediateVars.2018.v1

mv_privmeetregul_mal: If yes, do you meet regularly in such place on a regular basis?

Information	[Type= discrete] [Format=numeric] [Range= 0-98] [Missing=*]
Statistics [NW/ W]	[Valid=1 /-] [Invalid=2183 /-]

Value	Label	Cases	Percentage
0	No, I have never had it	0	
1	Yes	0	
2	No	1	100.0%
3	Yes, but not sure about the exact age	0	
90	I am not sure	0	
93	Prefer not to answer	0	
95	Not had sex with this partner in the last 4 weeks	0	
98	Don't know	0	
Sysmiss		2183	

Warning: these figures indicate the number of cases found in the data file. They cannot be interpreted as summary statistics of the population of interest.

mv_knowguard_mal: Do who know a man in your community, other than a father or guardian, whom you c

Information	[Type= discrete] [Format=numeric] [Range= 0-98] [Missing=*]
Statistics [NW/ W]	[Valid=1 /-] [Invalid=2183 /-]

Value	Label	Cases	Percentage
0	No, I have never had it	0	
1	Yes	0	
2	No	1	100.0%
3	Yes, but not sure about the exact age	0	
90	I am not sure	0	
93	Prefer not to answer	0	
95	Not had sex with this partner in the last 4 weeks	0	
98	Don't know	0	
Sysmiss		2183	

Warning: these figures indicate the number of cases found in the data file. They cannot be interpreted as summary statistics of the population of interest.

mv_trustfriend_mal: Do you have at least one trusted male friend?

Information	[Type= discrete] [Format=numeric] [Range= 0-98] [Missing=*]
Statistics [NW/ W]	[Valid=1 /-] [Invalid=2183 /-]

Value	Label	Cases	Percentage
0	No, I have never had it	0	
1	Yes	1	100.0%
2	No	0	
3	Yes, but not sure about the exact age	0	
90	I am not sure	0	
93	Prefer not to answer	0	
95	Not had sex with this partner in the last 4 weeks	0	
98	Don't know	0	
Sysmiss		2183	

Warning: these figures indicate the number of cases found in the data file. They cannot be interpreted as summary statistics of the population of interest.

File : AHRI.DREAMS.NestedCohort.MeasureMediateVars.2018.v1

mv_number_closefriend: How many people of your age or a similar age do you consider close friends? (By

Information [Type= continuous] [Format=numeric] [Range= 0-22] [Missing=*]

Statistics [NW/ W] [Valid=1853 /-] [Invalid=331 /-] [Mean=2.287 /-] [StdDev=1.919 /-]

mv_closefriend_fem: How many females of your age or a similar age do you consider close friends? (By

Information [Type= discrete] [Format=numeric] [Range= 0-10] [Missing=*]

Statistics [NW/ W] [Valid=1648 /-] [Invalid=536 /-]

mv_closefriend_mal: How many of these friends are male?

Information [Type= discrete] [Format=numeric] [Range= 0-10] [Missing=*]

Statistics [NW/ W] [Valid=1648 /-] [Invalid=536 /-]

mv_no_friends_advice: If close fiends = 0, is there anyone in your community that you can turn to for

Information [Type= discrete] [Format=numeric] [Range= 0-98] [Missing=*]

Statistics [NW/ W] [Valid=0 /-] [Invalid=2184 /-]

Value	Label	Cases	Percentage
0	No, I have never had it	0	
1	Yes	0	
2	No	0	
3	Yes, but not sure about the exact age	0	
90	I am not sure	0	
93	Prefer not to answer	0	
95	Not had sex with this partner in the last 4 weeks	0	
98	Don't know	0	
Sysmiss		2184	

Warning: these figures indicate the number of cases found in the data file. They cannot be interpreted as summary statistics of the population of interest.

mv_no_friend_person_advice: if yes, who is the person you would turn to first for such advice and help?

Information [Type= discrete] [Format=numeric] [Range= 1-96] [Missing=*]

Statistics [NW/ W] [Valid=0 /-] [Invalid=2184 /-]

Value	Label	Cases	Percentage
1	Mother	0	
2	Father	0	
3	Grand parents	0	
4	Brother	0	
5	Sister	0	
6	Other Relative	0	
7	*Boyfriend / Girlfriend / Spouse	0	
8	Same age friend	0	
9	Pastor	0	
10	Teacher	0	
96	Other, specify	0	
Sysmiss		2184	

Warning: these figures indicate the number of cases found in the data file. They cannot be interpreted as summary statistics of the population of interest.

mv_other_friends_advice: Apart from your close friends is there anyone in your community that you can tur

Information [Type= discrete] [Format=numeric] [Range= 0-98] [Missing=*]

File : AHRI.DREAMS.NestedCohort.MeasureMediateVars.2018.v1

mv_other_friends_advice: Apart from your close friends is there anyone in your community that you can tur

Statistics [NW/ W] [Valid=0 /-] [Invalid=2184 /-]

Value	Label	Cases	Percentage
0	No, I have never had it	0	
1	Yes	0	
2	No	0	
3	Yes, but not sure about the exact age	0	
90	I am not sure	0	
93	Prefer not to answer	0	
95	Not had sex with this partner in the last 4 weeks	0	
98	Don't know	0	
Sysmiss		2184	

Warning: these figures indicate the number of cases found in the data file. They cannot be interpreted as summary statistics of the population of interest.

mv_first_person_advice: if yes, who is the person you would turn to first for such advice and help?

Information [Type= discrete] [Format=numeric] [Range= 1-96] [Missing=*]

Statistics [NW/ W] [Valid=0 /-] [Invalid=2184 /-]

Value	Label	Cases	Percentage
1	Mother	0	
2	Father	0	
3	Grand parents	0	
4	Brother	0	
5	Sister	0	
6	Other Relative	0	
7	*Boyfriend / Girlfriend / Spouse	0	
8	Same age friend	0	
9	Pastor	0	
10	Teacher	0	
96	Other, specify	0	
Sysmiss		2184	

Warning: these figures indicate the number of cases found in the data file. They cannot be interpreted as summary statistics of the population of interest.

mv_first_person_advice_oth: Please specify details on other person

Information [Type= discrete] [Format=character] [Missing=*]

Statistics [NW/ W] [Valid=0 /-] [Invalid=0 /-]

mv_confide_violence: There is someone in your community you could confide in about violence in the ho

Information [Type= discrete] [Format=numeric] [Range= 1-93] [Missing=*]

Statistics [NW/ W] [Valid=1853 /-] [Invalid=331 /-]

Value	Label	Cases	Percentage
1	Agree	1077	58.1%
2	Disagree	771	41.6%
93	Prefer not to answer	5	0.3%
Sysmiss		331	

Warning: these figures indicate the number of cases found in the data file. They cannot be interpreted as summary statistics of the population of interest.

File : AHRI.DREAMS.NestedCohort.MeasureMediateVars.2018.v1

mv_have_crisis_plan: Do you have a 'functional' [tried and tested to work] plan for what to do in a c

Information [Type= discrete] [Format=numeric] [Range= 0-98] [Missing=*]

Statistics [NW/ W] [Valid=1853 /-] [Invalid=331 /-]

Value	Label	Cases	Percentage
0	No, I have never had it	0	
1	Yes	470	<div><div></div></div> 25.4%
2	No	1381	<div><div></div></div> 74.5%
3	Yes, but not sure about the exact age	0	
90	I am not sure	0	
93	Prefer not to answer	2	<div><div></div></div> 0.1%
95	Not had sex with this partner in the last 4 weeks	0	
98	Don't know	0	
Sysmiss		331	

Warning: these figures indicate the number of cases found in the data file. They cannot be interpreted as summary statistics of the population of interest.

mv_have_safeplace_stay: Do you have a safe place to stay if you have a problem or emergency?

Information [Type= discrete] [Format=numeric] [Range= 0-98] [Missing=*]

Statistics [NW/ W] [Valid=1853 /-] [Invalid=331 /-]

Value	Label	Cases	Percentage
0	No, I have never had it	0	
1	Yes	1389	<div><div></div></div> 75.0%
2	No	461	<div><div></div></div> 24.9%
3	Yes, but not sure about the exact age	0	
90	I am not sure	0	
93	Prefer not to answer	3	<div><div></div></div> 0.2%
95	Not had sex with this partner in the last 4 weeks	0	
98	Don't know	0	
Sysmiss		331	

Warning: these figures indicate the number of cases found in the data file. They cannot be interpreted as summary statistics of the population of interest.

mv_know_riskareas: I know where the risky areas in my community are

Information [Type= discrete] [Format=numeric] [Range= 1-93] [Missing=*]

Statistics [NW/ W] [Valid=1853 /-] [Invalid=331 /-]

Value	Label	Cases	Percentage
1	Agree	1240	<div><div></div></div> 66.9%
2	Disagree	601	<div><div></div></div> 32.4%
93	Prefer not to answer	12	<div><div></div></div> 0.6%
Sysmiss		331	

Warning: these figures indicate the number of cases found in the data file. They cannot be interpreted as summary statistics of the population of interest.

mv_can_avoid_riskareas: I can avoid risky areas in my community

Information [Type= discrete] [Format=numeric] [Range= 1-93] [Missing=*]

Statistics [NW/ W] [Valid=1852 /-] [Invalid=332 /-]

Value	Label	Cases	Percentage
1	Agree	1208	<div><div></div></div> 65.2%
2	Disagree	629	<div><div></div></div> 34.0%

File : AHRI.DREAMS.NestedCohort.MeasureMediateVars.2018.v1

mv_can_avoid_riskareas: I can avoid risky areas in my community

Value	Label	Cases	Percentage
93	Prefer not to answer	15	0.8%
Sysmiss		332	

Warning: these figures indicate the number of cases found in the data file. They cannot be interpreted as summary statistics of the population of interest.

mv_mob_moved_away: In the past year, have you moved away from home, either temporarily with the int

Information	[Type= discrete] [Format=numeric] [Range= 0-98] [Missing=*]
Statistics [NW/ W]	[Valid=0 /-] [Invalid=2184 /-]

Value	Label	Cases	Percentage
0	No, I have never had it	0	
1	Yes	0	
2	No	0	
3	Yes, but not sure about the exact age	0	
90	I am not sure	0	
93	Prefer not to answer	0	
95	Not had sex with this partner in the last 4 weeks	0	
98	Don't know	0	
Sysmiss		2184	

Warning: these figures indicate the number of cases found in the data file. They cannot be interpreted as summary statistics of the population of interest.

mv_mob_last_place_visited: What was the name of the last place that you visited?

Information	[Type= discrete] [Format=character] [Missing=*]
Statistics [NW/ W]	[Valid=0 /-] [Invalid=0 /-]

mv_mob_timein_lastplace: How long did you spend in[name]?

Information	[Type= discrete] [Format=numeric] [Range= 0-93] [Missing=*]
Statistics [NW/ W]	[Valid=0 /-] [Invalid=2184 /-]

Value	Label	Cases	Percentage
0	Did not spend the night	0	
1	Less than a week	0	
2	2-4 weeks	0	
3	1-3 months	0	
4	4-6 months	0	
5	> 6 months	0	
6	Between 1 and 2 weeks	0	
93	I don't wish to answer	0	
Sysmiss		2184	

Warning: these figures indicate the number of cases found in the data file. They cannot be interpreted as summary statistics of the population of interest.

mv_mob_last_longest_trip: Was this your longest trip in the last year?

Information	[Type= discrete] [Format=numeric] [Range= 0-98] [Missing=*]
Statistics [NW/ W]	[Valid=0 /-] [Invalid=2184 /-]

Value	Label	Cases	Percentage
0	No, I have never had it	0	
1	Yes	0	
2	No	0	

File : AHRI.DREAMS.NestedCohort.MeasureMediateVars.2018.v1

mv_mob_last_longest_trip: Was this your longest trip in the last year?

Value	Label	Cases	Percentage
3	Yes, but not sure about the exact age	0	
90	I am not sure	0	
93	Prefer not to answer	0	
95	Not had sex with this partner in the last 4 weeks	0	
98	Don't know	0	
Sysmiss		2184	

Warning: these figures indicate the number of cases found in the data file. They cannot be interpreted as summary statistics of the population of interest.

mv_mob_reas_visit_last: What were the reasons for traveling to [name]?

Information	[Type= discrete] [Format=numeric] [Range= 1-96] [Missing=*]
Statistics [NW/ W]	[Valid=0 /-] [Invalid=2184 /-]

Value	Label	Cases	Percentage
1	Looking for work	0	
2	To visit/live with partner	0	
3	To study / boarding school	0	
4	To visit/live with family	0	
5	Illness related - to seek for medical care	0	
6	Holiday	0	
7	To care for family members	0	
8	I was in Jail	0	
96	Other, specify	0	
Sysmiss		2184	

Warning: these figures indicate the number of cases found in the data file. They cannot be interpreted as summary statistics of the population of interest.

mv_mob_reas_visit_lastoth: Please specify the other reason for traveling to [name]

Information	[Type= discrete] [Format=character] [Missing=*]
Statistics [NW/ W]	[Valid=0 /-] [Invalid=0 /-]

mv_mob_live_with_last: If yes, with whom were you living with during this time?

Information	[Type= discrete] [Format=numeric] [Range= 1-96] [Missing=*]
Statistics [NW/ W]	[Valid=0 /-] [Invalid=2184 /-]

Value	Label	Cases	Percentage
1	Alone	0	
2	Your family	0	
3	In-laws	0	
4	Same-aged friends	0	
5	Other friends, neighbours	0	
96	Other, specify	0	
Sysmiss		2184	

Warning: these figures indicate the number of cases found in the data file. They cannot be interpreted as summary statistics of the population of interest.

mv_mob_live_with_last_oth: Please specify the other person whom you stayed with

Information	[Type= discrete] [Format=character] [Missing=*]
Statistics [NW/ W]	[Valid=0 /-] [Invalid=0 /-]

File : AHRI.DREAMS.NestedCohort.MeasureMediateVars.2018.v1

mv_mob_use_medic_last: Did you use medical services in [name]?

Information [Type= discrete] [Format=numeric] [Range= 0-98] [Missing=*]

Statistics [NW/ W] [Valid=0 /-] [Invalid=2184 /-]

Value	Label	Cases	Percentage
0	No, I have never had it	0	
1	Yes	0	
2	No	0	
3	Yes, but not sure about the exact age	0	
90	I am not sure	0	
93	Prefer not to answer	0	
95	Not had sex with this partner in the last 4 weeks	0	
98	Don't know	0	
Sysmiss		2184	

Warning: these figures indicate the number of cases found in the data file. They cannot be interpreted as summary statistics of the population of interest.

mv_mob_longest_trip: What is the longest duration that you have been away?

Information [Type= discrete] [Format=character] [Missing=*]

Statistics [NW/ W] [Valid=0 /-] [Invalid=0 /-]

mv_mob_longest_name: For the longest trips: Where did you go?

Information [Type= discrete] [Format=character] [Missing=*]

Statistics [NW/ W] [Valid=0 /-] [Invalid=0 /-]

mv_mob_longest_where: For the longest trips: Was it?

Information [Type= discrete] [Format=numeric] [Missing=*]

Statistics [NW/ W] [Valid=0 /-] [Invalid=2184 /-]

Value	Label	Cases	Percentage
Sysmiss		2184	

Warning: these figures indicate the number of cases found in the data file. They cannot be interpreted as summary statistics of the population of interest.

mv_mob_longest_whereoth: Please specify the other details of where it was

Information [Type= discrete] [Format=character] [Missing=*]

Statistics [NW/ W] [Valid=0 /-] [Invalid=0 /-]

mv_mob_reas_visit_long: What were the reasons for traveling to [name]?

Information [Type= discrete] [Format=numeric] [Range= 1-96] [Missing=*]

Statistics [NW/ W] [Valid=0 /-] [Invalid=2184 /-]

Value	Label	Cases	Percentage
1	Looking for work	0	
2	To visit/live with partner	0	
3	To study / boarding school	0	
4	To visit/live with family	0	
5	Illness related - to seek for medical care	0	
6	Holiday	0	
7	To care for family members	0	
8	I was in Jail	0	
96	Other, specify	0	

File : AHRI.DREAMS.NestedCohort.MeasureMediateVars.2018.v1

mv_mob_reas_visit_long: What were the reasons for traveling to [name]?

Value	Label	Cases	Percentage
Sysmiss		2184	

Warning: these figures indicate the number of cases found in the data file. They cannot be interpreted as summary statistics of the population of interest.

mv_mob_reas_visit_longoth: Please specify the other reason for traveling to [name]

Information	[Type= discrete] [Format=character] [Missing=*]
Statistics [NW/ W]	[Valid=0 /-] [Invalid=0 /-]

mv_mob_live_with_long: With whom were you living with during this time?

Information	[Type= discrete] [Format=numeric] [Range= 1-96] [Missing=*]
Statistics [NW/ W]	[Valid=0 /-] [Invalid=2184 /-]

Value	Label	Cases	Percentage
1	Alone	0	
2	Your family	0	
3	In-laws	0	
4	Same-aged friends	0	
5	Other friends, neighbours	0	
96	Other, specify	0	
Sysmiss		2184	

Warning: these figures indicate the number of cases found in the data file. They cannot be interpreted as summary statistics of the population of interest.

mv_mob_live_with_long_oth: Please specify the other person whom you stayed with

Information	[Type= discrete] [Format=character] [Missing=*]
Statistics [NW/ W]	[Valid=0 /-] [Invalid=0 /-]

mv_mob_use_medic_last_2: Did you use medical services in [name]?

Information	[Type= discrete] [Format=numeric] [Range= 0-98] [Missing=*]
Statistics [NW/ W]	[Valid=0 /-] [Invalid=2184 /-]

Value	Label	Cases	Percentage
0	No, I have never had it	0	
1	Yes	0	
2	No	0	
3	Yes, but not sure about the exact age	0	
90	I am not sure	0	
93	Prefer not to answer	0	
95	Not had sex with this partner in the last 4 weeks	0	
98	Don't know	0	
Sysmiss		2184	

Warning: these figures indicate the number of cases found in the data file. They cannot be interpreted as summary statistics of the population of interest.

mv_mob_number_trips: How many times have you travelled in the last year?

Information	[Type= discrete] [Format=numeric] [Missing=*]
Statistics [NW/ W]	[Valid=0 /-] [Invalid=2184 /-]

Value	Label	Cases	Percentage
Sysmiss		2184	

Warning: these figures indicate the number of cases found in the data file. They cannot be interpreted as summary statistics of the population of interest.

File : AHRI.DREAMS.NestedCohort.MeasureMediateVars.2018.v1

mv_goals01: Finishing secondary school

Information	[Type= discrete] [Format=numeric] [Range= 1-7] [Missing=*]
Statistics [NW/ W]	[Valid=1851 /-] [Invalid=333 /-]

Value	Label	Cases	Percentage
1	Not important at all	13	0.7%
2	Not very important	10	0.5%
3	I don?t/no opinion	2	0.1%
4	Somewhat important	16	0.9%
5	Very important	1321	71.4%
6	Important	259	14.0%
7	Already achieved	230	12.4%
Sysmiss		333	

Warning: these figures indicate the number of cases found in the data file. They cannot be interpreted as summary statistics of the population of interest.

mv_goals02: Going to college/university

Information	[Type= discrete] [Format=numeric] [Range= 1-7] [Missing=*]
Statistics [NW/ W]	[Valid=1851 /-] [Invalid=333 /-]

Value	Label	Cases	Percentage
1	Not important at all	9	0.5%
2	Not very important	19	1.0%
3	I don?t/no opinion	6	0.3%
4	Somewhat important	23	1.2%
5	Very important	1421	76.8%
6	Important	336	18.2%
7	Already achieved	37	2.0%
Sysmiss		333	

Warning: these figures indicate the number of cases found in the data file. They cannot be interpreted as summary statistics of the population of interest.

mv_goals03: Owning your own home

Information	[Type= discrete] [Format=numeric] [Range= 1-7] [Missing=*]
Statistics [NW/ W]	[Valid=1851 /-] [Invalid=333 /-]

Value	Label	Cases	Percentage
1	Not important at all	46	2.5%
2	Not very important	118	6.4%
3	I don?t/no opinion	10	0.5%
4	Somewhat important	51	2.8%
5	Very important	938	50.7%
6	Important	662	35.8%
7	Already achieved	26	1.4%
Sysmiss		333	

Warning: these figures indicate the number of cases found in the data file. They cannot be interpreted as summary statistics of the population of interest.

# mv_goals04: Helping to take care of your parents or family when you are older			
Information	[Type= discrete] [Format=numeric] [Range= 1-7] [Missing=*]		
Statistics [NW/ W]	[Valid=1853 /-] [Invalid=331 /-]		
Value	Label	Cases	Percentage
1	Not important at all	3	0.2%
2	Not very important	9	0.5%
3	I don?t/no opinion	5	0.3%
4	Somewhat important	17	0.9%
5	Very important	1435	77.4%
6	Important	360	19.4%
7	Already achieved	24	1.3%
Sysmiss		331	
Warning: these figures indicate the number of cases found in the data file. They cannot be interpreted as summary statistics of the population of interest.			
# mv_goals05: Being admired and respected by your friends			
Information	[Type= discrete] [Format=numeric] [Range= 1-7] [Missing=*]		
Statistics [NW/ W]	[Valid=1853 /-] [Invalid=331 /-]		
Value	Label	Cases	Percentage
1	Not important at all	61	3.3%
2	Not very important	71	3.8%
3	I don?t/no opinion	16	0.9%
4	Somewhat important	47	2.5%
5	Very important	847	45.7%
6	Important	786	42.4%
7	Already achieved	25	1.3%
Sysmiss		331	
Warning: these figures indicate the number of cases found in the data file. They cannot be interpreted as summary statistics of the population of interest.			
# mv_goals06: Having a good job/stable income			
Information	[Type= discrete] [Format=numeric] [Range= 1-7] [Missing=*]		
Statistics [NW/ W]	[Valid=1850 /-] [Invalid=334 /-]		
Value	Label	Cases	Percentage
1	Not important at all	4	0.2%
2	Not very important	16	0.9%
3	I don?t/no opinion	7	0.4%
4	Somewhat important	28	1.5%
5	Very important	1319	71.3%
6	Important	451	24.4%
7	Already achieved	25	1.4%
Sysmiss		334	
Warning: these figures indicate the number of cases found in the data file. They cannot be interpreted as summary statistics of the population of interest.			
# mv_goals07: Having children			
Information	[Type= discrete] [Format=numeric] [Range= 1-7] [Missing=*]		
Statistics [NW/ W]	[Valid=1851 /-] [Invalid=333 /-]		
Value	Label	Cases	Percentage
1	Not important at all	421	22.7%

# mv_goals07: Having children			
Value	Label	Cases	Percentage
2	Not very important	467	<div><div></div></div> 25.2%
3	I don't/no opinion	42	<div><div></div></div> 2.3%
4	Somewhat important	97	<div><div></div></div> 5.2%
5	Very important	239	<div><div></div></div> 12.9%
6	Important	579	<div><div></div></div> 31.3%
7	Already achieved	6	<div><div></div></div> 0.3%
Sysmiss		333	
Warning: these figures indicate the number of cases found in the data file. They cannot be interpreted as summary statistics of the population of interest.			
# mv_goals08: Getting married or finding a partner			
Information	[Type= discrete] [Format=numeric] [Range= 1-7] [Missing=*]		
Statistics [NW/ W]	[Valid=1850 /-] [Invalid=334 /-]		
Value	Label	Cases	Percentage
1	Not important at all	341	<div><div></div></div> 18.4%
2	Not very important	419	<div><div></div></div> 22.6%
3	I don't/no opinion	47	<div><div></div></div> 2.5%
4	Somewhat important	95	<div><div></div></div> 5.1%
5	Very important	292	<div><div></div></div> 15.8%
6	Important	649	<div><div></div></div> 35.1%
7	Already achieved	7	<div><div></div></div> 0.4%
Sysmiss		334	
Warning: these figures indicate the number of cases found in the data file. They cannot be interpreted as summary statistics of the population of interest.			
# mv_chance_achiv01: You will finish primary school?			
Information	[Type= discrete] [Format=numeric] [Range= 1-98] [Missing=*]		
Statistics [NW/ W]	[Valid=1853 /-] [Invalid=331 /-]		
Value	Label	Cases	Percentage
1	High (or already achieved)	1807	<div><div></div></div> 97.5%
2	About 50/50	29	<div><div></div></div> 1.6%
3	Low	4	<div><div></div></div> 0.2%
93	Prefer not to answer	8	<div><div></div></div> 0.4%
98	Don't know	5	<div><div></div></div> 0.3%
Sysmiss		331	
Warning: these figures indicate the number of cases found in the data file. They cannot be interpreted as summary statistics of the population of interest.			
# mv_chance_achiv02: You will join secondary school?			
Information	[Type= discrete] [Format=numeric] [Range= 1-98] [Missing=*]		
Statistics [NW/ W]	[Valid=1853 /-] [Invalid=331 /-]		
Value	Label	Cases	Percentage
1	High (or already achieved)	1793	<div><div></div></div> 96.8%
2	About 50/50	33	<div><div></div></div> 1.8%
3	Low	10	<div><div></div></div> 0.5%
93	Prefer not to answer	7	<div><div></div></div> 0.4%
98	Don't know	10	<div><div></div></div> 0.5%
Sysmiss		331	
Warning: these figures indicate the number of cases found in the data file. They cannot be interpreted as summary statistics of the population of interest.			

# mv_chance_achiv03: You will finish secondary school?			
Information	[Type= discrete] [Format=numeric] [Range= 1-98] [Missing=*]		
Statistics [NW/ W]	[Valid=1853 /-] [Invalid=331 /-]		
Value	Label	Cases	Percentage
1	High (or already achieved)	1493	<div><div></div></div> 80.6%
2	About 50/50	281	<div><div></div></div> 15.2%
3	Low	41	<div><div></div></div> 2.2%
93	Prefer not to answer	6	<div><div></div></div> 0.3%
98	Don't know	32	<div><div></div></div> 1.7%
Sysmiss		331	
Warning: these figures indicate the number of cases found in the data file. They cannot be interpreted as summary statistics of the population of interest.			
# mv_chance_achiv04: You will go to university?			
Information	[Type= discrete] [Format=numeric] [Range= 1-98] [Missing=*]		
Statistics [NW/ W]	[Valid=1853 /-] [Invalid=331 /-]		
Value	Label	Cases	Percentage
1	High (or already achieved)	1050	<div><div></div></div> 56.7%
2	About 50/50	422	<div><div></div></div> 22.8%
3	Low	169	<div><div></div></div> 9.1%
93	Prefer not to answer	4	<div><div></div></div> 0.2%
98	Don't know	208	<div><div></div></div> 11.2%
Sysmiss		331	
Warning: these figures indicate the number of cases found in the data file. They cannot be interpreted as summary statistics of the population of interest.			
# mv_chance_achiv05: You will have a job that pays well?			
Information	[Type= discrete] [Format=numeric] [Range= 1-98] [Missing=*]		
Statistics [NW/ W]	[Valid=1853 /-] [Invalid=331 /-]		
Value	Label	Cases	Percentage
1	High (or already achieved)	1008	<div><div></div></div> 54.4%
2	About 50/50	521	<div><div></div></div> 28.1%
3	Low	102	<div><div></div></div> 5.5%
93	Prefer not to answer	6	<div><div></div></div> 0.3%
98	Don't know	216	<div><div></div></div> 11.7%
Sysmiss		331	
Warning: these figures indicate the number of cases found in the data file. They cannot be interpreted as summary statistics of the population of interest.			
# mv_chance_achiv06: You will be able to own your own home?			
Information	[Type= discrete] [Format=numeric] [Range= 1-98] [Missing=*]		
Statistics [NW/ W]	[Valid=1853 /-] [Invalid=331 /-]		
Value	Label	Cases	Percentage
1	High (or already achieved)	994	<div><div></div></div> 53.6%
2	About 50/50	516	<div><div></div></div> 27.8%
3	Low	100	<div><div></div></div> 5.4%
93	Prefer not to answer	10	<div><div></div></div> 0.5%
98	Don't know	233	<div><div></div></div> 12.6%
Sysmiss		331	
Warning: these figures indicate the number of cases found in the data file. They cannot be interpreted as summary statistics of the population of interest.			

# mv_chance_achiv07: You will have a job that you enjoy doing?			
Information	[Type= discrete] [Format=numeric] [Range= 1-98] [Missing=*]		
Statistics [NW/ W]	[Valid=1853 /-] [Invalid=331 /-]		
Value	Label	Cases	Percentage
1	High (or already achieved)	1013	<div><div></div></div> 54.7%
2	About 50/50	509	<div><div></div></div> 27.5%
3	Low	101	<div><div></div></div> 5.5%
93	Prefer not to answer	8	<div><div></div></div> 0.4%
98	Don't know	222	<div><div></div></div> 12.0%
Sysmiss		331	
Warning: these figures indicate the number of cases found in the data file. They cannot be interpreted as summary statistics of the population of interest.			
# mv_chance_achiv08: You will have a happy family life?			
Information	[Type= discrete] [Format=numeric] [Range= 1-98] [Missing=*]		
Statistics [NW/ W]	[Valid=1853 /-] [Invalid=331 /-]		
Value	Label	Cases	Percentage
1	High (or already achieved)	1101	<div><div></div></div> 59.4%
2	About 50/50	437	<div><div></div></div> 23.6%
3	Low	65	<div><div></div></div> 3.5%
93	Prefer not to answer	5	<div><div></div></div> 0.3%
98	Don't know	245	<div><div></div></div> 13.2%
Sysmiss		331	
Warning: these figures indicate the number of cases found in the data file. They cannot be interpreted as summary statistics of the population of interest.			
# mv_chance_achiv09: You will stay in good health most of the time?			
Information	[Type= discrete] [Format=numeric] [Range= 1-98] [Missing=*]		
Statistics [NW/ W]	[Valid=1853 /-] [Invalid=331 /-]		
Value	Label	Cases	Percentage
1	High (or already achieved)	933	<div><div></div></div> 50.4%
2	About 50/50	450	<div><div></div></div> 24.3%
3	Low	70	<div><div></div></div> 3.8%
93	Prefer not to answer	10	<div><div></div></div> 0.5%
98	Don't know	390	<div><div></div></div> 21.0%
Sysmiss		331	
Warning: these figures indicate the number of cases found in the data file. They cannot be interpreted as summary statistics of the population of interest.			
# mv_chance_achiv10: You will not get HIV/AIDS?			
Information	[Type= discrete] [Format=numeric] [Range= 1-98] [Missing=*]		
Statistics [NW/ W]	[Valid=1853 /-] [Invalid=331 /-]		
Value	Label	Cases	Percentage
1	High (or already achieved)	729	<div><div></div></div> 39.3%
2	About 50/50	302	<div><div></div></div> 16.3%
3	Low	104	<div><div></div></div> 5.6%
93	Prefer not to answer	31	<div><div></div></div> 1.7%
98	Don't know	687	<div><div></div></div> 37.1%
Sysmiss		331	
Warning: these figures indicate the number of cases found in the data file. They cannot be interpreted as summary statistics of the population of interest.			

# mv_chance_achiv11: You will live in a safe neighbourhood			
Information	[Type= discrete] [Format=numeric] [Range= 1-98] [Missing=*]		
Statistics [NW/ W]	[Valid=1853 /-] [Invalid=331 /-]		
Value	Label	Cases	Percentage
1	High (or already achieved)	763	<div><div></div></div> 41.2%
2	About 50/50	325	<div><div></div></div> 17.5%
3	Low	150	<div><div></div></div> 8.1%
93	Prefer not to answer	12	<div><div></div></div> 0.6%
98	Don't know	603	<div><div></div></div> 32.5%
Sysmiss		331	
Warning: these figures indicate the number of cases found in the data file. They cannot be interpreted as summary statistics of the population of interest.			
# mv_chance_achiv12: You will be respected in your community			
Information	[Type= discrete] [Format=numeric] [Range= 1-98] [Missing=*]		
Statistics [NW/ W]	[Valid=1853 /-] [Invalid=331 /-]		
Value	Label	Cases	Percentage
1	High (or already achieved)	812	<div><div></div></div> 43.8%
2	About 50/50	340	<div><div></div></div> 18.3%
3	Low	96	<div><div></div></div> 5.2%
93	Prefer not to answer	10	<div><div></div></div> 0.5%
98	Don't know	595	<div><div></div></div> 32.1%
Sysmiss		331	
Warning: these figures indicate the number of cases found in the data file. They cannot be interpreted as summary statistics of the population of interest.			
# mv_ment_health01: Did you have times in which you were thinking deeply or thinking about many thin			
Information	[Type= discrete] [Format=numeric] [Range= 0-98] [Missing=*]		
Statistics [NW/ W]	[Valid=1853 /-] [Invalid=331 /-]		
Value	Label	Cases	Percentage
0	No, I have never had it	0	
1	Yes	610	<div><div></div></div> 32.9%
2	No	1239	<div><div></div></div> 66.9%
3	Yes, but not sure about the exact age	0	
90	I am not sure	0	
93	Prefer not to answer	4	<div><div></div></div> 0.2%
95	Not had sex with this partner in the last 4 weeks	0	
98	Don't know	0	
Sysmiss		331	
Warning: these figures indicate the number of cases found in the data file. They cannot be interpreted as summary statistics of the population of interest.			
# mv_ment_health02: Did you find yourself sometimes failing to concentrate?			
Information	[Type= discrete] [Format=numeric] [Range= 0-98] [Missing=*]		
Statistics [NW/ W]	[Valid=1853 /-] [Invalid=331 /-]		
Value	Label	Cases	Percentage
0	No, I have never had it	0	
1	Yes	571	<div><div></div></div> 30.8%
2	No	1279	<div><div></div></div> 69.0%
3	Yes, but not sure about the exact age	0	

# mv_ment_health02: Did you find yourself sometimes failing to concentrate?			
Value	Label	Cases	Percentage
90	I am not sure	0	
93	Prefer not to answer	3	0.2%
95	Not had sex with this partner in the last 4 weeks	0	
98	Don't know	0	
Sysmiss		331	
Warning: these figures indicate the number of cases found in the data file. They cannot be interpreted as summary statistics of the population of interest.			
# mv_ment_health03: Did you lose your temper or get annoyed over trivial matters?			
Information	[Type= discrete] [Format=numeric] [Range= 0-98] [Missing=*]		
Statistics [NW/ W]	[Valid=1853 /-] [Invalid=331 /-]		
Value	Label	Cases	Percentage
0	No, I have never had it	0	
1	Yes	553	29.8%
2	No	1298	70.0%
3	Yes, but not sure about the exact age	0	
90	I am not sure	0	
93	Prefer not to answer	2	0.1%
95	Not had sex with this partner in the last 4 weeks	0	
98	Don't know	0	
Sysmiss		331	
Warning: these figures indicate the number of cases found in the data file. They cannot be interpreted as summary statistics of the population of interest.			
# mv_ment_health04: Did you have nightmares or bad dreams?			
Information	[Type= discrete] [Format=numeric] [Range= 0-98] [Missing=*]		
Statistics [NW/ W]	[Valid=1853 /-] [Invalid=331 /-]		
Value	Label	Cases	Percentage
0	No, I have never had it	0	
1	Yes	658	35.5%
2	No	1194	64.4%
3	Yes, but not sure about the exact age	0	
90	I am not sure	0	
93	Prefer not to answer	1	0.1%
95	Not had sex with this partner in the last 4 weeks	0	
98	Don't know	0	
Sysmiss		331	
Warning: these figures indicate the number of cases found in the data file. They cannot be interpreted as summary statistics of the population of interest.			
# mv_ment_health05: Did you sometimes see or hear things which others could not see or hear?			
Information	[Type= discrete] [Format=numeric] [Range= 0-98] [Missing=*]		
Statistics [NW/ W]	[Valid=1853 /-] [Invalid=331 /-]		
Value	Label	Cases	Percentage
0	No, I have never had it	0	
1	Yes	238	12.8%
2	No	1613	87.0%
3	Yes, but not sure about the exact age	0	
90	I am not sure	0	

# mv_ment_health05: Did you sometimes see or hear things which others could not see or hear?			
Value	Label	Cases	Percentage
93	Prefer not to answer	2	0.1%
95	Not had sex with this partner in the last 4 weeks	0	
98	Don't know	0	
Sysmiss		331	
Warning: these figures indicate the number of cases found in the data file. They cannot be interpreted as summary statistics of the population of interest.			
# mv_ment_health06: Was your stomach aching?			
Information	[Type= discrete] [Format=numeric] [Range= 0-98] [Missing=*]		
Statistics [NW/ W]	[Valid=1853 /-] [Invalid=331 /-]		
Value	Label	Cases	Percentage
0	No, I have never had it	0	
1	Yes	584	31.5%
2	No	1265	68.3%
3	Yes, but not sure about the exact age	0	
90	I am not sure	0	
93	Prefer not to answer	4	0.2%
95	Not had sex with this partner in the last 4 weeks	0	
98	Don't know	0	
Sysmiss		331	
Warning: these figures indicate the number of cases found in the data file. They cannot be interpreted as summary statistics of the population of interest.			
# mv_ment_health07: Were you frightened by trivial things?			
Information	[Type= discrete] [Format=numeric] [Range= 0-98] [Missing=*]		
Statistics [NW/ W]	[Valid=1853 /-] [Invalid=331 /-]		
Value	Label	Cases	Percentage
0	No, I have never had it	0	
1	Yes	618	33.4%
2	No	1233	66.5%
3	Yes, but not sure about the exact age	0	
90	I am not sure	0	
93	Prefer not to answer	2	0.1%
95	Not had sex with this partner in the last 4 weeks	0	
98	Don't know	0	
Sysmiss		331	
Warning: these figures indicate the number of cases found in the data file. They cannot be interpreted as summary statistics of the population of interest.			
# mv_ment_health08: Did you sometimes fail to sleep or lose sleep?			
Information	[Type= discrete] [Format=numeric] [Range= 0-98] [Missing=*]		
Statistics [NW/ W]	[Valid=1853 /-] [Invalid=331 /-]		
Value	Label	Cases	Percentage
0	No, I have never had it	0	
1	Yes	664	35.8%
2	No	1188	64.1%
3	Yes, but not sure about the exact age	0	
90	I am not sure	0	
93	Prefer not to answer	1	0.1%

# mv_ment_health08: Did you sometimes fail to sleep or lose sleep?			
Value	Label	Cases	Percentage
95	Not had sex with this partner in the last 4 weeks	0	
98	Don't know	0	
Sysmiss		331	
Warning: these figures indicate the number of cases found in the data file. They cannot be interpreted as summary statistics of the population of interest.			
# mv_ment_health09: Were there moments when you felt life was so tough that you cried or wanted to c			
Information	[Type= discrete] [Format=numeric] [Range= 0-98] [Missing=*]		
Statistics [NW/ W]	[Valid=1852 /-] [Invalid=332 /-]		
Value	Label	Cases	Percentage
0	No, I have never had it	0	
1	Yes	699	37.7%
2	No	1151	62.1%
3	Yes, but not sure about the exact age	0	
90	I am not sure	0	
93	Prefer not to answer	2	0.1%
95	Not had sex with this partner in the last 4 weeks	0	
98	Don't know	0	
Sysmiss		332	
Warning: these figures indicate the number of cases found in the data file. They cannot be interpreted as summary statistics of the population of interest.			
# mv_ment_health10: Did you feel run down (tired)?			
Information	[Type= discrete] [Format=numeric] [Range= 0-98] [Missing=*]		
Statistics [NW/ W]	[Valid=1853 /-] [Invalid=331 /-]		
Value	Label	Cases	Percentage
0	No, I have never had it	0	
1	Yes	786	42.4%
2	No	1065	57.5%
3	Yes, but not sure about the exact age	0	
90	I am not sure	0	
93	Prefer not to answer	2	0.1%
95	Not had sex with this partner in the last 4 weeks	0	
98	Don't know	0	
Sysmiss		331	
Warning: these figures indicate the number of cases found in the data file. They cannot be interpreted as summary statistics of the population of interest.			
# mv_ment_health11: Did you at times feel like committing suicide?			
Information	[Type= discrete] [Format=numeric] [Range= 0-98] [Missing=*]		
Statistics [NW/ W]	[Valid=1853 /-] [Invalid=331 /-]		
Value	Label	Cases	Percentage
0	No, I have never had it	0	
1	Yes	165	8.9%
2	No	1688	91.1%
3	Yes, but not sure about the exact age	0	
90	I am not sure	0	
93	Prefer not to answer	0	
95	Not had sex with this partner in the last 4 weeks	0	

# mv_ment_health11: Did you at times feel like committing suicide?			
Value	Label	Cases	Percentage
98	Don't know	0	
Sysmiss		331	
Warning: these figures indicate the number of cases found in the data file. They cannot be interpreted as summary statistics of the population of interest.			
# mv_ment_health12: Were you generally unhappy with things you were doing each day?			
Information	[Type= discrete] [Format=numeric] [Range= 0-98] [Missing=*]		
Statistics [NW/ W]	[Valid=1853 /-] [Invalid=331 /-]		
Value	Label	Cases	Percentage
0	No, I have never had it	0	
1	Yes	382	<div><div></div></div> 20.6%
2	No	1465	<div><div></div></div> 79.1%
3	Yes, but not sure about the exact age	0	
90	I am not sure	0	
93	Prefer not to answer	6	<div><div></div></div> 0.3%
95	Not had sex with this partner in the last 4 weeks	0	
98	Don't know	0	
Sysmiss		331	
Warning: these figures indicate the number of cases found in the data file. They cannot be interpreted as summary statistics of the population of interest.			
# mv_ment_health13: Was your work/school lagging behind?			
Information	[Type= discrete] [Format=numeric] [Range= 0-98] [Missing=*]		
Statistics [NW/ W]	[Valid=1853 /-] [Invalid=331 /-]		
Value	Label	Cases	Percentage
0	No, I have never had it	0	
1	Yes	415	<div><div></div></div> 22.4%
2	No	1432	<div><div></div></div> 77.3%
3	Yes, but not sure about the exact age	0	
90	I am not sure	0	
93	Prefer not to answer	6	<div><div></div></div> 0.3%
95	Not had sex with this partner in the last 4 weeks	0	
98	Don't know	0	
Sysmiss		331	
Warning: these figures indicate the number of cases found in the data file. They cannot be interpreted as summary statistics of the population of interest.			
# mv_ment_health14: Did you feel you had problems in deciding what to do?			
Information	[Type= discrete] [Format=numeric] [Range= 0-98] [Missing=*]		
Statistics [NW/ W]	[Valid=1853 /-] [Invalid=331 /-]		
Value	Label	Cases	Percentage
0	No, I have never had it	0	
1	Yes	436	<div><div></div></div> 23.5%
2	No	1414	<div><div></div></div> 76.3%
3	Yes, but not sure about the exact age	0	
90	I am not sure	0	
93	Prefer not to answer	3	<div><div></div></div> 0.2%
95	Not had sex with this partner in the last 4 weeks	0	
98	Don't know	0	

# mv_ment_health14: Did you feel you had problems in deciding what to do?			
Value	Label	Cases	Percentage
Sysmiss		331	
Warning: these figures indicate the number of cases found in the data file. They cannot be interpreted as summary statistics of the population of interest.			
# mv_gsescale01: I can always solve difficult problems if I try hard enough			
Information	[Type= discrete] [Format=numeric] [Range= 1-4] [Missing=*]		
Statistics [NW/ W]	[Valid=1853 /-] [Invalid=331 /-]		
Value	Label	Cases	Percentage
1	Not at all true	416	<div><div></div></div> 22.5%
2	Hardly true	261	<div><div></div></div> 14.1%
3	Moderately true	215	<div><div></div></div> 11.6%
4	Exactly true	961	<div><div></div></div> 51.9%
Sysmiss		331	
Warning: these figures indicate the number of cases found in the data file. They cannot be interpreted as summary statistics of the population of interest.			
# mv_gsescale02: If someone is against me (opposes me), I can find the means and ways to get what			
Information	[Type= discrete] [Format=numeric] [Range= 1-4] [Missing=*]		
Statistics [NW/ W]	[Valid=1853 /-] [Invalid=331 /-]		
Value	Label	Cases	Percentage
1	Not at all true	379	<div><div></div></div> 20.5%
2	Hardly true	283	<div><div></div></div> 15.3%
3	Moderately true	209	<div><div></div></div> 11.3%
4	Exactly true	982	<div><div></div></div> 53.0%
Sysmiss		331	
Warning: these figures indicate the number of cases found in the data file. They cannot be interpreted as summary statistics of the population of interest.			
# mv_gsescale03: It is easy for me to stick to my aims and accomplish my goals			
Information	[Type= discrete] [Format=numeric] [Range= 1-4] [Missing=*]		
Statistics [NW/ W]	[Valid=1853 /-] [Invalid=331 /-]		
Value	Label	Cases	Percentage
1	Not at all true	266	<div><div></div></div> 14.4%
2	Hardly true	218	<div><div></div></div> 11.8%
3	Moderately true	186	<div><div></div></div> 10.0%
4	Exactly true	1183	<div><div></div></div> 63.8%
Sysmiss		331	
Warning: these figures indicate the number of cases found in the data file. They cannot be interpreted as summary statistics of the population of interest.			
# mv_gsescale04: I am confident that I could handle unexpected events well			
Information	[Type= discrete] [Format=numeric] [Range= 1-4] [Missing=*]		
Statistics [NW/ W]	[Valid=1853 /-] [Invalid=331 /-]		
Value	Label	Cases	Percentage
1	Not at all true	319	<div><div></div></div> 17.2%
2	Hardly true	218	<div><div></div></div> 11.8%
3	Moderately true	214	<div><div></div></div> 11.5%
4	Exactly true	1102	<div><div></div></div> 59.5%
Sysmiss		331	
Warning: these figures indicate the number of cases found in the data file. They cannot be interpreted as summary statistics of the population of interest.			

# mv_gscale05: Thanks to my resourcefulness, I know how to manage unexpected (unforeseen) situa			
Information	[Type= discrete] [Format=numeric] [Range= 1-4] [Missing=*]		
Statistics [NW/ W]	[Valid=1853 /-] [Invalid=331 /-]		
Value	Label	Cases	Percentage
1	Not at all true	359	<div><div></div></div> 19.4%
2	Hardly true	227	<div><div></div></div> 12.3%
3	Moderately true	227	<div><div></div></div> 12.3%
4	Exactly true	1040	<div><div></div></div> 56.1%
Sysmiss		331	
Warning: these figures indicate the number of cases found in the data file. They cannot be interpreted as summary statistics of the population of interest.			
# mv_gscale06: I can solve most problems if I make the necessary effort			
Information	[Type= discrete] [Format=numeric] [Range= 1-4] [Missing=*]		
Statistics [NW/ W]	[Valid=1853 /-] [Invalid=331 /-]		
Value	Label	Cases	Percentage
1	Not at all true	492	<div><div></div></div> 26.6%
2	Hardly true	230	<div><div></div></div> 12.4%
3	Moderately true	199	<div><div></div></div> 10.7%
4	Exactly true	932	<div><div></div></div> 50.3%
Sysmiss		331	
Warning: these figures indicate the number of cases found in the data file. They cannot be interpreted as summary statistics of the population of interest.			
# mv_gscale07: I can remain calm when facing difficulties because I can rely on my own coping a			
Information	[Type= discrete] [Format=numeric] [Range= 1-4] [Missing=*]		
Statistics [NW/ W]	[Valid=1853 /-] [Invalid=331 /-]		
Value	Label	Cases	Percentage
1	Not at all true	237	<div><div></div></div> 12.8%
2	Hardly true	198	<div><div></div></div> 10.7%
3	Moderately true	182	<div><div></div></div> 9.8%
4	Exactly true	1236	<div><div></div></div> 66.7%
Sysmiss		331	
Warning: these figures indicate the number of cases found in the data file. They cannot be interpreted as summary statistics of the population of interest.			
# mv_gscale08: When I am faced with a problem, I can usually find several solutions			
Information	[Type= discrete] [Format=numeric] [Range= 1-4] [Missing=*]		
Statistics [NW/ W]	[Valid=1853 /-] [Invalid=331 /-]		
Value	Label	Cases	Percentage
1	Not at all true	192	<div><div></div></div> 10.4%
2	Hardly true	265	<div><div></div></div> 14.3%
3	Moderately true	200	<div><div></div></div> 10.8%
4	Exactly true	1196	<div><div></div></div> 64.5%
Sysmiss		331	
Warning: these figures indicate the number of cases found in the data file. They cannot be interpreted as summary statistics of the population of interest.			
# mv_gscale09: If I am in trouble, I can usually think of a solution			
Information	[Type= discrete] [Format=numeric] [Range= 1-4] [Missing=*]		
Statistics [NW/ W]	[Valid=1853 /-] [Invalid=331 /-]		

# mv_gsescale09: If I am in trouble, I can usually think of a solution				
Value	Label	Cases	Percentage	
1	Not at all true	230	<div><div></div></div>	12.4%
2	Hardly true	249	<div><div></div></div>	13.4%
3	Moderately true	212	<div><div></div></div>	11.4%
4	Exactly true	1162	<div><div></div></div>	62.7%
Sysmiss		331		
Warning: these figures indicate the number of cases found in the data file. They cannot be interpreted as summary statistics of the population of interest.				
# mv_gsescale10: I can usually handle whatever comes my way				
Information		[Type= discrete] [Format=numeric] [Range= 1-4] [Missing=*]		
Statistics [NW/ W]		[Valid=1853 /-] [Invalid=331 /-]		
Value	Label	Cases	Percentage	
1	Not at all true	470	<div><div></div></div>	25.4%
2	Hardly true	215	<div><div></div></div>	11.6%
3	Moderately true	221	<div><div></div></div>	11.9%
4	Exactly true	947	<div><div></div></div>	51.1%
Sysmiss		331		
Warning: these figures indicate the number of cases found in the data file. They cannot be interpreted as summary statistics of the population of interest.				
# mv_connmuscale01: I am able to use a condom every time I have sexual intercourse				
Information		[Type= discrete] [Format=numeric] [Range= 1-4] [Missing=*]		
Statistics [NW/ W]		[Valid=1853 /-] [Invalid=331 /-]		
Value	Label	Cases	Percentage	
1	Not at all true	485	<div><div></div></div>	26.2%
2	Hardly true	111	<div><div></div></div>	6.0%
3	Moderately true	102	<div><div></div></div>	5.5%
4	Exactly true	1155	<div><div></div></div>	62.3%
Sysmiss		331		
Warning: these figures indicate the number of cases found in the data file. They cannot be interpreted as summary statistics of the population of interest.				
# mv_connmuscale02: I am able to ask my partner to use a condom every time we have sexual intercoures				
Information		[Type= discrete] [Format=numeric] [Range= 1-4] [Missing=*]		
Statistics [NW/ W]		[Valid=1853 /-] [Invalid=331 /-]		
Value	Label	Cases	Percentage	
1	Not at all true	369	<div><div></div></div>	19.9%
2	Hardly true	98	<div><div></div></div>	5.3%
3	Moderately true	101	<div><div></div></div>	5.5%
4	Exactly true	1285	<div><div></div></div>	69.3%
Sysmiss		331		
Warning: these figures indicate the number of cases found in the data file. They cannot be interpreted as summary statistics of the population of interest.				
# mv_connmuscale03: I am able to use a condom during sex after I have been drinking or taking drugs				
Information		[Type= discrete] [Format=numeric] [Range= 1-4] [Missing=*]		
Statistics [NW/ W]		[Valid=1853 /-] [Invalid=331 /-]		
Value	Label	Cases	Percentage	
1	Not at all true	709	<div><div></div></div>	38.3%
2	Hardly true	126	<div><div></div></div>	6.8%

# mv_connuscalescale03: I am able to use a condom during sex after I have been drinking or taking drugs			
Value	Label	Cases	Percentage
3	Moderately true	248	<div><div></div></div> 13.4%
4	Exactly true	770	<div><div></div></div> 41.6%
Sysmiss		331	
Warning: these figures indicate the number of cases found in the data file. They cannot be interpreted as summary statistics of the population of interest.			
# mv_connuscalescale04: I am able to refuse sex if [my partner / the man] will not use a condom			
Information	[Type= discrete] [Format=numeric] [Range= 1-4] [Missing=*]		
Statistics [NW/ W]	[Valid=1853 /-] [Invalid=331 /-]		
Value	Label	Cases	Percentage
1	Not at all true	356	<div><div></div></div> 19.2%
2	Hardly true	70	<div><div></div></div> 3.8%
3	Moderately true	125	<div><div></div></div> 6.7%
4	Exactly true	1302	<div><div></div></div> 70.3%
Sysmiss		331	
Warning: these figures indicate the number of cases found in the data file. They cannot be interpreted as summary statistics of the population of interest.			
# mv_sexnegscale01: I am able to avoid sex any time I don't want to			
Information	[Type= discrete] [Format=numeric] [Range= 1-4] [Missing=*]		
Statistics [NW/ W]	[Valid=1853 /-] [Invalid=331 /-]		
Value	Label	Cases	Percentage
1	Not at all true	112	<div><div></div></div> 6.0%
2	Hardly true	47	<div><div></div></div> 2.5%
3	Moderately true	78	<div><div></div></div> 4.2%
4	Exactly true	1616	<div><div></div></div> 87.2%
Sysmiss		331	
Warning: these figures indicate the number of cases found in the data file. They cannot be interpreted as summary statistics of the population of interest.			
# mv_healthserv_scale01: I feel confident that I could visit a health facility or testing center to get a			
Information	[Type= discrete] [Format=numeric] [Range= 1-4] [Missing=*]		
Statistics [NW/ W]	[Valid=1853 /-] [Invalid=331 /-]		
Value	Label	Cases	Percentage
1	Not at all true	28	<div><div></div></div> 1.5%
2	Hardly true	38	<div><div></div></div> 2.1%
3	Moderately true	76	<div><div></div></div> 4.1%
4	Exactly true	1711	<div><div></div></div> 92.3%
Sysmiss		331	
Warning: these figures indicate the number of cases found in the data file. They cannot be interpreted as summary statistics of the population of interest.			
# mv_healthserv_scale02: I am confident that I could access ARVs if needed them			
Information	[Type= discrete] [Format=numeric] [Range= 1-4] [Missing=*]		
Statistics [NW/ W]	[Valid=1853 /-] [Invalid=331 /-]		
Value	Label	Cases	Percentage
1	Not at all true	15	<div><div></div></div> 0.8%
2	Hardly true	21	<div><div></div></div> 1.1%
3	Moderately true	68	<div><div></div></div> 3.7%
4	Exactly true	1749	<div><div></div></div> 94.4%

# mv_healthserv_scale02: I am confident that I could access ARVs if needed them			
Value	Label	Cases	Percentage
Sysmiss		331	
Warning: these figures indicate the number of cases found in the data file. They cannot be interpreted as summary statistics of the population of interest.			
# mv_healthserv_scale03: I am confident that I would be able to go to a health clinic for any reason, if			
Information	[Type= discrete] [Format=numeric] [Range= 1-4] [Missing=*]		
Statistics [NW/ W]	[Valid=1853 /-] [Invalid=331 /-]		
Value	Label	Cases	Percentage
1	Not at all true	14	0.8%
2	Hardly true	29	1.6%
3	Moderately true	77	4.2%
4	Exactly true	1733	93.5%
Sysmiss		331	
Warning: these figures indicate the number of cases found in the data file. They cannot be interpreted as summary statistics of the population of interest.			

File : AHRI.DREAMS.NestedCohort.OtherRiskBehaviour.2018.v1

project_id: REDCap Project Identifier

Information [Type= discrete] [Format=numeric] [Range= 319-319] [Missing=*]

Statistics [NW/ W] [Valid=2184 /-] [Invalid=0 /-]

Value	Label	Cases	Percentage
319		2184	100.0%

Warning: these figures indicate the number of cases found in the data file. They cannot be interpreted as summary statistics of the population of interest.

event_id: REDCap Event Identifier

Information [Type= discrete] [Format=numeric] [Range= 939-939] [Missing=*]

Statistics [NW/ W] [Valid=2184 /-] [Invalid=0 /-]

Value	Label	Cases	Percentage
939		2184	100.0%

Warning: these figures indicate the number of cases found in the data file. They cannot be interpreted as summary statistics of the population of interest.

cohort: Cohort Description

Information [Type= discrete] [Format=character] [Missing=*]

Statistics [NW/ W] [Valid=2184 /-] [Invalid=0 /-]

Value	Label	Cases	Percentage
Nested Cohort		2184	100.0%

Warning: these figures indicate the number of cases found in the data file. They cannot be interpreted as summary statistics of the population of interest.

round: Round Description

Information [Type= discrete] [Format=character] [Missing=*]

Statistics [NW/ W] [Valid=2184 /-] [Invalid=0 /-]

Value	Label	Cases	Percentage
Follow Up 1 - 2018		2184	100.0%

Warning: these figures indicate the number of cases found in the data file. They cannot be interpreted as summary statistics of the population of interest.

IIntId: Individual ID

Information [Type= continuous] [Format=numeric] [Range= 48-213726] [Missing=*]

Statistics [NW/ W] [Valid=2184 /-] [Invalid=0 /-] [Mean=96769.021 /-] [StdDev=45132.469 /-]

or_trouble_police: Have you ever been in trouble with the police?

Information [Type= discrete] [Format=numeric] [Range= 0-98] [Missing=*]

Statistics [NW/ W] [Valid=110 /-] [Invalid=2074 /-]

Value	Label	Cases	Percentage
0	No, I have never had it	0	
1	Yes	0	
2	No	101	91.8%
3	Yes, but not sure about the exact age	0	
90	I am not sure	0	
93	Prefer not to answer	9	8.2%
95	Not had sex with this partner in the last 4 weeks	0	
98	Don't know	0	
Sysmiss		2074	

Warning: these figures indicate the number of cases found in the data file. They cannot be interpreted as summary statistics of the population of interest.

File : AHRI.DREAMS.NestedCohort.OtherRiskBehaviour.2018.v1

or_type_trouble_police: If yes, what kind of trouble?

Information [Type= discrete] [Format=numeric] [Range= 1-96] [Missing=*]

Statistics [NW/ W] [Valid=0 /-] [Invalid=2184 /-]

Value	Label	Cases	Percentage
1	Imprisoned	0	
2	Traffic fines	0	
3	Expired vehicle disc	0	
4	Driving without a licence	0	
5	Driving under influence of alcohol	0	
96	Other, specify	0	
Sysmiss		2184	

Warning: these figures indicate the number of cases found in the data file. They cannot be interpreted as summary statistics of the population of interest.

or_type_trouble_police_oth: Please specify what other type of trouble

Information [Type= discrete] [Format=character] [Missing=*]

Statistics [NW/ W] [Valid=1 /-] [Invalid=0 /-]

Value	Label	Cases	Percentage
None		1	100.0%

Warning: these figures indicate the number of cases found in the data file. They cannot be interpreted as summary statistics of the population of interest.

or_part_of_gang: Some Other young men belong to gangs for security reasons, for identity reasons

Information [Type= discrete] [Format=numeric] [Range= 0-98] [Missing=*]

Statistics [NW/ W] [Valid=110 /-] [Invalid=2074 /-]

Value	Label	Cases	Percentage
0	No, I have never had it	0	
1	Yes	23	20.9%
2	No	76	69.1%
3	Yes, but not sure about the exact age	0	
90	I am not sure	0	
93	Prefer not to answer	11	10.0%
95	Not had sex with this partner in the last 4 weeks	0	
98	Don't know	0	
Sysmiss		2074	

Warning: these figures indicate the number of cases found in the data file. They cannot be interpreted as summary statistics of the population of interest.

or_assisted_by: Did the participant respond to the question on the tablet or was the participant

Information [Type= discrete] [Format=numeric] [Range= 1-4] [Missing=*]

Statistics [NW/ W] [Valid=110 /-] [Invalid=2074 /-]

Value	Label	Cases	Percentage
1	No, Field worker assisted with 1 or 2 pages	1	0.9%
2	Yes, Participant responded by themselves	109	99.1%
3	No, Field worker assisted with 3 or more pages	0	
4	No, Field worker assisted with all pages	0	
Sysmiss		2074	

Warning: these figures indicate the number of cases found in the data file. They cannot be interpreted as summary statistics of the population of interest.

File : AHRI.DREAMS.NestedCohort.ParentGuardianConsent.2018.v1

project_id: REDCap Project Identifier

Information [Type= discrete] [Format=numeric] [Range= 319-319] [Missing=*]

Statistics [NW/ W] [Valid=2184 /-] [Invalid=0 /-]

Value	Label	Cases	Percentage
319		2184	100.0%

Warning: these figures indicate the number of cases found in the data file. They cannot be interpreted as summary statistics of the population of interest.

event_id: REDCap Event Identifier

Information [Type= discrete] [Format=numeric] [Range= 939-939] [Missing=*]

Statistics [NW/ W] [Valid=2184 /-] [Invalid=0 /-]

Value	Label	Cases	Percentage
939		2184	100.0%

Warning: these figures indicate the number of cases found in the data file. They cannot be interpreted as summary statistics of the population of interest.

cohort: Cohort Description

Information [Type= discrete] [Format=character] [Missing=*]

Statistics [NW/ W] [Valid=2184 /-] [Invalid=0 /-]

Value	Label	Cases	Percentage
Nested Cohort		2184	100.0%

Warning: these figures indicate the number of cases found in the data file. They cannot be interpreted as summary statistics of the population of interest.

round: Round Description

Information [Type= discrete] [Format=character] [Missing=*]

Statistics [NW/ W] [Valid=2184 /-] [Invalid=0 /-]

Value	Label	Cases	Percentage
Follow Up 1 - 2018		2184	100.0%

Warning: these figures indicate the number of cases found in the data file. They cannot be interpreted as summary statistics of the population of interest.

IIntId: Individual ID

Information [Type= continuous] [Format=numeric] [Range= 48-213726] [Missing=*]

Statistics [NW/ W] [Valid=2184 /-] [Invalid=0 /-] [Mean=96769.021 /-] [StdDev=45132.469 /-]

ic_indiv_age_verify2: Was the participant's age verified

Information [Type= discrete] [Format=numeric] [Range= 0-98] [Missing=*]

Statistics [NW/ W] [Valid=939 /-] [Invalid=1245 /-]

Value	Label	Cases	Percentage
0	No, I have never had it	0	
1	Yes	928	98.8%
2	No	11	1.2%
3	Yes, but not sure about the exact age	0	
90	I am not sure	0	
93	Prefer not to answer	0	
95	Not had sex with this partner in the last 4 weeks	0	
98	Don't know	0	
Sysmiss		1245	

Warning: these figures indicate the number of cases found in the data file. They cannot be interpreted as summary statistics of the population of interest.

File : AHRI.DREAMS.NestedCohort.ParentGuardianConsent.2018.v1

ic_indiv_verified_how2: By which method was the participant's age verified

Information [Type= discrete] [Format=numeric] [Range= 1-96] [Missing=*]

Statistics [NW/ W] [Valid=926 /-] [Invalid=1258 /-]

Value	Label	Cases	Percentage
1	Birth Certificate	879	94.9%
2	ID	26	2.8%
96	Other, specify	21	2.3%
Sysmiss		1258	

Warning: these figures indicate the number of cases found in the data file. They cannot be interpreted as summary statistics of the population of interest.

ic_indiv_verified_how_oth2: By which method was the participant's age verified

Information [Type= discrete] [Format=character] [Missing=*]

Statistics [NW/ W] [Valid=22 /-] [Invalid=0 /-]

ic_indiv_who_consent2: Who has given permission on behalf of the participant to participate in this stu

Information [Type= discrete] [Format=numeric] [Range= 1-96] [Missing=*]

Statistics [NW/ W] [Valid=925 /-] [Invalid=1259 /-]

Value	Label	Cases	Percentage
1	Parent	613	66.3%
2	Legal Guardian	236	25.5%
3	Care Provided	71	7.7%
96	Other, specify	5	0.5%
Sysmiss		1259	

Warning: these figures indicate the number of cases found in the data file. They cannot be interpreted as summary statistics of the population of interest.

ic_indiv_who_consent_oth2: Please specify in detail the person's personal information

Information [Type= discrete] [Format=character] [Missing=*]

Statistics [NW/ W] [Valid=5 /-] [Invalid=0 /-]

ic_indiv_child_dob_full: Please specify the Date of Birth of your child / child you care for

Information [Type= discrete] [Format=character] [Missing=*]

Statistics [NW/ W] [Valid=939 /-]

ic_indiv_child_dob_part: Please specify the Partial Date of Birth of your child / child you care for

Information [Type= discrete] [Format=character] [Missing=*]

Statistics [NW/ W] [Valid=47 /-] [Invalid=0 /-]

ic_indiv_enough_info2: Did you get enough information about this study?

Information [Type= discrete] [Format=numeric] [Range= 0-98] [Missing=*]

Statistics [NW/ W] [Valid=944 /-] [Invalid=1240 /-]

Value	Label	Cases	Percentage
0	No, I have never had it	0	
1	Yes	944	100.0%
2	No	0	
3	Yes, but not sure about the exact age	0	
90	I am not sure	0	
93	Prefer not to answer	0	

File : AHRI.DREAMS.NestedCohort.ParentGuardianConsent.2018.v1

ic_indiv_enough_info2: Did you get enough information about this study?

Value	Label	Cases	Percentage
95	Not had sex with this partner in the last 4 weeks	0	
98	Don't know	0	
Sysmiss		1240	

Warning: these figures indicate the number of cases found in the data file. They cannot be interpreted as summary statistics of the population of interest.

ic_indiv_ask_questions2: Have you been given the opportunity to ask questions about research and your que

Information	[Type= discrete] [Format=numeric] [Range= 0-98] [Missing=*]
Statistics [NW/ W]	[Valid=945 /-] [Invalid=1239 /-]

Value	Label	Cases	Percentage
0	No, I have never had it	0	
1	Yes	945	100.0%
2	No	0	
3	Yes, but not sure about the exact age	0	
90	I am not sure	0	
93	Prefer not to answer	0	
95	Not had sex with this partner in the last 4 weeks	0	
98	Don't know	0	
Sysmiss		1239	

Warning: these figures indicate the number of cases found in the data file. They cannot be interpreted as summary statistics of the population of interest.

ic_indiv_consent_dreams2: Do you agree that your child to participante in this study?

Information	[Type= discrete] [Format=numeric] [Range= 0-98] [Missing=*]
Statistics [NW/ W]	[Valid=946 /-] [Invalid=1238 /-]

Value	Label	Cases	Percentage
0	No, I have never had it	0	
1	Yes	946	100.0%
2	No	0	
3	Yes, but not sure about the exact age	0	
90	I am not sure	0	
93	Prefer not to answer	0	
95	Not had sex with this partner in the last 4 weeks	0	
98	Don't know	0	
Sysmiss		1238	

Warning: these figures indicate the number of cases found in the data file. They cannot be interpreted as summary statistics of the population of interest.

ic_indiv_consent_hsv_2: Do you agree to have a your DBS used for HSV

Information	[Type= discrete] [Format=numeric] [Range= 0-98] [Missing=*]
Statistics [NW/ W]	[Valid=946 /-] [Invalid=1238 /-]

Value	Label	Cases	Percentage
0	No, I have never had it	0	
1	Yes	911	96.3%
2	No	35	3.7%
3	Yes, but not sure about the exact age	0	
90	I am not sure	0	

File : AHRI.DREAMS.NestedCohort.ParentGuardianConsent.2018.v1

ic_indiv_consent_hsv_2: Do you agree to have a your DBS used for HSV

Value	Label	Cases	Percentage
93	Prefer not to answer	0	
95	Not had sex with this partner in the last 4 weeks	0	
98	Don't know	0	
Sysmiss		1238	

Warning: these figures indicate the number of cases found in the data file. They cannot be interpreted as summary statistics of the population of interest.

ic_indiv_consent_hiv_2: Do you agree to having a dry blood spot taken for anonymous HIV testing?

Information	[Type= discrete] [Format=numeric] [Range= 0-98] [Missing=*]
Statistics [NW/ W]	[Valid=945 /-] [Invalid=1239 /-]

Value	Label	Cases	Percentage
0	No, I have never had it	0	
1	Yes	917	97.0%
2	No	28	3.0%
3	Yes, but not sure about the exact age	0	
90	I am not sure	0	
93	Prefer not to answer	0	
95	Not had sex with this partner in the last 4 weeks	0	
98	Don't know	0	
Sysmiss		1239	

Warning: these figures indicate the number of cases found in the data file. They cannot be interpreted as summary statistics of the population of interest.

ic_indv_dbs_for_pip2: Has your baby ever donated blood on this year for a home

Information	[Type= discrete] [Format=numeric] [Range= 0-98] [Missing=*]
Statistics [NW/ W]	[Valid=35 /-] [Invalid=2149 /-]

Value	Label	Cases	Percentage
0	No, I have never had it	0	
1	Yes	24	68.6%
2	No	11	31.4%
3	Yes, but not sure about the exact age	0	
90	I am not sure	0	
93	Prefer not to answer	0	
95	Not had sex with this partner in the last 4 weeks	0	
98	Don't know	0	
Sysmiss		2149	

Warning: these figures indicate the number of cases found in the data file. They cannot be interpreted as summary statistics of the population of interest.

ic_indv_use_pip_hsv2_2: Do you agree to having a dry blood spot taken for anonymous HSV2 testing?

Information	[Type= discrete] [Format=numeric] [Range= 0-98] [Missing=*]
Statistics [NW/ W]	[Valid=24 /-] [Invalid=2160 /-]

Value	Label	Cases	Percentage
0	No, I have never had it	0	
1	Yes	23	95.8%
2	No	1	4.2%
3	Yes, but not sure about the exact age	0	

File : AHRI.DREAMS.NestedCohort.ParentGuardianConsent.2018.v1

ic_indv_use_pip_hsv2_2: Do you agree to having a dry blood spot taken for anonymous HSV2 testing?

Value	Label	Cases	Percentage
90	I am not sure	0	
93	Prefer not to answer	0	
95	Not had sex with this partner in the last 4 weeks	0	
98	Don't know	0	
Sysmiss		2160	

Warning: these figures indicate the number of cases found in the data file. They cannot be interpreted as summary statistics of the population of interest.

ic_indv_use_pip_hiv_2: Do you agree to having a dry blood spot taken for anonymous HIV testing?

Information	[Type= discrete] [Format=numeric] [Range= 0-98] [Missing=*]
Statistics [NW/ W]	[Valid=24 /-] [Invalid=2160 /-]

Value	Label	Cases	Percentage
0	No, I have never had it	0	
1	Yes	23	95.8%
2	No	1	4.2%
3	Yes, but not sure about the exact age	0	
90	I am not sure	0	
93	Prefer not to answer	0	
95	Not had sex with this partner in the last 4 weeks	0	
98	Don't know	0	
Sysmiss		2160	

Warning: these figures indicate the number of cases found in the data file. They cannot be interpreted as summary statistics of the population of interest.

ic_indiv_consent_specstor2: Do you agree that your child's / child's sampling sample is stored?

Information	[Type= discrete] [Format=numeric] [Range= 0-98] [Missing=*]
Statistics [NW/ W]	[Valid=917 /-] [Invalid=1267 /-]

Value	Label	Cases	Percentage
0	No, I have never had it	0	
1	Yes	915	99.8%
2	No	2	0.2%
3	Yes, but not sure about the exact age	0	
90	I am not sure	0	
93	Prefer not to answer	0	
95	Not had sex with this partner in the last 4 weeks	0	
98	Don't know	0	
Sysmiss		1267	

Warning: these figures indicate the number of cases found in the data file. They cannot be interpreted as summary statistics of the population of interest.

ic_indiv_consent_fut_test2: Do you agree that the blood samples of your child / baby will be tested in the

Information	[Type= discrete] [Format=numeric] [Range= 0-98] [Missing=*]
Statistics [NW/ W]	[Valid=946 /-] [Invalid=1238 /-]

Value	Label	Cases	Percentage
0	No, I have never had it	0	
1	Yes	935	98.8%
2	No	11	1.2%

File : AHRI.DREAMS.NestedCohort.ParentGuardianConsent.2018.v1

ic_indiv_consent_fut_test2: Do you agree that the blood samples of your child / baby will be tested in the

Value	Label	Cases	Percentage
3	Yes, but not sure about the exact age	0	
90	I am not sure	0	
93	Prefer not to answer	0	
95	Not had sex with this partner in the last 4 weeks	0	
98	Don't know	0	
Sysmiss		1238	

Warning: these figures indicate the number of cases found in the data file. They cannot be interpreted as summary statistics of the population of interest.

ic_indiv_agree_contact2: Do you agree that you are willing to be contacted by phone to schedule time for

Information	[Type= discrete] [Format=numeric] [Range= 0-98] [Missing=*]
Statistics [NW/ W]	[Valid=938 /-] [Invalid=1246 /-]

Value	Label	Cases	Percentage
0	No, I have never had it	0	
1	Yes	929	99.0%
2	No	9	1.0%
3	Yes, but not sure about the exact age	0	
90	I am not sure	0	
93	Prefer not to answer	0	
95	Not had sex with this partner in the last 4 weeks	0	
98	Don't know	0	
Sysmiss		1246	

Warning: these figures indicate the number of cases found in the data file. They cannot be interpreted as summary statistics of the population of interest.

File : AHRI.DREAMS.NestedCohort.PersonalInformation.2018.v1

project_id: REDCap Project Identifier

Information [Type= discrete] [Format=numeric] [Range= 319-319] [Missing=*]

Statistics [NW/ W] [Valid=2184 /-] [Invalid=0 /-]

Value	Label	Cases	Percentage
319		2184	100.0%

Warning: these figures indicate the number of cases found in the data file. They cannot be interpreted as summary statistics of the population of interest.

event_id: REDCap Event Identifier

Information [Type= discrete] [Format=numeric] [Range= 939-939] [Missing=*]

Statistics [NW/ W] [Valid=2184 /-] [Invalid=0 /-]

Value	Label	Cases	Percentage
939		2184	100.0%

Warning: these figures indicate the number of cases found in the data file. They cannot be interpreted as summary statistics of the population of interest.

cohort: Cohort Description

Information [Type= discrete] [Format=character] [Missing=*]

Statistics [NW/ W] [Valid=2184 /-] [Invalid=0 /-]

Value	Label	Cases	Percentage
Nested Cohort		2184	100.0%

Warning: these figures indicate the number of cases found in the data file. They cannot be interpreted as summary statistics of the population of interest.

round: Round Description

Information [Type= discrete] [Format=character] [Missing=*]

Statistics [NW/ W] [Valid=2184 /-] [Invalid=0 /-]

Value	Label	Cases	Percentage
Follow Up 1 - 2018		2184	100.0%

Warning: these figures indicate the number of cases found in the data file. They cannot be interpreted as summary statistics of the population of interest.

IIntId: Individual ID

Information [Type= continuous] [Format=numeric] [Range= 48-213726] [Missing=*]

Statistics [NW/ W] [Valid=2184 /-] [Invalid=0 /-] [Mean=96769.021 /-] [StdDev=45132.469 /-]

BSIntId: BSID

Information [Type= continuous] [Format=numeric] [Range= 25-89852] [Missing=*]

Statistics [NW/ W] [Valid=2180 /-] [Invalid=4 /-] [Mean=7998.822 /-] [StdDev=6803.199 /-]

urban_or_rural: Is BSID location categorised as urban or rural?

Information [Type= discrete] [Format=character] [Missing=*]

Statistics [NW/ W] [Valid=2150 /-] [Invalid=0 /-]

HHIntId: HHID

Information [Type= continuous] [Format=numeric] [Range= 15-41526] [Missing=*]

Statistics [NW/ W] [Valid=2150 /-] [Invalid=34 /-] [Mean=11377.167 /-] [StdDev=9009.888 /-]

isigodi: Isigodi Name

Information [Type= discrete] [Format=character] [Missing=*]

Statistics [NW/ W] [Valid=2150 /-] [Invalid=0 /-]

File : AHRI.DREAMS.NestedCohort.PersonalInformation.2018.v1

municname: Municipality Name

Information [Type= discrete] [Format=character] [Missing=*]

Statistics [NW/ W] [Valid=2150 /-] [Invalid=0 /-]

Value	Label	Cases	Percentage
Big5Hlabisa		25	1.2%
Mtubatuba		2125	98.8%

Warning: these figures indicate the number of cases found in the data file. They cannot be interpreted as summary statistics of the population of interest.

wardno: Ward Number

Information [Type= discrete] [Format=numeric] [Range= 1-20] [Missing=*]

Statistics [NW/ W] [Valid=2150 /-] [Invalid=34 /-]

pd_dob: Date Of Birth

Information [Type= discrete] [Format=character] [Missing=*]

Statistics [NW/ W] [Valid=2184 /-]

pd_age: Age

Information [Type= discrete] [Format=numeric] [Range= 13-23] [Missing=*]

Statistics [NW/ W] [Valid=1853 /-] [Invalid=331 /-]

pd_sex: Sex

Information [Type= discrete] [Format=numeric] [Range= 1-2] [Missing=*]

Statistics [NW/ W] [Valid=2184 /-] [Invalid=0 /-]

Value	Label	Cases	Percentage
1	Male	0	
2	Female	2184	100.0%

Warning: these figures indicate the number of cases found in the data file. They cannot be interpreted as summary statistics of the population of interest.

File : AHRI.DREAMS.NestedCohort.SexualRelatInterviewer.2018.v1

project_id: REDCap Project Identifier

Information [Type= discrete] [Format=numeric] [Range= 319-319] [Missing=*]

Statistics [NW/ W] [Valid=2184 /-] [Invalid=0 /-]

Value	Label	Cases	Percentage
319		2184	100.0%

Warning: these figures indicate the number of cases found in the data file. They cannot be interpreted as summary statistics of the population of interest.

event_id: REDCap Event Identifier

Information [Type= discrete] [Format=numeric] [Range= 939-939] [Missing=*]

Statistics [NW/ W] [Valid=2184 /-] [Invalid=0 /-]

Value	Label	Cases	Percentage
939		2184	100.0%

Warning: these figures indicate the number of cases found in the data file. They cannot be interpreted as summary statistics of the population of interest.

cohort: Cohort Description

Information [Type= discrete] [Format=character] [Missing=*]

Statistics [NW/ W] [Valid=2184 /-] [Invalid=0 /-]

Value	Label	Cases	Percentage
Nested Cohort		2184	100.0%

Warning: these figures indicate the number of cases found in the data file. They cannot be interpreted as summary statistics of the population of interest.

round: Round Description

Information [Type= discrete] [Format=character] [Missing=*]

Statistics [NW/ W] [Valid=2184 /-] [Invalid=0 /-]

Value	Label	Cases	Percentage
Follow Up 1 - 2018		2184	100.0%

Warning: these figures indicate the number of cases found in the data file. They cannot be interpreted as summary statistics of the population of interest.

IIntId: Individual ID

Information [Type= continuous] [Format=numeric] [Range= 48-213726] [Missing=*]

Statistics [NW/ W] [Valid=2184 /-] [Invalid=0 /-] [Mean=96769.021 /-] [StdDev=45132.469 /-]

sr_currently_married: Are you married?

Information [Type= discrete] [Format=numeric] [Range= 0-98] [Missing=*]

Statistics [NW/ W] [Valid=1853 /-] [Invalid=331 /-]

Value	Label	Cases	Percentage
0	No, I have never had it	0	
1	Yes	0	
2	No	1851	99.9%
3	Yes, but not sure about the exact age	0	
90	I am not sure	0	
93	Prefer not to answer	2	0.1%
95	Not had sex with this partner in the last 4 weeks	0	
98	Don't know	0	
Sysmiss		331	

Warning: these figures indicate the number of cases found in the data file. They cannot be interpreted as summary statistics of the population of interest.

File : AHRI.DREAMS.NestedCohort.SexualRelatInterviewer.2018.v1

sr_prev_currently_married: Are you married? - from Baseline

Information [Type= discrete] [Format=numeric] [Range= 0-98] [Missing=*]

Statistics [NW/ W] [Valid=0 /-] [Invalid=2184 /-]

Value	Label	Cases	Percentage
0	No, I have never had it	0	
1	Yes	0	
2	No	0	
3	Yes, but not sure about the exact age	0	
90	I am not sure	0	
93	Prefer not to answer	0	
95	Not had sex with this partner in the last 4 weeks	0	
98	Don't know	0	
Sysmiss		2184	

Warning: these figures indicate the number of cases found in the data file. They cannot be interpreted as summary statistics of the population of interest.

sr_currently_cohabiting: Are you living with your partner as if you are married (Cohabiting)?

Information [Type= discrete] [Format=numeric] [Range= 0-98] [Missing=*]

Statistics [NW/ W] [Valid=1853 /-] [Invalid=331 /-]

Value	Label	Cases	Percentage
0	No, I have never had it	0	
1	Yes	6	0.3%
2	No	1845	99.6%
3	Yes, but not sure about the exact age	0	
90	I am not sure	0	
93	Prefer not to answer	2	0.1%
95	Not had sex with this partner in the last 4 weeks	0	
98	Don't know	0	
Sysmiss		331	

Warning: these figures indicate the number of cases found in the data file. They cannot be interpreted as summary statistics of the population of interest.

sr_evermarried: Have you ever been married?

Information [Type= discrete] [Format=numeric] [Range= 1-93] [Missing=*]

Statistics [NW/ W] [Valid=1851 /-] [Invalid=333 /-]

Value	Label	Cases	Percentage
1	Yes, divorced / separated	0	
2	No	1851	100.0%
3	Yes, widowed	0	
93	Prefer not to answer	0	
Sysmiss		333	

Warning: these figures indicate the number of cases found in the data file. They cannot be interpreted as summary statistics of the population of interest.

sr_marriage_type: Please specify what type of marriage it is/was?

Information [Type= discrete] [Format=numeric] [Range= 1-96] [Missing=*]

Statistics [NW/ W] [Valid=0 /-] [Invalid=2184 /-]

Value	Label	Cases	Percentage
1	Civil	0	

File : AHRI.DREAMS.NestedCohort.SexualRelatInterviewer.2018.v1

sr_marriage_type: Please specify what type of marriage it is/was?

Value	Label	Cases	Percentage
2	Traditional/customary	0	
3	Religious (e.g., Church, mosque)	0	
4	Co	0	
96	Other, specify	0	
Sysmiss		2184	

Warning: these figures indicate the number of cases found in the data file. They cannot be interpreted as summary statistics of the population of interest.

sr_marriage_typoth: Please specify details on the other type of marriage

Information	[Type= discrete] [Format=character] [Missing=*]
Statistics [NW/ W]	[Valid=0 /-] [Invalid=0 /-]

sr_new_married_moved: When you got married, did you move home

Information	[Type= discrete] [Format=numeric] [Range= 1-3] [Missing=*]
Statistics [NW/ W]	[Valid=0 /-] [Invalid=2184 /-]

Value	Label	Cases	Percentage
1	Yes: to my in-laws	0	
2	No	0	
3	Yes: to our own home	0	
Sysmiss		2184	

Warning: these figures indicate the number of cases found in the data file. They cannot be interpreted as summary statistics of the population of interest.

sr_live_husband: Are you living with your husband?

Information	[Type= discrete] [Format=numeric] [Range= 0-98] [Missing=*]
Statistics [NW/ W]	[Valid=0 /-] [Invalid=2184 /-]

Value	Label	Cases	Percentage
0	No, I have never had it	0	
1	Yes	0	
2	No	0	
3	Yes, but not sure about the exact age	0	
90	I am not sure	0	
93	Prefer not to answer	0	
95	Not had sex with this partner in the last 4 weeks	0	
98	Don't know	0	
Sysmiss		2184	

Warning: these figures indicate the number of cases found in the data file. They cannot be interpreted as summary statistics of the population of interest.

sr_share_agefirstmarr: Are you willing to share how old were you when you first got married (if you do

Information	[Type= discrete] [Format=numeric] [Range= 0-98] [Missing=*]
Statistics [NW/ W]	[Valid=0 /-] [Invalid=2184 /-]

Value	Label	Cases	Percentage
0	No, I have never had it	0	
1	Yes	0	
2	No	0	
3	Yes, but not sure about the exact age	0	
90	I am not sure	0	

File : AHRI.DREAMS.NestedCohort.SexualRelatInterviewer.2018.v1

sr_share_agefirstmarr: Are you willing to share how old were you when you first got married (if you do

Value	Label	Cases	Percentage
93	Prefer not to answer	0	
95	Not had sex with this partner in the last 4 weeks	0	
98	Don't know	0	
Sysmiss		2184	

Warning: these figures indicate the number of cases found in the data file. They cannot be interpreted as summary statistics of the population of interest.

sr_age_firstmarr: How old were you when you first got married (if you do not know, please make you

Information	[Type= discrete] [Format=numeric] [Missing=*]
Statistics [NW/ W]	[Valid=0 /-] [Invalid=2184 /-]

Value	Label	Cases	Percentage
Sysmiss		2184	

Warning: these figures indicate the number of cases found in the data file. They cannot be interpreted as summary statistics of the population of interest.

sr_share_agehusband: Are you willing to share how old your husband is (if you do not know, please mak

Information	[Type= discrete] [Format=numeric] [Range= 0-98] [Missing=*]
Statistics [NW/ W]	[Valid=0 /-] [Invalid=2184 /-]

Value	Label	Cases	Percentage
0	No, I have never had it	0	
1	Yes	0	
2	No	0	
3	Yes, but not sure about the exact age	0	
90	I am not sure	0	
93	Prefer not to answer	0	
95	Not had sex with this partner in the last 4 weeks	0	
98	Don't know	0	
Sysmiss		2184	

Warning: these figures indicate the number of cases found in the data file. They cannot be interpreted as summary statistics of the population of interest.

sr_age_partner: How old is your husband/wife (if you do not know, please make your best guess)?

Information	[Type= discrete] [Format=numeric] [Missing=*]
Statistics [NW/ W]	[Valid=0 /-] [Invalid=2184 /-]

Value	Label	Cases	Percentage
Sysmiss		2184	

Warning: these figures indicate the number of cases found in the data file. They cannot be interpreted as summary statistics of the population of interest.

sr_fatherclindren: Have you ever fathered any children?

Information	[Type= discrete] [Format=numeric] [Range= 0-98] [Missing=*]
Statistics [NW/ W]	[Valid=1 /-] [Invalid=2183 /-]

Value	Label	Cases	Percentage
0	No, I have never had it	0	
1	Yes	0	
2	No	1	100.0%
3	Yes, but not sure about the exact age	0	
90	I am not sure	0	
93	Prefer not to answer	0	

File : AHRI.DREAMS.NestedCohort.SexualRelatInterviewer.2018.v1

sr_fatherclndren: Have you ever fathered any children?

Value	Label	Cases	Percentage
95	Not had sex with this partner in the last 4 weeks	0	
98	Don't know	0	
Sysmiss		2183	

Warning: these figures indicate the number of cases found in the data file. They cannot be interpreted as summary statistics of the population of interest.

sr_share_agefather: Are you willing to share how old were you the first time you made someone pregna

Information	[Type= discrete] [Format=numeric] [Range= 0-98] [Missing=*]
Statistics [NW/ W]	[Valid=0 /-] [Invalid=2184 /-]

Value	Label	Cases	Percentage
0	No, I have never had it	0	
1	Yes	0	
2	No	0	
3	Yes, but not sure about the exact age	0	
90	I am not sure	0	
93	Prefer not to answer	0	
95	Not had sex with this partner in the last 4 weeks	0	
98	Don't know	0	
Sysmiss		2184	

Warning: these figures indicate the number of cases found in the data file. They cannot be interpreted as summary statistics of the population of interest.

sr_agefather: How old were you when you first made someone pregnant?

Information	[Type= discrete] [Format=numeric] [Missing=*]
Statistics [NW/ W]	[Valid=0 /-] [Invalid=2184 /-]

Value	Label	Cases	Percentage
Sysmiss		2184	

Warning: these figures indicate the number of cases found in the data file. They cannot be interpreted as summary statistics of the population of interest.

sr_share_numchildfath: Are you willing to share the number of children you have you fathered?

Information	[Type= discrete] [Format=numeric] [Range= 0-98] [Missing=*]
Statistics [NW/ W]	[Valid=0 /-] [Invalid=2184 /-]

Value	Label	Cases	Percentage
0	No, I have never had it	0	
1	Yes	0	
2	No	0	
3	Yes, but not sure about the exact age	0	
90	I am not sure	0	
93	Prefer not to answer	0	
95	Not had sex with this partner in the last 4 weeks	0	
98	Don't know	0	
Sysmiss		2184	

Warning: these figures indicate the number of cases found in the data file. They cannot be interpreted as summary statistics of the population of interest.

sr_numchildfath: How many children have you fathered (please include those who have died)?

Information	[Type= discrete] [Format=numeric] [Missing=*]
Statistics [NW/ W]	[Valid=0 /-] [Invalid=2184 /-]

File : AHRI.DREAMS.NestedCohort.SexualRelatInterviewer.2018.v1

sr_numchildfath: How many children have you fathered (please include those who have died)?

Value	Label	Cases	Percentage
Sysmiss		2184	

Warning: these figures indicate the number of cases found in the data file. They cannot be interpreted as summary statistics of the population of interest.

sr_children_alive_mal: How many of these children are still alive?

Information	[Type= discrete] [Format=numeric] [Missing=*]
Statistics [NW/ W]	[Valid=0 /-] [Invalid=2184 /-]

Value	Label	Cases	Percentage
Sysmiss		2184	

Warning: these figures indicate the number of cases found in the data file. They cannot be interpreted as summary statistics of the population of interest.

sr_curcum_frenu: Have you ever been circumcised where your frenulum was cut?

Information	[Type= discrete] [Format=numeric] [Range= 0-98] [Missing=*]
Statistics [NW/ W]	[Valid=1 /-] [Invalid=2183 /-]

Value	Label	Cases	Percentage
0	No, I have never had it	0	
1	Yes	0	
2	No	0	
3	Yes, but not sure about the exact age	0	
90	I am not sure	0	
93	Prefer not to answer	1	100.0%
95	Not had sex with this partner in the last 4 weeks	0	
98	Don't know	0	
Sysmiss		2183	

Warning: these figures indicate the number of cases found in the data file. They cannot be interpreted as summary statistics of the population of interest.

sr_circum_forensk: Have you ever been circumcised where your whole foreskin was removed?

Information	[Type= discrete] [Format=numeric] [Range= 0-98] [Missing=*]
Statistics [NW/ W]	[Valid=1 /-] [Invalid=2183 /-]

Value	Label	Cases	Percentage
0	No, I have never had it	0	
1	Yes	0	
2	No	0	
3	Yes, but not sure about the exact age	0	
90	I am not sure	0	
93	Prefer not to answer	1	100.0%
95	Not had sex with this partner in the last 4 weeks	0	
98	Don't know	0	
Sysmiss		2183	

Warning: these figures indicate the number of cases found in the data file. They cannot be interpreted as summary statistics of the population of interest.

sr_circum_when: When were you circumcised (if you do not know, please make your best guess)?

Information	[Type= discrete] [Format=numeric] [Range= 1-98] [Missing=*]
Statistics [NW/ W]	[Valid=0 /-] [Invalid=2184 /-]

File : AHRI.DREAMS.NestedCohort.SexualRelatInterviewer.2018.v1

sr_circum_when: When were you circumcised (if you do not know, please make your best guess)?

Value	Label	Cases	Percentage
1	As a child (under one year)	0	
2	As a child or adolescent	0	
3	As an adult (over 18 years)	0	
93	Prefer not to answer	0	
98	Don't know	0	
Sysmiss		2184	

Warning: these figures indicate the number of cases found in the data file. They cannot be interpreted as summary statistics of the population of interest.

sr_circum_where: Where were you circumcised?

Information	[Type= discrete] [Format=numeric] [Range= 1-96] [Missing=*]
Statistics [NW/ W]	[Valid=0 /-] [Invalid=2184 /-]

Value	Label	Cases	Percentage
1	Clinic	0	
2	Mountain	0	
3	Church	0	
96	Other, specify	0	
Sysmiss		2184	

Warning: these figures indicate the number of cases found in the data file. They cannot be interpreted as summary statistics of the population of interest.

sr_circum_whereoth: Please specify more details on where you were circumcised:

Information	[Type= discrete] [Format=character] [Missing=*]
Statistics [NW/ W]	[Valid=0 /-] [Invalid=0 /-]

sr_currpregnant: Are you currently pregnant?

Information	[Type= discrete] [Format=numeric] [Range= 0-98] [Missing=*]
Statistics [NW/ W]	[Valid=1852 /-] [Invalid=332 /-]

Value	Label	Cases	Percentage
0	No, I have never had it	0	
1	Yes	67	3.6%
2	No	1775	95.8%
3	Yes, but not sure about the exact age	0	
90	I am not sure	0	
93	Prefer not to answer	0	
95	Not had sex with this partner in the last 4 weeks	0	
98	Don't know	10	0.5%
Sysmiss		332	

Warning: these figures indicate the number of cases found in the data file. They cannot be interpreted as summary statistics of the population of interest.

sr_everpregnant: Have you ever been pregnant?

Information	[Type= discrete] [Format=numeric] [Range= 0-98] [Missing=*]
Statistics [NW/ W]	[Valid=1852 /-] [Invalid=332 /-]

Value	Label	Cases	Percentage
0	No, I have never had it	0	
1	Yes	477	25.8%

File : AHRI.DREAMS.NestedCohort.SexualRelatInterviewer.2018.v1

sr_everpregnant: Have you ever been pregnant?

Value	Label	Cases	Percentage
2	No	1375	74.2%
3	Yes, but not sure about the exact age	0	
90	I am not sure	0	
93	Prefer not to answer	0	
95	Not had sex with this partner in the last 4 weeks	0	
98	Don't know	0	
Sysmiss		332	

Warning: these figures indicate the number of cases found in the data file. They cannot be interpreted as summary statistics of the population of interest.

sr_pregnant_last_12mths: Have you been pregnant in the last 12 months?

Information	[Type= discrete] [Format=numeric] [Range= 0-98] [Missing=*]
Statistics [NW/ W]	[Valid=528 /-] [Invalid=1656 /-]

Value	Label	Cases	Percentage
0	No, I have never had it	0	
1	Yes	227	43.0%
2	No	301	57.0%
3	Yes, but not sure about the exact age	0	
90	I am not sure	0	
93	Prefer not to answer	0	
95	Not had sex with this partner in the last 4 weeks	0	
98	Don't know	0	
Sysmiss		1656	

Warning: these figures indicate the number of cases found in the data file. They cannot be interpreted as summary statistics of the population of interest.

sr_share_agepregnant: Are you willing to share how old were you the first time you got pregnant?

Information	[Type= discrete] [Format=numeric] [Range= 0-98] [Missing=*]
Statistics [NW/ W]	[Valid=529 /-] [Invalid=1655 /-]

Value	Label	Cases	Percentage
0	No, I have never had it	0	
1	Yes	498	94.1%
2	No	30	5.7%
3	Yes, but not sure about the exact age	0	
90	I am not sure	0	
93	Prefer not to answer	1	0.2%
95	Not had sex with this partner in the last 4 weeks	0	
98	Don't know	0	
Sysmiss		1655	

Warning: these figures indicate the number of cases found in the data file. They cannot be interpreted as summary statistics of the population of interest.

sr_agepregnant: How old were you the first time you got pregnant? [age in years]

Information	[Type= continuous] [Format=numeric] [Range= 2-23] [Missing=*]
Statistics [NW/ W]	[Valid=498 /-] [Invalid=1686 /-] [Mean=17.851 /-] [StdDev=2.066 /-]

sr_times_pregnant: How many times have you been pregnant? (including pregnancies that did not go to

Information	[Type= discrete] [Format=numeric] [Range= 1-21] [Missing=*]
-------------	---

File : AHRI.DREAMS.NestedCohort.SexualRelatInterviewer.2018.v1

sr_times_pregnant: How many times have you been pregnant? (including pregnancies that did not go to

Statistics [NW/ W] [Valid=477 /-] [Invalid=1707 /-]

sr_times_birth: How many times have you given birth? (include both live births and stillbirths.

Information [Type= continuous] [Format=numeric] [Range= 0-21] [Missing=*]

Statistics [NW/ W] [Valid=477 /-] [Invalid=1707 /-] [Mean=1.264 /-] [StdDev=1.194 /-]

sr_children_alive_fem: How many of these children are still alive?

Information [Type= discrete] [Format=numeric] [Range= 0-4] [Missing=*]

Statistics [NW/ W] [Valid=477 /-] [Invalid=1707 /-]

sr_another_child: FOR NON PREGNANT / UNSURE / NEVER PREGNANT BEFORE, ASK Would you like to have (a

Information [Type= discrete] [Format=numeric] [Range= 1-98] [Missing=*]

Statistics [NW/ W] [Valid=1785 /-] [Invalid=399 /-]

Value	Label	Cases	Percentage
1	Yes	770	43.1%
2	No	983	55.1%
3	No More	12	0.7%
4	Cannot get pregnant (infertile or sterilized)	1	0.1%
5	Undecided	10	0.6%
98	Don't know	9	0.5%
Sysmiss		399	

Warning: these figures indicate the number of cases found in the data file. They cannot be interpreted as summary statistics of the population of interest.

sr_waitbrf_another: If Yes, How long would you like to wait from now before the birth of (a/another)

Information [Type= discrete] [Format=numeric] [Range= 1-98] [Missing=*]

Statistics [NW/ W] [Valid=772 /-] [Invalid=1412 /-]

Value	Label	Cases	Percentage
1	Less than 1 year	11	1.4%
2	1 to 2 years	19	2.5%
3	Greater than 2 years	329	42.6%
4	Undecided	353	45.7%
98	Don't know	60	7.8%
Sysmiss		1412	

Warning: these figures indicate the number of cases found in the data file. They cannot be interpreted as summary statistics of the population of interest.

sr_aftbrth_more: FOR CURRENTLY PREGNANT ASK After the birth of this child you are expecting would

Information [Type= discrete] [Format=numeric] [Range= 1-98] [Missing=*]

Statistics [NW/ W] [Valid=67 /-] [Invalid=2117 /-]

Value	Label	Cases	Percentage
1	Yes	19	28.4%
2	No	47	70.1%
3	No More	0	
4	Cannot get pregnant (infertile or sterilized)	0	
5	Undecided	0	
98	Don't know	1	1.5%

File : AHRI.DREAMS.NestedCohort.SexualRelatInterviewer.2018.v1

sr_aftbrth_more: FOR CURRENTLY PREGNANT ASK After the birth of this child you are expecting would

Value	Label	Cases	Percentage
Sysmiss		2117	

Warning: these figures indicate the number of cases found in the data file. They cannot be interpreted as summary statistics of the population of interest.

sr_waitbrf_birth: If yes, After the birth of the child you are expecting now, how long would you l

Information	[Type= discrete] [Format=numeric] [Range= 1-98] [Missing=*]
Statistics [NW/ W]	[Valid=19 /-] [Invalid=2165 /-]

Value	Label	Cases	Percentage
1	Less than 1 year	0	
2	1 to 2 years	0	
3	Greater than 2 years	18	94.7%
4	Undecided	0	
98	Don't know	1	5.3%
Sysmiss		2165	

Warning: these figures indicate the number of cases found in the data file. They cannot be interpreted as summary statistics of the population of interest.

sr_nomore_children_1: What are the reasons why you would not like to have (a/another) child?

Information	[Type= discrete] [Format=numeric] [Range= 1-98] [Missing=*]
Statistics [NW/ W]	[Valid=129 /-] [Invalid=2055 /-]

Value	Label	Cases	Percentage
1	Economic reasons	129	100.0%
2	Self: reached desired family size	0	
3	Partner reached desired family size	0	
4	Health concerns	0	
5	Not yet ready for a child	0	
93	Don?t want to answer	0	
98	Don?t know	0	
Sysmiss		2055	

Warning: these figures indicate the number of cases found in the data file. They cannot be interpreted as summary statistics of the population of interest.

sr_nomore_children_2: What are the reasons why you would not like to have (a/another) child?

Information	[Type= discrete] [Format=numeric] [Range= 1-98] [Missing=*]
Statistics [NW/ W]	[Valid=69 /-] [Invalid=2115 /-]

Value	Label	Cases	Percentage
1	Economic reasons	0	
2	Self: reached desired family size	69	100.0%
3	Partner reached desired family size	0	
4	Health concerns	0	
5	Not yet ready for a child	0	
93	Don?t want to answer	0	
98	Don?t know	0	
Sysmiss		2115	

Warning: these figures indicate the number of cases found in the data file. They cannot be interpreted as summary statistics of the population of interest.

sr_nomore_children_3: What are the reasons why you would not like to have (a/another) child?

Information	[Type= discrete] [Format=numeric] [Range= 1-98] [Missing=*]
-------------	---

File : AHRI.DREAMS.NestedCohort.SexualRelatInterviewer.2018.v1

sr_nomore_children_3: What are the reasons why you would not like to have (a/another) child?

Statistics [NW/ W] [Valid=2 /-] [Invalid=2182 /-]

Value	Label	Cases	Percentage
1	Economic reasons	0	
2	Self: reached desired family size	0	
3	Partner reached desired family size	2	100.0%
4	Health concerns	0	
5	Not yet ready for a child	0	
93	Don?t want to answer	0	
98	Don?t know	0	
Sysmiss		2182	

Warning: these figures indicate the number of cases found in the data file. They cannot be interpreted as summary statistics of the population of interest.

sr_nomore_children_4: What are the reasons why you would not like to have (a/another) child?

Information [Type= discrete] [Format=numeric] [Range= 1-98] [Missing=*]

Statistics [NW/ W] [Valid=77 /-] [Invalid=2107 /-]

Value	Label	Cases	Percentage
1	Economic reasons	0	
2	Self: reached desired family size	0	
3	Partner reached desired family size	0	
4	Health concerns	77	100.0%
5	Not yet ready for a child	0	
93	Don?t want to answer	0	
98	Don?t know	0	
Sysmiss		2107	

Warning: these figures indicate the number of cases found in the data file. They cannot be interpreted as summary statistics of the population of interest.

sr_nomore_children_5: What are the reasons why you would not like to have (a/another) child?

Information [Type= discrete] [Format=numeric] [Range= 1-98] [Missing=*]

Statistics [NW/ W] [Valid=757 /-] [Invalid=1427 /-]

Value	Label	Cases	Percentage
1	Economic reasons	0	
2	Self: reached desired family size	0	
3	Partner reached desired family size	0	
4	Health concerns	0	
5	Not yet ready for a child	757	100.0%
93	Don?t want to answer	0	
98	Don?t know	0	
Sysmiss		1427	

Warning: these figures indicate the number of cases found in the data file. They cannot be interpreted as summary statistics of the population of interest.

sr_nomore_children_93: What are the reasons why you would not like to have (a/another) child?

Information [Type= discrete] [Format=numeric] [Range= 1-98] [Missing=*]

Statistics [NW/ W] [Valid=5 /-] [Invalid=2179 /-]

Value	Label	Cases	Percentage
1	Economic reasons	0	

File : AHRI.DREAMS.NestedCohort.SexualRelatInterviewer.2018.v1

sr_nomore_children_93: What are the reasons why you would not like to have (a/another) child?

Value	Label	Cases	Percentage
2	Self: reached desired family size	0	
3	Partner reached desired family size	0	
4	Health concerns	0	
5	Not yet ready for a child	0	
93	Don?t want to answer	5	100.0%
98	Don?t know	0	
Sysmiss		2179	

Warning: these figures indicate the number of cases found in the data file. They cannot be interpreted as summary statistics of the population of interest.

sr_nomore_children_98: What are the reasons why you would not like to have (a/another) child?

Information	[Type= discrete] [Format=numeric] [Range= 1-98] [Missing=*]
Statistics [NW/ W]	[Valid=44 /-] [Invalid=2140 /-]

Value	Label	Cases	Percentage
1	Economic reasons	0	
2	Self: reached desired family size	0	
3	Partner reached desired family size	0	
4	Health concerns	0	
5	Not yet ready for a child	0	
93	Don?t want to answer	0	
98	Don?t know	44	100.0%
Sysmiss		2140	

Warning: these figures indicate the number of cases found in the data file. They cannot be interpreted as summary statistics of the population of interest.

sr_partner_more_child: Does your partner want to have a/another child with you?

Information	[Type= discrete] [Format=numeric] [Range= 1-98] [Missing=*]
Statistics [NW/ W]	[Valid=1040 /-] [Invalid=1144 /-]

Value	Label	Cases	Percentage
1	Yes	63	6.1%
2	No	471	45.3%
3	No I don't have a partner	434	41.7%
93	Prefer not to answer	2	0.2%
98	Don't know	70	6.7%
Sysmiss		1144	

Warning: these figures indicate the number of cases found in the data file. They cannot be interpreted as summary statistics of the population of interest.

sr_partner_num_child: Does your (husband/partner) want the same number of children that you want, or d

Information	[Type= discrete] [Format=numeric] [Range= 1-98] [Missing=*]
Statistics [NW/ W]	[Valid=63 /-] [Invalid=2121 /-]

Value	Label	Cases	Percentage
1	Same number	11	17.5%
2	More children	34	54.0%
3	Fewer children	7	11.1%
93	Prefer not to answer	0	
98	Don't know	11	17.5%

File : AHRI.DREAMS.NestedCohort.SexualRelatInterviewer.2018.v1

sr_partner_num_child: Does your (husband/partner) want the same number of children that you want, or d

Value	Label	Cases	Percentage
Sysmiss		2121	

Warning: these figures indicate the number of cases found in the data file. They cannot be interpreted as summary statistics of the population of interest.

sr_areusemeth_avoidpreg: Are you currently using any contraceptive methods to prevent pregnancy?

Information	[Type= discrete] [Format=numeric] [Range= 0-98] [Missing=*]
Statistics [NW/ W]	[Valid=1784 /-] [Invalid=400 /-]

Value	Label	Cases	Percentage
0	No, I have never had it	0	
1	Yes	523	29.3%
2	No	1260	70.6%
3	Yes, but not sure about the exact age	0	
90	I am not sure	0	
93	Prefer not to answer	1	0.1%
95	Not had sex with this partner in the last 4 weeks	0	
98	Don't know	0	
Sysmiss		400	

Warning: these figures indicate the number of cases found in the data file. They cannot be interpreted as summary statistics of the population of interest.

# sr_notusemeth_avoidpreg: If no, What is the main reason why you are not using a method of contraception			
Information		[Type= discrete] [Format=numeric] [Range= 1-98] [Missing=*]	
Statistics [NW/ W]		[Valid=1260 /-] [Invalid=924 /-]	
Value	Label	Cases	Percentage
1	Not married	8	0.6%
2	Intend to marry	2	0.2%
3	Not intend to marry	2	0.2%
4	Fertility related reasons	0	
5	Not having sex	1033	82.0%
6	Infrequent sex	71	5.6%
7	Menopausal/hysterectomy	1	0.1%
8	Subfecund/infecund	11	0.9%
9	Postpartum/breastfeeding	8	0.6%
10	Wants (more) children	2	0.2%
11	Pregnancy	0	
12	Opposition to use	1	0.1%
13	Respondent opposed	3	0.2%
14	Husband opposed	0	
15	Others opposed	2	0.2%
16	Religious prohibition	0	
17	Lack of knowledge	2	0.2%
18	Knows no method	1	0.1%
19	Knows no source	0	
20	Method related reasons	6	0.5%
21	Health concerns	0	
22	Fear of side effects	19	1.5%
23	Lack of access/too far	2	0.2%
24	Cost too much	0	
25	Inconvenient to use	0	
26	Interferes with body?s normal processes	1	0.1%
27	Method failure	2	0.2%
96	Other, specify	39	3.1%
98	Don't know	44	3.5%
Sysmiss		924	
Warning: these figures indicate the number of cases found in the data file. They cannot be interpreted as summary statistics of the population of interest.			
# sr_notusemeth_otherspec: Other reason not using any method of contraception, please specify:			
Information		[Type= discrete] [Format=character] [Missing=*]	
Statistics [NW/ W]		[Valid=39 /-]	
# sr_currmeth_avoidpreg_1: Which methods are you currently using?			
Information		[Type= discrete] [Format=numeric] [Range= 0-96] [Missing=*]	
Statistics [NW/ W]		[Valid=220 /-] [Invalid=1964 /-]	
Value	Label	Cases	Percentage
0	None	0	
1	Male condom	220	100.0%
2	Female condom	0	

# sr_currmeth_avoidpreg_1: Which methods are you currently using?			
Value	Label	Cases	Percentage
3	Female sterilization (?tubal ligation?)	0	
4	Male sterilization (?vasectomy?)	0	
5	IUD/loop	0	
6	Injectable contraceptives	0	
7	Implants	0	
8	Oral contraceptive pills	0	
9	Douching after sex	0	
10	Traditional methods	0	
93	Prefer not to answer	0	
96	Other, specify	0	
Sysmiss		1964	
Warning: these figures indicate the number of cases found in the data file. They cannot be interpreted as summary statistics of the population of interest.			
# sr_currmeth_avoidpreg_2: Which methods are you currently using?			
Information	[Type= discrete] [Format=numeric] [Range= 0-96] [Missing=*]		
Statistics [NW/ W]	[Valid=14 /-] [Invalid=2170 /-]		
Value	Label	Cases	Percentage
0	None	0	
1	Male condom	0	
2	Female condom	14	<div></div> 100.0%
3	Female sterilization (?tubal ligation?)	0	
4	Male sterilization (?vasectomy?)	0	
5	IUD/loop	0	
6	Injectable contraceptives	0	
7	Implants	0	
8	Oral contraceptive pills	0	
9	Douching after sex	0	
10	Traditional methods	0	
93	Prefer not to answer	0	
96	Other, specify	0	
Sysmiss		2170	
Warning: these figures indicate the number of cases found in the data file. They cannot be interpreted as summary statistics of the population of interest.			
# sr_currmeth_avoidpreg_5: Which methods are you currently using?			
Information	[Type= discrete] [Format=numeric] [Range= 0-96] [Missing=*]		
Statistics [NW/ W]	[Valid=6 /-] [Invalid=2178 /-]		
Value	Label	Cases	Percentage
0	None	0	
1	Male condom	0	
2	Female condom	0	
3	Female sterilization (?tubal ligation?)	0	
4	Male sterilization (?vasectomy?)	0	
5	IUD/loop	6	<div></div> 100.0%
6	Injectable contraceptives	0	
7	Implants	0	
8	Oral contraceptive pills	0	

# sr_currmeth_avoidpreg_5: Which methods are you currently using?				
Value	Label	Cases	Percentage	
9	Douching after sex	0		
10	Traditional methods	0		
93	Prefer not to answer	0		
96	Other, specify	0		
Sysmiss		2178		
Warning: these figures indicate the number of cases found in the data file. They cannot be interpreted as summary statistics of the population of interest.				
# sr_currmeth_avoidpreg_6: Which methods are you currently using?				
Information	[Type= discrete] [Format=numeric] [Range= 0-96] [Missing=*]			
Statistics [NW/ W]	[Valid=255 /-] [Invalid=1929 /-]			
Value	Label	Cases	Percentage	
0	None	0	<div><div></div></div> 100.0%	
1	Male condom	0		
2	Female condom	0		
3	Female sterilization (?tubal ligation?)	0		
4	Male sterilization (?vasectomy?)	0		
5	IUD/loop	0		
6	Injectable contraceptives	255		
7	Implants	0		
8	Oral contraceptive pills	0		
9	Douching after sex	0		
10	Traditional methods	0		
93	Prefer not to answer	0		
96	Other, specify	0		
Sysmiss		1929		
Warning: these figures indicate the number of cases found in the data file. They cannot be interpreted as summary statistics of the population of interest.				
# sr_currmeth_avoidpreg_7: Which methods are you currently using?				
Information	[Type= discrete] [Format=numeric] [Range= 0-96] [Missing=*]			
Statistics [NW/ W]	[Valid=35 /-] [Invalid=2149 /-]			
Value	Label	Cases	Percentage	
0	None	0	<div><div></div></div> 100.0%	
1	Male condom	0		
2	Female condom	0		
3	Female sterilization (?tubal ligation?)	0		
4	Male sterilization (?vasectomy?)	0		
5	IUD/loop	0		
6	Injectable contraceptives	0		
7	Implants	35		
8	Oral contraceptive pills	0		
9	Douching after sex	0		
10	Traditional methods	0		
93	Prefer not to answer	0		
96	Other, specify	0		
Sysmiss		2149		
Warning: these figures indicate the number of cases found in the data file. They cannot be interpreted as summary statistics of the population of interest.				

# sr_currmeth_avoidpreg_8: Which methods are you currently using?			
Information		[Type= discrete] [Format=numeric] [Range= 0-96] [Missing=*]	
Statistics [NW/ W]		[Valid=18 /-] [Invalid=2166 /-]	
Value	Label	Cases	Percentage
0	None	0	
1	Male condom	0	
2	Female condom	0	
3	Female sterilization (?tubal ligation?)	0	
4	Male sterilization (?vasectomy?)	0	
5	IUD/loop	0	
6	Injectable contraceptives	0	
7	Implants	0	
8	Oral contraceptive pills	18	<div><div></div></div> 100.0%
9	Douching after sex	0	
10	Traditional methods	0	
93	Prefer not to answer	0	
96	Other, specify	0	
Sysmiss		2166	
Warning: these figures indicate the number of cases found in the data file. They cannot be interpreted as summary statistics of the population of interest.			
# sr_currmeth_avoidpreg_9: Which methods are you currently using?			
Information		[Type= discrete] [Format=character] [Missing=*]	
Statistics [NW/ W]		[Valid=1 /-] [Invalid=0 /-]	
Value	Label	Cases	Percentage
9		1	<div><div></div></div> 100.0%
Warning: these figures indicate the number of cases found in the data file. They cannot be interpreted as summary statistics of the population of interest.			
# sr_currmeth_avoidpreg_93: Which methods are you currently using?			
Information		[Type= discrete] [Format=numeric] [Range= 0-96] [Missing=*]	
Statistics [NW/ W]		[Valid=2 /-] [Invalid=2182 /-]	
Value	Label	Cases	Percentage
0	None	0	
1	Male condom	0	
2	Female condom	0	
3	Female sterilization (?tubal ligation?)	0	
4	Male sterilization (?vasectomy?)	0	
5	IUD/loop	0	
6	Injectable contraceptives	0	
7	Implants	0	
8	Oral contraceptive pills	0	
9	Douching after sex	0	
10	Traditional methods	0	
93	Prefer not to answer	2	<div><div></div></div> 100.0%
96	Other, specify	0	
Sysmiss		2182	
Warning: these figures indicate the number of cases found in the data file. They cannot be interpreted as summary statistics of the population of interest.			

# sr_currmeth_avoidpreg_96: Which methods are you currently using?			
Information		[Type= discrete] [Format=numeric] [Range= 0-96] [Missing=*]	
Statistics [NW/ W]		[Valid=6 -/] [Invalid=2178 -/]	
Value	Label	Cases	Percentage
0	None	0	
1	Male condom	0	
2	Female condom	0	
3	Female sterilization (?tubal ligation?)	0	
4	Male sterilization (?vasectomy?)	0	
5	IUD/loop	0	
6	Injectable contraceptives	0	
7	Implants	0	
8	Oral contraceptive pills	0	
9	Douching after sex	0	
10	Traditional methods	0	
93	Prefer not to answer	0	
96	Other, specify	6	<div><div></div></div> 100.0%
Sysmiss		2178	
Warning: these figures indicate the number of cases found in the data file. They cannot be interpreted as summary statistics of the population of interest.			
# sr_currmeth_otherspec: Other method, please specify:			
Information		[Type= discrete] [Format=character] [Missing=*]	
Statistics [NW/ W]		[Valid=6 -/] [Invalid=0 -/]	
# sr_whatmeth_avoidpreg12mth: In the past 12 months, have you used any method to avoid getting pregnant?			
Information		[Type= discrete] [Format=numeric] [Range= 0-98] [Missing=*]	
Statistics [NW/ W]		[Valid=1852 -/] [Invalid=332 -/]	
Value	Label	Cases	Percentage
0	No, I have never had it	0	
1	Yes	414	<div><div></div></div> 22.4%
2	No	1437	<div><div></div></div> 77.6%
3	Yes, but not sure about the exact age	0	
90	I am not sure	0	
93	Prefer not to answer	1	<div><div></div></div> 0.1%
95	Not had sex with this partner in the last 4 weeks	0	
98	Don't know	0	
Sysmiss		332	
Warning: these figures indicate the number of cases found in the data file. They cannot be interpreted as summary statistics of the population of interest.			
# sr_meth_avoidpreg12mth_1: Which methods were you using?			
Information		[Type= discrete] [Format=numeric] [Range= 0-96] [Missing=*]	
Statistics [NW/ W]		[Valid=176 -/] [Invalid=2008 -/]	
Value	Label	Cases	Percentage
0	None	0	
1	Male condom	176	<div><div></div></div> 100.0%
2	Female condom	0	
3	Female sterilization (?tubal ligation?)	0	
4	Male sterilization (?vasectomy?)	0	

# sr_meth_avoidpreg12mth_1: Which methods were you using?			
Value	Label	Cases	Percentage
5	IUD/loop	0	
6	Injectable contraceptives	0	
7	Implants	0	
8	Oral contraceptive pills	0	
9	Douching after sex	0	
10	Traditional methods	0	
93	Prefer not to answer	0	
96	Other, specify	0	
Sysmiss		2008	
Warning: these figures indicate the number of cases found in the data file. They cannot be interpreted as summary statistics of the population of interest.			
# sr_meth_avoidpreg12mth_2: Which methods were you using?			
Information	[Type= discrete] [Format=numeric] [Range= 0-96] [Missing=*]		
Statistics [NW/ W]	[Valid=7 /-] [Invalid=2177 /-]		
Value	Label	Cases	Percentage
0	None	0	
1	Male condom	0	
2	Female condom	7	100.0%
3	Female sterilization (?tubal ligation?)	0	
4	Male sterilization (?vasectomy?)	0	
5	IUD/loop	0	
6	Injectable contraceptives	0	
7	Implants	0	
8	Oral contraceptive pills	0	
9	Douching after sex	0	
10	Traditional methods	0	
93	Prefer not to answer	0	
96	Other, specify	0	
Sysmiss		2177	
Warning: these figures indicate the number of cases found in the data file. They cannot be interpreted as summary statistics of the population of interest.			
# sr_meth_avoidpreg12mth_5: Which methods were you using?			
Information	[Type= discrete] [Format=numeric] [Range= 0-96] [Missing=*]		
Statistics [NW/ W]	[Valid=3 /-] [Invalid=2181 /-]		
Value	Label	Cases	Percentage
0	None	0	
1	Male condom	0	
2	Female condom	0	
3	Female sterilization (?tubal ligation?)	0	
4	Male sterilization (?vasectomy?)	0	
5	IUD/loop	3	100.0%
6	Injectable contraceptives	0	
7	Implants	0	
8	Oral contraceptive pills	0	
9	Douching after sex	0	
10	Traditional methods	0	

# sr_meth_avoidpreg12mth_5: Which methods were you using?			
Value	Label	Cases	Percentage
93	Prefer not to answer	0	
96	Other, specify	0	
Sysmiss		2181	
Warning: these figures indicate the number of cases found in the data file. They cannot be interpreted as summary statistics of the population of interest.			
# sr_meth_avoidpreg12mth_6: Which methods were you using?			
Information	[Type= discrete] [Format=numeric] [Range= 0-96] [Missing=*]		
Statistics [NW/ W]	[Valid=207 /-] [Invalid=1977 /-]		
Value	Label	Cases	Percentage
0	None	0	
1	Male condom	0	
2	Female condom	0	
3	Female sterilization (?tubal ligation?)	0	
4	Male sterilization (?vasectomy?)	0	
5	IUD/loop	0	
6	Injectable contraceptives	207	100.0%
7	Implants	0	
8	Oral contraceptive pills	0	
9	Douching after sex	0	
10	Traditional methods	0	
93	Prefer not to answer	0	
96	Other, specify	0	
Sysmiss		1977	
Warning: these figures indicate the number of cases found in the data file. They cannot be interpreted as summary statistics of the population of interest.			
# sr_meth_avoidpreg12mth_7: Which methods were you using?			
Information	[Type= discrete] [Format=numeric] [Range= 0-96] [Missing=*]		
Statistics [NW/ W]	[Valid=31 /-] [Invalid=2153 /-]		
Value	Label	Cases	Percentage
0	None	0	
1	Male condom	0	
2	Female condom	0	
3	Female sterilization (?tubal ligation?)	0	
4	Male sterilization (?vasectomy?)	0	
5	IUD/loop	0	
6	Injectable contraceptives	0	
7	Implants	31	100.0%
8	Oral contraceptive pills	0	
9	Douching after sex	0	
10	Traditional methods	0	
93	Prefer not to answer	0	
96	Other, specify	0	
Sysmiss		2153	
Warning: these figures indicate the number of cases found in the data file. They cannot be interpreted as summary statistics of the population of interest.			

# sr_meth_avoidpreg12mth_8: Which methods were you using?			
Information		[Type= discrete] [Format=numeric] [Range= 0-96] [Missing=*]	
Statistics [NW/ W]		[Valid=17 /-] [Invalid=2167 /-]	
Value	Label	Cases	Percentage
0	None	0	
1	Male condom	0	
2	Female condom	0	
3	Female sterilization (?tubal ligation?)	0	
4	Male sterilization (?vasectomy?)	0	
5	IUD/loop	0	
6	Injectable contraceptives	0	
7	Implants	0	
8	Oral contraceptive pills	17	100.0%
9	Douching after sex	0	
10	Traditional methods	0	
93	Prefer not to answer	0	
96	Other, specify	0	
Sysmiss		2167	
Warning: these figures indicate the number of cases found in the data file. They cannot be interpreted as summary statistics of the population of interest.			
# sr_meth_avoidpreg12mth_9: Which methods were you using?			
Information		[Type= discrete] [Format=numeric] [Range= 0-96] [Missing=*]	
Statistics [NW/ W]		[Valid=1 /-] [Invalid=2183 /-]	
Value	Label	Cases	Percentage
0	None	0	
1	Male condom	0	
2	Female condom	0	
3	Female sterilization (?tubal ligation?)	0	
4	Male sterilization (?vasectomy?)	0	
5	IUD/loop	0	
6	Injectable contraceptives	0	
7	Implants	0	
8	Oral contraceptive pills	0	
9	Douching after sex	1	100.0%
10	Traditional methods	0	
93	Prefer not to answer	0	
96	Other, specify	0	
Sysmiss		2183	
Warning: these figures indicate the number of cases found in the data file. They cannot be interpreted as summary statistics of the population of interest.			
# sr_meth_avoidpreg12mth_96: Which methods were you using?			
Information		[Type= discrete] [Format=numeric] [Range= 0-96] [Missing=*]	
Statistics [NW/ W]		[Valid=3 /-] [Invalid=2181 /-]	
Value	Label	Cases	Percentage
0	None	0	
1	Male condom	0	
2	Female condom	0	

# sr_meth_avoidpreg12mth_96: Which methods were you using?			
Value	Label	Cases	Percentage
3	Female sterilization (?tubal ligation?)	0	
4	Male sterilization (?vasectomy?)	0	
5	IUD/loop	0	
6	Injectable contraceptives	0	
7	Implants	0	
8	Oral contraceptive pills	0	
9	Douching after sex	0	
10	Traditional methods	0	
93	Prefer not to answer	0	
96	Other, specify	3	<div></div> 100.0%
Sysmiss		2181	
Warning: these figures indicate the number of cases found in the data file. They cannot be interpreted as summary statistics of the population of interest.			
# sr_meth_otherspec12mth: Other method, please specify:			
Information	[Type= discrete] [Format=character] [Missing=*]		
Statistics [NW/ W]	[Valid=3 /-] [Invalid=0 /-]		
Value	Label	Cases	Percentage
Abstinence		1	<div></div> 33.3%
Morning after pill		2	<div></div> 66.7%
Warning: these figures indicate the number of cases found in the data file. They cannot be interpreted as summary statistics of the population of interest.			
# sr_hivknw_onepartn: Can the risk of HIV transmission be reduced by having sex with only one uninfected			
Information	[Type= discrete] [Format=numeric] [Range= 0-98] [Missing=*]		
Statistics [NW/ W]	[Valid=1853 /-] [Invalid=331 /-]		
Value	Label	Cases	Percentage
0	No, I have never had it	0	
1	Yes	1634	<div></div> 88.2%
2	No	132	<div></div> 7.1%
3	Yes, but not sure about the exact age	0	
90	I am not sure	0	
93	Prefer not to answer	8	<div></div> 0.4%
95	Not had sex with this partner in the last 4 weeks	0	
98	Don't know	79	<div></div> 4.3%
Sysmiss		331	
Warning: these figures indicate the number of cases found in the data file. They cannot be interpreted as summary statistics of the population of interest.			
# sr_hivknw_usecondm: Can a person reduce the risk of getting HIV by using a condom every time they have sex?			
Information	[Type= discrete] [Format=numeric] [Range= 0-98] [Missing=*]		
Statistics [NW/ W]	[Valid=1853 /-] [Invalid=331 /-]		
Value	Label	Cases	Percentage
0	No, I have never had it	0	
1	Yes	1741	<div></div> 94.0%
2	No	69	<div></div> 3.7%
3	Yes, but not sure about the exact age	0	
90	I am not sure	0	

# sr_hivknw_usecondm: Can a person reduce the risk of getting HIV by using a condom every time they ha			
Value	Label	Cases	Percentage
93	Prefer not to answer	2	0.1%
95	Not had sex with this partner in the last 4 weeks	0	
98	Don't know	41	2.2%
Sysmiss		331	
Warning: these figures indicate the number of cases found in the data file. They cannot be interpreted as summary statistics of the population of interest.			
# sr_hivknw_healthpersn: Can a healthy-looking person have HIV?			
Information	[Type= discrete] [Format=numeric] [Range= 0-98] [Missing=*]		
Statistics [NW/ W]	[Valid=1853 /-] [Invalid=331 /-]		
Value	Label	Cases	Percentage
0	No, I have never had it	0	
1	Yes	1615	87.2%
2	No	162	8.7%
3	Yes, but not sure about the exact age	0	
90	I am not sure	0	
93	Prefer not to answer	2	0.1%
95	Not had sex with this partner in the last 4 weeks	0	
98	Don't know	74	4.0%
Sysmiss		331	
Warning: these figures indicate the number of cases found in the data file. They cannot be interpreted as summary statistics of the population of interest.			
# sr_hivknw_mosqu: Can a person get HIV from mosquito bites?			
Information	[Type= discrete] [Format=numeric] [Range= 0-98] [Missing=*]		
Statistics [NW/ W]	[Valid=1853 /-] [Invalid=331 /-]		
Value	Label	Cases	Percentage
0	No, I have never had it	0	
1	Yes	466	25.1%
2	No	1168	63.0%
3	Yes, but not sure about the exact age	0	
90	I am not sure	0	
93	Prefer not to answer	1	0.1%
95	Not had sex with this partner in the last 4 weeks	0	
98	Don't know	218	11.8%
Sysmiss		331	
Warning: these figures indicate the number of cases found in the data file. They cannot be interpreted as summary statistics of the population of interest.			
# sr_hivknw_sharefood: Can a person get HIV by sharing food with someone who is infected?			
Information	[Type= discrete] [Format=numeric] [Range= 0-98] [Missing=*]		
Statistics [NW/ W]	[Valid=1853 /-] [Invalid=331 /-]		
Value	Label	Cases	Percentage
0	No, I have never had it	0	
1	Yes	141	7.6%
2	No	1627	87.8%
3	Yes, but not sure about the exact age	0	
90	I am not sure	0	
93	Prefer not to answer	4	0.2%

sr_hivknw_sharefood: Can a person get HIV by sharing food with someone who is infected?

Value	Label	Cases	Percentage
95	Not had sex with this partner in the last 4 weeks	0	
98	Don't know	81	<div></div> 4.4%
Sysmiss		331	

Warning: these figures indicate the number of cases found in the data file. They cannot be interpreted as summary statistics of the population of interest.

File : AHRI.DREAMS.NestedCohort.SexualRelatSelFilled.2018.v1

project_id: REDCap Project Identifier

Information [Type= discrete] [Format=numeric] [Range= 319-319] [Missing=*]

Statistics [NW/ W] [Valid=2184 /-] [Invalid=0 /-]

Value	Label	Cases	Percentage
319		2184	100.0%

Warning: these figures indicate the number of cases found in the data file. They cannot be interpreted as summary statistics of the population of interest.

event_id: REDCap Event Identifier

Information [Type= discrete] [Format=numeric] [Range= 939-939] [Missing=*]

Statistics [NW/ W] [Valid=2184 /-] [Invalid=0 /-]

Value	Label	Cases	Percentage
939		2184	100.0%

Warning: these figures indicate the number of cases found in the data file. They cannot be interpreted as summary statistics of the population of interest.

cohort: Cohort Description

Information [Type= discrete] [Format=character] [Missing=*]

Statistics [NW/ W] [Valid=2184 /-] [Invalid=0 /-]

Value	Label	Cases	Percentage
Nested Cohort		2184	100.0%

Warning: these figures indicate the number of cases found in the data file. They cannot be interpreted as summary statistics of the population of interest.

round: Round Description

Information [Type= discrete] [Format=character] [Missing=*]

Statistics [NW/ W] [Valid=2184 /-] [Invalid=0 /-]

Value	Label	Cases	Percentage
Follow Up 1 - 2018		2184	100.0%

Warning: these figures indicate the number of cases found in the data file. They cannot be interpreted as summary statistics of the population of interest.

IIntId: Individual ID

Information [Type= continuous] [Format=numeric] [Range= 48-213726] [Missing=*]

Statistics [NW/ W] [Valid=2184 /-] [Invalid=0 /-] [Mean=96769.021 /-] [StdDev=45132.469 /-]

srs_everhadsex: Have you ever had sex?

Information [Type= discrete] [Format=numeric] [Range= 0-98] [Missing=*]

Statistics [NW/ W] [Valid=2045 /-] [Invalid=139 /-]

Value	Label	Cases	Percentage
0	No, I have never had it	0	
1	Yes	948	46.4%
2	No	1072	52.4%
3	Yes, but not sure about the exact age	0	
90	I am not sure	0	
93	Prefer not to answer	25	1.2%
95	Not had sex with this partner in the last 4 weeks	0	
98	Don't know	0	
Sysmiss		139	

Warning: these figures indicate the number of cases found in the data file. They cannot be interpreted as summary statistics of the population of interest.

File : AHRI.DREAMS.NestedCohort.SexualRelatSelFilled.2018.v1

srs_share_agefirstsex: Are you willing to share how old were you the first time you had sex, even if it

Information [Type= discrete] [Format=numeric] [Range= 0-98] [Missing=*]

Statistics [NW/ W] [Valid=883 /-] [Invalid=1301 /-]

Value	Label	Cases	Percentage
0	No, I have never had it	0	
1	Yes	583	66.0%
2	No	215	24.3%
3	Yes, but not sure about the exact age	0	
90	I am not sure	0	
93	Prefer not to answer	85	9.6%
95	Not had sex with this partner in the last 4 weeks	0	
98	Don't know	0	
Sysmiss		1301	

Warning: these figures indicate the number of cases found in the data file. They cannot be interpreted as summary statistics of the population of interest.

srs_agefirstsex: If you ever had sex (even if it was not your choice) how old were you the first

Information [Type= continuous] [Format=numeric] [Range= 1-2014] [Missing=*]

Statistics [NW/ W] [Valid=589 /-] [Invalid=1595 /-] [Mean=20.044 /-] [StdDev=82.344 /-]

srs_firstsexreas_1: What was/were the reason(s) you had sex the first time? [Circle all the relevan

Information [Type= discrete] [Format=numeric] [Range= 1-96] [Missing=*]

Statistics [NW/ W] [Valid=589 /-] [Invalid=1595 /-]

Value	Label	Cases	Percentage
1	To show love to my partner	589	100.0%
2	Curious /experimenting	0	
3	Wanted to / my own pleasure	0	
4	Sweet talked by my partner	0	
5	I felt I owed it to him	0	
6	Convinced with money	0	
7	Convinced with food	0	
8	Convinced with gifts	0	
9	Commercial sex work	0	
10	Pressure from friends/peers	0	
11	Pressure from parents / family	0	
12	Partner threatened to end relationship	0	
13	I was forced to have sex	0	
14	It just happened	0	
96	Other	0	
Sysmiss		1595	

Warning: these figures indicate the number of cases found in the data file. They cannot be interpreted as summary statistics of the population of interest.

srs_firstsexreas_10: What was/were the reason(s) you had sex the first time? [Circle all the relevan

Information [Type= discrete] [Format=numeric] [Range= 1-96] [Missing=*]

Statistics [NW/ W] [Valid=30 /-] [Invalid=2154 /-]

Value	Label	Cases	Percentage
1	To show love to my partner	0	

File : AHRI.DREAMS.NestedCohort.SexualRelatSelfFilled.2018.v1

srs_firstsexreas_10: What was/were the reason(s) you had sex the first time? [Circle all the relevan

Value	Label	Cases	Percentage
2	Curious /experimenting	0	
3	Wanted to / my own pleasure	0	
4	Sweet talked by my partner	0	
5	I felt I owed it to him	0	
6	Convinced with money	0	
7	Convinced with food	0	
8	Convinced with gifts	0	
9	Commercial sex work	0	
10	Pressure from friends/peers	30	100.0%
11	Pressure from parents / family	0	
12	Partner threatened to end relationship	0	
13	I was forced to have sex	0	
14	It just happened	0	
96	Other	0	
Sysmiss		2154	

Warning: these figures indicate the number of cases found in the data file. They cannot be interpreted as summary statistics of the population of interest.

srs_firstsexreas_11: What was/were the reason(s) you had sex the first time? [Circle all the relevan

Information	[Type= discrete] [Format=numeric] [Range= 1-96] [Missing=*]
Statistics [NW/ W]	[Valid=4 /-] [Invalid=2180 /-]

Value	Label	Cases	Percentage
1	To show love to my partner	0	
2	Curious /experimenting	0	
3	Wanted to / my own pleasure	0	
4	Sweet talked by my partner	0	
5	I felt I owed it to him	0	
6	Convinced with money	0	
7	Convinced with food	0	
8	Convinced with gifts	0	
9	Commercial sex work	0	
10	Pressure from friends/peers	0	
11	Pressure from parents / family	4	100.0%
12	Partner threatened to end relationship	0	
13	I was forced to have sex	0	
14	It just happened	0	
96	Other	0	
Sysmiss		2180	

Warning: these figures indicate the number of cases found in the data file. They cannot be interpreted as summary statistics of the population of interest.

srs_firstsexreas_12: What was/were the reason(s) you had sex the first time? [Circle all the relevan

Information	[Type= discrete] [Format=numeric] [Range= 1-96] [Missing=*]
Statistics [NW/ W]	[Valid=5 /-] [Invalid=2179 /-]

Value	Label	Cases	Percentage
1	To show love to my partner	0	

File : AHRI.DREAMS.NestedCohort.SexualRelatSelfFilled.2018.v1

srs_firstsexreas_12: What was/were the reason(s) you had sex the first time? [Circle all the relevan

Value	Label	Cases	Percentage
2	Curious /experimenting	0	
3	Wanted to / my own pleasure	0	
4	Sweet talked by my partner	0	
5	I felt I owed it to him	0	
6	Convinced with money	0	
7	Convinced with food	0	
8	Convinced with gifts	0	
9	Commercial sex work	0	
10	Pressure from friends/peers	0	
11	Pressure from parents / family	0	
12	Partner threatened to end relationship	5	100.0%
13	I was forced to have sex	0	
14	It just happened	0	
96	Other	0	
Sysmiss		2179	

Warning: these figures indicate the number of cases found in the data file. They cannot be interpreted as summary statistics of the population of interest.

srs_firstsexreas_13: What was/were the reason(s) you had sex the first time? [Circle all the relevan

Information	[Type= discrete] [Format=numeric] [Range= 1-96] [Missing=*]
Statistics [NW/ W]	[Valid=16 /-] [Invalid=2168 /-]

Value	Label	Cases	Percentage
1	To show love to my partner	0	
2	Curious /experimenting	0	
3	Wanted to / my own pleasure	0	
4	Sweet talked by my partner	0	
5	I felt I owed it to him	0	
6	Convinced with money	0	
7	Convinced with food	0	
8	Convinced with gifts	0	
9	Commercial sex work	0	
10	Pressure from friends/peers	0	
11	Pressure from parents / family	0	
12	Partner threatened to end relationship	0	
13	I was forced to have sex	16	100.0%
14	It just happened	0	
96	Other	0	
Sysmiss		2168	

Warning: these figures indicate the number of cases found in the data file. They cannot be interpreted as summary statistics of the population of interest.

srs_firstsexreas_14: What was/were the reason(s) you had sex the first time? [Circle all the relevan

Information	[Type= discrete] [Format=numeric] [Range= 1-96] [Missing=*]
Statistics [NW/ W]	[Valid=218 /-] [Invalid=1966 /-]

Value	Label	Cases	Percentage
1	To show love to my partner	0	

File : AHRI.DREAMS.NestedCohort.SexualRelatSelfFilled.2018.v1

srs_firstsexreas_14: What was/were the reason(s) you had sex the first time? [Circle all the relevant]

Value	Label	Cases	Percentage
2	Curious /experimenting	0	
3	Wanted to / my own pleasure	0	
4	Sweet talked by my partner	0	
5	I felt I owed it to him	0	
6	Convinced with money	0	
7	Convinced with food	0	
8	Convinced with gifts	0	
9	Commercial sex work	0	
10	Pressure from friends/peers	0	
11	Pressure from parents / family	0	
12	Partner threatened to end relationship	0	
13	I was forced to have sex	0	
14	It just happened	218	100.0%
96	Other	0	
Sysmiss		1966	

Warning: these figures indicate the number of cases found in the data file. They cannot be interpreted as summary statistics of the population of interest.

srs_firstsexreas_2: What was/were the reason(s) you had sex the first time? [Circle all the relevant]

Information	[Type= discrete] [Format=numeric] [Range= 1-96] [Missing=*]
Statistics [NW/ W]	[Valid=21 /-] [Invalid=2163 /-]

Value	Label	Cases	Percentage
1	To show love to my partner	0	
2	Curious /experimenting	21	100.0%
3	Wanted to / my own pleasure	0	
4	Sweet talked by my partner	0	
5	I felt I owed it to him	0	
6	Convinced with money	0	
7	Convinced with food	0	
8	Convinced with gifts	0	
9	Commercial sex work	0	
10	Pressure from friends/peers	0	
11	Pressure from parents / family	0	
12	Partner threatened to end relationship	0	
13	I was forced to have sex	0	
14	It just happened	0	
96	Other	0	
Sysmiss		2163	

Warning: these figures indicate the number of cases found in the data file. They cannot be interpreted as summary statistics of the population of interest.

srs_firstsexreas_3: What was/were the reason(s) you had sex the first time? [Circle all the relevant]

Information	[Type= discrete] [Format=numeric] [Range= 1-96] [Missing=*]
Statistics [NW/ W]	[Valid=113 /-] [Invalid=2071 /-]

Value	Label	Cases	Percentage
1	To show love to my partner	0	

File : AHRI.DREAMS.NestedCohort.SexualRelatSelfFilled.2018.v1

srs_firstsexreas_3: What was/were the reason(s) you had sex the first time? [Circle all the relevant]

Value	Label	Cases	Percentage
2	Curious /experimenting	0	
3	Wanted to / my own pleasure	113	100.0%
4	Sweet talked by my partner	0	
5	I felt I owed it to him	0	
6	Convinced with money	0	
7	Convinced with food	0	
8	Convinced with gifts	0	
9	Commercial sex work	0	
10	Pressure from friends/peers	0	
11	Pressure from parents / family	0	
12	Partner threatened to end relationship	0	
13	I was forced to have sex	0	
14	It just happened	0	
96	Other	0	
Sysmiss		2071	

Warning: these figures indicate the number of cases found in the data file. They cannot be interpreted as summary statistics of the population of interest.

srs_firstsexreas_4: What was/were the reason(s) you had sex the first time? [Circle all the relevant]

Information	[Type= discrete] [Format=numeric] [Range= 1-96] [Missing=*]
Statistics [NW/ W]	[Valid=39 /-] [Invalid=2145 /-]

Value	Label	Cases	Percentage
1	To show love to my partner	0	
2	Curious /experimenting	0	
3	Wanted to / my own pleasure	0	
4	Sweet talked by my partner	39	100.0%
5	I felt I owed it to him	0	
6	Convinced with money	0	
7	Convinced with food	0	
8	Convinced with gifts	0	
9	Commercial sex work	0	
10	Pressure from friends/peers	0	
11	Pressure from parents / family	0	
12	Partner threatened to end relationship	0	
13	I was forced to have sex	0	
14	It just happened	0	
96	Other	0	
Sysmiss		2145	

Warning: these figures indicate the number of cases found in the data file. They cannot be interpreted as summary statistics of the population of interest.

srs_firstsexreas_5: What was/were the reason(s) you had sex the first time? [Circle all the relevant]

Information	[Type= discrete] [Format=numeric] [Range= 1-96] [Missing=*]
Statistics [NW/ W]	[Valid=14 /-] [Invalid=2170 /-]

Value	Label	Cases	Percentage
1	To show love to my partner	0	

File : AHRI.DREAMS.NestedCohort.SexualRelatSelFilled.2018.v1

srs_firstsexreas_5: What was/were the reason(s) you had sex the first time? [Circle all the relevant]

Value	Label	Cases	Percentage
2	Curious /experimenting	0	
3	Wanted to / my own pleasure	0	
4	Sweet talked by my partner	0	
5	I felt I owed it to him	14	100.0%
6	Convinced with money	0	
7	Convinced with food	0	
8	Convinced with gifts	0	
9	Commercial sex work	0	
10	Pressure from friends/peers	0	
11	Pressure from parents / family	0	
12	Partner threatened to end relationship	0	
13	I was forced to have sex	0	
14	It just happened	0	
96	Other	0	
Sysmiss		2170	

Warning: these figures indicate the number of cases found in the data file. They cannot be interpreted as summary statistics of the population of interest.

srs_firstsexreas_6: What was/were the reason(s) you had sex the first time? [Circle all the relevant]

Information	[Type= discrete] [Format=numeric] [Range= 1-96] [Missing=*]
Statistics [NW/ W]	[Valid=6 /-] [Invalid=2178 /-]

Value	Label	Cases	Percentage
1	To show love to my partner	0	
2	Curious /experimenting	0	
3	Wanted to / my own pleasure	0	
4	Sweet talked by my partner	0	
5	I felt I owed it to him	0	
6	Convinced with money	6	100.0%
7	Convinced with food	0	
8	Convinced with gifts	0	
9	Commercial sex work	0	
10	Pressure from friends/peers	0	
11	Pressure from parents / family	0	
12	Partner threatened to end relationship	0	
13	I was forced to have sex	0	
14	It just happened	0	
96	Other	0	
Sysmiss		2178	

Warning: these figures indicate the number of cases found in the data file. They cannot be interpreted as summary statistics of the population of interest.

srs_firstsexreas_8: What was/were the reason(s) you had sex the first time? [Circle all the relevant]

Information	[Type= discrete] [Format=numeric] [Range= 1-96] [Missing=*]
Statistics [NW/ W]	[Valid=4 /-] [Invalid=2180 /-]

Value	Label	Cases	Percentage
1	To show love to my partner	0	

File : AHRI.DREAMS.NestedCohort.SexualRelatSelfFilled.2018.v1

srs_firstsexreas_8: What was/were the reason(s) you had sex the first time? [Circle all the relevant]

Value	Label	Cases	Percentage
2	Curious /experimenting	0	
3	Wanted to / my own pleasure	0	
4	Sweet talked by my partner	0	
5	I felt I owed it to him	0	
6	Convinced with money	0	
7	Convinced with food	0	
8	Convinced with gifts	4	100.0%
9	Commercial sex work	0	
10	Pressure from friends/peers	0	
11	Pressure from parents / family	0	
12	Partner threatened to end relationship	0	
13	I was forced to have sex	0	
14	It just happened	0	
96	Other	0	
Sysmiss		2180	

Warning: these figures indicate the number of cases found in the data file. They cannot be interpreted as summary statistics of the population of interest.

srs_firstsexreas_9: What was/were the reason(s) you had sex the first time? [Circle all the relevant]

Information	[Type= discrete] [Format=numeric] [Range= 1-96] [Missing=*]
Statistics [NW/ W]	[Valid=2 /-] [Invalid=2182 /-]

Value	Label	Cases	Percentage
1	To show love to my partner	0	
2	Curious /experimenting	0	
3	Wanted to / my own pleasure	0	
4	Sweet talked by my partner	0	
5	I felt I owed it to him	0	
6	Convinced with money	0	
7	Convinced with food	0	
8	Convinced with gifts	0	
9	Commercial sex work	2	100.0%
10	Pressure from friends/peers	0	
11	Pressure from parents / family	0	
12	Partner threatened to end relationship	0	
13	I was forced to have sex	0	
14	It just happened	0	
96	Other	0	
Sysmiss		2182	

Warning: these figures indicate the number of cases found in the data file. They cannot be interpreted as summary statistics of the population of interest.

srs_firstsexreas_96: What was/were the reason(s) you had sex the first time? [Circle all the relevant]

Information	[Type= discrete] [Format=numeric] [Range= 1-96] [Missing=*]
Statistics [NW/ W]	[Valid=24 /-] [Invalid=2160 /-]

Value	Label	Cases	Percentage
1	To show love to my partner	0	

File : AHRI.DREAMS.NestedCohort.SexualRelatSelfFilled.2018.v1

srs_firstsexreas_96: What was/were the reason(s) you had sex the first time? [Circle all the relevant]

Value	Label	Cases	Percentage
2	Curious /experimenting	0	
3	Wanted to / my own pleasure	0	
4	Sweet talked by my partner	0	
5	I felt I owed it to him	0	
6	Convinced with money	0	
7	Convinced with food	0	
8	Convinced with gifts	0	
9	Commercial sex work	0	
10	Pressure from friends/peers	0	
11	Pressure from parents / family	0	
12	Partner threatened to end relationship	0	
13	I was forced to have sex	0	
14	It just happened	0	
96	Other	24	100.0%
Sysmiss		2160	

Warning: these figures indicate the number of cases found in the data file. They cannot be interpreted as summary statistics of the population of interest.

srs_firstsexreas_oth: What was/were the reason(s) you had sex the first time? [Circle all the relevant]

Information	[Type= discrete] [Format=character] [Missing=*]
Statistics [NW/ W]	[Valid=19 /-] [Invalid=0 /-]

Value	Label	Cases	Percentage
0		1	5.3%
Abangani bami babethi kumnandi		1	5.3%
Angikaze ngenze isex		1	5.3%
Because I love him.		1	5.3%
I wanted to		1	5.3%
I was forced		1	5.3%
I was just want to have a sex nothing much		1	5.3%
Kwasekfik iskhathi		1	5.3%
Kwazenzakalela		1	5.3%
Love		1	5.3%
Nami ngase ngfuna		1	5.3%
Ngacabanga youth sekuyisikhathi		1	5.3%
Ngangithanda		1	5.3%
Ngazitshela ukuth sengikulungele		1	5.3%

File : AHRI.DREAMS.NestedCohort.SexualRelatSelfFilled.2018.v1

srs_firstsexreas_oth: What was/were the reason(s) you had sex the first time? [Circle all the relevant reasons]

Value	Label	Cases	Percentage
clubs nomntwana			
Not willing to answer		1	5.3%
Rape		1	5.3%
Thando		1	5.3%
Ukulutheka		1	5.3%
Uthando		1	5.3%

Warning: these figures indicate the number of cases found in the data file. They cannot be interpreted as summary statistics of the population of interest.

srs_firstsexwho: When you had sex for the first time, even if it was not your choice, with whom did you have sex?

Information	[Type= discrete] [Format=numeric] [Range= 1-98] [Missing=*]
Statistics [NW/ W]	[Valid=938 /-] [Invalid=1246 /-]

Value	Label	Cases	Percentage
1	Husband/wife (married or living as married)	34	3.6%
2	Fiance/Boyfriend/Girlfriend	770	82.1%
3	Casual partner known to me before having sex	74	7.9%
4	Stranger	13	1.4%
5	Teacher / official in my school	4	0.4%
6	My employer	2	0.2%
7	A family member	3	0.3%
8	Neighbour	5	0.5%
9	Raped	12	1.3%
10	Someone else	10	1.1%
98	I can't remember	11	1.2%
Sysmiss		1246	

Warning: these figures indicate the number of cases found in the data file. They cannot be interpreted as summary statistics of the population of interest.

srs_firstsex_gift_fem: The first time you had sex, were you given gifts or money by your sexual partner?

Information	[Type= discrete] [Format=numeric] [Range= 1-4] [Missing=*]
Statistics [NW/ W]	[Valid=761 /-] [Invalid=1423 /-]

Value	Label	Cases	Percentage
1	I was given gifts before or after having sex	72	9.5%
2	I was given money before or after having sex	58	7.6%
3	I was given both gifts and money before or after having sex	51	6.7%
4	I have not been given gifts or money	580	76.2%
Sysmiss		1423	

Warning: these figures indicate the number of cases found in the data file. They cannot be interpreted as summary statistics of the population of interest.

srs_firstsex_gift_mal: The first time you had sex, did you give gifts or money to your sexual partner?

Information	[Type= discrete] [Format=numeric] [Range= 1-4] [Missing=*]
Statistics [NW/ W]	[Valid=1 /-] [Invalid=2183 /-]

Value	Label	Cases	Percentage
1	I was given gifts before or after having sex	1	100.0%
2	I was given money before or after having sex	0	

File : AHRI.DREAMS.NestedCohort.SexualRelatSelfFilled.2018.v1

srs_firstsex_gift_mal: The first time you had sex, did you give gifts or money to your sexual partner?

Value	Label	Cases	Percentage
3	I was given both gifts and money before or after having sex	0	
4	I have not been given gifts or money	0	
Sysmiss		2183	

Warning: these figures indicate the number of cases found in the data file. They cannot be interpreted as summary statistics of the population of interest.

srs_firstsex_preg: When you first had sex, what did you or your partner do to protect you against p

Information	[Type= discrete] [Format=numeric] [Range= 1-98] [Missing=*]
Statistics [NW/ W]	[Valid=944 /-] [Invalid=1240 /-]

Value	Label	Cases	Percentage
1	None	407	43.1%
2	Rhythm method	7	0.7%
3	Withdrawal: Pulled penis out before ejaculation	65	6.9%
4	Put a male condom on just before ejaculation	247	26.2%
5	Used a male condom throughout	142	15.0%
6	Female condom	26	2.8%
7	On the pill (female)	8	0.8%
8	Using an injectable contraceptive (female)	6	0.6%
9	IUD	1	0.1%
10	Implants	6	0.6%
11	We used traditional herbs	2	0.2%
98	Don't know	27	2.9%
Sysmiss		1240	

Warning: these figures indicate the number of cases found in the data file. They cannot be interpreted as summary statistics of the population of interest.

srs_firstsex_hiv: When you first had sex, did you or your partner do anything to protect you again

Information	[Type= discrete] [Format=numeric] [Range= 1-96] [Missing=*]
Statistics [NW/ W]	[Valid=949 /-] [Invalid=1235 /-]

Value	Label	Cases	Percentage
1	Used a condom	563	59.3%
2	No	374	39.4%
3	Spermicides / vaginal cream or foam	8	0.8%
96	Other specify	4	0.4%
Sysmiss		1235	

Warning: these figures indicate the number of cases found in the data file. They cannot be interpreted as summary statistics of the population of interest.

srs_firstsex_hivoth: Please specify other method of protection against HIV

Information	[Type= discrete] [Format=character] [Missing=*]
Statistics [NW/ W]	[Valid=4 /-] [Invalid=0 /-]

srs_firstsex_knwstatus: Did you know the HIV status of your first partner at the time when you first had

Information	[Type= discrete] [Format=numeric] [Range= 0-98] [Missing=*]
Statistics [NW/ W]	[Valid=841 /-] [Invalid=1343 /-]

Value	Label	Cases	Percentage
0	No, I have never had it	0	
1	Yes	510	60.6%

File : AHRI.DREAMS.NestedCohort.SexualRelatSelfFilled.2018.v1

srs_firstsex_knwstatus: Did you know the HIV status of your first partner at the time when you first had

Value	Label	Cases	Percentage
2	No	304	36.1%
3	Yes, but not sure about the exact age	0	
90	I am not sure	0	
93	Prefer not to answer	9	1.1%
95	Not had sex with this partner in the last 4 weeks	0	
98	Don't know	18	2.1%
Sysmiss		1343	

Warning: these figures indicate the number of cases found in the data file. They cannot be interpreted as summary statistics of the population of interest.

srs_firstsex_statusis: What was the HIV status of your first partner at the time when you first had sex

Information	[Type= discrete] [Format=numeric] [Range= 0-93] [Missing=*]
Statistics [NW/ W]	[Valid=510 /-] [Invalid=1674 /-]

Value	Label	Cases	Percentage
0	Negative	464	91.0%
1	Positive	12	2.4%
93	Prefer not to answer	34	6.7%
Sysmiss		1674	

Warning: these figures indicate the number of cases found in the data file. They cannot be interpreted as summary statistics of the population of interest.

srs_firstsex_useart: Did you know if your first partner was taking ART at the time when you first had

Information	[Type= discrete] [Format=numeric] [Range= 0-98] [Missing=*]
Statistics [NW/ W]	[Valid=11 /-] [Invalid=2173 /-]

Value	Label	Cases	Percentage
0	No, I have never had it	0	
1	Yes	5	45.5%
2	No	3	27.3%
3	Yes, but not sure about the exact age	0	
90	I am not sure	0	
93	Prefer not to answer	0	
95	Not had sex with this partner in the last 4 weeks	0	
98	Don't know	3	27.3%
Sysmiss		2173	

Warning: these figures indicate the number of cases found in the data file. They cannot be interpreted as summary statistics of the population of interest.

srs_share_partnagfirstsex: Are you willing to share how old was the person you first had sex with, even if

Information	[Type= discrete] [Format=numeric] [Range= 0-98] [Missing=*]
Statistics [NW/ W]	[Valid=864 /-] [Invalid=1320 /-]

Value	Label	Cases	Percentage
0	No, I have never had it	0	
1	Yes	403	46.6%
2	No	238	27.5%
3	Yes, but not sure about the exact age	125	14.5%
90	I am not sure	0	
93	Prefer not to answer	98	11.3%

File : AHRI.DREAMS.NestedCohort.SexualRelatSelfFilled.2018.v1

srs_share_partnagetfirstsex: Are you willing to share how old was the person you first had sex with, even if

Value	Label	Cases	Percentage
95	Not had sex with this partner in the last 4 weeks	0	
98	Don't know	0	
Sysmiss		1320	

Warning: these figures indicate the number of cases found in the data file. They cannot be interpreted as summary statistics of the population of interest.

srs_partnagetfirstsex: How old was the person you first had sex with, even if it was forced or not your

Information	[Type= continuous] [Format=numeric] [Range= 1-35] [Missing=*]
Statistics [NW/ W]	[Valid=403 /-] [Invalid=1781 /-] [Mean=20.501 /-] [StdDev=3.618 /-]

srs_firstestmage: Was this person:

Information	[Type= discrete] [Format=numeric] [Range= 0-2] [Missing=*]
Statistics [NW/ W]	[Valid=126 /-] [Invalid=2058 /-]

Value	Label	Cases	Percentage
0	Older	67	53.2%
1	Younger	9	7.1%
2	Same age	50	39.7%
Sysmiss		2058	

Warning: these figures indicate the number of cases found in the data file. They cannot be interpreted as summary statistics of the population of interest.

srs_firstestmyears: How many years younger/older?

Information	[Type= discrete] [Format=numeric] [Range= 1-4] [Missing=*]
Statistics [NW/ W]	[Valid=79 /-] [Invalid=2105 /-]

Value	Label	Cases	Percentage
1	1-2 years	18	22.8%
2	3-4 years	30	38.0%
3	5-10 years	10	12.7%
4	10+ years	21	26.6%
Sysmiss		2105	

Warning: these figures indicate the number of cases found in the data file. They cannot be interpreted as summary statistics of the population of interest.

srs_share_agesecsecondsex: Are you willing to share how old you were when you first had sex with your secon

Information	[Type= discrete] [Format=numeric] [Range= 0-98] [Missing=*]
Statistics [NW/ W]	[Valid=876 /-] [Invalid=1308 /-]

Value	Label	Cases	Percentage
0	No, I have never had it	307	35.0%
1	Yes	319	36.4%
2	No	187	21.3%
3	Yes, but not sure about the exact age	0	
90	I am not sure	0	
93	Prefer not to answer	63	7.2%
95	Not had sex with this partner in the last 4 weeks	0	
98	Don't know	0	
Sysmiss		1308	

Warning: these figures indicate the number of cases found in the data file. They cannot be interpreted as summary statistics of the population of interest.

File : AHRI.DREAMS.NestedCohort.SexualRelatSelfFilled.2018.v1

srs_agesecondsex: How old were you the first time you had sex with your second sexual partner? If

Information [Type= continuous] [Format=numeric] [Range= 0-1811111] [Missing=*]

Statistics [NW/ W] [Valid=321 -] [Invalid=1863 -] [Mean=5660.103 -] [StdDev=101085.35 -]

srs_sharelife_numsexpartn: Are you willing to share the number of different people have you had sex with in

Information [Type= discrete] [Format=numeric] [Range= 0-98] [Missing=*]

Statistics [NW/ W] [Valid=766 -] [Invalid=1418 -]

Value	Label	Cases	Percentage
0	No, I have never had it	0	
1	Yes	232	30.3%
2	No	459	59.9%
3	Yes, but not sure about the exact age	0	
90	I am not sure	0	
93	Prefer not to answer	75	9.8%
95	Not had sex with this partner in the last 4 weeks	0	
98	Don't know	0	
Sysmiss		1418	

Warning: these figures indicate the number of cases found in the data file. They cannot be interpreted as summary statistics of the population of interest.

srs_life_numsexpartn: How many different people have you had sex with in your lifetime (including your

Information [Type= continuous] [Format=numeric] [Range= 0-23] [Missing=*]

Statistics [NW/ W] [Valid=231 -] [Invalid=1953 -] [Mean=1.883 -] [StdDev=2.189 -]

srs_share12mth_numsexpartn: Are you willing to share the number of different people have you had sex with in

Information [Type= discrete] [Format=numeric] [Range= 0-98] [Missing=*]

Statistics [NW/ W] [Valid=763 -] [Invalid=1421 -]

Value	Label	Cases	Percentage
0	No, I have never had it	0	
1	Yes	182	23.9%
2	No	465	60.9%
3	Yes, but not sure about the exact age	0	
90	I am not sure	0	
93	Prefer not to answer	57	7.5%
95	Not had sex with this partner in the last 4 weeks	59	7.7%
98	Don't know	0	
Sysmiss		1421	

Warning: these figures indicate the number of cases found in the data file. They cannot be interpreted as summary statistics of the population of interest.

srs_12mth_numsexpartn: How many people have you had sex with in the past 12 months (including your husb

Information [Type= discrete] [Format=numeric] [Range= -1-5] [Missing=*]

Statistics [NW/ W] [Valid=181 -] [Invalid=2003 -]

sr_12mth_newsexpartn: Of the number of partners you had in the last 12 months, how many of these partn

Information [Type= discrete] [Format=numeric] [Range= 0-6] [Missing=*]

Statistics [NW/ W] [Valid=151 -] [Invalid=2033 -]

srs_share_numsexrelat: Sometimes people have more than one sexual relationship at the same time.

Information [Type= discrete] [Format=numeric] [Range= 0-98] [Missing=*]

File : AHRI.DREAMS.NestedCohort.SexualRelatSelfFilled.2018.v1

srs_share_numsexrelat: Sometimes people have more than one sexual relationship at the same time.

Statistics [NW/ W] [Valid=764 -] [Invalid=1420 -]

Value	Label	Cases	Percentage
0	No, I have never had it	0	
1	Yes	202	26.4%
2	No	489	64.0%
3	Yes, but not sure about the exact age	0	
90	I am not sure	0	
93	Prefer not to answer	73	9.6%
95	Not had sex with this partner in the last 4 weeks	0	
98	Don't know	0	
Sysmiss		1420	

Warning: these figures indicate the number of cases found in the data file. They cannot be interpreted as summary statistics of the population of interest.

srs_numsexrelat: How many sexual relationships are you in at the moment (if you do not know, plea

Information [Type= discrete] [Format=numeric] [Range= 0-6] [Missing=*]

Statistics [NW/ W] [Valid=201 -] [Invalid=1983 -]

srs_transsex_women: In the past 12 months, have you ever had sex with anyone (for a short period of

Information [Type= discrete] [Format=numeric] [Range= 0-98] [Missing=*]

Statistics [NW/ W] [Valid=765 -] [Invalid=1419 -]

Value	Label	Cases	Percentage
0	No, I have never had it	0	
1	Yes	73	9.5%
2	No	636	83.1%
3	Yes, but not sure about the exact age	0	
90	I am not sure	0	
93	Prefer not to answer	56	7.3%
95	Not had sex with this partner in the last 4 weeks	0	
98	Don't know	0	
Sysmiss		1419	

Warning: these figures indicate the number of cases found in the data file. They cannot be interpreted as summary statistics of the population of interest.

srs_share_transsex: Are you willing to share with how many different people have you become sexually

Information [Type= discrete] [Format=numeric] [Range= 0-98] [Missing=*]

Statistics [NW/ W] [Valid=766 -] [Invalid=1418 -]

Value	Label	Cases	Percentage
0	No, I have never had it	451	58.9%
1	Yes	81	10.6%
2	No	177	23.1%
3	Yes, but not sure about the exact age	0	
90	I am not sure	0	
93	Prefer not to answer	57	7.4%
95	Not had sex with this partner in the last 4 weeks	0	
98	Don't know	0	
Sysmiss		1418	

File : AHRI.DREAMS.NestedCohort.SexualRelatSelfFilled.2018.v1

srs_share_transsex: Are you willing to share with how many different people have you become sexually

Warning: these figures indicate the number of cases found in the data file. They cannot be interpreted as summary statistics of the population of interest.

srs_transsex_num: In the past 12 months how many different people have you become sexually involve




Information [Type= discrete] [Format=numeric] [Range= 0-4] [Missing=*]

Statistics [NW/ W] [Valid=81 /-] [Invalid=2103 /-]

srs_sexworker: Some people have sex with other people for a living; would you consider yourself

Information [Type= discrete] [Format=numeric] [Range= 0-98] [Missing=*]

Statistics [NW/ W] [Valid=765 /-] [Invalid=1419 /-]





Value	Label	Cases	Percentage
0	No, I have never had it	0	
1	Yes	59	 7.7%
2	No	670	 87.6%
3	Yes, but not sure about the exact age	0	
90	I am not sure	0	
93	Prefer not to answer	36	 4.7%
95	Not had sex with this partner in the last 4 weeks	0	
98	Don't know	0	
Sysmiss		1419	

Warning: these figures indicate the number of cases found in the data file. They cannot be interpreted as summary statistics of the population of interest.

srs_usecondom3months: Have you used a condom during sex in the past 3 months?

Information [Type= discrete] [Format=numeric] [Range= 0-98] [Missing=*]

Statistics [NW/ W] [Valid=766 /-] [Invalid=1418 /-]

Value	Label	Cases	Percentage
0	No, I have never had it	113	 14.8%
1	Yes	404	 52.7%
2	No	215	 28.1%
3	Yes, but not sure about the exact age	0	
90	I am not sure	0	
93	Prefer not to answer	34	 4.4%
95	Not had sex with this partner in the last 4 weeks	0	
98	Don't know	0	
Sysmiss		1418	

Warning: these figures indicate the number of cases found in the data file. They cannot be interpreted as summary statistics of the population of interest.

# srs_usecondomlasttime: Did you use a condom the LAST time you had sex (whether it was forced or agreed)			
Information	[Type= discrete] [Format=numeric] [Range= 0-98] [Missing=*]		
Statistics [NW/ W]	[Valid=766 /-] [Invalid=1418 /-]		
Value	Label	Cases	Percentage
0	No, I have never had it	0	
1	Yes	422	<div><div></div></div> 55.1%
2	No	296	<div><div></div></div> 38.6%
3	Yes, but not sure about the exact age	0	
90	I am not sure	0	
93	Prefer not to answer	48	<div><div></div></div> 6.3%
95	Not had sex with this partner in the last 4 weeks	0	
98	Don't know	0	
Sysmiss		1418	
Warning: these figures indicate the number of cases found in the data file. They cannot be interpreted as summary statistics of the population of interest.			
# srs_condomless_1month: Have you had any sex without a condom in the last month? (condom less sex)			
Information	[Type= discrete] [Format=numeric] [Range= 0-98] [Missing=*]		
Statistics [NW/ W]	[Valid=766 /-] [Invalid=1418 /-]		
Value	Label	Cases	Percentage
0	No, I have never had it	0	
1	Yes	285	<div><div></div></div> 37.2%
2	No	445	<div><div></div></div> 58.1%
3	Yes, but not sure about the exact age	0	
90	I am not sure	0	
93	Prefer not to answer	36	<div><div></div></div> 4.7%
95	Not had sex with this partner in the last 4 weeks	0	
98	Don't know	0	
Sysmiss		1418	
Warning: these figures indicate the number of cases found in the data file. They cannot be interpreted as summary statistics of the population of interest.			
# srs_condomless12months: Have you had any sex without a condom in the last 12 months? (condom less sex)			
Information	[Type= discrete] [Format=numeric] [Range= 0-98] [Missing=*]		
Statistics [NW/ W]	[Valid=444 /-] [Invalid=1740 /-]		
Value	Label	Cases	Percentage
0	No, I have never had it	0	
1	Yes	117	<div><div></div></div> 26.4%
2	No	316	<div><div></div></div> 71.2%
3	Yes, but not sure about the exact age	0	
90	I am not sure	0	
93	Prefer not to answer	11	<div><div></div></div> 2.5%
95	Not had sex with this partner in the last 4 weeks	0	
98	Don't know	0	
Sysmiss		1740	
Warning: these figures indicate the number of cases found in the data file. They cannot be interpreted as summary statistics of the population of interest.			
# srs_recnt1_sexin12mths: Have you had sex with this person in the past 12 months? Most recent partner			
Information	[Type= discrete] [Format=numeric] [Range= 0-98] [Missing=*]		
Statistics [NW/ W]	[Valid=173 /-] [Invalid=2011 /-]		

# srs_recnt1_sexin12mths: Have you had sex with this person in the past 12 months? Most recent partner			
Value	Label	Cases	Percentage
0	No, I have never had it	0	
1	Yes	139	<div><div></div></div> 80.3%
2	No	25	<div><div></div></div> 14.5%
3	Yes, but not sure about the exact age	0	
90	I am not sure	0	
93	Prefer not to answer	5	<div><div></div></div> 2.9%
95	Not had sex with this partner in the last 4 weeks	0	
98	Don't know	4	<div><div></div></div> 2.3%
Sysmiss		2011	
Warning: these figures indicate the number of cases found in the data file. They cannot be interpreted as summary statistics of the population of interest.			
# srs_recnt1_relationship: When you last had sex with this person, what was your relationship to that perso			
Information	[Type= discrete] [Format=numeric] [Range= 1-93] [Missing=*]		
Statistics [NW/ W]	[Valid=139 /-] [Invalid=2045 /-]		
Value	Label	Cases	Percentage
1	We were married, or in a civil partnership, or living together as a couple	6	<div><div></div></div> 4.3%
2	We were in a steady relationship	121	<div><div></div></div> 87.1%
3	We had previously been married or in a civil partnership, or living together as a couple, but were not at that time	2	<div><div></div></div> 1.4%
4	We had previously been in a steady relationship, but were not at that time	4	<div><div></div></div> 2.9%
5	We had known each other before, but were not in a steady relationship at that time	2	<div><div></div></div> 1.4%
6	We did not know each other at that time	1	<div><div></div></div> 0.7%
93	Prefer not to answer	3	<div><div></div></div> 2.2%
Sysmiss		2045	
Warning: these figures indicate the number of cases found in the data file. They cannot be interpreted as summary statistics of the population of interest.			
# srs_recnt1_currelation: What is your current relationship status with [name]? Most recent partner			
Information	[Type= discrete] [Format=numeric] [Range= 1-98] [Missing=*]		
Statistics [NW/ W]	[Valid=139 /-] [Invalid=2045 /-]		
Value	Label	Cases	Percentage
1	We are still in a relationship and will have sex again	110	<div><div></div></div> 79.1%
2	Our relationship is not continuing but we might have sex again	3	<div><div></div></div> 2.2%
3	Our relationship has completely ended	10	<div><div></div></div> 7.2%
93	Prefer not to answer	10	<div><div></div></div> 7.2%
98	Don't know	6	<div><div></div></div> 4.3%
Sysmiss		2045	
Warning: these figures indicate the number of cases found in the data file. They cannot be interpreted as summary statistics of the population of interest.			
# srs_recnt1_partnwork: What are the main kinds of work/activities [name] does/has done over the last 12			
Information	[Type= discrete] [Format=numeric] [Range= 1-98] [Missing=*]		
Statistics [NW/ W]	[Valid=139 /-] [Invalid=2045 /-]		
Value	Label	Cases	Percentage
1	Full-time employment	42	<div><div></div></div> 30.2%
2	No, Not employeeed	26	<div><div></div></div> 18.7%

# srs_recnt1_partnwork: What are the main kinds of work/activities [name] does/has done over the last 12			
Value	Label	Cases	Percentage
3	Part-time employment	30	<div><div></div></div> 21.6%
4	Studying	32	<div><div></div></div> 23.0%
93	Prefer not to answer	0	
98	Don't know	9	<div><div></div></div> 6.5%
Sysmiss		2045	
Warning: these figures indicate the number of cases found in the data file. They cannot be interpreted as summary statistics of the population of interest.			
# srs_recnt1_highlevledu: What was the highest level of education of [name]? Most recent partner			
Information	[Type= discrete] [Format=numeric] [Range= 0-98] [Missing=*]		
Statistics [NW/ W]	[Valid=139 /-] [Invalid=2045 /-]		
Value	Label	Cases	Percentage
0	None	2	<div><div></div></div> 1.4%
1	Some primary	3	<div><div></div></div> 2.2%
2	Some secondary	34	<div><div></div></div> 24.5%
3	Completed secondary/matrikulated	62	<div><div></div></div> 44.6%
4	Certificate	5	<div><div></div></div> 3.6%
5	Diploma	9	<div><div></div></div> 6.5%
6	Bachelors degree	13	<div><div></div></div> 9.4%
7	Bachelors + Diploma	2	<div><div></div></div> 1.4%
8	Honours	1	<div><div></div></div> 0.7%
93	Prefer not to answer	1	<div><div></div></div> 0.7%
98	Don't know	7	<div><div></div></div> 5.0%
Sysmiss		2045	
Warning: these figures indicate the number of cases found in the data file. They cannot be interpreted as summary statistics of the population of interest.			
# srs_recnt1_sharetimeago: Are you willing to share long ago did you first have sex with this person? Most			
Information	[Type= discrete] [Format=numeric] [Range= 0-98] [Missing=*]		
Statistics [NW/ W]	[Valid=139 /-] [Invalid=2045 /-]		
Value	Label	Cases	Percentage
0	No, I have never had it	0	
1	Yes	62	<div><div></div></div> 44.6%
2	No	63	<div><div></div></div> 45.3%
3	Yes, but not sure about the exact age	0	
90	I am not sure	0	
93	Prefer not to answer	7	<div><div></div></div> 5.0%
95	Not had sex with this partner in the last 4 weeks	0	
98	Don't know	7	<div><div></div></div> 5.0%
Sysmiss		2045	
Warning: these figures indicate the number of cases found in the data file. They cannot be interpreted as summary statistics of the population of interest.			
# srs_recnt1_timeago: How long ago did you first have sex with this person (if you do not know, please			
Information	[Type= discrete] [Format=numeric] [Range= 1-19] [Missing=*]		
Statistics [NW/ W]	[Valid=62 /-] [Invalid=2122 /-]		
# srs_recnt1_timeagounit: Is value in. Most recent partner			
Information	[Type= discrete] [Format=numeric] [Range= 1-4] [Missing=*]		
Statistics [NW/ W]	[Valid=62 /-] [Invalid=2122 /-]		

# srs_recnt1_timeagounit: Is value in. Most recent partner			
Value	Label	Cases	Percentage
1	Days	4	<div><div></div></div> 6.5%
2	Weeks	5	<div><div></div></div> 8.1%
3	Months	15	<div><div></div></div> 24.2%
4	Years	38	<div><div></div></div> 61.3%
Sysmiss		2122	
Warning: these figures indicate the number of cases found in the data file. They cannot be interpreted as summary statistics of the population of interest.			
# srs_recnt1_sharelasttime: Are you willing to share when was the last time you had sex with this person? Mo			
Information	[Type= discrete] [Format=numeric] [Range= 0-98] [Missing=*]		
Statistics [NW/ W]	[Valid=139 /-] [Invalid=2045 /-]		
Value	Label	Cases	Percentage
0	No, I have never had it	0	
1	Yes	75	<div><div></div></div> 54.0%
2	No	55	<div><div></div></div> 39.6%
3	Yes, but not sure about the exact age	0	
90	I am not sure	0	
93	Prefer not to answer	5	<div><div></div></div> 3.6%
95	Not had sex with this partner in the last 4 weeks	0	
98	Don't know	4	<div><div></div></div> 2.9%
Sysmiss		2045	
Warning: these figures indicate the number of cases found in the data file. They cannot be interpreted as summary statistics of the population of interest.			
# srs_recnt1_lasttime: When was the last time you had sex with this person (if you do not know, please			
Information	[Type= continuous] [Format=numeric] [Range= 1-2017] [Missing=*]		
Statistics [NW/ W]	[Valid=75 /-] [Invalid=2109 /-] [Mean=31.267 /-] [StdDev=232.472 /-]		
# srs_recnt1_lasttimeunit: Is value in. Most recent partner			
Information	[Type= discrete] [Format=numeric] [Range= 1-4] [Missing=*]		
Statistics [NW/ W]	[Valid=75 /-] [Invalid=2109 /-]		
Value	Label	Cases	Percentage
1	Days	19	<div><div></div></div> 25.3%
2	Weeks	8	<div><div></div></div> 10.7%
3	Months	43	<div><div></div></div> 57.3%
4	Years	5	<div><div></div></div> 6.7%
Sysmiss		2109	
Warning: these figures indicate the number of cases found in the data file. They cannot be interpreted as summary statistics of the population of interest.			
# srs_recnt1_shareage: Are you willing to share the age of this person? Most recent partner			
Information	[Type= discrete] [Format=numeric] [Range= 0-98] [Missing=*]		
Statistics [NW/ W]	[Valid=139 /-] [Invalid=2045 /-]		
Value	Label	Cases	Percentage
0	No, I have never had it	0	
1	Yes	103	<div><div></div></div> 74.1%
2	No	32	<div><div></div></div> 23.0%
3	Yes, but not sure about the exact age	0	
90	I am not sure	0	

# srs_recnt1_shareage: Are you willing to share the age of this person? Most recent partner			
Value	Label	Cases	Percentage
93	Prefer not to answer	3	<div><div></div></div> 2.2%
95	Not had sex with this partner in the last 4 weeks	0	
98	Don't know	1	<div><div></div></div> 0.7%
Sysmiss		2045	
Warning: these figures indicate the number of cases found in the data file. They cannot be interpreted as summary statistics of the population of interest.			
# srs_recnt1_personage: How old is this person (if you do not know, please make your best guess)? [in ye			
Information	[Type= continuous] [Format=numeric] [Range= 1-38] [Missing=*]		
Statistics [NW/ W]	[Valid=103 /-] [Invalid=2081 /-] [Mean=23.699 /-] [StdDev=4.531 /-]		
# srs_recnt1_hhmember: Is this person a member of this household? Most recent partner			
Information	[Type= discrete] [Format=numeric] [Range= 0-98] [Missing=*]		
Statistics [NW/ W]	[Valid=139 /-] [Invalid=2045 /-]		
Value	Label	Cases	Percentage
0	No, I have never had it	0	
1	Yes	3	<div><div></div></div> 2.2%
2	No	129	<div><div></div></div> 92.8%
3	Yes, but not sure about the exact age	0	
90	I am not sure	0	
93	Prefer not to answer	4	<div><div></div></div> 2.9%
95	Not had sex with this partner in the last 4 weeks	0	
98	Don't know	3	<div><div></div></div> 2.2%
Sysmiss		2045	
Warning: these figures indicate the number of cases found in the data file. They cannot be interpreted as summary statistics of the population of interest.			
# srs_recnt1_personreside: Where does this person normally reside? Most recent partner			
Information	[Type= discrete] [Format=numeric] [Range= 1-98] [Missing=*]		
Statistics [NW/ W]	[Valid=139 /-] [Invalid=2045 /-]		
Value	Label	Cases	Percentage
1	Same house	4	<div><div></div></div> 2.9%
2	Same community	52	<div><div></div></div> 37.4%
3	Outside the district, but in the Mpukunyoni area	38	<div><div></div></div> 27.3%
4	Outside the Mpukunyoni area but in Hlabisa District	16	<div><div></div></div> 11.5%
5	Outside the Hlabisa District but inside KwaZulu-Natal	21	<div><div></div></div> 15.1%
6	Outside of KwaZulu-Natal	6	<div><div></div></div> 4.3%
93	Prefer not to answer	2	<div><div></div></div> 1.4%
98	Don?t know	0	
Sysmiss		2045	
Warning: these figures indicate the number of cases found in the data file. They cannot be interpreted as summary statistics of the population of interest.			
# srs_recnt1_isigodi: In which Isigodi does this person normally reside? Most recent partner			
Information	[Type= discrete] [Format=numeric] [Range= 1-98] [Missing=*]		
Statistics [NW/ W]	[Valid=38 /-] [Invalid=2146 /-]		
Value	Label	Cases	Percentage
1	Ebaswazini	0	
2	Esiyembeni	3	<div><div></div></div> 7.9%

# srs_recnt1_isigodi: In which Isigodi does this person normally reside? Most recent partner			
Value	Label	Cases	Percentage
3	Gunjaneni	4	<div></div> 10.5%
4	Kwahoho	0	
5	KwaMsane township	6	<div></div> 15.8%
6	KwaMsane reserve	3	<div></div> 7.9%
10	Macambini	1	<div></div> 2.6%
11	Machibini	2	<div></div> 5.3%
12	Mahunjini	0	
13	Mapheleni	0	
14	Mshaya	0	
15	Myeki	0	
16	Nkolokotho	4	<div></div> 10.5%
17	Nkombose	2	<div></div> 5.3%
18	Nomathiya	0	
19	Nqopheni	0	
20	Ogengele	3	<div></div> 7.9%
21	Ophaphasi	0	
22	Makhambane	0	
23	Nsolweni	0	
24	Ophondweni	5	<div></div> 13.2%
25	Madwaleni	0	
26	Mfekayi	1	<div></div> 2.6%
27	Mvutshini	1	<div></div> 2.6%
28	Nkundusi	0	
29	Qakwini	0	
30	Shikishela	1	<div></div> 2.6%
31	Nompondo	0	
93	Prefer not to answer	0	
96	Other	2	<div></div> 5.3%
98	Don't know	0	
Sysmiss		2146	
Warning: these figures indicate the number of cases found in the data file. They cannot be interpreted as summary statistics of the population of interest.			
# srs_recnt1_lastconduse: Did you use a condom the last time you had sex with this person? Most recent par			
Information		[Type= discrete] [Format=numeric] [Range= 0-98] [Missing=*]	
Statistics [NW/ W]		[Valid=139 /-] [Invalid=2045 /-]	
Value	Label	Cases	Percentage
0	No, I have never had it	0	
1	Yes	74	<div></div> 53.2%
2	No	61	<div></div> 43.9%
3	Yes, but not sure about the exact age	0	
90	I am not sure	0	
93	Prefer not to answer	2	<div></div> 1.4%
95	Not had sex with this partner in the last 4 weeks	0	
98	Don't know	2	<div></div> 1.4%
Sysmiss		2045	
Warning: these figures indicate the number of cases found in the data file. They cannot be interpreted as summary statistics of the population of interest.			

# srs_recnt1_buylastcondom: If yes, who brought the condom the last time you had sex with [name]? Most recent			
Information	[Type= discrete] [Format=numeric] [Range= 1-98] [Missing=*]		
Statistics [NW/ W]	[Valid=74 /-] [Invalid=2110 /-]		
Value	Label	Cases	Percentage
1	Respondent	5	<div><div></div></div> 6.8%
2	Partner	68	<div><div></div></div> 91.9%
93	Prefer not to answer	1	<div><div></div></div> 1.4%
98	Don't remember	0	
Sysmiss		2110	
Warning: these figures indicate the number of cases found in the data file. They cannot be interpreted as summary statistics of the population of interest.			
# srs_recnt1_whylastcondom: If no, why did you or [name] NOT use a condom? (last sex) Most recent partner			
Information	[Type= discrete] [Format=numeric] [Range= 1-98] [Missing=*]		
Statistics [NW/ W]	[Valid=61 /-] [Invalid=2123 /-]		
Value	Label	Cases	Percentage
1	I don't like condoms/interfere with pleasure	13	<div><div></div></div> 21.3%
2	My partner does not like condoms/ interfere with pleasure	9	<div><div></div></div> 14.8%
3	We did not have a condom/condom not available/no money	10	<div><div></div></div> 16.4%
4	I have no control over condom use/I was afraid of violence if suggested condoms	0	
5	I trust my partner	14	<div><div></div></div> 23.0%
6	I know my partner is HIV negative	4	<div><div></div></div> 6.6%
7	I was too drunk/My partner was too drunk	0	
8	Because he is circumcised	1	<div><div></div></div> 1.6%
9	I/my partner is trying to have a baby	2	<div><div></div></div> 3.3%
10	Because I/my partner is taking ART	0	
11	Religious reasons	0	
93	Prefer not to answer	2	<div><div></div></div> 3.3%
98	Don't know	6	<div><div></div></div> 9.8%
Sysmiss		2123	
Warning: these figures indicate the number of cases found in the data file. They cannot be interpreted as summary statistics of the population of interest.			
# srs_recnt1_firstconduse: The first time you had sex with [name], did you/your partner use a male or female			
Information	[Type= discrete] [Format=numeric] [Range= 0-98] [Missing=*]		
Statistics [NW/ W]	[Valid=139 /-] [Invalid=2045 /-]		
Value	Label	Cases	Percentage
0	No, I have never had it	0	
1	Yes	75	<div><div></div></div> 54.0%
2	No	55	<div><div></div></div> 39.6%
3	Yes, but not sure about the exact age	0	
90	I am not sure	0	
93	Prefer not to answer	6	<div><div></div></div> 4.3%
95	Not had sex with this partner in the last 4 weeks	0	
98	Don't know	3	<div><div></div></div> 2.2%
Sysmiss		2045	
Warning: these figures indicate the number of cases found in the data file. They cannot be interpreted as summary statistics of the population of interest.			

# srs_recnt1_buyfirstcondom: If yes, who brought the condom the first time you had sex with [name]? Most rece			
Information	[Type= discrete] [Format=numeric] [Range= 1-98] [Missing=*]		
Statistics [NW/ W]	[Valid=76 /-] [Invalid=2108 /-]		
Value	Label	Cases	Percentage
1	Respondent	5	<div><div></div></div> 6.6%
2	Partner	69	<div><div></div></div> 90.8%
93	Prefer not to answer	0	
98	Don?t remember	2	<div><div></div></div> 2.6%
Sysmiss		2108	
Warning: these figures indicate the number of cases found in the data file. They cannot be interpreted as summary statistics of the population of interest.			
# srs_recnt1_whyfirstcondom: If no, why did you or [name] NOT use a condom? (first sex) Most recent partner			
Information	[Type= discrete] [Format=numeric] [Range= 1-98] [Missing=*]		
Statistics [NW/ W]	[Valid=55 /-] [Invalid=2129 /-]		
Value	Label	Cases	Percentage
1	I don?t like condoms/interfere with pleasure	9	<div><div></div></div> 16.4%
2	My partner does not like condoms/ interfere with pleasure	7	<div><div></div></div> 12.7%
3	We did not have a condom/condom not available/no money	15	<div><div></div></div> 27.3%
4	I have no control over condom use/I was afraid of violence if suggested condoms	0	
5	I trust my partner	15	<div><div></div></div> 27.3%
6	I know my partner is HIV negative	1	<div><div></div></div> 1.8%
7	I was too drunk/My partner was too drunk	0	
8	Because he is circumcised	0	
9	I/my partner is trying to have a baby	1	<div><div></div></div> 1.8%
10	Because I/my partner is taking ART	0	
11	Religious reasons	1	<div><div></div></div> 1.8%
93	Prefer not to answer	2	<div><div></div></div> 3.6%
98	Don't know	4	<div><div></div></div> 7.3%
Sysmiss		2129	
Warning: these figures indicate the number of cases found in the data file. They cannot be interpreted as summary statistics of the population of interest.			
# srs_recnt1_freqconduse: How often have you and [name] used male or female condoms? Most recent partner			
Information	[Type= discrete] [Format=numeric] [Range= 1-93] [Missing=*]		
Statistics [NW/ W]	[Valid=139 /-] [Invalid=2045 /-]		
Value	Label	Cases	Percentage
1	All of the time	48	<div><div></div></div> 34.5%
2	Sometimes	68	<div><div></div></div> 48.9%
3	Never	17	<div><div></div></div> 12.2%
93	Prefer not to answer	6	<div><div></div></div> 4.3%
Sysmiss		2045	
Warning: these figures indicate the number of cases found in the data file. They cannot be interpreted as summary statistics of the population of interest.			
# srs_recnt1_aclohbefore: Did you drink alcohol before the last time you had sex with [name]? Most recent			
Information	[Type= discrete] [Format=numeric] [Range= 0-98] [Missing=*]		
Statistics [NW/ W]	[Valid=139 /-] [Invalid=2045 /-]		
Value	Label	Cases	Percentage
0	No, I have never had it	0	

# srs_recnt1_aclohbefore: Did you drink alcohol before the last time you had sex with [name]? Most recent			
Value	Label	Cases	Percentage
1	Yes	10	<div><div></div></div> 7.2%
2	No	127	<div><div></div></div> 91.4%
3	Yes, but not sure about the exact age	0	
90	I am not sure	0	
93	Prefer not to answer	2	<div><div></div></div> 1.4%
95	Not had sex with this partner in the last 4 weeks	0	
98	Don't know	0	
Sysmiss		2045	
Warning: these figures indicate the number of cases found in the data file. They cannot be interpreted as summary statistics of the population of interest.			
# srs_recnt1_giftlast: The last time you had sex with [name], did you give or were you given a gift in			
Information	[Type= discrete] [Format=numeric] [Range= 1-93] [Missing=*]		
Statistics [NW/ W]	[Valid=139 /-] [Invalid=2045 /-]		
Value	Label	Cases	Percentage
1	Yes, I received gift	9	<div><div></div></div> 6.5%
2	No, I did not give or receive gift	120	<div><div></div></div> 86.3%
3	Yes, I gave gift	2	<div><div></div></div> 1.4%
93	Prefer not to answer	8	<div><div></div></div> 5.8%
Sysmiss		2045	
Warning: these figures indicate the number of cases found in the data file. They cannot be interpreted as summary statistics of the population of interest.			
# srs_recnt1_moneylast: The last time you had sex with [name], did you give or were you given money in o			
Information	[Type= discrete] [Format=numeric] [Range= 1-93] [Missing=*]		
Statistics [NW/ W]	[Valid=139 /-] [Invalid=2045 /-]		
Value	Label	Cases	Percentage
1	Yes, I received money	8	<div><div></div></div> 5.8%
2	No, I did not give or receive money	117	<div><div></div></div> 84.2%
3	Yes, I gave money	2	<div><div></div></div> 1.4%
93	Prefer not to answer	12	<div><div></div></div> 8.6%
Sysmiss		2045	
Warning: these figures indicate the number of cases found in the data file. They cannot be interpreted as summary statistics of the population of interest.			
# srs_recnt1_sharenumsex4wks: Are you willing to share the number of times you had sex with this person over t			
Information	[Type= discrete] [Format=numeric] [Range= 0-98] [Missing=*]		
Statistics [NW/ W]	[Valid=139 /-] [Invalid=2045 /-]		
Value	Label	Cases	Percentage
0	No, I have never had it	0	
1	Yes	29	<div><div></div></div> 20.9%
2	No	0	
3	Yes, but not sure about the exact age	0	
90	I am not sure	0	
93	Prefer not to answer	34	<div><div></div></div> 24.5%
95	Not had sex with this partner in the last 4 weeks	76	<div><div></div></div> 54.7%
98	Don't know	0	
Sysmiss		2045	
Warning: these figures indicate the number of cases found in the data file. They cannot be interpreted as summary statistics of the population of interest.			

# sc_recnt1_numsex4wks: Over the past four weeks, how many times have you had sex with this person? Most			
Information	[Type= discrete] [Format=numeric] [Range= 0-6] [Missing=*]		
Statistics [NW/ W]	[Valid=29 /-] [Invalid=2155 /-]		
# srs_recnt1_knwpartnstatus: Do you know the HIV status of [name]? Most recent partner			
Information	[Type= discrete] [Format=numeric] [Range= 0-98] [Missing=*]		
Statistics [NW/ W]	[Valid=139 /-] [Invalid=2045 /-]		
Value	Label	Cases	Percentage
0	No, I have never had it	0	
1	Yes	97	<div><div></div></div> 69.8%
2	No	35	<div><div></div></div> 25.2%
3	Yes, but not sure about the exact age	0	
90	I am not sure	0	
93	Prefer not to answer	2	<div><div></div></div> 1.4%
95	Not had sex with this partner in the last 4 weeks	0	
98	Don't know	5	<div><div></div></div> 3.6%
Sysmiss		2045	
Warning: these figures indicate the number of cases found in the data file. They cannot be interpreted as summary statistics of the population of interest.			
# srs_recnt1_partnstatus: What is the HIV status of [name]? Most recent partner			
Information	[Type= discrete] [Format=numeric] [Range= 0-93] [Missing=*]		
Statistics [NW/ W]	[Valid=97 /-] [Invalid=2087 /-]		
Value	Label	Cases	Percentage
0	Negative	7	<div><div></div></div> 7.2%
1	Positive	87	<div><div></div></div> 89.7%
93	Prefer not to answer	3	<div><div></div></div> 3.1%
Sysmiss		2087	
Warning: these figures indicate the number of cases found in the data file. They cannot be interpreted as summary statistics of the population of interest.			
# srs_recnt1_howknowstatus: How did you find out their HIV status? Most recent partner			
Information	[Type= discrete] [Format=numeric] [Range= 1-96] [Missing=*]		
Statistics [NW/ W]	[Valid=97 /-] [Invalid=2087 /-]		
Value	Label	Cases	Percentage
1	Partner told me	39	<div><div></div></div> 40.2%
2	We tested together	35	<div><div></div></div> 36.1%
3	I saw/heard about the results another way	14	<div><div></div></div> 14.4%
5	I just know	7	<div><div></div></div> 7.2%
93	I prefer not to answer	2	<div><div></div></div> 2.1%
96	Other	0	
Sysmiss		2087	
Warning: these figures indicate the number of cases found in the data file. They cannot be interpreted as summary statistics of the population of interest.			
# srs_recnt1_knowstat_oth: Please specify details on other way you find out about the person's HIV status?			
Information	[Type= discrete] [Format=character] [Missing=*]		
Statistics [NW/ W]	[Valid=0 /-] [Invalid=0 /-]		
# srs_recnt1_partn_onart: Do you know if [name]is taking ART? Most recent partner			
Information	[Type= discrete] [Format=numeric] [Range= 0-98] [Missing=*]		
Statistics [NW/ W]	[Valid=7 /-] [Invalid=2177 /-]		

# srs_recnt1_partn_onart: Do you know if [name]is taking ART? Most recent partner			
Value	Label	Cases	Percentage
0	No, I have never had it	0	
1	Yes	4	<div></div> 57.1%
2	No	2	<div></div> 28.6%
3	Yes, but not sure about the exact age	0	
90	I am not sure	0	
93	Prefer not to answer	0	
95	Not had sex with this partner in the last 4 weeks	0	
98	Don't know	1	<div></div> 14.3%
Sysmiss		2177	
Warning: these figures indicate the number of cases found in the data file. They cannot be interpreted as summary statistics of the population of interest.			
# srs_recnt1_knowyourhivstat: Does this person know your current HIV status? Most recent partner			
Information	[Type= discrete] [Format=numeric] [Range= 0-98] [Missing=*]		
Statistics [NW/ W]	[Valid=139 /-] [Invalid=2045 /-]		
Value	Label	Cases	Percentage
0	No, I have never had it	0	
1	Yes	116	<div></div> 83.5%
2	No	22	<div></div> 15.8%
3	Yes, but not sure about the exact age	0	
90	I am not sure	0	
93	Prefer not to answer	1	<div></div> 0.7%
95	Not had sex with this partner in the last 4 weeks	0	
98	Don't know	0	
Sysmiss		2045	
Warning: these figures indicate the number of cases found in the data file. They cannot be interpreted as summary statistics of the population of interest.			
# srs_recnt1_takeprep: During your relationship with [name] in the past year, did you take PrEP to prev			
Information	[Type= discrete] [Format=numeric] [Range= 0-98] [Missing=*]		
Statistics [NW/ W]	[Valid=139 /-] [Invalid=2045 /-]		
Value	Label	Cases	Percentage
0	No, I have never had it	0	
1	Yes	15	<div></div> 10.8%
2	No	113	<div></div> 81.3%
3	Yes, but not sure about the exact age	0	
90	I am not sure	0	
93	Prefer not to answer	7	<div></div> 5.0%
95	Not had sex with this partner in the last 4 weeks	0	
98	Don't know	4	<div></div> 2.9%
Sysmiss		2045	
Warning: these figures indicate the number of cases found in the data file. They cannot be interpreted as summary statistics of the population of interest.			
# srs_recnt1_no_prepreas: Why did you decide not to take PrEP? Most recent partner			
Information	[Type= discrete] [Format=numeric] [Range= 1-96] [Missing=*]		
Statistics [NW/ W]	[Valid=114 /-] [Invalid=2070 /-]		
Value	Label	Cases	Percentage
1	I do not know about it	96	<div></div> 84.2%

# srs_recnt1_no_prepreas: Why did you decide not to take PrEP? Most recent partner			
Value	Label	Cases	Percentage
2	I do not feel that I need it	6	<div><div></div></div> 5.3%
3	I am worried about its side effects or safety	2	<div><div></div></div> 1.8%
4	It is inconvenient to go through the process at the clinic	2	<div><div></div></div> 1.8%
93	I prefer not to answer	7	<div><div></div></div> 6.1%
96	Other	1	<div><div></div></div> 0.9%
Sysmiss		2070	
Warning: these figures indicate the number of cases found in the data file. They cannot be interpreted as summary statistics of the population of interest.			
# srs_recnt1_no_prepoth: Please specify other reason for not taking PREP. Most recent partner			
Information	[Type= discrete] [Format=character] [Missing=*]		
Statistics [NW/ W]	[Valid=1 /-] [Invalid=0 /-]		
Value	Label	Cases	Percentage
Bengingakazi ngayo		1	<div><div></div></div> 100.0%
Warning: these figures indicate the number of cases found in the data file. They cannot be interpreted as summary statistics of the population of interest.			
# srs_recnt1_patnr_othsex: Over the past 12 months, during your relationships with X do you know or suspect			
Information	[Type= discrete] [Format=numeric] [Range= 1-98] [Missing=*]		
Statistics [NW/ W]	[Valid=139 /-] [Invalid=2045 /-]		
Value	Label	Cases	Percentage
1	Yes- I know with another spouse	11	<div><div></div></div> 7.9%
2	No, I know this partner did not have other partners	44	<div><div></div></div> 31.7%
3	Yes- I know with another partner or partners	17	<div><div></div></div> 12.2%
4	Yes- I believe there was another partner or partners	23	<div><div></div></div> 16.5%
93	Prefer not to answer	0	
98	Don't know	44	<div><div></div></div> 31.7%
Sysmiss		2045	
Warning: these figures indicate the number of cases found in the data file. They cannot be interpreted as summary statistics of the population of interest.			
# srs_recnt2_sixin12mths: Have you had sex with this person in the past 12 months? Second most recent part			
Information	[Type= discrete] [Format=numeric] [Range= 0-98] [Missing=*]		
Statistics [NW/ W]	[Valid=33 /-] [Invalid=2151 /-]		
Value	Label	Cases	Percentage
0	No, I have never had it	0	
1	Yes	14	<div><div></div></div> 42.4%
2	No	14	<div><div></div></div> 42.4%
3	Yes, but not sure about the exact age	0	
90	I am not sure	0	
93	Prefer not to answer	4	<div><div></div></div> 12.1%
95	Not had sex with this partner in the last 4 weeks	0	
98	Don't know	1	<div><div></div></div> 3.0%
Sysmiss		2151	
Warning: these figures indicate the number of cases found in the data file. They cannot be interpreted as summary statistics of the population of interest.			
# srs_recnt2_relationship: When you last had sex with this person, what was your relationship to that perso			
Information	[Type= discrete] [Format=numeric] [Range= 1-93] [Missing=*]		
Statistics [NW/ W]	[Valid=14 /-] [Invalid=2170 /-]		

srs_recnt2_relationship: When you last had sex with this person, what was your relationship to that perso

Value	Label	Cases	Percentage
1	We were married, or in a civil partnership, or living together as a couple	1	7.1%
2	We were in a steady relationship	8	57.1%
3	We had previously been married or in a civil partnership, or living together as a couple, but were not at that time	0	
4	We had previously been in a steady relationship, but were not at that time	2	14.3%
5	We had known each other before, but were not in a steady relationship at that time	0	
6	We did not know each other at that time	1	7.1%
93	Prefer not to answer	2	14.3%
Sysmiss		2170	

Warning: these figures indicate the number of cases found in the data file. They cannot be interpreted as summary statistics of the population of interest.

srs_recnt2_currelation: What is your current relationship status with [name]? Second most recent partne

Information	[Type= discrete] [Format=numeric] [Range= 1-98] [Missing=*]
Statistics [NW/ W]	[Valid=14 /-] [Invalid=2170 /-]

Value	Label	Cases	Percentage
1	We are still in a relationship and will have sex again	8	57.1%
2	Our relationship is not continuing but we might have sex again	1	7.1%
3	Our relationship has completely ended	1	7.1%
93	Prefer not to answer	2	14.3%
98	Don't know	2	14.3%
Sysmiss		2170	

Warning: these figures indicate the number of cases found in the data file. They cannot be interpreted as summary statistics of the population of interest.

srs_recnt2_partnwork: What are the main kinds of work/activities [name] does/has done over the last 12

Information	[Type= discrete] [Format=numeric] [Range= 1-98] [Missing=*]
Statistics [NW/ W]	[Valid=14 /-] [Invalid=2170 /-]

Value	Label	Cases	Percentage
1	Full-time employment	2	14.3%
2	No, Not employeeed	2	14.3%
3	Part-time employment	5	35.7%
4	Studying	4	28.6%
93	Prefer not to answer	0	
98	Don't know	1	7.1%
Sysmiss		2170	

Warning: these figures indicate the number of cases found in the data file. They cannot be interpreted as summary statistics of the population of interest.

srs_recnt2_highlevledu: What was the highest level of education of [name]? Second most recent partner

Information	[Type= discrete] [Format=numeric] [Range= 0-98] [Missing=*]
Statistics [NW/ W]	[Valid=14 /-] [Invalid=2170 /-]

Value	Label	Cases	Percentage
0	None	0	
1	Some primary	1	7.1%
2	Some secondary	5	35.7%
3	Completed secondary/matrikulated	4	28.6%

# srs_recnt2_highlevledu: What was the highest level of education of [name]? Second most recent partner			
Value	Label	Cases	Percentage
4	Certificate	2	<div><div></div></div> 14.3%
5	Diploma	1	<div><div></div></div> 7.1%
6	Bachelors degree	0	
7	Bachelors + Diploma	0	
8	Honours	0	
93	Prefer not to answer	0	
98	Don't know	1	<div><div></div></div> 7.1%
Sysmiss		2170	
Warning: these figures indicate the number of cases found in the data file. They cannot be interpreted as summary statistics of the population of interest.			
# srs_recnt2_sharetimeago: Are you willing to share long ago did you first have sex with this person? Secon			
Information	[Type= discrete] [Format=numeric] [Range= 0-98] [Missing=*]		
Statistics [NW/ W]	[Valid=14 /-] [Invalid=2170 /-]		
Value	Label	Cases	Percentage
0	No, I have never had it	0	
1	Yes	3	<div><div></div></div> 21.4%
2	No	11	<div><div></div></div> 78.6%
3	Yes, but not sure about the exact age	0	
90	I am not sure	0	
93	Prefer not to answer	0	
95	Not had sex with this partner in the last 4 weeks	0	
98	Don't know	0	
Sysmiss		2170	
Warning: these figures indicate the number of cases found in the data file. They cannot be interpreted as summary statistics of the population of interest.			
# srs_recnt2_timeago: How long ago did you first have sex with this person (if you do not know, please			
Information	[Type= discrete] [Format=numeric] [Range= 3-15] [Missing=*]		
Statistics [NW/ W]	[Valid=3 /-] [Invalid=2181 /-]		
# srs_recnt2_timeagounit: Is value in. Second most recent partner			
Information	[Type= discrete] [Format=numeric] [Range= 1-4] [Missing=*]		
Statistics [NW/ W]	[Valid=3 /-] [Invalid=2181 /-]		
Value	Label	Cases	Percentage
1	Days	0	
2	Weeks	0	
3	Months	1	<div><div></div></div> 33.3%
4	Years	2	<div><div></div></div> 66.7%
Sysmiss		2181	
Warning: these figures indicate the number of cases found in the data file. They cannot be interpreted as summary statistics of the population of interest.			
# srs_recnt2_sharelasttime: Are you willing to share when was the last time you had sex with this person? Se			
Information	[Type= discrete] [Format=numeric] [Range= 0-98] [Missing=*]		
Statistics [NW/ W]	[Valid=14 /-] [Invalid=2170 /-]		
Value	Label	Cases	Percentage
0	No, I have never had it	0	
1	Yes	4	<div><div></div></div> 28.6%

srs_recnt2_sharelasttime: Are you willing to share when was the last time you had sex with this person? Se

Value	Label	Cases	Percentage
2	No	10	71.4%
3	Yes, but not sure about the exact age	0	
90	I am not sure	0	
93	Prefer not to answer	0	
95	Not had sex with this partner in the last 4 weeks	0	
98	Don't know	0	
Sysmiss		2170	

Warning: these figures indicate the number of cases found in the data file. They cannot be interpreted as summary statistics of the population of interest.

# srs_recnt2_lasttime: When was the last time you had sex with this person (if you do not know, please			
Information	[Type= continuous] [Format=numeric] [Range= 2-24] [Missing=*]		
Statistics [NW/ W]	[Valid=4 /-] [Invalid=2180 /-] [Mean=10.25 /-] [StdDev=10.21 /-]		
# srs_recnt2_lasttimeunit: Is value in. Second most recent partner			
Information	[Type= discrete] [Format=numeric] [Range= 1-4] [Missing=*]		
Statistics [NW/ W]	[Valid=4 /-] [Invalid=2180 /-]		
Value	Label	Cases	Percentage
1	Days	0	
2	Weeks	1	<div></div> 25.0%
3	Months	2	<div></div> 50.0%
4	Years	1	<div></div> 25.0%
Sysmiss		2180	
Warning: these figures indicate the number of cases found in the data file. They cannot be interpreted as summary statistics of the population of interest.			
# srs_recnt2_shareage: Are you willing to share the age of this person? Second most recent partner			
Information	[Type= discrete] [Format=numeric] [Range= 0-98] [Missing=*]		
Statistics [NW/ W]	[Valid=14 /-] [Invalid=2170 /-]		
Value	Label	Cases	Percentage
0	No, I have never had it	0	
1	Yes	6	<div></div> 42.9%
2	No	8	<div></div> 57.1%
3	Yes, but not sure about the exact age	0	
90	I am not sure	0	
93	Prefer not to answer	0	
95	Not had sex with this partner in the last 4 weeks	0	
98	Don't know	0	
Sysmiss		2170	
Warning: these figures indicate the number of cases found in the data file. They cannot be interpreted as summary statistics of the population of interest.			
# srs_recnt2_personage: How old is this person (if you do not know, please make your best guess)? [in ye			
Information	[Type= discrete] [Format=numeric] [Range= 20-38] [Missing=*]		
Statistics [NW/ W]	[Valid=6 /-] [Invalid=2178 /-]		
# srs_recnt2_hhmember: Is this person a member of this household? Second most recent partner			
Information	[Type= discrete] [Format=numeric] [Range= 0-98] [Missing=*]		
Statistics [NW/ W]	[Valid=14 /-] [Invalid=2170 /-]		
Value	Label	Cases	Percentage
0	No, I have never had it	0	
1	Yes	0	
2	No	14	<div></div> 100.0%
3	Yes, but not sure about the exact age	0	
90	I am not sure	0	
93	Prefer not to answer	0	
95	Not had sex with this partner in the last 4 weeks	0	
98	Don't know	0	
Sysmiss		2170	
Warning: these figures indicate the number of cases found in the data file. They cannot be interpreted as summary statistics of the population of interest.			

# srs_recnt2_personreside: Where does this person normally reside? Second most recent partner			
Information		[Type= discrete] [Format=numeric] [Range= 1-98] [Missing=*]	
Statistics [NW/ W]		[Valid=14 /-] [Invalid=2170 /-]	
Value	Label	Cases	Percentage
1	Same house	0	
2	Same community	8	<div></div> 57.1%
3	Outside the district, but in the Mpukunyoni area	2	<div></div> 14.3%
4	Outside the Mpukunyoni area but in Hlabisa District	1	<div></div> 7.1%
5	Outside the Hlabisa District but inside KwaZulu-Natal	2	<div></div> 14.3%
6	Outside of KwaZulu-Natal	0	
93	Prefer not to answer	1	<div></div> 7.1%
98	Don't know	0	
Sysmiss		2170	
Warning: these figures indicate the number of cases found in the data file. They cannot be interpreted as summary statistics of the population of interest.			
# srs_recnt2_isigodi: In which Isigodi does this person normally reside? Second most recent partner			
Information		[Type= discrete] [Format=numeric] [Range= 1-98] [Missing=*]	
Statistics [NW/ W]		[Valid=2 /-] [Invalid=2182 /-]	
Value	Label	Cases	Percentage
1	Ebaswazini	0	
2	Esiyembeni	0	
3	Gunjaneni	1	<div></div> 50.0%
4	Kwahoho	0	
5	KwaMsane township	0	
6	KwaMsane reserve	0	
10	Macambini	0	
11	Machibini	0	
12	Mahunjini	0	
13	Mapheleni	0	
14	Mshaya	0	
15	Myeki	0	
16	Nkolokotho	0	
17	Nkombose	0	
18	Nomathiya	0	
19	Nqopheni	0	
20	Ogengele	0	
21	Ophaphasi	0	
22	Makhambane	0	
23	Nsolweni	0	
24	Ophondweni	1	<div></div> 50.0%
25	Madwaleni	0	
26	Mfekayi	0	
27	Mvutshini	0	
28	Nkundusi	0	
29	Qakwini	0	
30	Shikishela	0	
31	Nompondo	0	

# srs_recnt2_isigodi: In which Isigodi does this person normally reside? Second most recent partner			
Value	Label	Cases	Percentage
93	Prefer not to answer	0	
96	Other	0	
98	Don't know	0	
Sysmiss		2182	
Warning: these figures indicate the number of cases found in the data file. They cannot be interpreted as summary statistics of the population of interest.			
# srs_recnt2_lastconduse: Did you use a condom the last time you had sex with this person? Second most rec			
Information	[Type= discrete] [Format=numeric] [Range= 0-98] [Missing=*]		
Statistics [NW/ W]	[Valid=14 /-] [Invalid=2170 /-]		
Value	Label	Cases	Percentage
0	No, I have never had it	0	
1	Yes	6	42.9%
2	No	8	57.1%
3	Yes, but not sure about the exact age	0	
90	I am not sure	0	
93	Prefer not to answer	0	
95	Not had sex with this partner in the last 4 weeks	0	
98	Don't know	0	
Sysmiss		2170	
Warning: these figures indicate the number of cases found in the data file. They cannot be interpreted as summary statistics of the population of interest.			
# srs_recnt2_buylastcondom: If yes, who brought the condom the last time you had sex with [name]? Second mos			
Information	[Type= discrete] [Format=numeric] [Range= 1-98] [Missing=*]		
Statistics [NW/ W]	[Valid=6 /-] [Invalid=2178 /-]		
Value	Label	Cases	Percentage
1	Respondent	0	
2	Partner	5	83.3%
93	Prefer not to answer	0	
98	Don?t remember	1	16.7%
Sysmiss		2178	
Warning: these figures indicate the number of cases found in the data file. They cannot be interpreted as summary statistics of the population of interest.			
# srs_recnt2_whyastcondom: If no, why did you or [name] NOT use a condom? (last sex) Second most recent par			
Information	[Type= discrete] [Format=numeric] [Range= 1-98] [Missing=*]		
Statistics [NW/ W]	[Valid=8 /-] [Invalid=2176 /-]		
Value	Label	Cases	Percentage
1	I don?t like condoms/interfere with pleasure	5	62.5%
2	My partner does not like condoms/ interfere with pleasure	1	12.5%
3	We did not have a condom/condom not available/no money	2	25.0%
4	I have no control over condom use/I was afraid of violence if suggested condoms	0	
5	I trust my partner	0	
6	I know my partner is HIV negative	0	
7	I was too drunk/My partner was too drunk	0	
8	Because he is circumcised	0	
9	I/my partner is trying to have a baby	0	

# srs_recnt2_whyastcondom: If no, why did you or [name] NOT use a condom? (last sex) Second most recent par			
Value	Label	Cases	Percentage
10	Because I/my partner is taking ART	0	
11	Religious reasons	0	
93	Prefer not to answer	0	
98	Don't know	0	
Sysmiss		2176	
Warning: these figures indicate the number of cases found in the data file. They cannot be interpreted as summary statistics of the population of interest.			
# srs_recnt2_firstconduse: The first time you had sex with [name], did you/your partner use a male or femal			
Information	[Type= discrete] [Format=numeric] [Range= 0-98] [Missing=*]		
Statistics [NW/ W]	[Valid=14 /-] [Invalid=2170 /-]		
Value	Label	Cases	Percentage
0	No, I have never had it	0	
1	Yes	7	<div></div> 50.0%
2	No	6	<div></div> 42.9%
3	Yes, but not sure about the exact age	0	
90	I am not sure	0	
93	Prefer not to answer	0	
95	Not had sex with this partner in the last 4 weeks	0	
98	Don't know	1	<div></div> 7.1%
Sysmiss		2170	
Warning: these figures indicate the number of cases found in the data file. They cannot be interpreted as summary statistics of the population of interest.			
# srs_recnt2_buyfirstcondom: If yes, who brought the condom the first time you had sex with [name]? Second mo			
Information	[Type= discrete] [Format=numeric] [Range= 1-98] [Missing=*]		
Statistics [NW/ W]	[Valid=7 /-] [Invalid=2177 /-]		
Value	Label	Cases	Percentage
1	Respondent	1	<div></div> 14.3%
2	Partner	6	<div></div> 85.7%
93	Prefer not to answer	0	
98	Don?t remember	0	
Sysmiss		2177	
Warning: these figures indicate the number of cases found in the data file. They cannot be interpreted as summary statistics of the population of interest.			
# srs_recnt2_whyfirstcondom: If no, why did you or [name] NOT use a condom? (first sex) Second most recent pa			
Information	[Type= discrete] [Format=numeric] [Range= 1-98] [Missing=*]		
Statistics [NW/ W]	[Valid=6 /-] [Invalid=2178 /-]		
Value	Label	Cases	Percentage
1	I don?t like condoms/interfere with pleasure	4	<div></div> 66.7%
2	My partner does not like condoms/ interfere with pleasure	1	<div></div> 16.7%
3	We did not have a condom/condom not available/no money	1	<div></div> 16.7%
4	I have no control over condom use/I was afraid of violence if suggested condoms	0	
5	I trust my partner	0	
6	I know my partner is HIV negative	0	
7	I was too drunk/My partner was too drunk	0	
8	Because he is circumcised	0	

# srs_recnt2_whyfirstcondom: If no, why did you or [name] NOT use a condom? (first sex) Second most recent pa			
Value	Label	Cases	Percentage
9	I/my partner is trying to have a baby	0	
10	Because I/my partner is taking ART	0	
11	Religious reasons	0	
93	Prefer not to answer	0	
98	Don't know	0	
Sysmiss		2178	
Warning: these figures indicate the number of cases found in the data file. They cannot be interpreted as summary statistics of the population of interest.			
# srs_recnt2_freqconduse: How often have you and [name] used male or female condoms? Second most recent pa			
Information	[Type= discrete] [Format=numeric] [Range= 1-93] [Missing=*]		
Statistics [NW/ W]	[Valid=14 /-] [Invalid=2170 /-]		
Value	Label	Cases	Percentage
1	All of the time	4	28.6%
2	Sometimes	9	64.3%
3	Never	1	7.1%
93	Prefer not to answer	0	
Sysmiss		2170	
Warning: these figures indicate the number of cases found in the data file. They cannot be interpreted as summary statistics of the population of interest.			
# srs_recnt2_aclohbefore: Did you drink alcohol before the last time you had sex with [name]? Second most			
Information	[Type= discrete] [Format=numeric] [Range= 0-98] [Missing=*]		
Statistics [NW/ W]	[Valid=14 /-] [Invalid=2170 /-]		
Value	Label	Cases	Percentage
0	No, I have never had it	0	
1	Yes	1	7.1%
2	No	13	92.9%
3	Yes, but not sure about the exact age	0	
90	I am not sure	0	
93	Prefer not to answer	0	
95	Not had sex with this partner in the last 4 weeks	0	
98	Don't know	0	
Sysmiss		2170	
Warning: these figures indicate the number of cases found in the data file. They cannot be interpreted as summary statistics of the population of interest.			
# srs_recnt2_giftlast: The last time you had sex with [name], did you give or were you given a gift in			
Information	[Type= discrete] [Format=numeric] [Range= 1-93] [Missing=*]		
Statistics [NW/ W]	[Valid=14 /-] [Invalid=2170 /-]		
Value	Label	Cases	Percentage
1	Yes, I received gift	0	
2	No, I did not give or receive gift	11	78.6%
3	Yes, I gave gift	0	
93	Prefer not to answer	3	21.4%
Sysmiss		2170	
Warning: these figures indicate the number of cases found in the data file. They cannot be interpreted as summary statistics of the population of interest.			
# srs_recnt2_moneylast: The last time you had sex with [name], did you give or were you given money in o			
Information	[Type= discrete] [Format=numeric] [Range= 1-93] [Missing=*]		

# srs_recnt2_moneylast: The last time you had sex with [name], did you give or were you given money in o			
Statistics [NW/ W]		[Valid=14 /-] [Invalid=2170 /-]	
Value	Label	Cases	Percentage
1	Yes, I received money	1	<div><div></div></div> 7.1%
2	No, I did not give or receive money	11	<div><div></div></div> 78.6%
3	Yes, I gave money	0	
93	Prefer not to answer	2	<div><div></div></div> 14.3%
Sysmiss		2170	
Warning: these figures indicate the number of cases found in the data file. They cannot be interpreted as summary statistics of the population of interest.			
# srs_recnt2_sharenumsex4wks: Are you willing to share the number of times you had sex with this person over t			
Information		[Type= discrete] [Format=numeric] [Range= 0-98] [Missing=*]	
Statistics [NW/ W]		[Valid=14 /-] [Invalid=2170 /-]	
Value	Label	Cases	Percentage
0	No, I have never had it	0	
1	Yes	3	<div><div></div></div> 21.4%
2	No	0	
3	Yes, but not sure about the exact age	0	
90	I am not sure	0	
93	Prefer not to answer	3	<div><div></div></div> 21.4%
95	Not had sex with this partner in the last 4 weeks	8	<div><div></div></div> 57.1%
98	Don't know	0	
Sysmiss		2170	
Warning: these figures indicate the number of cases found in the data file. They cannot be interpreted as summary statistics of the population of interest.			
# sc_recnt2_numsex4wks: Over the past four weeks, how many times have you had sex with this person? Seco			
Information		[Type= discrete] [Format=numeric] [Range= 1-5] [Missing=*]	
Statistics [NW/ W]		[Valid=3 /-] [Invalid=2181 /-]	
# srs_recnt2_knwpartnstatus: Do you know the HIV status of [name]? Second most recent partner			
Information		[Type= discrete] [Format=numeric] [Range= 0-98] [Missing=*]	
Statistics [NW/ W]		[Valid=14 /-] [Invalid=2170 /-]	
Value	Label	Cases	Percentage
0	No, I have never had it	0	
1	Yes	8	<div><div></div></div> 57.1%
2	No	6	<div><div></div></div> 42.9%
3	Yes, but not sure about the exact age	0	
90	I am not sure	0	
93	Prefer not to answer	0	
95	Not had sex with this partner in the last 4 weeks	0	
98	Don't know	0	
Sysmiss		2170	
Warning: these figures indicate the number of cases found in the data file. They cannot be interpreted as summary statistics of the population of interest.			
# srs_recnt2_partnstatus: What is the HIV status of [name]? Second most recent partner			
Information		[Type= discrete] [Format=numeric] [Range= 0-93] [Missing=*]	
Statistics [NW/ W]		[Valid=8 /-] [Invalid=2176 /-]	

# srs_recnt2_partnstatus: What is the HIV status of [name]? Second most recent partner			
Value	Label	Cases	Percentage
0	Negative	1	<div><div></div></div> 12.5%
1	Positive	6	<div><div></div></div> 75.0%
93	Prefer not to answer	1	<div><div></div></div> 12.5%
Sysmiss		2176	
Warning: these figures indicate the number of cases found in the data file. They cannot be interpreted as summary statistics of the population of interest.			
# srs_recnt2_howknowstatus: How did you find out their HIV status? Second most recent partner			
Information	[Type= discrete] [Format=numeric] [Range= 1-96] [Missing=*]		
Statistics [NW/ W]	[Valid=8 /-] [Invalid=2176 /-]		
Value	Label	Cases	Percentage
1	Partner told me	2	<div><div></div></div> 25.0%
2	We tested together	3	<div><div></div></div> 37.5%
3	I saw/heard about the results another way	1	<div><div></div></div> 12.5%
5	I just know	2	<div><div></div></div> 25.0%
93	I prefer not to answer	0	
96	Other	0	
Sysmiss		2176	
Warning: these figures indicate the number of cases found in the data file. They cannot be interpreted as summary statistics of the population of interest.			
# srs_recnt2_knowstat_oth: Please specify details on other way you find out about the person's HIV status?			
Information	[Type= discrete] [Format=character] [Missing=*]		
Statistics [NW/ W]	[Valid=0 /-] [Invalid=0 /-]		
# srs_recnt2_partn_onart: Do you know if [name]is taking ART? Second most recent partner			
Information	[Type= discrete] [Format=numeric] [Range= 0-98] [Missing=*]		
Statistics [NW/ W]	[Valid=1 /-] [Invalid=2183 /-]		
Value	Label	Cases	Percentage
0	No, I have never had it	0	
1	Yes	0	
2	No	0	
3	Yes, but not sure about the exact age	0	
90	I am not sure	0	
93	Prefer not to answer	0	
95	Not had sex with this partner in the last 4 weeks	0	
98	Don't know	1	<div><div></div></div> 100.0%
Sysmiss		2183	
Warning: these figures indicate the number of cases found in the data file. They cannot be interpreted as summary statistics of the population of interest.			
# srs_recnt2_knowyourhivstat: Does this person know your current HIV status? Second most recent partner			
Information	[Type= discrete] [Format=numeric] [Range= 0-98] [Missing=*]		
Statistics [NW/ W]	[Valid=14 /-] [Invalid=2170 /-]		
Value	Label	Cases	Percentage
0	No, I have never had it	0	
1	Yes	9	<div><div></div></div> 64.3%
2	No	5	<div><div></div></div> 35.7%
3	Yes, but not sure about the exact age	0	

# srs_recnt2_knowyourhivstat: Does this person know your current HIV status? Second most recent partner			
Value	Label	Cases	Percentage
90	I am not sure	0	
93	Prefer not to answer	0	
95	Not had sex with this partner in the last 4 weeks	0	
98	Don't know	0	
Sysmiss		2170	
Warning: these figures indicate the number of cases found in the data file. They cannot be interpreted as summary statistics of the population of interest.			
# srs_recnt2_takeprep: During your relationship with [name] in the past year, did you take PrEP to prev			
Information	[Type= discrete] [Format=numeric] [Range= 0-98] [Missing=*]		
Statistics [NW/ W]	[Valid=14 /-] [Invalid=2170 /-]		
Value	Label	Cases	Percentage
0	No, I have never had it	0	
1	Yes	2	<div><div></div></div> 14.3%
2	No	9	<div><div></div></div> 64.3%
3	Yes, but not sure about the exact age	0	
90	I am not sure	0	
93	Prefer not to answer	2	<div><div></div></div> 14.3%
95	Not had sex with this partner in the last 4 weeks	0	
98	Don't know	1	<div><div></div></div> 7.1%
Sysmiss		2170	
Warning: these figures indicate the number of cases found in the data file. They cannot be interpreted as summary statistics of the population of interest.			
# srs_recnt2_no_prepreas: Why did you decide not to take PrEP? Second most recent partner			
Information	[Type= discrete] [Format=numeric] [Range= 1-96] [Missing=*]		
Statistics [NW/ W]	[Valid=9 /-] [Invalid=2175 /-]		
Value	Label	Cases	Percentage
1	I do not know about it	9	<div><div></div></div> 100.0%
2	I do not feel that I need it	0	
3	I am worried about its side effects or safety	0	
4	It is inconvenient to go through the process at the clinic	0	
93	I prefer not to answer	0	
96	Other	0	
Sysmiss		2175	
Warning: these figures indicate the number of cases found in the data file. They cannot be interpreted as summary statistics of the population of interest.			
# srs_recnt2_no_prepoth: Please specify other reason for not taking PREP. Second most recent partner			
Information	[Type= discrete] [Format=character] [Missing=*]		
Statistics [NW/ W]	[Valid=0 /-] [Invalid=0 /-]		
# srs_recnt2_patnr_othsex: Over the past 12 months, during your relationships with X do you know or suspect			
Information	[Type= discrete] [Format=numeric] [Range= 1-98] [Missing=*]		
Statistics [NW/ W]	[Valid=14 /-] [Invalid=2170 /-]		
Value	Label	Cases	Percentage
1	Yes- I know with another spouse	1	<div><div></div></div> 7.1%
2	No, I know this partner did not have other partners	2	<div><div></div></div> 14.3%
3	Yes- I know with another partner or partners	0	

# srs_recnt2_patnr_othsex: Over the past 12 months, during your relationships with X do you know or suspect			
Value	Label	Cases	Percentage
4	Yes- I believe there was another partner or partners	4	28.6%
93	Prefer not to answer	0	
98	Don't know	7	50.0%
Sysmiss		2170	
Warning: these figures indicate the number of cases found in the data file. They cannot be interpreted as summary statistics of the population of interest.			
# srs_recnt3_sexin12mths: Have you had sex with this person in the past 12 months? Third most recent partn			
Information	[Type= discrete] [Format=numeric] [Range= 0-98] [Missing=*]		
Statistics [NW/ W]	[Valid=11 /-] [Invalid=2173 /-]		
Value	Label	Cases	Percentage
0	No, I have never had it	0	
1	Yes	2	18.2%
2	No	9	81.8%
3	Yes, but not sure about the exact age	0	
90	I am not sure	0	
93	Prefer not to answer	0	
95	Not had sex with this partner in the last 4 weeks	0	
98	Don't know	0	
Sysmiss		2173	
Warning: these figures indicate the number of cases found in the data file. They cannot be interpreted as summary statistics of the population of interest.			
# srs_recnt3_relationship: When you last had sex with this person, what was your relationship to that perso			
Information	[Type= discrete] [Format=numeric] [Range= 1-93] [Missing=*]		
Statistics [NW/ W]	[Valid=2 /-] [Invalid=2182 /-]		
Value	Label	Cases	Percentage
1	We were married, or in a civil partnership, or living together as a couple	1	50.0%
2	We were in a steady relationship	1	50.0%
3	We had previously been married or in a civil partnership, or living together as a couple, but were not at that time	0	
4	We had previously been in a steady relationship, but were not at that time	0	
5	We had known each other before, but were not in a steady relationship at that time	0	
6	We did not know each other at that time	0	
93	Prefer not to answer	0	
Sysmiss		2182	
Warning: these figures indicate the number of cases found in the data file. They cannot be interpreted as summary statistics of the population of interest.			
# srs_recnt3_currelation: What is your current relationship status with [name]? Third most recent partner			
Information	[Type= discrete] [Format=numeric] [Range= 1-98] [Missing=*]		
Statistics [NW/ W]	[Valid=2 /-] [Invalid=2182 /-]		
Value	Label	Cases	Percentage
1	We are still in a relationship and will have sex again	2	100.0%
2	Our relationship is not continuing but we might have sex again	0	
3	Our relationship has completely ended	0	
93	Prefer not to answer	0	

# srs_recnt3_currelation: What is your current relationship status with [name]? Third most recent partner			
Value	Label	Cases	Percentage
98	Don?t know	0	
Sysmiss		2182	
Warning: these figures indicate the number of cases found in the data file. They cannot be interpreted as summary statistics of the population of interest.			
# srs_recnt3_partnwork: What are the main kinds of work/activities [name] does/has done over the last 12			
Information	[Type= discrete] [Format=numeric] [Range= 1-98] [Missing=*]		
Statistics [NW/ W]	[Valid=2 /-] [Invalid=2182 /-]		
Value	Label	Cases	Percentage
1	Full-time employment	1	50.0%
2	No, Not employeed	0	
3	Part-time employment	0	
4	Studying	1	50.0%
93	Prefer not to answer	0	
98	Don't know	0	
Sysmiss		2182	
Warning: these figures indicate the number of cases found in the data file. They cannot be interpreted as summary statistics of the population of interest.			
# srs_recnt3_highlevledu: What was the highest level of education of [name]? Third most recent partner			
Information	[Type= discrete] [Format=numeric] [Range= 0-98] [Missing=*]		
Statistics [NW/ W]	[Valid=2 /-] [Invalid=2182 /-]		
Value	Label	Cases	Percentage
0	None	2	100.0%
1	Some primary	0	
2	Some secondary	0	
3	Completed secondary/matrikulated	0	
4	Certificate	0	
5	Diploma	0	
6	Bachelors degree	0	
7	Bachelors + Diploma	0	
8	Honours	0	
93	Prefer not to answer	0	
98	Don't know	0	
Sysmiss		2182	
Warning: these figures indicate the number of cases found in the data file. They cannot be interpreted as summary statistics of the population of interest.			
# srs_recnt3_sharetimeago: Are you willing to share long ago did you first have sex with this person? Third			
Information	[Type= discrete] [Format=numeric] [Range= 0-98] [Missing=*]		
Statistics [NW/ W]	[Valid=2 /-] [Invalid=2182 /-]		
Value	Label	Cases	Percentage
0	No, I have never had it	0	
1	Yes	2	100.0%
2	No	0	
3	Yes, but not sure about the exact age	0	
90	I am not sure	0	
93	Prefer not to answer	0	
95	Not had sex with this partner in the last 4 weeks	0	

# srs_recnt3_sharetimeago: Are you willing to share long ago did you first have sex with this person? Third			
Value	Label	Cases	Percentage
98	Don't know	0	
Sysmiss		2182	
Warning: these figures indicate the number of cases found in the data file. They cannot be interpreted as summary statistics of the population of interest.			
# srs_recnt3_timeago: How long ago did you first have sex with this person (if you do not know, please			
Information	[Type= discrete] [Format=numeric] [Range= 1-1] [Missing=*]		
Statistics [NW/ W]	[Valid=2 /-] [Invalid=2182 /-]		
Value	Label	Cases	Percentage
1		2	100.0%
Sysmiss		2182	
Warning: these figures indicate the number of cases found in the data file. They cannot be interpreted as summary statistics of the population of interest.			
# srs_recnt3_timeagounit: Is value in. Third most recent partner			
Information	[Type= discrete] [Format=numeric] [Range= 1-4] [Missing=*]		
Statistics [NW/ W]	[Valid=2 /-] [Invalid=2182 /-]		
Value	Label	Cases	Percentage
1	Days	1	50.0%
2	Weeks	1	50.0%
3	Months	0	
4	Years	0	
Sysmiss		2182	
Warning: these figures indicate the number of cases found in the data file. They cannot be interpreted as summary statistics of the population of interest.			
# srs_recnt3_sharelasttime: Are you willing to share when was the last time you had sex with this person? Th			
Information	[Type= discrete] [Format=numeric] [Range= 0-98] [Missing=*]		
Statistics [NW/ W]	[Valid=2 /-] [Invalid=2182 /-]		
Value	Label	Cases	Percentage
0	No, I have never had it	0	
1	Yes	2	100.0%
2	No	0	
3	Yes, but not sure about the exact age	0	
90	I am not sure	0	
93	Prefer not to answer	0	
95	Not had sex with this partner in the last 4 weeks	0	
98	Don't know	0	
Sysmiss		2182	
Warning: these figures indicate the number of cases found in the data file. They cannot be interpreted as summary statistics of the population of interest.			
# srs_recnt3_lasttime: When was the last time you had sex with this person (if you do not know, please			
Information	[Type= discrete] [Format=numeric] [Range= 2-4] [Missing=*]		
Statistics [NW/ W]	[Valid=2 /-] [Invalid=2182 /-]		
Value	Label	Cases	Percentage
2		1	50.0%
4		1	50.0%
Sysmiss		2182	
Warning: these figures indicate the number of cases found in the data file. They cannot be interpreted as summary statistics of the population of interest.			

# srs_recnt3_lasttimeunit: Is value in. Third most recent partner				
Information		[Type= discrete] [Format=numeric] [Range= 1-4] [Missing=*]		
Statistics [NW/ W]		[Valid=2 /-] [Invalid=2182 /-]		
Value	Label	Cases	Percentage	
1	Days	1	<div></div>	50.0%
2	Weeks	1	<div></div>	50.0%
3	Months	0		
4	Years	0		
Sysmiss		2182		
Warning: these figures indicate the number of cases found in the data file. They cannot be interpreted as summary statistics of the population of interest.				
# srs_recnt3_shareage: Are you willing to share the age of this person? Third most recent partner				
Information		[Type= discrete] [Format=numeric] [Range= 0-98] [Missing=*]		
Statistics [NW/ W]		[Valid=2 /-] [Invalid=2182 /-]		
Value	Label	Cases	Percentage	
0	No, I have never had it	0		
1	Yes	1	<div></div>	50.0%
2	No	0		
3	Yes, but not sure about the exact age	0		
90	I am not sure	0		
93	Prefer not to answer	1	<div></div>	50.0%
95	Not had sex with this partner in the last 4 weeks	0		
98	Don't know	0		
Sysmiss		2182		
Warning: these figures indicate the number of cases found in the data file. They cannot be interpreted as summary statistics of the population of interest.				
# srs_recnt3_personage: How old is this person (if you do not know, please make your best guess)? [in ye				
Information		[Type= discrete] [Format=numeric] [Range= 1-1] [Missing=*]		
Statistics [NW/ W]		[Valid=1 /-] [Invalid=2183 /-]		
Value	Label	Cases	Percentage	
1		1	<div></div>	100.0%
Sysmiss		2183		
Warning: these figures indicate the number of cases found in the data file. They cannot be interpreted as summary statistics of the population of interest.				
# srs_recnt3_personreside: Is this person a member of this household? Third most recent partner				
Information		[Type= discrete] [Format=numeric] [Range= 1-98] [Missing=*]		
Statistics [NW/ W]		[Valid=2 /-] [Invalid=2182 /-]		
Value	Label	Cases	Percentage	
1	Same house	1	<div></div>	50.0%
2	Same community	1	<div></div>	50.0%
3	Outside the district, but in the Mpukunyoni area	0		
4	Outside the Mpukunyoni area but in Hlabisa District	0		
5	Outside the Hlabisa District but inside KwaZulu-Natal	0		
6	Outside of KwaZulu-Natal	0		
93	Prefer not to answer	0		
98	Don't know	0		
Sysmiss		2182		
Warning: these figures indicate the number of cases found in the data file. They cannot be interpreted as summary statistics of the population of interest.				

# srs_recnt3_hhmember: Where does this person normally reside? Third most recent partner			
Information		[Type= discrete] [Format=numeric] [Range= 0-98] [Missing=*]	
Statistics [NW/ W]		[Valid=2 /-] [Invalid=2182 /-]	
Value	Label	Cases	Percentage
0	No, I have never had it	0	
1	Yes	1	50.0%
2	No	0	
3	Yes, but not sure about the exact age	0	
90	I am not sure	0	
93	Prefer not to answer	0	
95	Not had sex with this partner in the last 4 weeks	0	
98	Don't know	1	50.0%
Sysmiss		2182	
Warning: these figures indicate the number of cases found in the data file. They cannot be interpreted as summary statistics of the population of interest.			
# srs_recnt3_isigodi: In which Isigodi does this person normally reside? Third most recent partner			
Information		[Type= discrete] [Format=numeric] [Range= 1-98] [Missing=*]	
Statistics [NW/ W]		[Valid=0 /-] [Invalid=2184 /-]	
Value	Label	Cases	Percentage
1	Ebaswazini	0	
2	Esiyembeni	0	
3	Gunjaneni	0	
4	Kwahoho	0	
5	KwaMsane township	0	
6	KwaMsane reserve	0	
10	Macambini	0	
11	Machibini	0	
12	Mahunjini	0	
13	Mapheleni	0	
14	Mshaya	0	
15	Myeki	0	
16	Nkolokotho	0	
17	Nkombose	0	
18	Nomathiya	0	
19	Nqopheni	0	
20	Ogeengele	0	
21	Ophaphasi	0	
22	Makhambane	0	
23	Nsolweni	0	
24	Ophondweni	0	
25	Madwaleni	0	
26	Mfekayi	0	
27	Mvutshini	0	
28	Nkundusi	0	
29	Qakwini	0	
30	Shikishela	0	
31	Nompondo	0	

# srs_recnt3_isigodi: In which Isigodi does this person normally reside? Third most recent partner			
Value	Label	Cases	Percentage
93	Prefer not to answer	0	
96	Other	0	
98	Don't know	0	
Sysmiss		2184	
Warning: these figures indicate the number of cases found in the data file. They cannot be interpreted as summary statistics of the population of interest.			
# srs_recnt3_lastconduse: Did you use a condom the last time you had sex with this person? Third most rece			
Information	[Type= discrete] [Format=numeric] [Range= 0-98] [Missing=*]		
Statistics [NW/ W]	[Valid=2 /-] [Invalid=2182 /-]		
Value	Label	Cases	Percentage
0	No, I have never had it	0	
1	Yes	2	100.0%
2	No	0	
3	Yes, but not sure about the exact age	0	
90	I am not sure	0	
93	Prefer not to answer	0	
95	Not had sex with this partner in the last 4 weeks	0	
98	Don't know	0	
Sysmiss		2182	
Warning: these figures indicate the number of cases found in the data file. They cannot be interpreted as summary statistics of the population of interest.			
# srs_recnt3_buylastcondom: If yes, who brought the condom the last time you had sex with [name]? Third most			
Information	[Type= discrete] [Format=numeric] [Range= 1-98] [Missing=*]		
Statistics [NW/ W]	[Valid=2 /-] [Invalid=2182 /-]		
Value	Label	Cases	Percentage
1	Respondent	0	
2	Partner	0	
93	Prefer not to answer	1	50.0%
98	Don?t remember	1	50.0%
Sysmiss		2182	
Warning: these figures indicate the number of cases found in the data file. They cannot be interpreted as summary statistics of the population of interest.			
# srs_recnt3_whyastcondom: If no, why did you or [name] NOT use a condom? (last sex) Third most recent part			
Information	[Type= discrete] [Format=numeric] [Range= 1-98] [Missing=*]		
Statistics [NW/ W]	[Valid=0 /-] [Invalid=2184 /-]		
Value	Label	Cases	Percentage
1	I don?t like condoms/interfere with pleasure	0	
2	My partner does not like condoms/ interfere with pleasure	0	
3	We did not have a condom/condom not available/no money	0	
4	I have no control over condom use/I was afraid of violence if suggested condoms	0	
5	I trust my partner	0	
6	I know my partner is HIV negative	0	
7	I was too drunk/My partner was too drunk	0	
8	Because he is circumcised	0	
9	I/my partner is trying to have a baby	0	

# srs_recnt3_whyastcondom: If no, why did you or [name] NOT use a condom? (last sex) Third most recent part			
Value	Label	Cases	Percentage
10	Because I/my partner is taking ART	0	
11	Religious reasons	0	
93	Prefer not to answer	0	
98	Don't know	0	
Sysmiss		2184	
Warning: these figures indicate the number of cases found in the data file. They cannot be interpreted as summary statistics of the population of interest.			
# srs_recnt3_firstconduse: The first time you had sex with [name], did you/your partner use a male or femal			
Information	[Type= discrete] [Format=numeric] [Range= 0-98] [Missing=*]		
Statistics [NW/ W]	[Valid=2 /-] [Invalid=2182 /-]		
Value	Label	Cases	Percentage
0	No, I have never had it	0	
1	Yes	2	100.0%
2	No	0	
3	Yes, but not sure about the exact age	0	
90	I am not sure	0	
93	Prefer not to answer	0	
95	Not had sex with this partner in the last 4 weeks	0	
98	Don't know	0	
Sysmiss		2182	
Warning: these figures indicate the number of cases found in the data file. They cannot be interpreted as summary statistics of the population of interest.			
# srs_recnt3_buyfirstcondom: If yes, who brought the condom the first time you had sex with [name]? Third mos			
Information	[Type= discrete] [Format=numeric] [Range= 1-98] [Missing=*]		
Statistics [NW/ W]	[Valid=2 /-] [Invalid=2182 /-]		
Value	Label	Cases	Percentage
1	Respondent	0	
2	Partner	1	50.0%
93	Prefer not to answer	0	
98	Don't remember	1	50.0%
Sysmiss		2182	
Warning: these figures indicate the number of cases found in the data file. They cannot be interpreted as summary statistics of the population of interest.			

# srs_recnt3_whyfirstcondom: If no, why did you or [name] NOT use a condom? (first sex) Third most recent par			
Information	[Type= discrete] [Format=numeric] [Range= 1-98] [Missing=*]		
Statistics [NW/ W]	[Valid=0 /-] [Invalid=2184 /-]		
Value	Label	Cases	Percentage
1	I don't like condoms/interfere with pleasure	0	
2	My partner does not like condoms/ interfere with pleasure	0	
3	We did not have a condom/condom not available/no money	0	
4	I have no control over condom use/I was afraid of violence if suggested condoms	0	
5	I trust my partner	0	
6	I know my partner is HIV negative	0	
7	I was too drunk/My partner was too drunk	0	
8	Because he is circumcised	0	
9	I/my partner is trying to have a baby	0	
10	Because I/my partner is taking ART	0	
11	Religious reasons	0	
93	Prefer not to answer	0	
98	Don't know	0	
Sysmiss		2184	
Warning: these figures indicate the number of cases found in the data file. They cannot be interpreted as summary statistics of the population of interest.			
# srs_recnt3_freqconduse: How often have you and [name] used male or female condoms? Third most recent par			
Information	[Type= discrete] [Format=numeric] [Range= 1-93] [Missing=*]		
Statistics [NW/ W]	[Valid=2 /-] [Invalid=2182 /-]		
Value	Label	Cases	Percentage
1	All of the time	0	
2	Sometimes	1	50.0%
3	Never	1	50.0%
93	Prefer not to answer	0	
Sysmiss		2182	
Warning: these figures indicate the number of cases found in the data file. They cannot be interpreted as summary statistics of the population of interest.			
# srs_recnt3_alcoholbefore: Did you drink alcohol before the last time you had sex with [name]? Third most r			
Information	[Type= discrete] [Format=numeric] [Range= 0-98] [Missing=*]		
Statistics [NW/ W]	[Valid=2 /-] [Invalid=2182 /-]		
Value	Label	Cases	Percentage
0	No, I have never had it	0	
1	Yes	1	50.0%
2	No	0	
3	Yes, but not sure about the exact age	0	
90	I am not sure	0	
93	Prefer not to answer	0	
95	Not had sex with this partner in the last 4 weeks	0	
98	Don't know	1	50.0%
Sysmiss		2182	
Warning: these figures indicate the number of cases found in the data file. They cannot be interpreted as summary statistics of the population of interest.			

# srs_recnt3_giftlast: The last time you had sex with [name], did you give or were you given a gift in			
Information		[Type= discrete] [Format=numeric] [Range= 1-93] [Missing=*]	
Statistics [NW/ W]		[Valid=2 -/] [Invalid=2182 -/]	
Value	Label	Cases	Percentage
1	Yes, I received gift	2	<div><div></div></div> 100.0%
2	No, I did not give or receive gift	0	
3	Yes, I gave gift	0	
93	Prefer not to answer	0	
Sysmiss		2182	
Warning: these figures indicate the number of cases found in the data file. They cannot be interpreted as summary statistics of the population of interest.			
# srs_recnt3_moneylast: The last time you had sex with [name], did you give or were you given money in o			
Information		[Type= discrete] [Format=numeric] [Range= 1-93] [Missing=*]	
Statistics [NW/ W]		[Valid=2 -/] [Invalid=2182 -/]	
Value	Label	Cases	Percentage
1	Yes, I received money	2	<div><div></div></div> 100.0%
2	No, I did not give or receive money	0	
3	Yes, I gave money	0	
93	Prefer not to answer	0	
Sysmiss		2182	
Warning: these figures indicate the number of cases found in the data file. They cannot be interpreted as summary statistics of the population of interest.			
# srs_recnt3_sharenumsex4wks: Are you willing to share the number of times you had sex with this person over t			
Information		[Type= discrete] [Format=numeric] [Range= 0-98] [Missing=*]	
Statistics [NW/ W]		[Valid=2 -/] [Invalid=2182 -/]	
Value	Label	Cases	Percentage
0	No, I have never had it	0	
1	Yes	0	
2	No	0	
3	Yes, but not sure about the exact age	0	
90	I am not sure	0	
93	Prefer not to answer	1	<div><div></div></div> 50.0%
95	Not had sex with this partner in the last 4 weeks	1	<div><div></div></div> 50.0%
98	Don't know	0	
Sysmiss		2182	
Warning: these figures indicate the number of cases found in the data file. They cannot be interpreted as summary statistics of the population of interest.			
# sc_recnt3_numsex4wks: Over the past four weeks, how many times have you had sex with this person? Thir			
Information		[Type= discrete] [Format=numeric] [Missing=*]	
Statistics [NW/ W]		[Valid=0 -/] [Invalid=2184 -/]	
Value	Label	Cases	Percentage
Sysmiss		2184	
Warning: these figures indicate the number of cases found in the data file. They cannot be interpreted as summary statistics of the population of interest.			
# srs_recnt3_personhivstatus: In the past 12 months, has this person discussed their HIV status with you?			
Information		[Type= discrete] [Format=numeric] [Range= 0-98] [Missing=*]	
Statistics [NW/ W]		[Valid=2 -/] [Invalid=2182 -/]	

# srs_recnt3_personhivstatus: In the past 12 months, has this person discussed their HIV status with you?			
Value	Label	Cases	Percentage
0	No, I have never had it	0	
1	Yes	1	50.0%
2	No	0	
3	Yes, but not sure about the exact age	0	
90	I am not sure	0	
93	Prefer not to answer	1	50.0%
95	Not had sex with this partner in the last 4 weeks	0	
98	Don't know	0	
Sysmiss		2182	
Warning: these figures indicate the number of cases found in the data file. They cannot be interpreted as summary statistics of the population of interest.			
# srs_recnt3_knwpartnstatus: Do you know the HIV status of [name]? Third most recent partner			
Information	[Type= discrete] [Format=numeric] [Range= 0-98] [Missing=*]		
Statistics [NW/ W]	[Valid=2 /-] [Invalid=2182 /-]		
Value	Label	Cases	Percentage
0	No, I have never had it	0	
1	Yes	1	50.0%
2	No	0	
3	Yes, but not sure about the exact age	0	
90	I am not sure	0	
93	Prefer not to answer	0	
95	Not had sex with this partner in the last 4 weeks	0	
98	Don't know	1	50.0%
Sysmiss		2182	
Warning: these figures indicate the number of cases found in the data file. They cannot be interpreted as summary statistics of the population of interest.			
# srs_recnt3_partnstatus: What is the HIV status of [name]? Third most recent partner			
Information	[Type= discrete] [Format=numeric] [Range= 0-93] [Missing=*]		
Statistics [NW/ W]	[Valid=1 /-] [Invalid=2183 /-]		
Value	Label	Cases	Percentage
0	Negative	1	100.0%
1	Positive	0	
93	Prefer not to answer	0	
Sysmiss		2183	
Warning: these figures indicate the number of cases found in the data file. They cannot be interpreted as summary statistics of the population of interest.			
# srs_recnt3_howknowstatus: How did you find out their HIV status? Third most recent partner			
Information	[Type= discrete] [Format=numeric] [Range= 1-96] [Missing=*]		
Statistics [NW/ W]	[Valid=0 /-] [Invalid=2184 /-]		
Value	Label	Cases	Percentage
1	Partner told me	0	
2	We tested together	0	
3	I saw/heard about the results another way	0	
5	I just know	0	
93	I prefer not to answer	0	
96	Other	0	

# srs_recnt3_howknowstatus: How did you find out their HIV status? Third most recent partner			
Value	Label	Cases	Percentage
Sysmiss		2184	
Warning: these figures indicate the number of cases found in the data file. They cannot be interpreted as summary statistics of the population of interest.			
# srs_recnt3_knowstat_oth: Please specify details on other way you find out about the person's HIV status?			
Information	[Type= discrete] [Format=character] [Missing=*]		
Statistics [NW/ W]	[Valid=0 -] [Invalid=0 -]		
# srs_recnt3_partn_onart: Do you know if [name]is taking ART? Third most recent partner			
Information	[Type= discrete] [Format=numeric] [Range= 0-98] [Missing=*]		
Statistics [NW/ W]	[Valid=1 -] [Invalid=2183 -]		
Value	Label	Cases	Percentage
0	No, I have never had it	0	
1	Yes	0	
2	No	1	100.0%
3	Yes, but not sure about the exact age	0	
90	I am not sure	0	
93	Prefer not to answer	0	
95	Not had sex with this partner in the last 4 weeks	0	
98	Don't know	0	
Sysmiss		2183	
Warning: these figures indicate the number of cases found in the data file. They cannot be interpreted as summary statistics of the population of interest.			
# srs_recnt3_knowyourhivstat: Does this person know your current HIV status?Third most recent partner			
Information	[Type= discrete] [Format=numeric] [Range= 0-98] [Missing=*]		
Statistics [NW/ W]	[Valid=2 -] [Invalid=2182 -]		
Value	Label	Cases	Percentage
0	No, I have never had it	0	
1	Yes	1	50.0%
2	No	0	
3	Yes, but not sure about the exact age	0	
90	I am not sure	0	
93	Prefer not to answer	0	
95	Not had sex with this partner in the last 4 weeks	0	
98	Don't know	1	50.0%
Sysmiss		2182	
Warning: these figures indicate the number of cases found in the data file. They cannot be interpreted as summary statistics of the population of interest.			
# srs_recnt3_takeprep: During your relationship with [name] in the past year, did you take PrEP to prev			
Information	[Type= discrete] [Format=numeric] [Range= 0-98] [Missing=*]		
Statistics [NW/ W]	[Valid=2 -] [Invalid=2182 -]		
Value	Label	Cases	Percentage
0	No, I have never had it	0	
1	Yes	1	50.0%
2	No	0	
3	Yes, but not sure about the exact age	0	
90	I am not sure	0	

# srs_recnt3_takeprep: During your relationship with [name] in the past year, did you take PrEP to prev			
Value	Label	Cases	Percentage
93	Prefer not to answer	0	
95	Not had sex with this partner in the last 4 weeks	0	
98	Don't know	1	50.0%
Sysmiss		2182	
Warning: these figures indicate the number of cases found in the data file. They cannot be interpreted as summary statistics of the population of interest.			
# srs_recnt3_no_prepreas: Why did you decide not to take PrEP? Third most recent partner			
Information	[Type= discrete] [Format=numeric] [Range= 1-96] [Missing=*]		
Statistics [NW/ W]	[Valid=0 /-] [Invalid=2184 /-]		
Value	Label	Cases	Percentage
1	I do not know about it	0	
2	I do not feel that I need it	0	
3	I am worried about its side effects or safety	0	
4	It is inconvenient to go through the process at the clinic	0	
93	I prefer not to answer	0	
96	Other	0	
Sysmiss		2184	
Warning: these figures indicate the number of cases found in the data file. They cannot be interpreted as summary statistics of the population of interest.			
# srs_recnt3_no_prepoth: Please specify other reason for not taking PREP. Third most recent partner			
Information	[Type= discrete] [Format=character] [Missing=*]		
Statistics [NW/ W]	[Valid=0 /-] [Invalid=0 /-]		
# srs_recnt3_patnr_othsex: Over the past 12 months, during your relationships with X do you know or suspect			
Information	[Type= discrete] [Format=numeric] [Range= 1-98] [Missing=*]		
Statistics [NW/ W]	[Valid=2 /-] [Invalid=2182 /-]		
Value	Label	Cases	Percentage
1	Yes- I know with another spouse	2	100.0%
2	No, I know this partner did not have other partners	0	
3	Yes- I know with another partner or partners	0	
4	Yes- I believe there was another partner or partners	0	
93	Prefer not to answer	0	
98	Don't know	0	
Sysmiss		2182	
Warning: these figures indicate the number of cases found in the data file. They cannot be interpreted as summary statistics of the population of interest.			
# srs_recent1_agediff: Calculated age difference. Most recent partner			
Information	[Type= discrete] [Format=character] [Missing=*]		
Statistics [NW/ W]	[Valid=103 /-] [Invalid=0 /-]		
# srs_recent2_agediff: Calculated age difference. Second most recent partner			
Information	[Type= discrete] [Format=character] [Missing=*]		
Statistics [NW/ W]	[Valid=6 /-] [Invalid=0 /-]		
# srs_recent3_agediff: Calculated age difference. Third most recent partner			
Information	[Type= discrete] [Format=character] [Missing=*]		
Statistics [NW/ W]	[Valid=1 /-] [Invalid=0 /-]		

# srs_gems01: A woman's most important role is to take care of her home and cook for her famil			
Information	[Type= discrete] [Format=numeric] [Range= 1-93] [Missing=*]		
Statistics [NW/ W]	[Valid=1852 /-] [Invalid=332 /-]		
Value	Label	Cases	Percentage
1	Agree	1498	<div><div></div></div> 80.9%
2	Disagree	354	<div><div></div></div> 19.1%
93	Prefer not to answer	0	
Sysmiss		332	
Warning: these figures indicate the number of cases found in the data file. They cannot be interpreted as summary statistics of the population of interest.			
# srs_gems02: Changing nappies/diapers, giving the children a bath, and feeding the children a			
Information	[Type= discrete] [Format=numeric] [Range= 1-93] [Missing=*]		
Statistics [NW/ W]	[Valid=1852 /-] [Invalid=332 /-]		
Value	Label	Cases	Percentage
1	Agree	1252	<div><div></div></div> 67.6%
2	Disagree	600	<div><div></div></div> 32.4%
93	Prefer not to answer	0	
Sysmiss		332	
Warning: these figures indicate the number of cases found in the data file. They cannot be interpreted as summary statistics of the population of interest.			
# srs_gems03: A man should have the final word about decisions in the home			
Information	[Type= discrete] [Format=numeric] [Range= 1-93] [Missing=*]		
Statistics [NW/ W]	[Valid=1852 /-] [Invalid=332 /-]		
Value	Label	Cases	Percentage
1	Agree	979	<div><div></div></div> 52.9%
2	Disagree	873	<div><div></div></div> 47.1%
93	Prefer not to answer	0	
Sysmiss		332	
Warning: these figures indicate the number of cases found in the data file. They cannot be interpreted as summary statistics of the population of interest.			
# srs_gems04: It is important that a father is present in the lives of his children, even if h			
Information	[Type= discrete] [Format=numeric] [Range= 1-93] [Missing=*]		
Statistics [NW/ W]	[Valid=1851 /-] [Invalid=333 /-]		
Value	Label	Cases	Percentage
1	Agree	1730	<div><div></div></div> 93.5%
2	Disagree	121	<div><div></div></div> 6.5%
93	Prefer not to answer	0	
Sysmiss		333	
Warning: these figures indicate the number of cases found in the data file. They cannot be interpreted as summary statistics of the population of interest.			
# srs_gems05: The husband should decide to buy the major household items			
Information	[Type= discrete] [Format=numeric] [Range= 1-93] [Missing=*]		
Statistics [NW/ W]	[Valid=1852 /-] [Invalid=332 /-]		
Value	Label	Cases	Percentage
1	Agree	897	<div><div></div></div> 48.4%
2	Disagree	955	<div><div></div></div> 51.6%
93	Prefer not to answer	0	
Sysmiss		332	

# srs_gems05: The husband should decide to buy the major household items			
Warning: these figures indicate the number of cases found in the data file. They cannot be interpreted as summary statistics of the population of interest.			
# srs_gems06: A woman should obey her husband in all things			
Information	[Type= discrete] [Format=numeric] [Range= 1-93] [Missing=*]		
Statistics [NW/ W]	[Valid=1851 /-] [Invalid=333 /-]		
Value	Label	Cases	Percentage
1	Agree	1302	<div></div> 70.3%
2	Disagree	549	<div></div> 29.7%
93	Prefer not to answer	0	
Sysmiss		333	
Warning: these figures indicate the number of cases found in the data file. They cannot be interpreted as summary statistics of the population of interest.			
# srs_gems07: Males and females have an equal right to finish school			
Information	[Type= discrete] [Format=numeric] [Range= 1-93] [Missing=*]		
Statistics [NW/ W]	[Valid=1849 /-] [Invalid=335 /-]		
Value	Label	Cases	Percentage
1	Agree	1689	<div></div> 91.3%
2	Disagree	160	<div></div> 8.7%
93	Prefer not to answer	0	
Sysmiss		335	
Warning: these figures indicate the number of cases found in the data file. They cannot be interpreted as summary statistics of the population of interest.			
# srs_gems08: Females should have their own source of income			
Information	[Type= discrete] [Format=numeric] [Range= 1-93] [Missing=*]		
Statistics [NW/ W]	[Valid=1851 /-] [Invalid=333 /-]		
Value	Label	Cases	Percentage
1	Agree	1587	<div></div> 85.7%
2	Disagree	264	<div></div> 14.3%
93	Prefer not to answer	0	
Sysmiss		333	
Warning: these figures indicate the number of cases found in the data file. They cannot be interpreted as summary statistics of the population of interest.			
# srs_gems09: It is the man who decides what type of sex to have			
Information	[Type= discrete] [Format=numeric] [Range= 1-93] [Missing=*]		
Statistics [NW/ W]	[Valid=1851 /-] [Invalid=333 /-]		
Value	Label	Cases	Percentage
1	Agree	397	<div></div> 21.4%
2	Disagree	1454	<div></div> 78.6%
93	Prefer not to answer	0	
Sysmiss		333	
Warning: these figures indicate the number of cases found in the data file. They cannot be interpreted as summary statistics of the population of interest.			
# srs_gems10: Men need sex more than women do			
Information	[Type= discrete] [Format=numeric] [Range= 1-93] [Missing=*]		
Statistics [NW/ W]	[Valid=1850 /-] [Invalid=334 /-]		
Value	Label	Cases	Percentage
1	Agree	676	<div></div> 36.5%
2	Disagree	1174	<div></div> 63.5%

# srs_gems10: Men need sex more than women do			
Value	Label	Cases	Percentage
93	Prefer not to answer	0	
Sysmiss		334	
Warning: these figures indicate the number of cases found in the data file. They cannot be interpreted as summary statistics of the population of interest.			
# srs_gems11: You don't talk about sex, you just do it			
Information	[Type= discrete] [Format=numeric] [Range= 1-93] [Missing=*]		
Statistics [NW/ W]	[Valid=1851 /-] [Invalid=333 /-]		
Value	Label	Cases	Percentage
1	Agree	377	<div><div></div></div> 20.4%
2	Disagree	1474	<div><div></div></div> 79.6%
93	Prefer not to answer	0	
Sysmiss		333	
Warning: these figures indicate the number of cases found in the data file. They cannot be interpreted as summary statistics of the population of interest.			
# srs_gems12: Men are always ready to have sex			
Information	[Type= discrete] [Format=numeric] [Range= 1-93] [Missing=*]		
Statistics [NW/ W]	[Valid=1851 /-] [Invalid=333 /-]		
Value	Label	Cases	Percentage
1	Agree	811	<div><div></div></div> 43.8%
2	Disagree	1040	<div><div></div></div> 56.2%
93	Prefer not to answer	0	
Sysmiss		333	
Warning: these figures indicate the number of cases found in the data file. They cannot be interpreted as summary statistics of the population of interest.			
# srs_gems13: A man should know what his partner likes during sex			
Information	[Type= discrete] [Format=numeric] [Range= 1-93] [Missing=*]		
Statistics [NW/ W]	[Valid=1851 /-] [Invalid=333 /-]		
Value	Label	Cases	Percentage
1	Agree	1449	<div><div></div></div> 78.3%
2	Disagree	402	<div><div></div></div> 21.7%
93	Prefer not to answer	0	
Sysmiss		333	
Warning: these figures indicate the number of cases found in the data file. They cannot be interpreted as summary statistics of the population of interest.			
# srs_gems14: A woman who has sex before she marries does not deserve respect			
Information	[Type= discrete] [Format=numeric] [Range= 1-93] [Missing=*]		
Statistics [NW/ W]	[Valid=1851 /-] [Invalid=333 /-]		
Value	Label	Cases	Percentage
1	Agree	464	<div><div></div></div> 25.1%
2	Disagree	1387	<div><div></div></div> 74.9%
93	Prefer not to answer	0	
Sysmiss		333	
Warning: these figures indicate the number of cases found in the data file. They cannot be interpreted as summary statistics of the population of interest.			
# srs_gems15: A woman should not initiate sex			
Information	[Type= discrete] [Format=numeric] [Range= 1-93] [Missing=*]		
Statistics [NW/ W]	[Valid=1851 /-] [Invalid=333 /-]		

# srs_gems15: A woman should not initiate sex			
Value	Label	Cases	Percentage
1	Agree	647	<div><div></div></div> 35.0%
2	Disagree	1204	<div><div></div></div> 65.0%
93	Prefer not to answer	0	
Sysmiss		333	
Warning: these figures indicate the number of cases found in the data file. They cannot be interpreted as summary statistics of the population of interest.			
# srs_gems16: Women who carry condoms are "easy"			
Information	[Type= discrete] [Format=numeric] [Range= 1-93] [Missing=*]		
Statistics [NW/ W]	[Valid=1851 /-] [Invalid=333 /-]		
Value	Label	Cases	Percentage
1	Agree	576	<div><div></div></div> 31.1%
2	Disagree	1275	<div><div></div></div> 68.9%
93	Prefer not to answer	0	
Sysmiss		333	
Warning: these figures indicate the number of cases found in the data file. They cannot be interpreted as summary statistics of the population of interest.			
# srs_gems17: It is a woman's responsibility to avoid getting pregnant			
Information	[Type= discrete] [Format=numeric] [Range= 1-93] [Missing=*]		
Statistics [NW/ W]	[Valid=1850 /-] [Invalid=334 /-]		
Value	Label	Cases	Percentage
1	Agree	1338	<div><div></div></div> 72.3%
2	Disagree	512	<div><div></div></div> 27.7%
93	Prefer not to answer	0	
Sysmiss		334	
Warning: these figures indicate the number of cases found in the data file. They cannot be interpreted as summary statistics of the population of interest.			
# srs_gems18: A couple should decide together if they want to have children			
Information	[Type= discrete] [Format=numeric] [Range= 1-93] [Missing=*]		
Statistics [NW/ W]	[Valid=1852 /-] [Invalid=332 /-]		
Value	Label	Cases	Percentage
1	Agree	1680	<div><div></div></div> 90.7%
2	Disagree	172	<div><div></div></div> 9.3%
93	Prefer not to answer	0	
Sysmiss		332	
Warning: these figures indicate the number of cases found in the data file. They cannot be interpreted as summary statistics of the population of interest.			
# srs_gems19: In my opinion, a woman can suggest using condoms just like a man can			
Information	[Type= discrete] [Format=numeric] [Range= 1-93] [Missing=*]		
Statistics [NW/ W]	[Valid=1852 /-] [Invalid=332 /-]		
Value	Label	Cases	Percentage
1	Agree	1545	<div><div></div></div> 83.4%
2	Disagree	307	<div><div></div></div> 16.6%
93	Prefer not to answer	0	
Sysmiss		332	
Warning: these figures indicate the number of cases found in the data file. They cannot be interpreted as summary statistics of the population of interest.			

# srs_gems20: If a man gets a woman pregnant, the child is the responsibility of both			
Information	[Type= discrete] [Format=numeric] [Range= 1-93] [Missing=*]		
Statistics [NW/ W]	[Valid=1852 /-] [Invalid=332 /-]		
Value	Label	Cases	Percentage
1	Agree	1725	<div><div></div></div> 93.1%
2	Disagree	127	<div><div></div></div> 6.9%
93	Prefer not to answer	0	
Sysmiss		332	
Warning: these figures indicate the number of cases found in the data file. They cannot be interpreted as summary statistics of the population of interest.			
# srs_gems21: A man and a woman should decide together what type of contraceptive to use			
Information	[Type= discrete] [Format=numeric] [Range= 1-93] [Missing=*]		
Statistics [NW/ W]	[Valid=1851 /-] [Invalid=333 /-]		
Value	Label	Cases	Percentage
1	Agree	1641	<div><div></div></div> 88.7%
2	Disagree	210	<div><div></div></div> 11.3%
93	Prefer not to answer	0	
Sysmiss		333	
Warning: these figures indicate the number of cases found in the data file. They cannot be interpreted as summary statistics of the population of interest.			
# srs_gems22: Only when a woman has a child is she a real woman			
Information	[Type= discrete] [Format=numeric] [Range= 1-93] [Missing=*]		
Statistics [NW/ W]	[Valid=1852 /-] [Invalid=332 /-]		
Value	Label	Cases	Percentage
1	Agree	452	<div><div></div></div> 24.4%
2	Disagree	1400	<div><div></div></div> 75.6%
93	Prefer not to answer	0	
Sysmiss		332	
Warning: these figures indicate the number of cases found in the data file. They cannot be interpreted as summary statistics of the population of interest.			
# srs_gems23: A real man produces a male child			
Information	[Type= discrete] [Format=numeric] [Range= 1-93] [Missing=*]		
Statistics [NW/ W]	[Valid=1850 /-] [Invalid=334 /-]		
Value	Label	Cases	Percentage
1	Agree	255	<div><div></div></div> 13.8%
2	Disagree	1595	<div><div></div></div> 86.2%
93	Prefer not to answer	0	
Sysmiss		334	
Warning: these figures indicate the number of cases found in the data file. They cannot be interpreted as summary statistics of the population of interest.			
# srs_gems24: A man and woman should decide together whether to use a condom			
Information	[Type= discrete] [Format=numeric] [Range= 1-93] [Missing=*]		
Statistics [NW/ W]	[Valid=1852 /-] [Invalid=332 /-]		
Value	Label	Cases	Percentage
1	Agree	1612	<div><div></div></div> 87.0%
2	Disagree	240	<div><div></div></div> 13.0%
93	Prefer not to answer	0	
Sysmiss		332	

# srs_gems24: A man and woman should decide together whether to use a condom			
Warning: these figures indicate the number of cases found in the data file. They cannot be interpreted as summary statistics of the population of interest.			
# srs_gems25: There are times when a woman deserves to be beaten			
Information	[Type= discrete] [Format=numeric] [Range= 1-93] [Missing=*]		
Statistics [NW/ W]	[Valid=1851 /-] [Invalid=333 /-]		
Value	Label	Cases	Percentage
1	Agree	252	<div><div></div></div> 13.6%
2	Disagree	1599	<div><div></div></div> 86.4%
93	Prefer not to answer	0	
Sysmiss		333	
Warning: these figures indicate the number of cases found in the data file. They cannot be interpreted as summary statistics of the population of interest.			
# srs_gems26: A woman should tolerate violence in order to keep her family together			
Information	[Type= discrete] [Format=numeric] [Range= 1-93] [Missing=*]		
Statistics [NW/ W]	[Valid=1851 /-] [Invalid=333 /-]		
Value	Label	Cases	Percentage
1	Agree	634	<div><div></div></div> 34.3%
2	Disagree	1217	<div><div></div></div> 65.7%
93	Prefer not to answer	0	
Sysmiss		333	
Warning: these figures indicate the number of cases found in the data file. They cannot be interpreted as summary statistics of the population of interest.			
# srs_gems27: If a woman cheats on a man, it is okay for him to hit her			
Information	[Type= discrete] [Format=numeric] [Range= 1-93] [Missing=*]		
Statistics [NW/ W]	[Valid=1851 /-] [Invalid=333 /-]		
Value	Label	Cases	Percentage
1	Agree	499	<div><div></div></div> 27.0%
2	Disagree	1352	<div><div></div></div> 73.0%
93	Prefer not to answer	0	
Sysmiss		333	
Warning: these figures indicate the number of cases found in the data file. They cannot be interpreted as summary statistics of the population of interest.			
# srs_gems28: If someone insults a man he should defend his reputation with force if he has to			
Information	[Type= discrete] [Format=numeric] [Range= 1-93] [Missing=*]		
Statistics [NW/ W]	[Valid=1851 /-] [Invalid=333 /-]		
Value	Label	Cases	Percentage
1	Agree	574	<div><div></div></div> 31.0%
2	Disagree	1277	<div><div></div></div> 69.0%
93	Prefer not to answer	0	
Sysmiss		333	
Warning: these figures indicate the number of cases found in the data file. They cannot be interpreted as summary statistics of the population of interest.			
# srs_gems29: It is okay for a man to hit his wife if she won't have sex with him.			
Information	[Type= discrete] [Format=numeric] [Range= 1-93] [Missing=*]		
Statistics [NW/ W]	[Valid=1852 /-] [Invalid=332 /-]		
Value	Label	Cases	Percentage
1	Agree	115	<div><div></div></div> 6.2%
2	Disagree	1737	<div><div></div></div> 93.8%

srs_gems29: It is okay for a man to hit his wife if she won't have sex with him.

Value	Label	Cases	Percentage
93	Prefer not to answer	0	
Sysmiss		332	

Warning: these figures indicate the number of cases found in the data file. They cannot be interpreted as summary statistics of the population of interest.

# srs_gems30: A man using violence against his sexual partner is a private matter that shouldn			
Information	[Type= discrete] [Format=numeric] [Range= 1-93] [Missing=*]		
Statistics [NW/ W]	[Valid=1852 /-] [Invalid=332 /-]		
Value	Label	Cases	Percentage
1	Agree	562	30.3%
2	Disagree	1290	69.7%
93	Prefer not to answer	0	
Sysmiss		332	
Warning: these figures indicate the number of cases found in the data file. They cannot be interpreted as summary statistics of the population of interest.			
# srs_female_violence_0: Has any male ever done any of the following things to you:			
Information	[Type= discrete] [Format=numeric] [Range= 0-16] [Missing=*]		
Statistics [NW/ W]	[Valid=186 /-] [Invalid=1998 /-]		
Value	Label	Cases	Percentage
0	Say or do something to humiliate you in front of others?	186	100.0%
2	No	0	
3	Threaten to hurt or harm you or someone close to you?	0	
4	Insult you or make you feel bad about yourself?	0	
5	Push you, shake you, or throw something at you	0	
6	Slap you	0	
7	Twist your arm or pull your hair	0	
8	Punch you with his fist or something that could hurt you	0	
9	Kick you, drag you, or beat you up	0	
10	Try to choke you or burn you on purpose	0	
11	Threatened to attack you with a knife or other weapon	0	
12	Attacked you with a weapon	0	
13	Touched you in a sexual way (e.g. kissing, grabbing, or fondling), when you did not want them to	0	
14	Try to have sexual intercourse with you when you did not want to but did not succeed	0	
15	Physically forced you to have sexual intercourse even when you did not want to	0	
16	Forced you to perform sexual acts when you did not want to	0	
Sysmiss		1998	
Warning: these figures indicate the number of cases found in the data file. They cannot be interpreted as summary statistics of the population of interest.			
# srs_female_violence_10: Has any male ever done any of the following things to you:			
Information	[Type= discrete] [Format=numeric] [Range= 0-16] [Missing=*]		
Statistics [NW/ W]	[Valid=30 /-] [Invalid=2154 /-]		
Value	Label	Cases	Percentage
0	Say or do something to humiliate you in front of others?	0	
2	No	0	
3	Threaten to hurt or harm you or someone close to you?	0	
4	Insult you or make you feel bad about yourself?	0	
5	Push you, shake you, or throw something at you	0	
6	Slap you	0	
7	Twist your arm or pull your hair	0	
8	Punch you with his fist or something that could hurt you	0	

# srs_female_violence_10: Has any male ever done any of the following things to you:			
Value	Label	Cases	Percentage
9	Kick you, drag you, or beat you up	0	 100.0%
10	Try to choke you or burn you on purpose	30	
11	Threatened to attack you with a knife or other weapon	0	
12	Attacked you with a weapon	0	
13	Touched you in a sexual way (e.g. kissing, grabbing, or fondling), when you did not want them to	0	
14	Try to have sexual intercourse with you when you did not want to but did not succeed	0	
15	Physically forced you to have sexual intercourse even when you did not want to	0	
16	Forced you to perform sexual acts when you did not want to	0	
Sysmiss		2154	
Warning: these figures indicate the number of cases found in the data file. They cannot be interpreted as summary statistics of the population of interest.			
# srs_female_violence_11: Has any male ever done any of the following things to you:			
Information	[Type= discrete] [Format=numeric] [Range= 0-16] [Missing=*]		
Statistics [NW/ W]	[Valid=44 /-] [Invalid=2140 /-]		
Value	Label	Cases	Percentage
0	Say or do something to humiliate you in front of others?	0	 100.0%
2	No	0	
3	Threaten to hurt or harm you or someone close to you?	0	
4	Insult you or make you feel bad about yourself?	0	
5	Push you, shake you, or throw something at you	0	
6	Slap you	0	
7	Twist your arm or pull your hair	0	
8	Punch you with his fist or something that could hurt you	0	
9	Kick you, drag you, or beat you up	0	
10	Try to choke you or burn you on purpose	0	
11	Threatened to attack you with a knife or other weapon	44	
12	Attacked you with a weapon	0	
13	Touched you in a sexual way (e.g. kissing, grabbing, or fondling), when you did not want them to	0	
14	Try to have sexual intercourse with you when you did not want to but did not succeed	0	
15	Physically forced you to have sexual intercourse even when you did not want to	0	
16	Forced you to perform sexual acts when you did not want to	0	
Sysmiss		2140	
Warning: these figures indicate the number of cases found in the data file. They cannot be interpreted as summary statistics of the population of interest.			
# srs_female_violence_12: Has any male ever done any of the following things to you:			
Information	[Type= discrete] [Format=numeric] [Range= 0-16] [Missing=*]		
Statistics [NW/ W]	[Valid=20 /-] [Invalid=2164 /-]		
Value	Label	Cases	Percentage
0	Say or do something to humiliate you in front of others?	0	
2	No	0	
3	Threaten to hurt or harm you or someone close to you?	0	
4	Insult you or make you feel bad about yourself?	0	

# srs_female_violence_12: Has any male ever done any of the following things to you:			
Value	Label	Cases	Percentage
5	Push you, shake you, or throw something at you	0	
6	Slap you	0	
7	Twist your arm or pull your hair	0	
8	Punch you with his fist or something that could hurt you	0	
9	Kick you, drag you, or beat you up	0	
10	Try to choke you or burn you on purpose	0	
11	Threatened to attack you with a knife or other weapon	0	
12	Attacked you with a weapon	20	<div><div></div></div> 100.0%
13	Touched you in a sexual way (e.g. kissing, grabbing, or fondling), when you did not want them to	0	
14	Try to have sexual intercourse with you when you did not want to but did not succeed	0	
15	Physically forced you to have sexual intercourse even when you did not want to	0	
16	Forced you to perform sexual acts when you did not want to	0	
Sysmiss		2164	
Warning: these figures indicate the number of cases found in the data file. They cannot be interpreted as summary statistics of the population of interest.			
# srs_female_violence_13: Has any male ever done any of the following things to you:			
Information	[Type= discrete] [Format=numeric] [Range= 0-16] [Missing=*]		
Statistics [NW/ W]	[Valid=68 /-] [Invalid=2116 /-]		
Value	Label	Cases	Percentage
0	Say or do something to humiliate you in front of others?	0	
2	No	0	
3	Threaten to hurt or harm you or someone close to you?	0	
4	Insult you or make you feel bad about yourself?	0	
5	Push you, shake you, or throw something at you	0	
6	Slap you	0	
7	Twist your arm or pull your hair	0	
8	Punch you with his fist or something that could hurt you	0	
9	Kick you, drag you, or beat you up	0	
10	Try to choke you or burn you on purpose	0	
11	Threatened to attack you with a knife or other weapon	0	
12	Attacked you with a weapon	0	
13	Touched you in a sexual way (e.g. kissing, grabbing, or fondling), when you did not want them to	68	<div><div></div></div> 100.0%
14	Try to have sexual intercourse with you when you did not want to but did not succeed	0	
15	Physically forced you to have sexual intercourse even when you did not want to	0	
16	Forced you to perform sexual acts when you did not want to	0	
Sysmiss		2116	
Warning: these figures indicate the number of cases found in the data file. They cannot be interpreted as summary statistics of the population of interest.			
# srs_female_violence_14: Has any male ever done any of the following things to you:			
Information	[Type= discrete] [Format=numeric] [Range= 0-16] [Missing=*]		
Statistics [NW/ W]	[Valid=57 /-] [Invalid=2127 /-]		

srs_female_violence_14: Has any male ever done any of the following things to you:

Value	Label	Cases	Percentage
0	Say or do something to humiliate you in front of others?	0	
2	No	0	
3	Threaten to hurt or harm you or someone close to you?	0	
4	Insult you or make you feel bad about yourself?	0	
5	Push you, shake you, or throw something at you	0	
6	Slap you	0	
7	Twist your arm or pull your hair	0	
8	Punch you with his fist or something that could hurt you	0	
9	Kick you, drag you, or beat you up	0	
10	Try to choke you or burn you on purpose	0	
11	Threatened to attack you with a knife or other weapon	0	
12	Attacked you with a weapon	0	
13	Touched you in a sexual way (e.g. kissing, grabbing, or fondling), when you did not want them to	0	
14	Try to have sexual intercourse with you when you did not want to but did not succeed	57	100.0%
15	Physically forced you to have sexual intercourse even when you did not want to	0	
16	Forced you to perform sexual acts when you did not want to	0	
Sysmiss		2127	

Warning: these figures indicate the number of cases found in the data file. They cannot be interpreted as summary statistics of the population of interest.

srs_female_violence_15: Has any male ever done any of the following things to you:

Information	[Type= discrete] [Format=numeric] [Range= 0-16] [Missing=*]
Statistics [NW/ W]	[Valid=35 /-] [Invalid=2149 /-]

Value	Label	Cases	Percentage
0	Say or do something to humiliate you in front of others?	0	
2	No	0	
3	Threaten to hurt or harm you or someone close to you?	0	
4	Insult you or make you feel bad about yourself?	0	
5	Push you, shake you, or throw something at you	0	
6	Slap you	0	
7	Twist your arm or pull your hair	0	
8	Punch you with his fist or something that could hurt you	0	
9	Kick you, drag you, or beat you up	0	
10	Try to choke you or burn you on purpose	0	
11	Threatened to attack you with a knife or other weapon	0	
12	Attacked you with a weapon	0	
13	Touched you in a sexual way (e.g. kissing, grabbing, or fondling), when you did not want them to	0	
14	Try to have sexual intercourse with you when you did not want to but did not succeed	0	
15	Physically forced you to have sexual intercourse even when you did not want to	35	100.0%
16	Forced you to perform sexual acts when you did not want to	0	
Sysmiss		2149	

Warning: these figures indicate the number of cases found in the data file. They cannot be interpreted as summary statistics of the population of interest.

# srs_female_violence_16: Has any male ever done any of the following things to you:			
Information	[Type= discrete] [Format=numeric] [Range= 0-16] [Missing=*]		
Statistics [NW/ W]	[Valid=39 /-] [Invalid=2145 /-]		
Value	Label	Cases	Percentage
0	Say or do something to humiliate you in front of others?	0	
2	No	0	
3	Threaten to hurt or harm you or someone close to you?	0	
4	Insult you or make you feel bad about yourself?	0	
5	Push you, shake you, or throw something at you	0	
6	Slap you	0	
7	Twist your arm or pull your hair	0	
8	Punch you with his fist or something that could hurt you	0	
9	Kick you, drag you, or beat you up	0	
10	Try to choke you or burn you on purpose	0	
11	Threatened to attack you with a knife or other weapon	0	
12	Attacked you with a weapon	0	
13	Touched you in a sexual way (e.g. kissing, grabbing, or fondling), when you did not want them to	0	
14	Try to have sexual intercourse with you when you did not want to but did not succeed	0	
15	Physically forced you to have sexual intercourse even when you did not want to	0	
16	Forced you to perform sexual acts when you did not want to	39	<div><div></div></div> 100.0%
Sysmiss		2145	
Warning: these figures indicate the number of cases found in the data file. They cannot be interpreted as summary statistics of the population of interest.			
# srs_female_violence_2: Has any male ever done any of the following things to you:			
Information	[Type= discrete] [Format=numeric] [Range= 0-16] [Missing=*]		
Statistics [NW/ W]	[Valid=1203 /-] [Invalid=981 /-]		
Value	Label	Cases	Percentage
0	Say or do something to humiliate you in front of others?	0	
2	No	1203	<div><div></div></div> 100.0%
3	Threaten to hurt or harm you or someone close to you?	0	
4	Insult you or make you feel bad about yourself?	0	
5	Push you, shake you, or throw something at you	0	
6	Slap you	0	
7	Twist your arm or pull your hair	0	
8	Punch you with his fist or something that could hurt you	0	
9	Kick you, drag you, or beat you up	0	
10	Try to choke you or burn you on purpose	0	
11	Threatened to attack you with a knife or other weapon	0	
12	Attacked you with a weapon	0	
13	Touched you in a sexual way (e.g. kissing, grabbing, or fondling), when you did not want them to	0	
14	Try to have sexual intercourse with you when you did not want to but did not succeed	0	
15	Physically forced you to have sexual intercourse even when you did not want to	0	
16	Forced you to perform sexual acts when you did not want to	0	

# srs_female_violence_2: Has any male ever done any of the following things to you:			
Value	Label	Cases	Percentage
Sysmiss		981	
<i>Warning: these figures indicate the number of cases found in the data file. They cannot be interpreted as summary statistics of the population of interest.</i>			
# srs_female_violence_3: Has any male ever done any of the following things to you:			
Information	[Type= discrete] [Format=numeric] [Range= 0-16] [Missing=*]		
Statistics [NW/ W]	[Valid=106 /-] [Invalid=2078 /-]		
Value	Label	Cases	Percentage
0	Say or do something to humiliate you in front of others?	0	
2	No	0	
3	Threaten to hurt or harm you or someone close to you?	106	100.0%
4	Insult you or make you feel bad about yourself?	0	
5	Push you, shake you, or throw something at you	0	
6	Slap you	0	
7	Twist your arm or pull your hair	0	
8	Punch you with his fist or something that could hurt you	0	
9	Kick you, drag you, or beat you up	0	
10	Try to choke you or burn you on purpose	0	
11	Threatened to attack you with a knife or other weapon	0	
12	Attacked you with a weapon	0	
13	Touched you in a sexual way (e.g. kissing, grabbing, or fondling), when you did not want them to	0	
14	Try to have sexual intercourse with you when you did not want to but did not succeed	0	
15	Physically forced you to have sexual intercourse even when you did not want to	0	
16	Forced you to perform sexual acts when you did not want to	0	
Sysmiss		2078	
<i>Warning: these figures indicate the number of cases found in the data file. They cannot be interpreted as summary statistics of the population of interest.</i>			
# srs_female_violence_4: Has any male ever done any of the following things to you:			
Information	[Type= discrete] [Format=numeric] [Range= 0-16] [Missing=*]		
Statistics [NW/ W]	[Valid=194 /-] [Invalid=1990 /-]		
Value	Label	Cases	Percentage
0	Say or do something to humiliate you in front of others?	0	
2	No	0	
3	Threaten to hurt or harm you or someone close to you?	0	
4	Insult you or make you feel bad about yourself?	194	100.0%
5	Push you, shake you, or throw something at you	0	
6	Slap you	0	
7	Twist your arm or pull your hair	0	
8	Punch you with his fist or something that could hurt you	0	
9	Kick you, drag you, or beat you up	0	
10	Try to choke you or burn you on purpose	0	
11	Threatened to attack you with a knife or other weapon	0	
12	Attacked you with a weapon	0	
13	Touched you in a sexual way (e.g. kissing, grabbing, or fondling), when you did not want them to	0	

# srs_female_violence_4: Has any male ever done any of the following things to you:			
Value	Label	Cases	Percentage
14	Try to have sexual intercourse with you when you did not want to but did not succeed	0	
15	Physically forced you to have sexual intercourse even when you did not want to	0	
16	Forced you to perform sexual acts when you did not want to	0	
Sysmiss		1990	
Warning: these figures indicate the number of cases found in the data file. They cannot be interpreted as summary statistics of the population of interest.			
# srs_female_violence_5: Has any male ever done any of the following things to you:			
Information	[Type= discrete] [Format=numeric] [Range= 0-16] [Missing=*]		
Statistics [NW/ W]	[Valid=159 -/] [Invalid=2025 -/]		
Value	Label	Cases	Percentage
0	Say or do something to humiliate you in front of others?	0	
2	No	0	
3	Threaten to hurt or harm you or someone close to you?	0	
4	Insult you or make you feel bad about yourself?	0	
5	Push you, shake you, or throw something at you	159	100.0%
6	Slap you	0	
7	Twist your arm or pull your hair	0	
8	Punch you with his fist or something that could hurt you	0	
9	Kick you, drag you, or beat you up	0	
10	Try to choke you or burn you on purpose	0	
11	Threatened to attack you with a knife or other weapon	0	
12	Attacked you with a weapon	0	
13	Touched you in a sexual way (e.g. kissing, grabbing, or fondling), when you did not want them to	0	
14	Try to have sexual intercourse with you when you did not want to but did not succeed	0	
15	Physically forced you to have sexual intercourse even when you did not want to	0	
16	Forced you to perform sexual acts when you did not want to	0	
Sysmiss		2025	
Warning: these figures indicate the number of cases found in the data file. They cannot be interpreted as summary statistics of the population of interest.			
# srs_female_violence_6: Has any male ever done any of the following things to you:			
Information	[Type= discrete] [Format=numeric] [Range= 0-16] [Missing=*]		
Statistics [NW/ W]	[Valid=252 -/] [Invalid=1932 -/]		
Value	Label	Cases	Percentage
0	Say or do something to humiliate you in front of others?	0	
2	No	0	
3	Threaten to hurt or harm you or someone close to you?	0	
4	Insult you or make you feel bad about yourself?	0	
5	Push you, shake you, or throw something at you	0	
6	Slap you	252	100.0%
7	Twist your arm or pull your hair	0	
8	Punch you with his fist or something that could hurt you	0	
9	Kick you, drag you, or beat you up	0	

# srs_female_violence_6: Has any male ever done any of the following things to you:			
Value	Label	Cases	Percentage
10	Try to choke you or burn you on purpose	0	
11	Threatened to attack you with a knife or other weapon	0	
12	Attacked you with a weapon	0	
13	Touched you in a sexual way (e.g. kissing, grabbing, or fondling), when you did not want them to	0	
14	Try to have sexual intercourse with you when you did not want to but did not succeed	0	
15	Physically forced you to have sexual intercourse even when you did not want to	0	
16	Forced you to perform sexual acts when you did not want to	0	
Sysmiss		1932	
Warning: these figures indicate the number of cases found in the data file. They cannot be interpreted as summary statistics of the population of interest.			
# srs_female_violence_7: Has any male ever done any of the following things to you:			
Information	[Type= discrete] [Format=numeric] [Range= 0-16] [Missing=*]		
Statistics [NW/ W]	[Valid=117 /-] [Invalid=2067 /-]		
Value	Label	Cases	Percentage
0	Say or do something to humiliate you in front of others?	0	
2	No	0	
3	Threaten to hurt or harm you or someone close to you?	0	
4	Insult you or make you feel bad about yourself?	0	
5	Push you, shake you, or throw something at you	0	
6	Slap you	0	
7	Twist your arm or pull your hair	117	100.0%
8	Punch you with his fist or something that could hurt you	0	
9	Kick you, drag you, or beat you up	0	
10	Try to choke you or burn you on purpose	0	
11	Threatened to attack you with a knife or other weapon	0	
12	Attacked you with a weapon	0	
13	Touched you in a sexual way (e.g. kissing, grabbing, or fondling), when you did not want them to	0	
14	Try to have sexual intercourse with you when you did not want to but did not succeed	0	
15	Physically forced you to have sexual intercourse even when you did not want to	0	
16	Forced you to perform sexual acts when you did not want to	0	
Sysmiss		2067	
Warning: these figures indicate the number of cases found in the data file. They cannot be interpreted as summary statistics of the population of interest.			
# srs_female_violence_8: Has any male ever done any of the following things to you:			
Information	[Type= discrete] [Format=numeric] [Range= 0-16] [Missing=*]		
Statistics [NW/ W]	[Valid=52 /-] [Invalid=2132 /-]		
Value	Label	Cases	Percentage
0	Say or do something to humiliate you in front of others?	0	
2	No	0	
3	Threaten to hurt or harm you or someone close to you?	0	
4	Insult you or make you feel bad about yourself?	0	
5	Push you, shake you, or throw something at you	0	

srs_female_violence_8: Has any male ever done any of the following things to you:

Value	Label	Cases	Percentage	
6	Slap you	0	<div><div></div></div> 100.0%	
7	Twist your arm or pull your hair	0		
8	Punch you with his fist or something that could hurt you	52		
9	Kick you, drag you, or beat you up	0		
10	Try to choke you or burn you on purpose	0		
11	Threatened to attack you with a knife or other weapon	0		
12	Attacked you with a weapon	0		
13	Touched you in a sexual way (e.g. kissing, grabbing, or fondling), when you did not want them to	0		
14	Try to have sexual intercourse with you when you did not want to but did not succeed	0		
15	Physically forced you to have sexual intercourse even when you did not want to	0		
16	Forced you to perform sexual acts when you did not want to	0		
Sysmiss		2132		
Warning: these figures indicate the number of cases found in the data file. They cannot be interpreted as summary statistics of the population of interest.				

srs_female_violence_9: Has any male ever done any of the following things to you:

Information	[Type= discrete] [Format=numeric] [Range= 0-16] [Missing=*]		
Statistics [NW/ W]	[Valid=82 /-] [Invalid=2102 /-]		
Value	Label	Cases	Percentage
0	Say or do something to humiliate you in front of others?	0	<div><div></div></div> 100.0%
2	No	0	
3	Threaten to hurt or harm you or someone close to you?	0	
4	Insult you or make you feel bad about yourself?	0	
5	Push you, shake you, or throw something at you	0	
6	Slap you	0	
7	Twist your arm or pull your hair	0	
8	Punch you with his fist or something that could hurt you	0	
9	Kick you, drag you, or beat you up	82	
10	Try to choke you or burn you on purpose	0	
11	Threatened to attack you with a knife or other weapon	0	
12	Attacked you with a weapon	0	
13	Touched you in a sexual way (e.g. kissing, grabbing, or fondling), when you did not want them to	0	
14	Try to have sexual intercourse with you when you did not want to but did not succeed	0	
15	Physically forced you to have sexual intercourse even when you did not want to	0	
16	Forced you to perform sexual acts when you did not want to	0	
Sysmiss		2102	
Warning: these figures indicate the number of cases found in the data file. They cannot be interpreted as summary statistics of the population of interest.			

srs_male_violence_2: Has anyone ever done any of the following things to you:

Information	[Type= discrete] [Format=numeric] [Range= 0-16] [Missing=*]		
Statistics [NW/ W]	[Valid=1 /-] [Invalid=2183 /-]		
Value	Label	Cases	Percentage
0	Say or do something to humiliate you in front of others?	0	

# srs_male_violence_2: Has anyone ever done any of the following things to you:			
Value	Label	Cases	Percentage
2	No	1	100.0%
3	Threaten to hurt or harm you or someone close to you?	0	
4	Insult you or make you feel bad about yourself?	0	
5	Push you, shake you, or throw something at you	0	
6	Slap you	0	
7	Twist your arm or pull your hair	0	
8	Punch you with his fist or something that could hurt you	0	
9	Kick you, drag you, or beat you up	0	
10	Try to choke you or burn you on purpose	0	
11	Threatened to attack you with a knife or other weapon	0	
12	Attacked you with a weapon	0	
13	Touched you in a sexual way (e.g. kissing, grabbing, or fondling), when you did not want them to	0	
14	Try to have sexual intercourse with you when you did not want to but did not succeed	0	
15	Physically forced you to have sexual intercourse even when you did not want to	0	
16	Forced you to perform sexual acts when you did not want to	0	
Sysmiss		2183	
Warning: these figures indicate the number of cases found in the data file. They cannot be interpreted as summary statistics of the population of interest.			
# srs_sasa_expr_0: Has your partner/most recent partner done at least one of the following things t			
Information	[Type= discrete] [Format=numeric] [Range= 0-7] [Missing=*]		
Statistics [NW/ W]	[Valid=15 /-] [Invalid=2169 /-]		
Value	Label	Cases	Percentage
0	Pushed her or shoved her or pulled her hair	15	100.0%
2	No	0	
3	Hit her with his fist or something else that could hurt her	0	
4	Kicked her, dragged her or beat her up	0	
5	Choked or burnt her on purpose	0	
6	Threatened to use or actually used a gun, knife or other weapon against her	0	
7	Threatened to use or actually used a panga (stick) against her	0	
Sysmiss		2169	
Warning: these figures indicate the number of cases found in the data file. They cannot be interpreted as summary statistics of the population of interest.			
# srs_sasa_expr_2: Has your partner/most recent partner done at least one of the following things t			
Information	[Type= discrete] [Format=numeric] [Range= 0-7] [Missing=*]		
Statistics [NW/ W]	[Valid=654 /-] [Invalid=1530 /-]		
Value	Label	Cases	Percentage
0	Pushed her or shoved her or pulled her hair	0	
2	No	654	100.0%
3	Hit her with his fist or something else that could hurt her	0	
4	Kicked her, dragged her or beat her up	0	
5	Choked or burnt her on purpose	0	
6	Threatened to use or actually used a gun, knife or other weapon against her	0	

# srs_sasa_expr_2: Has your partner/most recent partner done at least one of the following things t			
Value	Label	Cases	Percentage
7	Threatened to use or actually used a panga (stick) against her	0	
Sysmiss		1530	
Warning: these figures indicate the number of cases found in the data file. They cannot be interpreted as summary statistics of the population of interest.			
# srs_sasa_expr_3: Has your partner/most recent partner done at least one of the following things t			
Information	[Type= discrete] [Format=numeric] [Range= 0-7] [Missing=*]		
Statistics [NW/ W]	[Valid=25 /-] [Invalid=2159 /-]		
Value	Label	Cases	Percentage
0	Pushed her or shoved her or pulled her hair	0	
2	No	0	
3	Hit her with his fist or something else that could hurt her	25	100.0%
4	Kicked her, dragged her or beat her up	0	
5	Choked or burnt her on purpose	0	
6	Threatened to use or actually used a gun, knife or other weapon against her	0	
7	Threatened to use or actually used a panga (stick) against her	0	
Sysmiss		2159	
Warning: these figures indicate the number of cases found in the data file. They cannot be interpreted as summary statistics of the population of interest.			
# srs_sasa_expr_4: Has your partner/most recent partner done at least one of the following things t			
Information	[Type= discrete] [Format=numeric] [Range= 0-7] [Missing=*]		
Statistics [NW/ W]	[Valid=19 /-] [Invalid=2165 /-]		
Value	Label	Cases	Percentage
0	Pushed her or shoved her or pulled her hair	0	
2	No	0	
3	Hit her with his fist or something else that could hurt her	0	
4	Kicked her, dragged her or beat her up	19	100.0%
5	Choked or burnt her on purpose	0	
6	Threatened to use or actually used a gun, knife or other weapon against her	0	
7	Threatened to use or actually used a panga (stick) against her	0	
Sysmiss		2165	
Warning: these figures indicate the number of cases found in the data file. They cannot be interpreted as summary statistics of the population of interest.			
# srs_sasa_expr_5: Has your partner/most recent partner done at least one of the following things t			
Information	[Type= discrete] [Format=numeric] [Range= 0-7] [Missing=*]		
Statistics [NW/ W]	[Valid=7 /-] [Invalid=2177 /-]		
Value	Label	Cases	Percentage
0	Pushed her or shoved her or pulled her hair	0	
2	No	0	
3	Hit her with his fist or something else that could hurt her	0	
4	Kicked her, dragged her or beat her up	0	
5	Choked or burnt her on purpose	7	100.0%
6	Threatened to use or actually used a gun, knife or other weapon against her	0	
7	Threatened to use or actually used a panga (stick) against her	0	
Sysmiss		2177	

# srs_sasa_expr_5: Has your partner/most recent partner done at least one of the following things t			
Warning: these figures indicate the number of cases found in the data file. They cannot be interpreted as summary statistics of the population of interest.			
# srs_sasa_expr_6: Has your partner/most recent partner done at least one of the following things t			
Information	[Type= discrete] [Format=numeric] [Range= 0-7] [Missing=*]		
Statistics [NW/ W]	[Valid=6 /-] [Invalid=2178 /-]		
Value	Label	Cases	Percentage
0	Pushed her or shoved her or pulled her hair	0	
2	No	0	
3	Hit her with his fist or something else that could hurt her	0	
4	Kicked her, dragged her or beat her up	0	
5	Choked or burnt her on purpose	0	
6	Threatened to use or actually used a gun, knife or other weapon against her	6	<div><div></div></div> 100.0%
7	Threatened to use or actually used a panga (stick) against her	0	
Sysmiss		2178	
Warning: these figures indicate the number of cases found in the data file. They cannot be interpreted as summary statistics of the population of interest.			
# srs_sasa_expr_7: Has your partner/most recent partner done at least one of the following things t			
Information	[Type= discrete] [Format=numeric] [Range= 0-7] [Missing=*]		
Statistics [NW/ W]	[Valid=10 /-] [Invalid=2174 /-]		
Value	Label	Cases	Percentage
0	Pushed her or shoved her or pulled her hair	0	
2	No	0	
3	Hit her with his fist or something else that could hurt her	0	
4	Kicked her, dragged her or beat her up	0	
5	Choked or burnt her on purpose	0	
6	Threatened to use or actually used a gun, knife or other weapon against her	0	
7	Threatened to use or actually used a panga (stick) against her	10	<div><div></div></div> 100.0%
Sysmiss		2174	
Warning: these figures indicate the number of cases found in the data file. They cannot be interpreted as summary statistics of the population of interest.			
# srs_srpscale01: Most of the time, we do what my partner wants to do			
Information	[Type= discrete] [Format=numeric] [Range= 1-4] [Missing=*]		
Statistics [NW/ W]	[Valid=115 /-] [Invalid=2069 /-]		
Value	Label	Cases	Percentage
1	Strongly Agree	11	<div><div></div></div> 9.6%
2	Agree	20	<div><div></div></div> 17.4%
3	Disagree	71	<div><div></div></div> 61.7%
4	Strongly Disagree	13	<div><div></div></div> 11.3%
Sysmiss		2069	
Warning: these figures indicate the number of cases found in the data file. They cannot be interpreted as summary statistics of the population of interest.			
# srs_srpscale02: My partner won't let me wear certain things			
Information	[Type= discrete] [Format=numeric] [Range= 1-4] [Missing=*]		
Statistics [NW/ W]	[Valid=115 /-] [Invalid=2069 /-]		
Value	Label	Cases	Percentage
1	Strongly Agree	20	<div><div></div></div> 17.4%

# srs_srpscale02: My partner won't let me wear certain things			
Value	Label	Cases	Percentage
2	Agree	21	<div><div></div></div> 18.3%
3	Disagree	56	<div><div></div></div> 48.7%
4	Strongly Disagree	18	<div><div></div></div> 15.7%
Sysmiss		2069	
Warning: these figures indicate the number of cases found in the data file. They cannot be interpreted as summary statistics of the population of interest.			
# srs_srpscale03: When my partner and I are together, I'm pretty quiet			
Information	[Type= discrete] [Format=numeric] [Range= 1-4] [Missing=*]		
Statistics [NW/ W]	[Valid=114 -/] [Invalid=2070 -/]		
Value	Label	Cases	Percentage
1	Strongly Agree	17	<div><div></div></div> 14.9%
2	Agree	11	<div><div></div></div> 9.6%
3	Disagree	66	<div><div></div></div> 57.9%
4	Strongly Disagree	20	<div><div></div></div> 17.5%
Sysmiss		2070	
Warning: these figures indicate the number of cases found in the data file. They cannot be interpreted as summary statistics of the population of interest.			
# srs_srpscale04: My partner has more say than I do about important decisions that affect us			
Information	[Type= discrete] [Format=numeric] [Range= 1-4] [Missing=*]		
Statistics [NW/ W]	[Valid=115 -/] [Invalid=2069 -/]		
Value	Label	Cases	Percentage
1	Strongly Agree	15	<div><div></div></div> 13.0%
2	Agree	15	<div><div></div></div> 13.0%
3	Disagree	62	<div><div></div></div> 53.9%
4	Strongly Disagree	23	<div><div></div></div> 20.0%
Sysmiss		2069	
Warning: these figures indicate the number of cases found in the data file. They cannot be interpreted as summary statistics of the population of interest.			
# srs_srpscale05: My partner tells me who I can spend time with			
Information	[Type= discrete] [Format=numeric] [Range= 1-4] [Missing=*]		
Statistics [NW/ W]	[Valid=115 -/] [Invalid=2069 -/]		
Value	Label	Cases	Percentage
1	Strongly Agree	11	<div><div></div></div> 9.6%
2	Agree	11	<div><div></div></div> 9.6%
3	Disagree	65	<div><div></div></div> 56.5%
4	Strongly Disagree	28	<div><div></div></div> 24.3%
Sysmiss		2069	
Warning: these figures indicate the number of cases found in the data file. They cannot be interpreted as summary statistics of the population of interest.			
# srs_srpscale06: If I asked my partner to use a condom, he would think I'm having sex with other			
Information	[Type= discrete] [Format=numeric] [Range= 1-4] [Missing=*]		
Statistics [NW/ W]	[Valid=114 -/] [Invalid=2070 -/]		
Value	Label	Cases	Percentage
1	Strongly Agree	12	<div><div></div></div> 10.5%
2	Agree	9	<div><div></div></div> 7.9%
3	Disagree	60	<div><div></div></div> 52.6%

# srs_srpscale06: If I asked my partner to use a condom, he would think I'm having sex with other			
Value	Label	Cases	Percentage
4	Strongly Disagree	33	<div><div></div></div> 28.9%
Sysmiss		2070	
Warning: these figures indicate the number of cases found in the data file. They cannot be interpreted as summary statistics of the population of interest.			
# srs_srpscale07: I feel trapped or stuck in our relationship			
Information	[Type= discrete] [Format=numeric] [Range= 1-4] [Missing=*]		
Statistics [NW/ W]	[Valid=115 /-] [Invalid=2069 /-]		
Value	Label	Cases	Percentage
1	Strongly Agree	8	<div><div></div></div> 7.0%
2	Agree	8	<div><div></div></div> 7.0%
3	Disagree	65	<div><div></div></div> 56.5%
4	Strongly Disagree	34	<div><div></div></div> 29.6%
Sysmiss		2069	
Warning: these figures indicate the number of cases found in the data file. They cannot be interpreted as summary statistics of the population of interest.			
# srs_srpscale08: My partner does what he wants, even if I do not want him to			
Information	[Type= discrete] [Format=numeric] [Range= 1-4] [Missing=*]		
Statistics [NW/ W]	[Valid=115 /-] [Invalid=2069 /-]		
Value	Label	Cases	Percentage
1	Strongly Agree	7	<div><div></div></div> 6.1%
2	Agree	11	<div><div></div></div> 9.6%
3	Disagree	60	<div><div></div></div> 52.2%
4	Strongly Disagree	37	<div><div></div></div> 32.2%
Sysmiss		2069	
Warning: these figures indicate the number of cases found in the data file. They cannot be interpreted as summary statistics of the population of interest.			
# srs_srpscale09: I am more committed to our relationship than my partner is			
Information	[Type= discrete] [Format=numeric] [Range= 1-4] [Missing=*]		
Statistics [NW/ W]	[Valid=115 /-] [Invalid=2069 /-]		
Value	Label	Cases	Percentage
1	Strongly Agree	19	<div><div></div></div> 16.5%
2	Agree	14	<div><div></div></div> 12.2%
3	Disagree	56	<div><div></div></div> 48.7%
4	Strongly Disagree	26	<div><div></div></div> 22.6%
Sysmiss		2069	
Warning: these figures indicate the number of cases found in the data file. They cannot be interpreted as summary statistics of the population of interest.			
# srs_srpscale10: When my partner and I disagree, he gets his way most of the time			
Information	[Type= discrete] [Format=numeric] [Range= 1-4] [Missing=*]		
Statistics [NW/ W]	[Valid=115 /-] [Invalid=2069 /-]		
Value	Label	Cases	Percentage
1	Strongly Agree	12	<div><div></div></div> 10.4%
2	Agree	16	<div><div></div></div> 13.9%
3	Disagree	61	<div><div></div></div> 53.0%
4	Strongly Disagree	26	<div><div></div></div> 22.6%
Sysmiss		2069	

# srs_srpscale10: When my partner and I disagree, he gets his way most of the time			
Warning: these figures indicate the number of cases found in the data file. They cannot be interpreted as summary statistics of the population of interest.			
# srs_srpscale11: My partner gets more out of our relationship than I do			
Information	[Type= discrete] [Format=numeric] [Range= 1-4] [Missing=*]		
Statistics [NW/ W]	[Valid=115 /-] [Invalid=2069 /-]		
Value	Label	Cases	Percentage
1	Strongly Agree	10	<div><div></div></div> 8.7%
2	Agree	11	<div><div></div></div> 9.6%
3	Disagree	68	<div><div></div></div> 59.1%
4	Strongly Disagree	26	<div><div></div></div> 22.6%
Sysmiss		2069	
Warning: these figures indicate the number of cases found in the data file. They cannot be interpreted as summary statistics of the population of interest.			
# srs_srpscale12: My partner always wants to know where I am			
Information	[Type= discrete] [Format=numeric] [Range= 1-4] [Missing=*]		
Statistics [NW/ W]	[Valid=115 /-] [Invalid=2069 /-]		
Value	Label	Cases	Percentage
1	Strongly Agree	35	<div><div></div></div> 30.4%
2	Agree	23	<div><div></div></div> 20.0%
3	Disagree	45	<div><div></div></div> 39.1%
4	Strongly Disagree	12	<div><div></div></div> 10.4%
Sysmiss		2069	
Warning: these figures indicate the number of cases found in the data file. They cannot be interpreted as summary statistics of the population of interest.			
# srs_srpscale13: If I asked my partner to use a condom, he would get angry			
Information	[Type= discrete] [Format=numeric] [Range= 1-4] [Missing=*]		
Statistics [NW/ W]	[Valid=114 /-] [Invalid=2070 /-]		
Value	Label	Cases	Percentage
1	Strongly Agree	12	<div><div></div></div> 10.5%
2	Agree	7	<div><div></div></div> 6.1%
3	Disagree	63	<div><div></div></div> 55.3%
4	Strongly Disagree	32	<div><div></div></div> 28.1%
Sysmiss		2070	
Warning: these figures indicate the number of cases found in the data file. They cannot be interpreted as summary statistics of the population of interest.			
# srs_srpscale14: If I asked my partner to use a condom, he would get violent			
Information	[Type= discrete] [Format=numeric] [Range= 1-4] [Missing=*]		
Statistics [NW/ W]	[Valid=114 /-] [Invalid=2070 /-]		
Value	Label	Cases	Percentage
1	Strongly Agree	2	<div><div></div></div> 1.8%
2	Agree	10	<div><div></div></div> 8.8%
3	Disagree	68	<div><div></div></div> 59.6%
4	Strongly Disagree	34	<div><div></div></div> 29.8%
Sysmiss		2070	
Warning: these figures indicate the number of cases found in the data file. They cannot be interpreted as summary statistics of the population of interest.			
# srs_dmdscale01: Who usually has more say about whose friends to go out with?			
Information	[Type= discrete] [Format=numeric] [Range= 1-80] [Missing=*]		

# srs_dmdscale01: Who usually has more say about whose friends to go out with?			
Statistics [NW/ W]		[Valid=1852 /-] [Invalid=332 /-]	
Value	Label	Cases	Percentage
1	Your partner	154	<div><div></div></div> 8.3%
2	Both of You Equally	321	<div><div></div></div> 17.3%
3	You	506	<div><div></div></div> 27.3%
80	I have no partner	871	<div><div></div></div> 47.0%
Sysmiss		332	
Warning: these figures indicate the number of cases found in the data file. They cannot be interpreted as summary statistics of the population of interest.			
# srs_dmdscale02: Who usually has more say about whether you have sex?			
Information		[Type= discrete] [Format=numeric] [Range= 1-80] [Missing=*]	
Statistics [NW/ W]		[Valid=765 /-] [Invalid=1419 /-]	
Value	Label	Cases	Percentage
1	Your partner	145	<div><div></div></div> 19.0%
2	Both of You Equally	427	<div><div></div></div> 55.8%
3	You	163	<div><div></div></div> 21.3%
80	I have no partner	30	<div><div></div></div> 3.9%
Sysmiss		1419	
Warning: these figures indicate the number of cases found in the data file. They cannot be interpreted as summary statistics of the population of interest.			
# srs_dmdscale03: Who usually has more say about what you do together?			
Information		[Type= discrete] [Format=numeric] [Range= 1-80] [Missing=*]	
Statistics [NW/ W]		[Valid=1852 /-] [Invalid=332 /-]	
Value	Label	Cases	Percentage
1	Your partner	159	<div><div></div></div> 8.6%
2	Both of You Equally	567	<div><div></div></div> 30.6%
3	You	253	<div><div></div></div> 13.7%
80	I have no partner	873	<div><div></div></div> 47.1%
Sysmiss		332	
Warning: these figures indicate the number of cases found in the data file. They cannot be interpreted as summary statistics of the population of interest.			
# srs_dmdscale04: Who usually has more say about how often you see one another?			
Information		[Type= discrete] [Format=numeric] [Range= 1-80] [Missing=*]	
Statistics [NW/ W]		[Valid=1852 /-] [Invalid=332 /-]	
Value	Label	Cases	Percentage
1	Your partner	186	<div><div></div></div> 10.0%
2	Both of You Equally	485	<div><div></div></div> 26.2%
3	You	308	<div><div></div></div> 16.6%
80	I have no partner	873	<div><div></div></div> 47.1%
Sysmiss		332	
Warning: these figures indicate the number of cases found in the data file. They cannot be interpreted as summary statistics of the population of interest.			
# srs_dmdscale05: Who usually has more say about when you talk about serious things?			
Information		[Type= discrete] [Format=numeric] [Range= 1-80] [Missing=*]	
Statistics [NW/ W]		[Valid=1852 /-] [Invalid=332 /-]	
Value	Label	Cases	Percentage
1	Your partner	243	<div><div></div></div> 13.1%

# srs_dmdscale05: Who usually has more say about when you talk about serious things?			
Value	Label	Cases	Percentage
2	Both of You Equally	540	<div><div></div></div> 29.2%
3	You	207	<div><div></div></div> 11.2%
80	I have no partner	862	<div><div></div></div> 46.5%
Sysmiss		332	
Warning: these figures indicate the number of cases found in the data file. They cannot be interpreted as summary statistics of the population of interest.			
# srs_dmdscale06: In general, who do you think has more power in your relationship?			
Information	[Type= discrete] [Format=numeric] [Range= 1-80] [Missing=*]		
Statistics [NW/ W]	[Valid=1852 /-] [Invalid=332 /-]		
Value	Label	Cases	Percentage
1	Your partner	299	<div><div></div></div> 16.1%
2	Both of You Equally	465	<div><div></div></div> 25.1%
3	You	215	<div><div></div></div> 11.6%
80	I have no partner	873	<div><div></div></div> 47.1%
Sysmiss		332	
Warning: these figures indicate the number of cases found in the data file. They cannot be interpreted as summary statistics of the population of interest.			
# srs_dmdscale07: Who usually has more say about whether you use condoms?			
Information	[Type= discrete] [Format=numeric] [Range= 1-80] [Missing=*]		
Statistics [NW/ W]	[Valid=765 /-] [Invalid=1419 /-]		
Value	Label	Cases	Percentage
1	Your partner	94	<div><div></div></div> 12.3%
2	Both of You Equally	442	<div><div></div></div> 57.8%
3	You	200	<div><div></div></div> 26.1%
80	I have no partner	29	<div><div></div></div> 3.8%
Sysmiss		1419	
Warning: these figures indicate the number of cases found in the data file. They cannot be interpreted as summary statistics of the population of interest.			
# srs_dmdscale08: Who usually has more say about what types of sexual acts you do?			
Information	[Type= discrete] [Format=numeric] [Range= 1-80] [Missing=*]		
Statistics [NW/ W]	[Valid=765 /-] [Invalid=1419 /-]		
Value	Label	Cases	Percentage
1	Your partner	148	<div><div></div></div> 19.3%
2	Both of You Equally	473	<div><div></div></div> 61.8%
3	You	114	<div><div></div></div> 14.9%
80	I have no partner	30	<div><div></div></div> 3.9%
Sysmiss		1419	
Warning: these figures indicate the number of cases found in the data file. They cannot be interpreted as summary statistics of the population of interest.			
# srs_sv_to_contact: If it is safe for you to wait up to 3 days for help, then click HERE to give us			
Information	[Type= discrete] [Format=numeric] [Range= 0-98] [Missing=*]		
Statistics [NW/ W]	[Valid=1851 /-] [Invalid=333 /-]		
Value	Label	Cases	Percentage
0	No, I have never had it	0	
1	Yes	177	<div><div></div></div> 9.6%
2	No	1504	<div><div></div></div> 81.3%

# srs_sv_to_contact: If it is safe for you to wait up to 3 days for help, then click HERE to give us			
Value	Label	Cases	Percentage
3	Yes, but not sure about the exact age	0	
90	I am not sure	0	
93	Prefer not to answer	64	<div></div> 3.5%
95	Not had sex with this partner in the last 4 weeks	0	
98	Don't know	106	<div></div> 5.7%
Sysmiss		333	
<i>Warning: these figures indicate the number of cases found in the data file. They cannot be interpreted as summary statistics of the population of interest.</i>			
# srs_sv_contact_method: Please tell us how you would like us to contact you:			
Information	[Type= discrete] [Format=numeric] [Range= 1-2] [Missing=*]		
Statistics [NW/ W]	[Valid=177 /-] [Invalid=2007 /-]		
Value	Label	Cases	Percentage
1	Phone call	146	<div></div> 82.5%
2	Home visit by Social Worker	31	<div></div> 17.5%
Sysmiss		2007	
<i>Warning: these figures indicate the number of cases found in the data file. They cannot be interpreted as summary statistics of the population of interest.</i>			
# srs_sv_phonetime: Please indicate when is best to call:			
Information	[Type= discrete] [Format=character] [Missing=*]		
Statistics [NW/ W]	[Valid=150 /-] [Invalid=0 /-]		

# srs_sv_visittime: Please indicate which time of day is best:			
Information	[Type= discrete] [Format=character] [Missing=*]		
Statistics [NW/ W]	[Valid=34 /-] [Invalid=0 /-]		
# srs_assisted_by: Did the participant respond to the question on the tablet or was the participant			
Information	[Type= discrete] [Format=numeric] [Range= 1-4] [Missing=*]		
Statistics [NW/ W]	[Valid=1853 /-] [Invalid=331 /-]		
Value	Label	Cases	Percentage
1	No, Field worker assisted with 1 or 2 pages	25	<div><div></div></div> 1.3%
2	Yes, Participant responded by themselves	1817	<div><div></div></div> 98.1%
3	No, Field worker assisted with 3 or more pages	1	<div><div></div></div> 0.1%
4	No, Field worker assisted with all pages	10	<div><div></div></div> 0.5%
Sysmiss		331	
Warning: these figures indicate the number of cases found in the data file. They cannot be interpreted as summary statistics of the population of interest.			

File : AHRI.DREAMS.NestedCohort.SpecimenCollection.2018.v1

project_id: REDCap Project Identifier

Information [Type= discrete] [Format=numeric] [Range= 319-319] [Missing=*]

Statistics [NW/ W] [Valid=2184 /-] [Invalid=0 /-]

Value	Label	Cases	Percentage
319		2184	100.0%

Warning: these figures indicate the number of cases found in the data file. They cannot be interpreted as summary statistics of the population of interest.

event_id: REDCap Event Identifier

Information [Type= discrete] [Format=numeric] [Range= 939-939] [Missing=*]

Statistics [NW/ W] [Valid=2184 /-] [Invalid=0 /-]

Value	Label	Cases	Percentage
939		2184	100.0%

Warning: these figures indicate the number of cases found in the data file. They cannot be interpreted as summary statistics of the population of interest.

cohort: Cohort Description

Information [Type= discrete] [Format=character] [Missing=*]

Statistics [NW/ W] [Valid=2184 /-] [Invalid=0 /-]

Value	Label	Cases	Percentage
Nested Cohort		2184	100.0%

Warning: these figures indicate the number of cases found in the data file. They cannot be interpreted as summary statistics of the population of interest.

round: Round Description

Information [Type= discrete] [Format=character] [Missing=*]

Statistics [NW/ W] [Valid=2184 /-] [Invalid=0 /-]

Value	Label	Cases	Percentage
Follow Up 1 - 2018		2184	100.0%

Warning: these figures indicate the number of cases found in the data file. They cannot be interpreted as summary statistics of the population of interest.

IIntId: Individual ID

Information [Type= continuous] [Format=numeric] [Range= 48-213726] [Missing=*]

Statistics [NW/ W] [Valid=2184 /-] [Invalid=0 /-] [Mean=96769.021 /-] [StdDev=45132.469 /-]

dr_specim_collec: Was a research blood specimen collected?

Information [Type= discrete] [Format=numeric] [Range= 0-98] [Missing=*]

Statistics [NW/ W] [Valid=1782 /-] [Invalid=402 /-]

Value	Label	Cases	Percentage
0	No, I have never had it	0	
1	Yes	1753	98.4%
2	No	29	1.6%
3	Yes, but not sure about the exact age	0	
90	I am not sure	0	
93	Prefer not to answer	0	
95	Not had sex with this partner in the last 4 weeks	0	
98	Don't know	0	
Sysmiss		402	

Warning: these figures indicate the number of cases found in the data file. They cannot be interpreted as summary statistics of the population of interest.

File : AHRI.DREAMS.NestedCohort.SpecimenCollection.2018.v1

dr_participant_id: Scan the Participant ID

Information	[Type= discrete] [Format=character] [Missing=*]
Statistics [NW/ W]	[Valid=1753 /-] [Invalid=0 /-]

dr_barcode: Scan Specimen barcode here

Information	[Type= discrete] [Format=character] [Missing=*]
Statistics [NW/ W]	[Valid=1753 /-] [Invalid=0 /-]

dr_specimen_status: Specimen Status

Information	[Type= discrete] [Format=character] [Missing=*]
Statistics [NW/ W]	[Valid=0 /-] [Invalid=0 /-]

dr_specimen_dt: Specimen Collection Date

Information	[Type= discrete] [Format=character] [Missing=*]
Statistics [NW/ W]	[Valid=1753 /-]

dr_hsv_test_result: HSV Result

Information	[Type= discrete] [Format=numeric] [Range= 0-93] [Missing=*]
Statistics [NW/ W]	[Valid=1734 /-] [Invalid=450 /-]

Value	Label	Cases	Percentage
0	Negative	1253	72.3%
1	Positive	481	27.7%
93	Prefer not to answer	0	
Sysmiss		450	

Warning: these figures indicate the number of cases found in the data file. They cannot be interpreted as summary statistics of the population of interest.

dr_hiv_test_result: HIV Result

Information	[Type= discrete] [Format=numeric] [Missing=*]
Statistics [NW/ W]	[Valid=0 /-] [Invalid=2184 /-]

Value	Label	Cases	Percentage
Sysmiss		2184	

Warning: these figures indicate the number of cases found in the data file. They cannot be interpreted as summary statistics of the population of interest.

dr_refer_clinic: Does this person wishes to be referred to the fixed clinic for HIV testing?

Information	[Type= discrete] [Format=numeric] [Range= 0-98] [Missing=*]
Statistics [NW/ W]	[Valid=1848 /-] [Invalid=336 /-]

Value	Label	Cases	Percentage
0	No, I have never had it	0	
1	Yes	26	1.4%
2	No	1822	98.6%
3	Yes, but not sure about the exact age	0	
90	I am not sure	0	
93	Prefer not to answer	0	
95	Not had sex with this partner in the last 4 weeks	0	
98	Don't know	0	
Sysmiss		336	

Warning: these figures indicate the number of cases found in the data file. They cannot be interpreted as summary statistics of the population of interest.

File : AHRI.DREAMS.NestedCohort.SpecimenCollection.2018.v1**# dr_target_clinicdate: What is the agreed target date to get to the clinic?**

Information	[Type= discrete] [Format=character] [Missing=*]
Statistics [NW/ W]	[Valid=25 /-]

dr_target_clinicname: To which clinic is the individual going?

Information	[Type= discrete] [Format=character] [Missing=*]
Statistics [NW/ W]	[Valid=25 /-] [Invalid=0 /-]

dr_target_clinicth_in: Please specify details of the clinic other the individual is going <u

Information	[Type= discrete] [Format=character] [Missing=*]
Statistics [NW/ W]	[Valid=0 /-] [Invalid=0 /-]

dr_target_clinicth_out: Please specify details of the clinic the individual is going <u

Information	[Type= discrete] [Format=character] [Missing=*]
Statistics [NW/ W]	[Valid=0 /-] [Invalid=0 /-]