

South Africa

Dr Maryam, Shahmanesh, Africa Health Research Institute

DREAMS-Multilevel Baseline

Study Documentation

October 7, 2020

Metadata Production

Metadata Producer(s)	Africa Health Research Institute (AHRI)
Identification	DDI.AHRI.DREAMS.Multilevel.Baseline

Table of Contents

Overview.....	4
Scope & Coverage.....	4
Producers & Sponsors.....	4
Sampling.....	5
Data Collection.....	5
Data Processing & Appraisal.....	5
Accessibility.....	5
Files Description.....	7
AHRI.DREAMS.MultiLevel.AssessmentOfCapacity.2018.v2.....	7
AHRI.DREAMS.MultiLevel.CombinedDataset.2018.v2.....	7
AHRI.DREAMS.MultiLevel.ContactAttempts.2018.v2.....	7
AHRI.DREAMS.MultiLevel.ExposureToDREAMS.2018.v2.....	7
AHRI.DREAMS.MultiLevel.ExposureToShuga.2018.v2.....	7
AHRI.DREAMS.MultiLevel.IndivEduEcoNutritionSituation.2018.v2.....	7
AHRI.DREAMS.MultiLevel.IndivGeneralHealth.2018.v2.....	7
AHRI.DREAMS.MultiLevel.IndividualConsent_Age13-17.2018.v2.....	7
AHRI.DREAMS.MultiLevel.IndividualConsent_Age18-22.2018.v2.....	7
AHRI.DREAMS.MultiLevel.MeasureMediateVars.2018.v2.....	8
AHRI.DREAMS.MultiLevel.OtherRiskBehaviour.2018.v2.....	8
AHRI.DREAMS.MultiLevel.ParentGuardianConsent.2018.v2.....	8
AHRI.DREAMS.MultiLevel.PersonalInformation.2018.v2.....	8
AHRI.DREAMS.MultiLevel.SexualRelatInterviewer.2018.v2.....	8
AHRI.DREAMS.MultiLevel.SexualRelatSelfFilled.2018.v2.....	8
AHRI.DREAMS.MultiLevel.SpecimenCollection.2018.v2.....	8
Variables List.....	9
AHRI.DREAMS.MultiLevel.AssessmentOfCapacity.2018.v2.....	9
AHRI.DREAMS.MultiLevel.CombinedDataset.2018.v2.....	9
AHRI.DREAMS.MultiLevel.ContactAttempts.2018.v2.....	63
AHRI.DREAMS.MultiLevel.ExposureToDREAMS.2018.v2.....	66
AHRI.DREAMS.MultiLevel.ExposureToShuga.2018.v2.....	75
AHRI.DREAMS.MultiLevel.IndivEduEcoNutritionSituation.2018.v2.....	79
AHRI.DREAMS.MultiLevel.IndivGeneralHealth.2018.v2.....	84
AHRI.DREAMS.MultiLevel.IndividualConsent_Age13-17.2018.v2.....	89
AHRI.DREAMS.MultiLevel.IndividualConsent_Age18-22.2018.v2.....	90
AHRI.DREAMS.MultiLevel.MeasureMediateVars.2018.v2.....	91
AHRI.DREAMS.MultiLevel.OtherRiskBehaviour.2018.v2.....	96
AHRI.DREAMS.MultiLevel.ParentGuardianConsent.2018.v2.....	96
AHRI.DREAMS.MultiLevel.PersonalInformation.2018.v2.....	97
AHRI.DREAMS.MultiLevel.SexualRelatInterviewer.2018.v2.....	98
AHRI.DREAMS.MultiLevel.SexualRelatSelfFilled.2018.v2.....	102
AHRI.DREAMS.MultiLevel.SpecimenCollection.2018.v2.....	118
Variables Description.....	119
AHRI.DREAMS.MultiLevel.AssessmentOfCapacity.2018.v2.....	120
AHRI.DREAMS.MultiLevel.CombinedDataset.2018.v2.....	122
AHRI.DREAMS.MultiLevel.ContactAttempts.2018.v2.....	495
AHRI.DREAMS.MultiLevel.ExposureToDREAMS.2018.v2.....	516
AHRI.DREAMS.MultiLevel.ExposureToShuga.2018.v2.....	571
AHRI.DREAMS.MultiLevel.IndivEduEcoNutritionSituation.2018.v2.....	595
AHRI.DREAMS.MultiLevel.IndivGeneralHealth.2018.v2.....	642
AHRI.DREAMS.MultiLevel.IndividualConsent_Age13-17.2018.v2.....	665
AHRI.DREAMS.MultiLevel.IndividualConsent_Age18-22.2018.v2.....	671
AHRI.DREAMS.MultiLevel.MeasureMediateVars.2018.v2.....	676
AHRI.DREAMS.MultiLevel.OtherRiskBehaviour.2018.v2.....	709
AHRI.DREAMS.MultiLevel.ParentGuardianConsent.2018.v2.....	711

<u>AHRI.DREAMS.MultiLevel.PersonalInformation.2018.v2.....</u>	<u>716</u>
<u>AHRI.DREAMS.MultiLevel.SexualRelatInterviewer.2018.v2.....</u>	<u>718</u>
<u>AHRI.DREAMS.MultiLevel.SexualRelatSelfFilled.2018.v2.....</u>	<u>743</u>
<u>AHRI.DREAMS.MultiLevel.SpecimenCollection.2018.v2.....</u>	<u>847</u>

DREAMS-Multilevel Baseline

Overview	
Identification	AHRI.DREAMS.Multilevel.Baseline
Version	V2.0.0
<p>Abstract</p> <p>This study seek to arrest the HIV epidemic and its negative impact on young people in SSA communities by improving the uptake, retention and adherence of multi-level combination HIV prevention by AGYW and male partners. Specifically, the interventions supported by PEPFAR's Determined, Resilient, Empowered, AIDS free, Mentored, and Safe (DREAMS) program. Our central hypothesis is that effective uptake and retention of interventions by young people requires activation of interpersonal, family and community-level networks to support tailored and adaptive intervention delivery.</p> <p>The aims of the study are:</p> <ul style="list-style-type: none"> • To quantify how multiple levels of social dynamics interact to predict uptake of multilevel interventions • To determine how individuals life-course transitions and exposure to DREAMS impacts on retention 	
Kind of Data	Educational and nutritional status, general health, sexual behaviour and relationships, DREAMS awareness and uptake, MTV Shuga exposure, Mobility and other risky behaviours and HSV-2 test results
Unit of Analysis	Unit of analysis is participants

Scope & Coverage	
Keywords	DREAMS, multilevel, young people
Topics	HIV-1; Incidence; Phylogeny; Epidemics; Population Surveillance; Rural Population; HIV Infections; Africa
Time Period(s)	2019-2020
Countries	South Africa
<p>Geographic Coverage</p> <p>South Africa</p>	
<p>Universe</p> <p>Effectiveness of this multi-level approach to HIV prevention will depend on the reach, uptake and retention of each component by AGYW and their male partners. Our analytic sample will be all male partners (men aged 15-29), residing in the AHRI surveillance area. There are 14,600 age-eligible men; we expect 58% to be resident and participate in the annual surveillance.</p>	

Producers & Sponsors	
Primary Investigator(s)	Dr Maryam, Shahmanesh, Africa Health Research Institute
Other Producer(s)	Africa Health Research Institute (AHRI)
Funding Agency/ies	South African Medical Research Council (SAMRC) , Genotyping funding source
Other Acknowledgment(s)	Jaco Dreyer , Data management, cleaning and analysis , Africa Health Research Institute Nondumiso Mthiyane , Data management, cleaning and analysis , Africa Health Research Institute Wilkinson Eduan , Cleaned, aligned and help analyse the sequence data , KwaZulu-Natal Research Innovation Sequencing Platform

Sampling

Sampling Procedure

Participants were randomly selected from a southern part of AHRI surveillance area, stratified by age, sex and week-block. A target sample size was 2500 males aged 13-35 and 500 females aged 24-29 years.

Data Collection

Data Collection Dates	start 2019-09-19 end 2020-01-29
------------------------------	------------------------------------

Data Processing & Appraisal

Data Editing

HSV-2 specimens were processed at AHRI Durban-based laboratory

Accessibility

Access Conditions

The representative of the Receiving Organization agrees to comply with the following conditions:

1. Access to the restricted data will be limited to the Lead Researcher and other members of the research team listed in this request.
2. Copies of the restricted data or any data created on the basis of the original data will not be copied or made available to anyone other than those mentioned in this Data Access Agreement, unless formally authorized by the Data Archive.
3. The data will only be processed for the stated statistical and research purpose. They will be used for solely for reporting of aggregated information, and not for investigation of specific individuals or organizations. Data will not in any way be used for any administrative, proprietary or law enforcement purposes.
4. The Lead Researcher must state if it is their intention to match the restricted microdata with any other micro-dataset. If any matching is to take place, details must be provided of the datasets to be matched and of the reasons for the matching. Any datasets created as a result of matching will be considered to be restricted and must comply with the terms of this Data Access Agreement.
5. The Lead Researcher undertakes that no attempt will be made to identify any individual person, family, business, enterprise or organization. If such a unique disclosure is made inadvertently, no use will be made of the identity of any person or establishment discovered and full details will be reported to the Data Archive. The identification will not be revealed to any other person not included in the Data Access Agreement.
6. The Lead Researcher will implement security measures to prevent unauthorized access to licensed microdata acquired from the Data Archive. The microdata must be destroyed upon the completion of this research, unless the Data Archive obtains satisfactory guarantee that the data can be secured and provides written authorization to the Receiving Organization to retain them. Destruction of the microdata will be confirmed in writing by the Lead Researcher to the Data Archive.
7. Any books, articles, conference papers, theses, dissertations, reports, or other publications that employ data obtained from the Data Archive will cite the source of data in accordance with the citation requirement provided with the dataset.
8. An electronic copy of all reports and publications based on the requested data will be sent to the Data Archive.
9. The original collector of the data, the Data Archive, and the relevant funding agencies bear no responsibility for use of the data or for interpretations or inferences based upon such uses.
10. This agreement will come into force on the date that approval is given for access to the restricted dataset and remain in force until the completion date of the project or an earlier date if the project is completed ahead of time.
11. If there are any changes to the project specification, security arrangements, personnel or organization detailed in this application form, it is the responsibility of the Lead Researcher to seek the agreement of the Data Archive to these changes. Where there is a change to the employer organization of the Lead Researcher this will involve a new application being made and termination of the original project.
12. Breaches of the agreement will be taken seriously and the Data Archive will take action against those responsible for the lapse if willful or accidental. Failure to comply with the directions of the Data Archive will be deemed to be a major breach of the agreement and may involve recourse to legal proceedings. The Data Archive will maintain and share with partner data

archives a register of those individuals and organizations which are responsible for breaching the terms of the Data Access Agreement and will impose sanctions on release of future data to these parties.

Citation Requirements

Shahmanesh, M. (2020). DREAMS-Multilevel Baseline [Data set]. Africa Health Research Institute (AHRI). <https://doi.org/10.23664/AHRI.DREAMS.MULTILEVEL.BASELINE>

Files Description

Dataset contains 16 file(s)

AHRI.DREAMS.MultiLevel.AssessmentOfCapacity.2018.v2

# Cases	4420
# Variable(s)	9

AHRI.DREAMS.MultiLevel.CombinedDataset.2018.v2

# Cases	4420
# Variable(s)	1076

AHRI.DREAMS.MultiLevel.ContactAttempts.2018.v2

# Cases	4420
# Variable(s)	90

AHRI.DREAMS.MultiLevel.ExposureToDREAMS.2018.v2

# Cases	4420
# Variable(s)	164

AHRI.DREAMS.MultiLevel.ExposureToShuga.2018.v2

# Cases	4420
# Variable(s)	77

AHRI.DREAMS.MultiLevel.IndivEduEcoNutritionSituation.2018.v2

# Cases	4420
# Variable(s)	118

AHRI.DREAMS.MultiLevel.IndivGeneralHealth.2018.v2

# Cases	4420
# Variable(s)	88

AHRI.DREAMS.MultiLevel.IndividualConsent_Age13-17.2018.v2

# Cases	4420
# Variable(s)	20

AHRI.DREAMS.MultiLevel.IndividualConsent_Age18-22.2018.v2

# Cases	4420
---------	------

# Variable(s)	16
---------------	----

AHRI.DREAMS.MultiLevel.MeasureMediateVars.2018.v2

# Cases	4420
# Variable(s)	115

AHRI.DREAMS.MultiLevel.OtherRiskBehaviour.2018.v2

# Cases	4420
# Variable(s)	10

AHRI.DREAMS.MultiLevel.ParentGuardianConsent.2018.v2

# Cases	4420
# Variable(s)	21

AHRI.DREAMS.MultiLevel.PersonalInformation.2018.v2

# Cases	4420
# Variable(s)	15

AHRI.DREAMS.MultiLevel.SexualRelatInterviewer.2018.v2

# Cases	4420
# Variable(s)	80

AHRI.DREAMS.MultiLevel.SexualRelatSelfFilled.2018.v2

# Cases	4420
# Variable(s)	301

AHRI.DREAMS.MultiLevel.SpecimenCollection.2018.v2

# Cases	4420
# Variable(s)	19

Variables List

Dataset contains 2219 variable(s)

File AHRI.DREAMS.MultiLevel.AssessmentOfCapacity.2018.v2

#	Name	Label	Type	Format	Valid	Invalid	Question
1	project_id	REDCap Project Identifier	discrete	numeric-12.0	4420	0	-
2	event_id	REDCap Event Identifier	discrete	numeric-12.0	4420	0	-
3	cohort	Cohort Description	discrete	character-10	4420	0	-
4	round	Round Description	discrete	character-15	4420	0	-
5	IIntId	Individual ID	continuous	numeric-12.0	4420	0	-
6	ac_asses..	HAPPY with Step 1?	discrete	numeric-12.0	3103	1317	-
7	ac_asses..	HAPPY with Step 2?	discrete	numeric-12.0	31	4389	-
8	ac_asses..	HAPPY with Step 3?	discrete	numeric-12.0	32	4388	-
9	ac_asses..	Is this individual capable to participate?	discrete	numeric-12.0	3103	1317	-

File AHRI.DREAMS.MultiLevel.CombinedDataset.2018.v2

#	Name	Label	Type	Format	Valid	Invalid	Question
1	project_id	REDCap Project Identifier	discrete	numeric-12.0	4420	0	-
2	event_id	REDCap Event Identifier	discrete	numeric-12.0	4420	0	-
3	cohort	Cohort Description	discrete	character-10	4420	0	-
4	round	Round Description	discrete	character-15	4420	0	-
5	IIntId	Individual ID	continuous	numeric-12.0	4420	0	-
6	BSIntId	BSID	continuous	numeric-12.0	4420	0	-
7	urban_or..	Is BSID location categorised as urban or rural?	discrete	character-10	4420	0	-
8	HHIntId	HHID	continuous	numeric-12.0	4420	0	-
9	isigodi	Isigodi Name	discrete	character-22	4420	0	-
10	municname	Municipality Name	discrete	character-11	4419	0	-
11	wardno	Ward Number	discrete	numeric-12.0	4419	1	-
12	ca_weekb..	Weekblock	discrete	character-5	4420	0	-
13	ca_conta..	Conducting Contact Attempt	discrete	numeric-12.0	4420	0	-
14	ca_staff..	Staff Member	discrete	character-3	4419	0	-
15	ca_datet..	Attempt Date and Time	discrete	character-11	4420	-	-
16	ca_was_c..	Was the participant contacted	discrete	numeric-12.0	4418	2	-
17	ca_was_p..	Was the participant's parent or guardian at home	discrete	numeric-12.0	1142	3278	-
18	ca_paren..	Was parent or guardian willing to give Informed Consent?	discrete	numeric-12.0	818	3602	-
19	ca_req_s..	Did the participant asked to be interviewed by a same sex Tracker?	discrete	numeric-12.0	1596	2824	-

File AHRI.DREAMS.MultiLevel.CombinedDataset.2018.v2							
#	Name	Label	Type	Format	Valid	Invalid	Question
20	ca_sames..	What is the reason why the participant requested a same sex Tracker?	discrete	character-1	0	0	-
21	ca_surve..	Was the participant contacted and willing to be surveyed?	discrete	numeric-12.0	1601	2819	-
22	ca_refus..	Did the participant / parent / guardian refused participation?	discrete	numeric-12.0	179	4241	-
23	ca_resch..	Reschedule next visit date	discrete	character-11	215	-	-
24	ca_field..	Comments for Contact attempt	discrete	character-185	4070	-	-
25	ca_conta..	Conducting Contact Attempt	discrete	numeric-12.0	2884	1536	-
26	ca_staff..	Staff Member	discrete	character-3	2239	0	-
27	ca_datet..	Attempt Date and Time	discrete	character-11	2239	-	-
28	ca_was_c..	Was the participant contacted	discrete	numeric-12.0	2237	2183	-
29	ca_was_p..	Was the participant's parent or guardian at home	discrete	numeric-12.0	622	3798	-
30	ca_paren..	Was parent or guardian willing to give Informed Consent?	discrete	numeric-12.0	510	3910	-
31	ca_req_s..	Did the participant asked to be interviewed by a same sex Tracker?	discrete	numeric-12.0	1123	3297	-
32	ca_sames..	What is the reason why the participant requested a same sex Tracker?	discrete	character-1	0	0	-
33	ca_surve..	Was the participant contacted and willing to be surveyed?	discrete	numeric-12.0	1125	3295	-
34	ca_refus..	Did the participant / parent / guardian refused participation?	discrete	numeric-12.0	96	4324	-
35	ca_resch..	Reschedule next visit date	discrete	character-11	56	-	-
36	ca_field..	Comments for Contact attempt	discrete	character-244	2093	-	-
37	ca_conta..	Conducting Contact Attempt	discrete	numeric-12.0	1140	3280	-
38	ca_staff..	Staff Member	discrete	character-3	983	0	-
39	ca_datet..	Attempt Date and Time	discrete	character-11	983	-	-
40	ca_was_c..	Was the participant contacted	discrete	numeric-12.0	983	3437	-
41	ca_was_p..	Was the participant's parent or guardian at home	discrete	numeric-12.0	217	4203	-
42	ca_paren..	Was parent or guardian willing to give Informed Consent?	discrete	numeric-12.0	178	4242	-
43	ca_req_s..	Did the participant asked to be interviewed by a same sex Tracker?	discrete	numeric-12.0	409	4011	-
44	ca_sames..	What is the reason why the participant requested a same sex Tracker?	discrete	character-1	0	0	-

File AHRI.DREAMS.MultiLevel.CombinedDataset.2018.v2							
#	Name	Label	Type	Format	Valid	Invalid	Question
45	ca_surve..	Was the participant contacted and willing to be surveyed?	discrete	numeric-12.0	411	4009	-
46	ca_refus..	Did the participant / parent / guardian refused participation?	discrete	numeric-12.0	59	4361	-
47	ca_resch..	Reschedule next visit date	discrete	character-11	26	-	-
48	ca_field..	Comments for Contact attempt	discrete	character-215	929	-	-
49	ca_conta..	Conducting Contact Attempt	discrete	numeric-12.0	592	3828	-
50	ca_staff..	Staff Member	discrete	character-3	517	0	-
51	ca_datet..	Attempt Date and Time	discrete	character-11	518	-	-
52	ca_was_c..	Was the participant contacted	discrete	numeric-12.0	517	3903	-
53	ca_was_p..	Was the participant's parent or guardian at home	discrete	numeric-12.0	88	4332	-
54	ca_paren..	Was parent or guardian willing to give Informed Consent?	discrete	numeric-12.0	72	4348	-
55	ca_req_s..	Did the participant asked to be interviewed by a same sex Tracker?	discrete	numeric-12.0	177	4243	-
56	ca_sames..	What is the reason why the participant requested a same sex Tracker?	discrete	character-1	0	0	-
57	ca_surve..	Was the participant contacted and willing to be surveyed?	discrete	numeric-12.0	177	4243	-
58	ca_refus..	Did the participant / parent / guardian refused participation?	discrete	numeric-12.0	22	4398	-
59	ca_resch..	Reschedule next visit date	discrete	character-11	9	-	-
60	ca_field..	Comments for Contact attempt	discrete	character-239	502	-	-
61	ca_conta..	Conducting Contact Attempt	discrete	numeric-12.0	350	4070	-
62	ca_staff..	Staff Member	discrete	character-3	207	0	-
63	ca_datet..	Attempt Date and Time	discrete	character-11	207	-	-
64	ca_was_c..	Was the participant contacted	discrete	numeric-12.0	207	4213	-
65	ca_was_p..	Was the participant's parent or guardian at home	discrete	numeric-12.0	27	4393	-
66	ca_paren..	Was parent or guardian willing to give Informed Consent?	discrete	numeric-12.0	20	4400	-
67	ca_req_s..	Did the participant asked to be interviewed by a same sex Tracker?	discrete	numeric-12.0	73	4347	-
68	ca_sames..	What is the reason why the participant requested a same sex Tracker?	discrete	character-1	0	0	-
69	ca_surve..	Was the participant contacted and willing to be surveyed?	discrete	numeric-12.0	73	4347	-

File AHRI.DREAMS.MultiLevel.CombinedDataset.2018.v2

#	Name	Label	Type	Format	Valid	Invalid	Question
70	ca_refus ..	Did the participant / parent / guardian refused participation?	discrete	numeric-12.0	17	4403	-
71	ca_resch ..	Reschedule next visit date	discrete	character-11	2	-	-
72	ca_field ..	Comments for Contact attempt	discrete	character-244	199	-	-
73	ca_conta ..	Conducting Contact Attempt	discrete	numeric-12.0	141	4279	-
74	ca_staff ..	Staff Member	discrete	character-3	67	0	-
75	ca_datet ..	Attempt Date and Time	discrete	character-11	67	-	-
76	ca_was_c ..	Was the participant contacted	discrete	numeric-12.0	67	4353	-
77	ca_was_p ..	Was the participant's parent or guardian at home	discrete	numeric-12.0	8	4412	-
78	ca_paren ..	Was parent or guardian willing to give Informed Consent?	discrete	numeric-12.0	5	4415	-
79	ca_req_s ..	Did the participant asked to be interviewed by a same sex Tracker?	discrete	numeric-12.0	25	4395	-
80	ca_sames ..	What is the reason why the participant requested a same sex Tracker?	discrete	character-1	0	0	-
81	ca_surve ..	Was the participant contacted and willing to be surveyed?	discrete	numeric-12.0	25	4395	-
82	ca_refus ..	Did the participant / parent / guardian refused participation?	discrete	numeric-12.0	4	4416	-
83	ca_resch ..	Reschedule next visit date	discrete	character-11	0	-	-
84	ca_field ..	Comments for Contact attempt	discrete	character-205	63	-	-
85	ca_refus ..	Who refuse participation?	discrete	numeric-12.0	192	4228	-
86	ca_refus ..	Specify other person who refused participation:	discrete	character-99	1	0	-
87	ca_proj ..	Fieldworker: Request handover of Non	discrete	numeric-12.0	2177	2243	-
88	ca_proj ..	Select reason for non	discrete	numeric-12.0	546	3874	-
89	ca_proj ..	Specify other reason for non	discrete	character-205	142	-	-
90	ca_trans ..	Fieldworker: Please provide narrative	discrete	character-228	547	-	-
91	ca_coord ..	Was this request for a Non	discrete	numeric-12.0	493	3927	-
92	ca_coord ..	Why was this request was denied?	discrete	character-92	10	0	-
93	ca_prema ..	Was this a Pre	discrete	numeric-12.0	1354	3066	-
94	ca_prema ..	Select reason for pre	discrete	numeric-12.0	640	3780	-
95	ca_prema ..	Specify other reason for pre	discrete	character-184	30	-	-
96	ca_visit ..	Visit Date	discrete	character-11	3936	-	-
97	pd_dob	Date Of Birth	discrete	character-11	4420	-	-
98	pd_age	Age	continuous	numeric-12.0	3116	1304	-

File AHRI.DREAMS.MultiLevel.CombinedDataset.2018.v2							
#	Name	Label	Type	Format	Valid	Invalid	Question
99	pd_sex	Sex	discrete	numeric-12.0	4420	0	-
100	ConsortS..	Consort Status - participants grouping based on study outcome	discrete	character-51	4420	0	-
101	ac_asses..	HAPPY with Step 1?	discrete	numeric-12.0	3103	1317	-
102	ac_asses..	HAPPY with Step 2?	discrete	numeric-12.0	31	4389	-
103	ac_asses..	HAPPY with Step 3?	discrete	numeric-12.0	32	4388	-
104	ac_asses..	Is this individual capable to participate?	discrete	numeric-12.0	3103	1317	-
105	ic_indiv..	Was the participant's age verified	discrete	numeric-12.0	938	3482	-
106	ic_indiv..	By which method was the participant's age verified	discrete	numeric-12.0	866	3554	-
107	ic_indiv..	By which method was the participant's age verified	discrete	character-80	42	0	-
108	ic_indiv..	Who has given permission on behalf of the participant to participate in this stu	discrete	numeric-12.0	868	3552	-
109	ic_indiv..	Please specify the Date of Birth of your child / child you care for	discrete	character-11	936	-	-
110	ic_indiv..	Please specify the Partial Date of Birth of your child / child you care for	discrete	character-10	23	0	-
111	ic_indiv..	Did you get enough information about this study?	discrete	numeric-12.0	945	3475	-
112	ic_indiv..	Have you been given the opportunity to ask questions about research and your que	discrete	numeric-12.0	946	3474	-
113	ic_indiv..	Do you agree that your child to participante in this study?	discrete	numeric-12.0	946	3474	-
114	ic_indiv..	Do you agree to have a your DBS used for HSV	discrete	numeric-12.0	946	3474	-
115	ic_indiv..	Has your baby ever donated blood on this year for a home	discrete	numeric-12.0	36	4384	-
116	ic_indiv..	Do you agree to having a dry blood spot taken for anonymous HSV2 testing?	discrete	numeric-12.0	8	4412	-
117	ic_indiv..	Do you agree to having a dry blood spot taken for anonymous HIV testing?	discrete	numeric-12.0	8	4412	-
118	ic_indiv..	Do you agree that your child's / child's sampling sample is stored?	discrete	numeric-12.0	906	3514	-
119	ic_indiv..	Do you agree that the blood samples of your child / baby will be tested in the	discrete	numeric-12.0	946	3474	-
120	ic_indiv..	Do you agree that you are willing to be contacted by phone to schedule time for	discrete	numeric-12.0	944	3476	-

File AHRI.DREAMS.MultiLevel.CombinedDataset.2018.v2

#	Name	Label	Type	Format	Valid	Invalid	Question
121	ic_indiv_..	Was the participant's age verified	discrete	numeric-12.0	933	3487	-
122	ic_indiv_..	By which method was the participant's age verified	discrete	numeric-12.0	866	3554	-
123	ic_indiv_..	By which method was the participant's age verified	discrete	character-75	60	0	-
124	ic_indiv_..	Who has given permission on behalf of the participant to participate in this stu	discrete	numeric-12.0	863	3557	-
125	ic_indiv_..	Did you get enough information about this study?	discrete	numeric-12.0	939	3481	-
126	ic_indiv_..	Have you been given the opportunity to ask questions about research and your que	discrete	numeric-12.0	939	3481	-
127	ic_indiv_..	Do you agree to participate in this study?	discrete	numeric-12.0	939	3481	-
128	ic_indiv_..	Do you agree to have a your DBS used for HSV	discrete	numeric-12.0	905	3515	-
129	ic_indiv_..	Have you ever donated blood on this year for a home	discrete	numeric-12.0	42	4378	-
130	ic_indiv_..	Do you agree to having a dry blood spot taken for anonymous HSV2 testing?	discrete	numeric-12.0	0	4420	-
131	ic_indiv_..	Do you agree to having a dry blood spot taken for anonymous HIV testing?	discrete	numeric-12.0	0	4420	-
132	ic_indiv_..	Do you agree that your sample is stored?	discrete	numeric-12.0	864	3556	-
133	ic_indiv_..	Do you agree that the blood samples of you will be tested in the future, (like o	discrete	numeric-12.0	919	3501	-
134	ic_indiv_..	Do you agree that you are willing to be contacted by phone to schedule time for	discrete	numeric-12.0	882	3538	-
135	ic_indiv_..	Mark the box if you are literate and refuse to have a witness	discrete	numeric-12.0	3	4417	-
136	ic_indiv_..	Did you get enough information about this study?	discrete	numeric-12.0	2123	2297	-
137	ic_indiv_..	Have you been given the opportunity to ask questions about research and your que	discrete	numeric-12.0	2124	2296	-
138	ic_indiv_..	Do you agree to participate in this study?	discrete	numeric-12.0	2125	2295	-
139	ic_indiv_..	Do you agree to have a your DBS used for HSV	discrete	numeric-12.0	2125	2295	-
140	ic_indiv_..	Have you ever donated blood on this year for a home	discrete	numeric-12.0	309	4111	-
141	ic_indiv_..	Do you agree to having a dry blood spot taken for anonymous HSV2 testing?	discrete	numeric-12.0	128	4292	-

File AHRI.DREAMS.MultiLevel.CombinedDataset.2018.v2

#	Name	Label	Type	Format	Valid	Invalid	Question
142	ic_indv_..	Do you agree to having a dry blood spot taken for anonymous HIV testing?	discrete	numeric-12.0	126	4294	-
143	ic_indiv_..	Do you agree that your sample is stored?	discrete	numeric-12.0	1823	2597	-
144	ic_indiv_..	Do you agree that the blood samples of you will be tested in the future, (like o	discrete	numeric-12.0	2124	2296	-
145	ic_indiv_..	Do you agree that you are willing to be contacted by phone to schedule time for	discrete	numeric-12.0	2126	2294	-
146	ic_indiv_..	Calculated	discrete	numeric-12.0	4416	4	-
147	ie_insch_..	Are you currently still in school?	discrete	numeric-12.0	3064	1356	-
148	ie_prev_..	Where you still in school the last time we saw you?	discrete	numeric-12.0	0	4420	-
149	ie_schoo_..	In which grade are you? (Grade 1	discrete	character-2	1428	0	-
150	ie_daysa_..	How many days were you absent from school?	discrete	character-2	1428	0	-
151	ie_schab_..	What were the main reasons why you were absent? [Don't read responses. Select al	discrete	numeric-12.0	309	4111	-
152	ie_schab_..	What were the main reasons why you were absent? [Don't read responses. Select al	discrete	numeric-12.0	1	4419	-
153	ie_schab_..	What were the main reasons why you were absent? [Don't read responses. Select al	discrete	numeric-12.0	1	4419	-
154	ie_schab_..	What were the main reasons why you were absent? [Don't read responses. Select al	discrete	numeric-12.0	19	4401	-
155	ie_schab_..	What were the main reasons why you were absent? [Don't read responses. Select al	discrete	numeric-12.0	4	4416	-
156	ie_schab_..	What were the main reasons why you were absent? [Don't read responses. Select al	discrete	numeric-12.0	107	4313	-
157	ie_schab_..	What were the main reasons why you were absent? [Don't read responses. Select al	discrete	numeric-12.0	32	4388	-
158	ie_schab_..	What were the main reasons why you were absent? [Don't read responses. Select al	discrete	numeric-12.0	60	4360	-
159	ie_schab_..	What were the main reasons why you were absent? [Don't read responses. Select al	discrete	numeric-12.0	19	4401	-
160	ie_schab_..	What were the main reasons why you were absent? [Don't read responses. Select al	discrete	numeric-12.0	14	4406	-
161	ie_schab_..	What were the main reasons why you were absent? [Don't read responses. Select al	discrete	numeric-12.0	21	4399	-

File AHRI.DREAMS.MultiLevel.CombinedDataset.2018.v2							
#	Name	Label	Type	Format	Valid	Invalid	Question
162	ie_schab..	What were the main reasons why you were absent? [Don't read responses. Select al	discrete	numeric-12.0	14	4406	-
163	ie_schab..	What were the main reasons why you were absent? [Don't read responses. Select al	discrete	numeric-12.0	47	4373	-
164	ie_absbc..	Please specify the other reasons for being absent	discrete	character-123	53	-	-
165	ie_highl..	What is your highest level of education achieved / qualification ('attainment')	discrete	numeric-12.0	1632	2788	-
166	ie_emplo..	Are you currently in full	discrete	numeric-12.0	3064	1356	-
167	ie_othin..	Do you have any other source of income?	discrete	numeric-12.0	3063	1357	-
168	ie_incom..	What Other sources of income do you have?	discrete	character-52	287	0	-
169	ie_grant..	Do you receive any Government Grant for yourself? Please specify the types of gr	discrete	numeric-12.0	412	4008	-
170	ie_grant..	Do you receive any Government Grant for yourself? Please specify the types of gr	discrete	numeric-12.0	1615	2805	-
171	ie_grant..	Do you receive any Government Grant for yourself? Please specify the types of gr	discrete	numeric-12.0	28	4392	-
172	ie_grant..	Do you receive any Government Grant for yourself? Please specify the types of gr	discrete	numeric-12.0	15	4405	-
173	ie_grant..	Do you receive any Government Grant for yourself? Please specify the types of gr	discrete	numeric-12.0	695	3725	-
174	ie_grant..	Do you receive any Government Grant for yourself? Please specify the types of gr	discrete	numeric-12.0	2	4418	-
175	ie_grant..	Do you receive any Government Grant for yourself? Please specify the types of gr	discrete	numeric-12.0	3	4417	-
176	ie_grant..	Do you receive any Government Grant for yourself? Please specify the types of gr	discrete	numeric-12.0	46	4374	-
177	ie_grant..	Please specify information on the other grant/s	discrete	character-12	3	0	-
178	ie_chore..	Are you willing to share how much time did you spend doing household chores, suc	discrete	numeric-12.0	3064	1356	-
179	ie_chore..	Hours spent on chores [0.5, 1	discrete	character-4	2788	0	-

File AHRI.DREAMS.MultiLevel.CombinedDataset.2018.v2							
#	Name	Label	Type	Format	Valid	Invalid	Question
180	ie_items..	A blanket	discrete	numeric-12.0	3064	1356	-
181	ie_items..	A pair of shoes	discrete	numeric-12.0	3064	1356	-
182	ie_items..	School uniform	discrete	numeric-12.0	1428	2992	-
183	ie_items..	Two sets of clothes (other than uniform)	discrete	numeric-12.0	3064	1356	-
184	ie_items..	A school bag	discrete	numeric-12.0	1428	2992	-
185	ie_items..	Some jewelry	discrete	numeric-12.0	3064	1356	-
186	ie_items..	Hair clips/ribbons	discrete	numeric-12.0	577	3843	-
187	ie_items..	A mobile telephone	discrete	numeric-12.0	3063	1357	-
188	ie_items..	A clock or a wrist watch	discrete	numeric-12.0	3064	1356	-
189	ie_items..	A bicycle	discrete	numeric-12.0	3064	1356	-
190	ie_dialy..	In the last one year, when you spent money on your daily needs, other odds and e	discrete	numeric-12.0	573	3847	-
191	ie_dialy..	In the last one year, when you spent money on your daily needs, other odds and e	discrete	numeric-12.0	26	4394	-
192	ie_dialy..	In the last one year, when you spent money on your daily needs, other odds and e	discrete	numeric-12.0	7	4413	-
193	ie_dialy..	In the last one year, when you spent money on your daily needs, other odds and e	discrete	numeric-12.0	316	4104	-
194	ie_dialy..	In the last one year, when you spent money on your daily needs, other odds and e	discrete	numeric-12.0	51	4369	-
195	ie_dialy..	In the last one year, when you spent money on your daily needs, other odds and e	discrete	numeric-12.0	206	4214	-
196	ie_dialy..	In the last one year, when you spent money on your daily needs, other odds and e	discrete	numeric-12.0	649	3771	-
197	ie_dialy..	In the last one year, when you spent money on your daily needs, other odds and e	discrete	numeric-12.0	291	4129	-
198	ie_dialy..	In the last one year, when you spent money on your daily needs, other odds and e	discrete	numeric-12.0	21	4399	-
199	ie_dialy..	In the last one year, when you spent money on your daily needs, other odds and e	discrete	numeric-12.0	189	4231	-
200	ie_dialy..	In the last one year, when you spent money on your daily needs, other odds and e	discrete	numeric-12.0	192	4228	-
201	ie_dialy..	In the last one year, when you spent money on your daily needs, other odds and e	discrete	numeric-12.0	3	4417	-
202	ie_dialy..	In the last one year, when you spent money on your daily needs, other odds and e	discrete	numeric-12.0	160	4260	-

File AHRI.DREAMS.MultiLevel.CombinedDataset.2018.v2							
#	Name	Label	Type	Format	Valid	Invalid	Question
203	ie_dialy..	In the last one year, when you spent money on your daily needs, other odds and e	discrete	numeric-12.0	7	4413	-
204	ie_dialy..	In the last one year, when you spent money on your daily needs, other odds and e	discrete	numeric-12.0	46	4374	-
205	ie_daily..	In the last one year, did you spend any money on your daily needs, other odds an	discrete	numeric-12.0	3064	1356	-
206	ie_daily..	Please specify other source of money	discrete	character-41	57	0	-
207	ie_spent..	What did you typically spend money on, in the past year?	discrete	numeric-12.0	36	4384	-
208	ie_spent..	What did you typically spend money on, in the past year?	discrete	numeric-12.0	632	3788	-
209	ie_spent..	What did you typically spend money on, in the past year?	discrete	numeric-12.0	59	4361	-
210	ie_spent..	What did you typically spend money on, in the past year?	discrete	numeric-12.0	638	3782	-
211	ie_spent..	What did you typically spend money on, in the past year?	discrete	numeric-12.0	30	4390	-
212	ie_spent..	What did you typically spend money on, in the past year?	discrete	numeric-12.0	86	4334	-
213	ie_spent..	What did you typically spend money on, in the past year?	discrete	numeric-12.0	1387	3033	-
214	ie_spent..	What did you typically spend money on, in the past year?	discrete	numeric-12.0	1227	3193	-
215	ie_spent..	What did you typically spend money on, in the past year?	discrete	numeric-12.0	43	4377	-
216	ie_spent..	What did you typically spend money on, in the past year?	discrete	numeric-12.0	100	4320	-
217	ie_spent..	What did you typically spend money on, in the past year?	discrete	numeric-12.0	96	4324	-
218	ie_spent..	What did you typically spend money on, in the past year?	discrete	numeric-12.0	414	4006	-
219	ie_spent..	Please specify details on other items you spend money on	discrete	character-40	443	0	-
220	ie_spent..	Who decides what you spend money on?	discrete	numeric-12.0	2262	2158	-
221	ie_spent..	Please specify details on other person who decide how you are spending your mone	discrete	character-17	19	0	-
222	ie_saved..	In the past twelve months, have you saved, or put money aside to use at a later	discrete	numeric-12.0	3064	1356	-
223	ie_acces..	Do you have control over these savings? (i.e., Where and how they are stored, an	discrete	numeric-12.0	970	3450	-
224	ie_savin..	What are you saving for? [Do not read from list]	discrete	numeric-12.0	386	4034	-

File AHRI.DREAMS.MultiLevel.CombinedDataset.2018.v2							
#	Name	Label	Type	Format	Valid	Invalid	Question
225	je_savin_..	What are you saving for? [Do not read from list]	discrete	numeric-12.0	5	4415	-
226	je_savin_..	What are you saving for? [Do not read from list]	discrete	numeric-12.0	6	4414	-
227	je_savin_..	What are you saving for? [Do not read from list]	discrete	numeric-12.0	31	4389	-
228	je_savin_..	What are you saving for? [Do not read from list]	discrete	numeric-12.0	1	4419	-
229	je_savin_..	What are you saving for? [Do not read from list]	discrete	numeric-12.0	587	3833	-
230	je_savin_..	What are you saving for? [Do not read from list]	discrete	numeric-12.0	138	4282	-
231	je_savin_..	What are you saving for? [Do not read from list]	discrete	numeric-12.0	50	4370	-
232	je_savin_..	What are you saving for? [Do not read from list]	discrete	numeric-12.0	16	4404	-
233	je_savin_..	What are you saving for? [Do not read from list]	discrete	numeric-12.0	30	4390	-
234	je_savin_..	What are you saving for? [Do not read from list]	discrete	numeric-12.0	17	4403	-
235	je_savin_..	What are you saving for? [Do not read from list]	discrete	numeric-12.0	3	4417	-
236	je_savin_..	What are you saving for? [Do not read from list]	discrete	numeric-12.0	272	4148	-
237	je_savin_..	What are you saving for? [Do not read from list]	discrete	numeric-12.0	21	4399	-
238	je_savin_..	Please specify details on what other things you are saving for	discrete	character-48	22	0	-
239	je_has_b_..	Do you have such a plan?	discrete	numeric-12.0	3064	1356	-
240	je_has_w_..	Is your plan written down?	discrete	numeric-12.0	279	4141	-
241	je_follo_..	Would you say that you follow your plan all of the time, some of the time, rarel	discrete	numeric-12.0	279	4141	-
242	je_budge_..	What would you call that kind of plan?	discrete	numeric-12.0	204	4216	-
243	je_budge_..	What would you call that kind of plan?	discrete	numeric-12.0	57	4363	-
244	je_budge_..	What would you call that kind of plan?	discrete	numeric-12.0	3	4417	-
245	je_budge_..	What would you call that kind of plan?	discrete	numeric-12.0	5	4415	-
246	je_wayof_..	What are the ways you are saving your money?	discrete	numeric-12.0	499	3921	-
247	je_wayof_..	What are the ways you are saving your money?	discrete	numeric-12.0	54	4366	-
248	je_wayof_..	What are the ways you are saving your money?	discrete	numeric-12.0	167	4253	-

File AHRI.DREAMS.MultiLevel.CombinedDataset.2018.v2							
#	Name	Label	Type	Format	Valid	Invalid	Question
249	ie_wayof..	What are the ways you are saving your money?	discrete	numeric-12.0	219	4201	-
250	ie_wayof..	What are the ways you are saving your money?	discrete	numeric-12.0	3	4417	-
251	ie_wayof..	What are the ways you are saving your money?	discrete	numeric-12.0	35	4385	-
252	ie_wayof..	What are the ways you are saving your money?	discrete	numeric-12.0	38	4382	-
253	ie_wayof..	What are the ways you are saving your money?	discrete	numeric-12.0	1	4419	-
254	ie_wayof..	What are the ways you are saving your money?	discrete	numeric-12.0	1	4419	-
255	ie_rich..	Do you agree or disagree with the following statement: "Only people with a lot o	discrete	numeric-12.0	3064	1356	-
256	ie_do_re..	When there are weeks when you have met all your basic needs and at the end of th	discrete	numeric-12.0	3064	1356	-
257	ie_do_re..	Please specify other things that you do with the money	discrete	character-40	7	0	-
258	ie_foodf..	In the last 12 months did you or any other individuals in your household ever cu	discrete	numeric-12.0	3064	1356	-
259	ie_foodf..	How often did this happen?	discrete	numeric-12.0	684	3736	-
260	dm_aware..	Have you heard of a program called 'DREAMS'?	discrete	numeric-12.0	3063	1357	-
261	dm_sourc..	From where / how did you hear about DREAMS?	discrete	numeric-12.0	3	4417	-
262	dm_sourc..	From where / how did you hear about DREAMS?	discrete	numeric-12.0	1	4419	-
263	dm_sourc..	From where / how did you hear about DREAMS?	discrete	numeric-12.0	51	4369	-
264	dm_sourc..	From where / how did you hear about DREAMS?	discrete	numeric-12.0	404	4016	-
265	dm_sourc..	From where / how did you hear about DREAMS?	discrete	numeric-12.0	7	4413	-
266	dm_sourc..	From where / how did you hear about DREAMS?	discrete	numeric-12.0	49	4371	-
267	dm_sourc..	From where / how did you hear about DREAMS?	discrete	numeric-12.0	3	4417	-
268	dm_sourc..	From where / how did you hear about DREAMS?	discrete	numeric-12.0	11	4409	-
269	dm_sourc..	From where / how did you hear about DREAMS?	discrete	numeric-12.0	26	4394	-
270	dm_sourc..	From where / how did you hear about DREAMS?	discrete	numeric-12.0	5	4415	-
271	dm_sourc..	Other, please specify from where / how did you hear about DREAMS?	discrete	character-28	5	0	-

File AHRI.DREAMS.MultiLevel.CombinedDataset.2018.v2							
#	Name	Label	Type	Format	Valid	Invalid	Question
272	dm_invited	Have you been invited to participate in any DREAMS activity or service?	discrete	numeric-12.0	572	3848	-
273	dm_parti ..	Have you ever participated in any DREAMS activity or service?	discrete	numeric-12.0	573	3847	-
274	dm_parti ..	If yes, when did you participate?	discrete	numeric-12.0	22	4398	-
275	dm_parti ..	If yes, when did you participate?	discrete	numeric-12.0	30	4390	-
276	dm_parti ..	If yes, when did you participate?	discrete	numeric-12.0	54	4366	-
277	dm_exper ..	What experience(s) have you had with DREAMS?	discrete	character-117	90	-	-
278	dm_have ..	Do you have a DREAMS identifier? It could be a reference number, ID or code?	discrete	numeric-12.0	93	4327	-
279	dm_lead ..	I am going to ask you about programs for young girls. Many of them are about org	discrete	numeric-12.0	576	3844	-
280	dm_parti ..	Did you participate in this service / program? Safe Spaces	discrete	numeric-12.0	577	3843	-
281	dm_aware ..	Are you aware of the following service / program? Safe Spaces for girls/young wo	discrete	numeric-12.0	539	3881	-
282	dm_parti ..	Did you participate in this service / program in the last 12 months? Safe Spaces	discrete	numeric-12.0	38	4382	-
283	dm_safes ..	Was this a DREAMS service / program? Safe Spaces	discrete	numeric-12.0	18	4402	-
284	dm_org s ..	Where / from which organisation was it provided? Safe Spaces	discrete	numeric-12.0	17	4403	-
285	dm_org s ..	Please specify details of the other organization. Safe Spaces	discrete	character-14	4	0	-
286	dm_parti ..	Did you participate in this service / program? Mentor Program	discrete	numeric-12.0	575	3845	-
287	dm_aware ..	Are you aware of the following service / program? Mentor Program	discrete	numeric-12.0	556	3864	-
288	dm_parti ..	Did you participate in this service / program in the last 12 months? Mentor Prog	discrete	numeric-12.0	19	4401	-
289	dm_mento ..	Was this a DREAMS service / program? Mentor Program	discrete	numeric-12.0	12	4408	-

File AHRI.DREAMS.MultiLevel.CombinedDataset.2018.v2

#	Name	Label	Type	Format	Valid	Invalid	Question
290	dm_org_m..	Where / from which organisation was it provided? Mentor Program	discrete	numeric-12.0	12	4408	-
291	dm_org_m..	Please specify details of the other organization. Mentor Program	discrete	character-14	3	0	-
292	dm_parti..	Did you participate in this service / program? Social Assets programs	discrete	numeric-12.0	3063	1357	-
293	dm_aware..	Are you aware of the following service / program? Social Assets programs	discrete	numeric-12.0	3006	1414	-
294	dm_parti..	Did you participate in this service / program in the last 12 months? Social Asse	discrete	numeric-12.0	50	4370	-
295	dm_socas..	Was this a DREAMS service / program? Social Assets programs	discrete	numeric-12.0	36	4384	-
296	dm_org_s..	Where / from which organisation was it provided? Social Assets programs	discrete	numeric-12.0	36	4384	-
297	dm_org_s..	Please specify details of the other organization. Social Assets programs	discrete	character-14	2	0	-
298	dm_parti..	Did you participate in this service / program? Gender norms	discrete	numeric-12.0	3062	1358	-
299	dm_aware..	Are you aware of the following service / program? Gender norms and Violence prev	discrete	numeric-12.0	2923	1497	-
300	dm_parti..	Did you participate in this service / program in the last 12 months? Gender norm	discrete	numeric-12.0	133	4287	-
301	dm_genor..	Was this a DREAMS service / program? Gender norms	discrete	numeric-12.0	113	4307	-
302	dm_org_g..	Where / from which organisation was it provided? Gender norms	discrete	numeric-12.0	113	4307	-
303	dm_org_g..	Please specify details of the other organization. Gender norms	discrete	character-18	13	0	-
304	dm_parti..	Did you participate in this service / program? Violence prevention	discrete	numeric-12.0	3060	1360	-
305	dm_aware..	Are you aware of the following service / program? Violence prevention education	discrete	numeric-12.0	2890	1530	-
306	dm_parti..	Did you participate in this service / program in the last 12 months? Violence pr	discrete	numeric-12.0	158	4262	-

File AHRI.DREAMS.MultiLevel.CombinedDataset.2018.v2							
#	Name	Label	Type	Format	Valid	Invalid	Question
307	dm_finse..	Was this a DREAMS service / program? Violence prevention	discrete	numeric-12.0	127	4293	-
308	dm_org_f..	Where / from which organisation was it provided? Violence prevention	discrete	numeric-12.0	125	4295	-
309	dm_org_f..	Please specify details of the other organization. Violence prevention	discrete	character-24	49	0	-
310	dm_parti..	Did you participate in this service / program? Financial literacy	discrete	numeric-12.0	3061	1359	-
311	dm_aware..	Are you aware of the following service / program? Financial literacy training	discrete	numeric-12.0	2676	1744	-
312	dm_parti..	Did you participate in this service / program in the last 12 months? Financial l	discrete	numeric-12.0	379	4041	-
313	dm_finsk..	Was this a DREAMS service / program? Financial literacy	discrete	numeric-12.0	285	4135	-
314	dm_org_f..	Where / from which organisation was it provided? Financial literacy	discrete	numeric-12.0	283	4137	-
315	dm_org_f..	Please specify details of the other organization. Financial literacy	discrete	character-19	33	0	-
316	dm_parti..	Did you participate in this service / program? Local program for caregiving	discrete	numeric-12.0	3063	1357	-
317	dm_aware..	Are you aware of the following service / program? Local program for caregiving	discrete	numeric-12.0	2490	1930	-
318	dm_parti..	Did you participate in this service / program in the last 12 months? Local progr	discrete	numeric-12.0	567	3853	-
319	dm_paren..	Was this a DREAMS service / program? Local program for caregiving	discrete	numeric-12.0	502	3918	-
320	dm_org_p..	Where / from which organisation was it provided? Local program for caregiving	discrete	numeric-12.0	498	3922	-
321	dm_org_p..	Please specify details of the other organization. Local program for caregiving	discrete	character-20	77	0	-
322	dm_parti..	Did you participate in this service / program? HIV education	discrete	numeric-12.0	1428	2992	-
323	dm_aware..	Are you aware of the following service / program? HIV education or Life skills	discrete	numeric-12.0	203	4217	-
324	dm_parti..	Did you participate in this service / program in the last 12 months? HIV educati	discrete	numeric-12.0	1224	3196	-

File AHRI.DREAMS.MultiLevel.CombinedDataset.2018.v2							
#	Name	Label	Type	Format	Valid	Invalid	Question
325	dm_schoo..	Was this a DREAMS service / program? HIV education	discrete	numeric-12.0	1101	3319	-
326	dm_org_s..	Where / from which organisation was it provided? HIV education	discrete	numeric-12.0	1090	3330	-
327	dm_org_s..	Please specify details of the other organization. HIV education	discrete	character-3	2	0	-
328	dr_lead..	I am going to ask you questions about the different types of HIV testing program	discrete	numeric-12.0	3059	1361	-
329	dm_parti..	Did you participate in this service / program? Facility based (PITC, VTC): where	discrete	numeric-12.0	3058	1362	-
330	dm_aware..	Are you aware of the following service / program? Facility based (PITC, VTC): wh	discrete	numeric-12.0	1146	3274	-
331	dm_parti..	Did you participate in this service / program in the last 12 months? Facility ba	discrete	numeric-12.0	1908	2512	-
332	dm_faclb..	Was this a DREAMS service / program? Facility based (PITC, VTC): where testing w	discrete	numeric-12.0	1128	3292	-
333	dm_org_f..	Where / from which organisation was it provided? Facility based (PITC, VTC): whe	discrete	numeric-12.0	1131	3289	-
334	dm_org_f..	Please specify details of the other organization. Facility based (PITC, VTC): wh	discrete	character-26	8	0	-
335	dm_parti..	Did you participate in this service / program? Facility based HIV testing	discrete	numeric-12.0	3059	1361	-
336	dm_aware..	Are you aware of the following service / program? Facility based HIV testing	discrete	numeric-12.0	1699	2721	-
337	dm_parti..	Did you participate in this service / program in the last 12 months? Facility ba	discrete	numeric-12.0	1355	3065	-
338	dm_hivte..	Was this a DREAMS service / program? Facility based HIV testing	discrete	numeric-12.0	957	3463	-
339	dm_org_h..	Where / from which organisation was it provided? Facility based HIV testing	discrete	numeric-12.0	951	3469	-
340	dm_org_h..	Please specify details of the other organization. Facility based HIV testing	discrete	character-18	33	0	-
341	dm_parti..	Did you participate in this service / program? Partner testing	discrete	numeric-12.0	3061	1359	-

File AHRI.DREAMS.MultiLevel.CombinedDataset.2018.v2							
#	Name	Label	Type	Format	Valid	Invalid	Question
342	dm_aware..	Are you aware of the following service / program? Partner testing	discrete	numeric-12.0	2780	1640	-
343	dm_parti..	Did you participate in this service / program in the last 12 months? Partner tes	discrete	numeric-12.0	280	4140	-
344	dm_parte..	Was this a DREAMS service / program? Partner testing	discrete	numeric-12.0	187	4233	-
345	dm_org_p..	Where / from which organisation was it provided? Partner testing	discrete	numeric-12.0	186	4234	-
346	dm_org_p..	Please specify details of the other organization. Partner testing	discrete	character-1	0	0	-
347	dm_parti..	Did you participate in this service / program? HIV Self testing	discrete	numeric-12.0	3062	1358	-
348	dm_aware..	Are you aware of the following service / program? HIV Self testing	discrete	numeric-12.0	2952	1468	-
349	dm_parti..	Did you participate in this service / program in the last 12 months? HIV Self te	discrete	numeric-12.0	105	4315	-
350	dm_selft..	Was this a DREAMS service / program? HIV Self testing	discrete	numeric-12.0	94	4326	-
351	dm_org_s..	Where / from which organisation was it provided? HIV Self testing	discrete	numeric-12.0	94	4326	-
352	dm_org_s..	Please specify details of the other organization. HIV Self testing	discrete	character-105	4	-	-
353	dm_parti..	Did you participate in this service / program? Services/ programs for males - Twi	discrete	numeric-12.0	2483	1937	-
354	dm_aware..	Are you aware of the following service / program? Services/programs for males -	discrete	numeric-12.0	2423	1997	-
355	dm_parti..	Did you participate in this service / program in the last 12 months? Services/pr	discrete	numeric-12.0	59	4361	-
356	dm_malet..	Was this a DREAMS service / program? Services/ programs for males - Twilight HIV	discrete	numeric-12.0	40	4380	-
357	dm_org_m..	Where / from which organisation was it provided? Services/programs for males - T	discrete	numeric-12.0	35	4385	-
358	dm_org_m..	Please specify details of the other organization. Services/ programs for males -	discrete	character-19	15	0	-

File AHRI.DREAMS.MultiLevel.CombinedDataset.2018.v2							
#	Name	Label	Type	Format	Valid	Invalid	Question
359	dm_parti..	Did you participate in this service / program? Male circumcision (voluntary medi	discrete	numeric-12.0	2481	1939	-
360	dm_aware..	Are you aware of the following service / program? Male circumcision (voluntary m	discrete	numeric-12.0	1067	3353	-
361	dm_parti..	Did you participate in this service / program in the last 12 months? Male circum	discrete	numeric-12.0	1414	3006	-
362	dm_malec..	Was this a DREAMS service / program? Male circumcision (voluntary medical circum	discrete	numeric-12.0	642	3778	-
363	dm_org_m..	Where / from which organisation was it provided? Male circumcision (voluntary me	discrete	numeric-12.0	637	3783	-
364	dm_org_m..	Please specify details of the other organization. Male circumcision (voluntary m	discrete	character-26	62	0	-
365	dm_parti..	Did you participate in this service / program? Condom provision	discrete	numeric-12.0	3059	1361	-
366	dm_aware..	Are you aware of the following service / program? Condom provision	discrete	numeric-12.0	1693	2727	-
367	dm_parti..	Did you participate in this service / program in the last 12 months? Condom prov	discrete	numeric-12.0	1359	3061	-
368	dm_condp..	Was this a DREAMS service / program? Condom provision	discrete	numeric-12.0	1108	3312	-
369	dm_org_c..	Where / from which organisation was it provided? Condom provision	discrete	numeric-12.0	1101	3319	-
370	dm_org_c..	Please specify details of the other organization. Condom provision	discrete	character-22	170	0	-
371	dm_parti..	Did you participate in this service / program? Condom promotion / demonstration	discrete	numeric-12.0	3060	1360	-
372	dm_aware..	Are you aware of the following service / program? Condom promotion / demonstrati	discrete	numeric-12.0	2175	2245	-
373	dm_parti..	Did you participate in this service / program in the last 12 months? Condom prom	discrete	numeric-12.0	882	3538	-
374	dm_democ..	Was this a DREAMS service / program? Condom promotion / demonstration	discrete	numeric-12.0	557	3863	-
375	dm_org_d..	Where / from which organisation was it provided?	discrete	numeric-12.0	550	3870	-

File AHRI.DREAMS.MultiLevel.CombinedDataset.2018.v2							
#	Name	Label	Type	Format	Valid	Invalid	Question
		Condom promotion / demonstration					
376	dm_org_d..	Please specify details of the other organization. Condom promotion / demonstration	discrete	character-36	16	0	-
377	dm_parti..	Did you participate in this service / program? Adolescent friendly services	discrete	numeric-12.0	3061	1359	-
378	dm_aware..	Are you aware of the following service / program? Adolescent friendly services	discrete	numeric-12.0	2692	1728	-
379	dm_parti..	Did you participate in this service / program in the last 12 months? Adolescent	discrete	numeric-12.0	361	4059	-
380	dm_adolf..	Was this a DREAMS service / program? Adolescent friendly services	discrete	numeric-12.0	243	4177	-
381	dm_org_a..	Where / from which organisation was it provided? Adolescent friendly services	discrete	numeric-12.0	243	4177	-
382	dm_org_a..	Please specify details of the other organization. Adolescent friendly services	discrete	character-4	2	0	-
383	dm_parti..	Did you participate in this service / program? Contraception / family planning	discrete	numeric-12.0	3060	1360	-
384	dm_aware..	Are you aware of the following service / program? Counselling and provision of c	discrete	numeric-12.0	2246	2174	-
385	dm_parti..	Did you participate in this service / program in the last 12 months? Contracepti	discrete	numeric-12.0	811	3609	-
386	dm_couns..	Was this a DREAMS service / program? Contraception / family planning	discrete	numeric-12.0	623	3797	-
387	dm_org_c..	Where / from which organisation was it provided? Contraception / family planning	discrete	numeric-12.0	622	3798	-
388	dm_org_c..	Please specify details of the other organization. Contraception / family planning	discrete	character-11	14	0	-
389	dm_parti..	Did you participate in this service / program? STI screening and treatment	discrete	numeric-12.0	3063	1357	-
390	dm_aware..	Are you aware of the following service / program? STI screening and treatment	discrete	numeric-12.0	2728	1692	-
391	dm_parti..	Did you participate in this service / program in the last 12 months? STI screeni	discrete	numeric-12.0	329	4091	-

File AHRI.DREAMS.MultiLevel.CombinedDataset.2018.v2							
#	Name	Label	Type	Format	Valid	Invalid	Question
392	dm_stise..	Was this a DREAMS service / program? STI screening and treatment	discrete	numeric-12.0	205	4215	-
393	dm_org_s..	Where / from which organisation was it provided? STI screening and treatment	discrete	numeric-12.0	205	4215	-
394	dm_org_s..	Please specify details of the other organization. STI screening and treatment	discrete	character-1	0	0	-
395	dm_parti..	Did you participate in this service / program? Linkage into ART	discrete	numeric-12.0	3061	1359	-
396	dm_aware..	Are you aware of the following service / program? Linkage into ART	discrete	numeric-12.0	2911	1509	-
397	dm_parti..	Did you participate in this service / program in the last 12 months? Linkage int	discrete	numeric-12.0	145	4275	-
398	dm_pepse..	Was this a DREAMS service / program? Linkage into ART	discrete	numeric-12.0	117	4303	-
399	dm_org_p..	Where / from which organisation was it provided? Linkage into ART	discrete	numeric-12.0	117	4303	-
400	dm_org_p..	Please specify details of the other organization. Linkage into ART	discrete	character-4	1	0	-
401	dm_parti..	Did you participate in this service / program? Emergency contraception	discrete	numeric-12.0	575	3845	-
402	dm_aware..	Are you aware of the following service / program? Emergency contraception	discrete	numeric-12.0	462	3958	-
403	dm_parti..	Did you participate in this service / program in the last 12 months? Emergency c	discrete	numeric-12.0	113	4307	-
404	dm_emerc..	Was this a DREAMS service / program? Emergency contraception	discrete	numeric-12.0	48	4372	-
405	dm_org_e..	Where / from which organisation was it provided? Emergency contraception	discrete	numeric-12.0	48	4372	-
406	dm_org_e..	Please specify details of the other organization. Emergency contraception	discrete	character-13	1	0	-
407	dm_parti..	Did you participate in this service / program? Services after an experience of v	discrete	numeric-12.0	3061	1359	-
408	dm_aware..	Are you aware of the following service / program? Services after an experience o	discrete	numeric-12.0	2690	1730	-

File AHRI.DREAMS.MultiLevel.CombinedDataset.2018.v2							
#	Name	Label	Type	Format	Valid	Invalid	Question
409	dm_parti..	Did you participate in this service / program in the last 12 months? Services af	discrete	numeric-12.0	366	4054	-
410	dm_postv..	Was this a DREAMS service / program? Services after an experience of violence	discrete	numeric-12.0	201	4219	-
411	dm_org_p..	Where / from which organisation was it provided? Services after an experience of	discrete	numeric-12.0	201	4219	-
412	dm_org_p..	Please specify details of the other organization. Services after an experience o	discrete	character-14	75	0	-
413	dm_parti..	Did you participate in this service / program? Cash transfer to family	discrete	numeric-12.0	3063	1357	-
414	dm_aware..	Are you aware of the following service / program? Cash transfer to family	discrete	numeric-12.0	927	3493	-
415	dm_parti..	Did you participate in this service / program in the last 12 months? Cash transf	discrete	numeric-12.0	2137	2283	-
416	dm_casht..	Was this a DREAMS service / program? Cash transfer to family	discrete	numeric-12.0	1342	3078	-
417	dm_org_c..	Where / from which organisation was it provided? Cash transfer to family	discrete	numeric-12.0	1331	3089	-
418	dm_org_c..	Please specify details of the other organization. Cash transfer to family	discrete	character-25	16	0	-
419	mv_borrm..	Is there is a female in your community from whom you can borrow money in an emer	discrete	numeric-12.0	577	3843	-
420	mv_privm..	Do you have a safe and private place to meet with girls and young women who are	discrete	numeric-12.0	577	3843	-
421	mv_privm..	If yes, do you meet regularly in such place on a regular basis?	discrete	numeric-12.0	76	4344	-
422	mv_trust..	Do you have at least one trusted female friend?	discrete	numeric-12.0	577	3843	-
423	mv_knowg..	Do you know a woman in your community, other than a mother or guardian, whom you	discrete	numeric-12.0	577	3843	-
424	mv_borrm..	For Males: Is there is a male in your community from whom you can borrow money i	discrete	numeric-12.0	2487	1933	-
425	mv_privm..	Do you have a safe and private place to meet with	discrete	numeric-12.0	2487	1933	-

File AHRI.DREAMS.MultiLevel.CombinedDataset.2018.v2							
#	Name	Label	Type	Format	Valid	Invalid	Question
		boys and young men who are lik					
426	mv_privm..	If yes, do you meet regularly in such place on a regular basis?	discrete	numeric-12.0	683	3737	-
427	mv_knowg..	Do who know a man in your community, other than a father or guardian, whom you c	discrete	numeric-12.0	2487	1933	-
428	mv_trust..	Do you have at least one trusted male friend?	discrete	numeric-12.0	2487	1933	-
429	mv_numbe..	How many people of your age or a similar age do you consider close friends? (By	discrete	character-2	3063	0	-
430	mv_close..	How many females of your age or a similar age do you consider close friends? (By	discrete	character-2	2623	0	-
431	mv_close..	How many of these friends are male?	discrete	character-2	2623	0	-
432	mv_no_fr..	If close fiends = 0, is there anyone in your community that you can turn to for	discrete	numeric-12.0	442	3978	-
433	mv_no_fr..	if yes, who is the person you would turn to first for such advice and help?	discrete	numeric-12.0	308	4112	-
434	mv_other..	Apart from your close friends is there anyone in your community that you can tur	discrete	numeric-12.0	2622	1798	-
435	mv_first..	if yes, who is the person you would turn to first for such advice and help?	discrete	numeric-12.0	1985	2435	-
436	mv_first..	Please specify details on other person	discrete	character-26	170	0	-
437	mv_confli..	There is someone in your community you could confide in about violence in the ho	discrete	numeric-12.0	3064	1356	-
438	mv_have..	Do you have a 'functional' [tried and tested to work] plan for what to do in a c	discrete	numeric-12.0	3064	1356	-
439	mv_have..	Do you have a safe place to stay if you have a problem or emergency?	discrete	numeric-12.0	3064	1356	-
440	mv_know..	I know where the risky areas in my community are	discrete	numeric-12.0	3064	1356	-
441	mv_can_a..	I can avoid risky areas in my community	discrete	numeric-12.0	3064	1356	-
442	mv_mob_m..	In the past year, have you moved away from home, either temporarily with the int	discrete	numeric-12.0	3064	1356	-
443	mv_mob_l..	What was the name of the last place that you visited?	discrete	character-20	1525	0	-

File AHRI.DREAMS.MultiLevel.CombinedDataset.2018.v2

#	Name	Label	Type	Format	Valid	Invalid	Question
444	mv_mob_l..	For the last trip, was it:	discrete	numeric-12.0	1525	2895	-
445	mv_mob_l..	Please specify the other details of where it was	discrete	character-34	43	0	-
446	mv_mob_t..	How long did you spend in[name]?	discrete	numeric-12.0	1525	2895	-
447	mv_mob_l..	Was this your longest trip in the last year?	discrete	numeric-12.0	1524	2896	-
448	mv_mob_r..	What were the reasons for traveling to [name]?	discrete	numeric-12.0	150	4270	-
449	mv_mob_r..	What were the reasons for traveling to [name]?	discrete	numeric-12.0	96	4324	-
450	mv_mob_r..	What were the reasons for traveling to [name]?	discrete	numeric-12.0	48	4372	-
451	mv_mob_r..	What were the reasons for traveling to [name]?	discrete	numeric-12.0	925	3495	-
452	mv_mob_r..	What were the reasons for traveling to [name]?	discrete	numeric-12.0	5	4415	-
453	mv_mob_r..	What were the reasons for traveling to [name]?	discrete	numeric-12.0	54	4366	-
454	mv_mob_r..	What were the reasons for traveling to [name]?	discrete	numeric-12.0	12	4408	-
455	mv_mob_r..	What were the reasons for traveling to [name]?	discrete	numeric-12.0	2	4418	-
456	mv_mob_r..	What were the reasons for traveling to [name]?	discrete	numeric-12.0	109	4311	-
457	mv_mob_r..	Please specify the other reason for traveling to [name]	discrete	character-39	124	0	-
458	mv_mob_l..	If yes, with whom were you living with during this time?	discrete	numeric-12.0	1525	2895	-
459	mv_mob_l..	Please specify the other person whom you stayed with	discrete	character-24	52	0	-
460	mv_mob_u..	Did you use medical services in [name]?	discrete	numeric-12.0	1525	2895	-
461	mv_mob_l..	For the longest trips: Where did you go?	discrete	character-17	182	0	-
462	mv_mob_l..	What is the longest duration that you have been away?	discrete	character-8	182	0	-
463	mv_mob_l..	For the longest trips: Was it?	discrete	numeric-12.0	182	4238	-
464	mv_mob_l..	Please specify the other details of where it was	discrete	character-16	19	0	-
465	mv_mob_r..	What were the reasons for traveling to [name]?	discrete	numeric-12.0	27	4393	-
466	mv_mob_r..	What were the reasons for traveling to [name]?	discrete	numeric-12.0	9	4411	-
467	mv_mob_r..	What were the reasons for traveling to [name]?	discrete	numeric-12.0	6	4414	-
468	mv_mob_r..	What were the reasons for traveling to [name]?	discrete	numeric-12.0	84	4336	-

File AHRI.DREAMS.MultiLevel.CombinedDataset.2018.v2							
#	Name	Label	Type	Format	Valid	Invalid	Question
469	mv_mob_r..	What were the reasons for traveling to [name]?	discrete	numeric-12.0	2	4418	-
470	mv_mob_r..	What were the reasons for traveling to [name]?	discrete	numeric-12.0	6	4414	-
471	mv_mob_r..	What were the reasons for traveling to [name]?	discrete	numeric-12.0	29	4391	-
472	mv_mob_r..	Please specify the other reason for traveling to [name]	discrete	character-32	34	0	-
473	mv_mob_l..	With whom were you living with during this time?	discrete	numeric-12.0	182	4238	-
474	mv_mob_l..	Please specify the other person whom you stayed with	discrete	character-28	20	0	-
475	mv_mob_u..	Did you use medical services in [name]?	discrete	numeric-12.0	182	4238	-
476	mv_mob_n..	How many times have you travelled in the last year?	discrete	character-2	1525	0	-
477	mv_goals01	Finishing secondary school	discrete	numeric-12.0	3063	1357	-
478	mv_goals02	Going to college/university	discrete	numeric-12.0	3063	1357	-
479	mv_goals03	Owning your own home	discrete	numeric-12.0	3062	1358	-
480	mv_goals04	Helping to take care of your parents or family when you are older	discrete	numeric-12.0	3062	1358	-
481	mv_goals05	Being admired and respected by your friends	discrete	numeric-12.0	3063	1357	-
482	mv_goals06	Having a good job/stable income	discrete	numeric-12.0	3062	1358	-
483	mv_goals07	Having children	discrete	numeric-12.0	3063	1357	-
484	mv_goals08	Getting married or finding a partner	discrete	numeric-12.0	3063	1357	-
485	mv_chanc..	You will finish primary school?	discrete	numeric-12.0	3064	1356	-
486	mv_chanc..	You will join secondary school?	discrete	numeric-12.0	3064	1356	-
487	mv_chanc..	You will finish secondary school?	discrete	numeric-12.0	3064	1356	-
488	mv_chanc..	You will go to university?	discrete	numeric-12.0	3064	1356	-
489	mv_chanc..	You will have a job that pays well?	discrete	numeric-12.0	3064	1356	-
490	mv_chanc..	You will be able to own your own home?	discrete	numeric-12.0	3064	1356	-
491	mv_chanc..	You will have a job that you enjoy doing?	discrete	numeric-12.0	3064	1356	-
492	mv_chanc..	You will have a happy family life?	discrete	numeric-12.0	3064	1356	-
493	mv_chanc..	You will stay in good health most of the time?	discrete	numeric-12.0	3063	1357	-
494	mv_chanc..	You will not get HIV/AIDS?	discrete	numeric-12.0	3064	1356	-

File AHRI.DREAMS.MultiLevel.CombinedDataset.2018.v2							
#	Name	Label	Type	Format	Valid	Invalid	Question
495	mv_chanc_..	You will live in a safe neighbourhood	discrete	numeric-12.0	3064	1356	-
496	mv_chanc_..	You will be respected in your community	discrete	numeric-12.0	3063	1357	-
497	mv_ment_..	Did you have times in which you were thinking deeply or thinking about many thin	discrete	numeric-12.0	3064	1356	-
498	mv_ment_..	Did you find yourself sometimes failing to concentrate?	discrete	numeric-12.0	3064	1356	-
499	mv_ment_..	Did you lose your temper or get annoyed over trivial matters?	discrete	numeric-12.0	3064	1356	-
500	mv_ment_..	Did you have nightmares or bad dreams?	discrete	numeric-12.0	3064	1356	-
501	mv_ment_..	Did you sometimes see or hear things which others could not see or hear?	discrete	numeric-12.0	3064	1356	-
502	mv_ment_..	Was your stomach aching?	discrete	numeric-12.0	3064	1356	-
503	mv_ment_..	Were you frightened by trivial things?	discrete	numeric-12.0	3064	1356	-
504	mv_ment_..	Did you sometimes fail to sleep or lose sleep?	discrete	numeric-12.0	3064	1356	-
505	mv_ment_..	Were there moments when you felt life was so tough that you cried or wanted to c	discrete	numeric-12.0	3064	1356	-
506	mv_ment_..	Did you feel run down (tired)?	discrete	numeric-12.0	3064	1356	-
507	mv_ment_..	Did you at times feel like committing suicide?	discrete	numeric-12.0	3064	1356	-
508	mv_ment_..	Were you generally unhappy with things you were doing each day?	discrete	numeric-12.0	3064	1356	-
509	mv_ment_..	Was your work/school lagging behind?	discrete	numeric-12.0	3064	1356	-
510	mv_ment_..	Did you feel you had problems in deciding what to do?	discrete	numeric-12.0	3064	1356	-
511	mv_gseasc_..	I can always solve difficult problems if I try hard enough	discrete	numeric-12.0	3064	1356	-
512	mv_gseasc_..	If someone is against me (opposes me), I can find the means and ways to get what	discrete	numeric-12.0	3064	1356	-
513	mv_gseasc_..	It is easy for me to stick to my aims and accomplish my goals	discrete	numeric-12.0	3064	1356	-
514	mv_gseasc_..	I am confident that I could handle unexpected events well	discrete	numeric-12.0	3064	1356	-
515	mv_gseasc_..	Thanks to my resourcefulness, I know	discrete	numeric-12.0	3064	1356	-

File AHRI.DREAMS.MultiLevel.CombinedDataset.2018.v2							
#	Name	Label	Type	Format	Valid	Invalid	Question
		how to manage unexpected (unforeseen) situa					
516	mv_gseasc..	I can solve most problems if I make the necessary effort	discrete	numeric-12.0	3064	1356	-
517	mv_gseasc..	I can remain calm when facing difficulties because I can rely on my own coping a	discrete	numeric-12.0	3064	1356	-
518	mv_gseasc..	When I am faced with a problem, I can usually find several solutions	discrete	numeric-12.0	3064	1356	-
519	mv_gseasc..	If I am in trouble, I can usually think of a solution	discrete	numeric-12.0	3064	1356	-
520	mv_gseasc..	I can usually handle whatever comes my way	discrete	numeric-12.0	3064	1356	-
521	mv_conmu..	I am able to use a condom every time I have sexual intercourse	discrete	numeric-12.0	3064	1356	-
522	mv_conmu..	I am able to ask my partner to use a condom every time we have sexual intercours	discrete	numeric-12.0	3064	1356	-
523	mv_conmu..	I am able to use a condom during sex after I have been drinking or taking drugs	discrete	numeric-12.0	3064	1356	-
524	mv_conmu..	I am able to refuse sex if [my partner / the man] will not use a condom	discrete	numeric-12.0	3064	1356	-
525	mv_sexne..	I am able to avoid sex any time I don't want to	discrete	numeric-12.0	3064	1356	-
526	mv_healt..	I feel confident that I could visit a health facility or testing center to get a	discrete	numeric-12.0	3064	1356	-
527	mv_healt..	I am confident that I could access ARVs if needed them	discrete	numeric-12.0	3064	1356	-
528	mv_healt..	I am confident that I would be able to go to a health clinic for any reason, if	discrete	numeric-12.0	3064	1356	-
529	ms_house..	Do you/your household own a TV?	discrete	numeric-12.0	3064	1356	-
530	ms_watch..	How often do you watch TV?	discrete	numeric-12.0	3064	1356	-
531	ms_watch..	Where do you usually (by usually we mean mostly, or commonly, or regularly) watc	discrete	numeric-12.0	2781	1639	-
532	ms_watch..	Please specify details on the other places where you watch TV	discrete	character-55	42	0	-
533	ms_cntrl..	If at home - Who has more control over the television remote or have more say ab	discrete	numeric-12.0	2660	1760	-
534	ms_cntrl..	Please specify details on the other person who has control of the TV remote at h	discrete	character-46	607	0	-

File AHRI.DREAMS.MultiLevel.CombinedDataset.2018.v2							
#	Name	Label	Type	Format	Valid	Invalid	Question
535	ms_ever_..	Have you ever watched MTV Shuga?	discrete	numeric-12.0	3064	1356	-
536	ms_ever_..	If no - have you heard of it?	discrete	numeric-12.0	2891	1529	-
537	ms_ever_..	If yes, from where/who?	discrete	numeric-12.0	171	4249	-
538	ms_ever_..	Please specify details on the other source where you have watched Shuga	discrete	character-1	0	0	-
539	ms_which_..	Which country series did you watch?	discrete	numeric-12.0	171	4249	-
540	ms_which_..	Please specify details on the other series of MTV Shugat that you have watched	discrete	character-1	0	0	-
541	ms_num_t_..	How many times did you watch MTV Shuga the South African season?	discrete	numeric-12.0	58	4362	-
542	ms_knowl_..	Did Ipeleng take the money that Rakeem offered her to pay her rent?	discrete	numeric-12.0	58	4362	-
543	ms_knowl_..	Did Bonggi and Coalstove have an HIV test together?	discrete	numeric-12.0	58	4362	-
544	ms_knowl_..	Did Sol buy Tsholofela a smartphone and clothes to have sex with her?	discrete	numeric-12.0	58	4362	-
545	ms_knowl_..	Did Sol beat Tsholofela?	discrete	numeric-12.0	58	4362	-
546	ms_knowl_..	Did Zamo take her small son with her to the pub because she like partying?	discrete	numeric-12.0	58	4362	-
547	ms_knowl_..	Did Khensani have a relationship with her teacher?	discrete	numeric-12.0	58	4362	-
548	ms_knowl_..	Will Khensani be able to have children again in the future?	discrete	numeric-12.0	58	4362	-
549	ms_knowl_..	Did Femi ask Sheila to take PreP to reduce the risk of him infecting her?	discrete	numeric-12.0	58	4362	-
550	ms_knowl_..	Was Reggie beaten up by his friend Q for being gay?	discrete	numeric-12.0	58	4362	-
551	ms_knowl_..	Did Ipeleng get a bursary to go to university?	discrete	numeric-12.0	58	4362	-
552	ms_knowl_..	Did Sheila refuse Femi's proposal to marry him?	discrete	numeric-12.0	58	4362	-
553	ms_knowl_..	Did Sizwe try to force himself on Zamo because he thought she slept with every g	discrete	numeric-12.0	58	4362	-
554	ms_knowl_..	Did Bonggi and Coalstove get back together again?	discrete	numeric-12.0	58	4362	-
555	ms_knowl_..	Did the nurse at the clinic advise Bonggi not to use an IUD as an on-going contra	discrete	numeric-12.0	58	4362	-

File AHRI.DREAMS.MultiLevel.CombinedDataset.2018.v2							
#	Name	Label	Type	Format	Valid	Invalid	Question
556	ms_knowl..	Did one of Zamo's boyfriends remove the condom without Zamo knowing while they w	discrete	numeric-12.0	58	4362	-
557	ms_talke..	Have you talked to anyone about MTV Shuga?	discrete	numeric-12.0	58	4362	-
558	ms_talke..	If yes, to who?	discrete	numeric-12.0	13	4407	-
559	ms_talke..	If yes, to who?	discrete	numeric-12.0	2	4418	-
560	ms_talke..	If yes, to who?	discrete	numeric-12.0	2	4418	-
561	ms_talke..	If yes, to who?	discrete	numeric-12.0	1	4419	-
562	ms_gbv_r..	Did watching Shuga make you more willing to: Report GBV?	discrete	numeric-12.0	171	4249	-
563	ms_gbv_t..	Did watching Shuga make you more willing to: Talk about it?	discrete	numeric-12.0	171	4249	-
564	ms_gbv_r..	Did watching Shuga make you more willing to: Help refer affected people for help	discrete	numeric-12.0	171	4249	-
565	ms_gbv_h..	Did watching Shuga make you more willing to: Help do something to stop it?	discrete	numeric-12.0	171	4249	-
566	ms_gbv_i..	Did watching Shuga make you more willing to: Involve family?	discrete	numeric-12.0	171	4249	-
567	ms_behav..	Did watching Shuga make you more willing to: Ask your partner to use condom?	discrete	numeric-12.0	171	4249	-
568	ms_behav..	Did watching Shuga make you more willing to: Go for an HIV test?	discrete	numeric-12.0	171	4249	-
569	ms_behav..	Did watching Shuga make you more willing to: Help someone who is HIV positive?	discrete	numeric-12.0	171	4249	-
570	ms_inten..	After watching MTV Shuga did you feel like you needed to have an HIV test?	discrete	numeric-12.0	171	4249	-
571	ms_inten..	After watching MTV Shuga did you feel like you needed to start using contracepti	discrete	numeric-12.0	171	4249	-
572	ms_inten..	After watching MTV Shuga did you feel like you needed to practise safer sex (Or	discrete	numeric-12.0	171	4249	-
573	ms_inten..	After watching MTV Shuga did you feel like you needed to start using PreP?	discrete	numeric-12.0	171	4249	-
574	ms_chari..	Did you have any favorite character in MTV Shuga Down South?	discrete	numeric-12.0	58	4362	-
575	ms_chari..	Did you have a character that you related to?	discrete	numeric-12.0	58	4362	-

File AHRI.DREAMS.MultiLevel.CombinedDataset.2018.v2							
#	Name	Label	Type	Format	Valid	Invalid	Question
576	ms_chari_..	Who was the character that you related to?	discrete	numeric-12.0	16	4404	-
577	ms_chari_..	Please specify details on the other favorite character you had	discrete	character-1	0	0	-
578	ms_socm_..	What is your favorite social media platform for messaging?	discrete	numeric-12.0	3064	1356	-
579	ms_socm_..	Please specify details on the other favorite media platform	discrete	character-16	19	0	-
580	ms_socm_..	What do you use your mobile phone for?	discrete	numeric-12.0	2396	2024	-
581	ms_socm_..	What do you use your mobile phone for?	discrete	numeric-12.0	1324	3096	-
582	ms_socm_..	What do you use your mobile phone for?	discrete	numeric-12.0	702	3718	-
583	ms_socm_..	What do you use your mobile phone for?	discrete	numeric-12.0	284	4136	-
584	ms_socm_..	What do you use your mobile phone for?	discrete	numeric-12.0	1619	2801	-
585	ms_socm_..	What do you use your mobile phone for?	discrete	numeric-12.0	398	4022	-
586	ms_socm_..	What do you use your mobile phone for?	discrete	numeric-12.0	703	3717	-
587	ms_socm_..	What do you use your mobile phone for?	discrete	numeric-12.0	440	3980	-
588	ms_socm_..	What do you use your mobile phone for?	discrete	numeric-12.0	3	4417	-
589	ms_socm_..	What do you use your mobile phone for?	discrete	numeric-12.0	27	4393	-
590	ms_socm_..	Specify other uses of your mobile phone	discrete	character-17	28	0	-
591	ms_know_..	Which method do you use/ have you used to avoid getting HIV?	discrete	numeric-12.0	2	4418	-
592	ms_know_..	Which method do you use/ have you used to avoid getting HIV?	discrete	numeric-12.0	1694	2726	-
593	ms_know_..	Which method do you use/ have you used to avoid getting HIV?	discrete	numeric-12.0	1	4419	-
594	ms_know_..	Which method do you use/ have you used to avoid getting HIV?	discrete	numeric-12.0	343	4077	-
595	ms_know_..	Which method do you use/ have you used to avoid getting HIV?	discrete	numeric-12.0	884	3536	-
596	ms_know_..	Which method do you use/ have you used to avoid getting HIV?	discrete	numeric-12.0	16	4404	-

File AHRI.DREAMS.MultiLevel.CombinedDataset.2018.v2							
#	Name	Label	Type	Format	Valid	Invalid	Question
597	ms_know_..	Please specify details on the other method to avoid getting HIV	discrete	character-64	17	0	-
598	ms_stigm_..	Would you be willing to be in a romantic relationship with someone who is HIV+?	discrete	numeric-12.0	3064	1356	-
599	ms_stigm_..	Would you support a friend or romantic partner with HIV by going to an HIV suppo	discrete	numeric-12.0	3064	1356	-
600	ms_stigm_..	Do you think your community would judge negatively men and women in same-sex rel	discrete	numeric-12.0	3064	1356	-
601	hq_hiv_g_..	Would you be able to get a HIV test if you wanted one?	discrete	numeric-12.0	3062	1358	-
602	hq_hiv_k_..	Do you think that it is important for people to know their status?	discrete	numeric-12.0	3061	1359	-
603	hq_hiv_i_..	Please specify detail on the other reason you think it is important to get teste	discrete	character-80	507	0	-
604	hq_recv_..	Have you ever received a test result for HIV?	discrete	numeric-12.0	3061	1359	-
605	hq_hiv_i_..	Why is it important to be HIV tested?	discrete	numeric-12.0	2336	2084	-
606	hq_hiv_i_..	Why is it important to be HIV tested?	discrete	numeric-12.0	670	3750	-
607	hq_hiv_i_..	Why is it important to be HIV tested?	discrete	numeric-12.0	242	4178	-
608	hq_hiv_i_..	Why is it important to be HIV tested?	discrete	numeric-12.0	781	3639	-
609	hq_hiv_i_..	Why is it important to be HIV tested?	discrete	numeric-12.0	467	3953	-
610	hq_hiv_t_..	Where did your last HIV test take place?	discrete	numeric-12.0	2608	1812	-
611	hq_hiv_t_..	Please specify detail on the other place where you were tested for HIV:	discrete	character-44	34	0	-
612	hq_hiv_t_..	Was the last HIV test offered, required or did you ask for the test?	discrete	numeric-12.0	2608	1812	-
613	hq_hiv_t_..	What was the main reason for your last HIV test?	discrete	numeric-12.0	2608	1812	-
614	hq_hiv_t_..	Please specify detail on the other main reason for having your last HIV test:	discrete	character-111	778	-	-
615	hq_hiv_p_..	Did you receive any counselling prior to your last HIV test?	discrete	numeric-12.0	2608	1812	-
616	hq_pos_h_..	Have you ever had a positive HIV test result?	discrete	numeric-12.0	2608	1812	-

File AHRI.DREAMS.MultiLevel.CombinedDataset.2018.v2							
#	Name	Label	Type	Format	Valid	Invalid	Question
617	hq_first..	When was your first positive test result?	discrete	numeric-12.0	317	4103	-
618	hq_lastn..	When was your last negative test result?	discrete	numeric-12.0	2608	1812	-
619	hq_refer..	Were you referred to HIV treatment services?	discrete	numeric-12.0	317	4103	-
620	hq_prev..	Have you ever taken ART for your own health?	discrete	numeric-12.0	317	4103	-
621	hq_art_t..	Have you ever taken ART to prevent Mother To Child Transmission (MTCT)?	discrete	numeric-12.0	172	4248	-
622	hq_start..	When did you first start ART?	discrete	numeric-12.0	274	4146	-
623	hq_curr..	Are you currently receiving ART?	discrete	numeric-12.0	317	4103	-
624	hq_art_t..	Have you ever had to stop ART?	discrete	numeric-12.0	274	4146	-
625	hq_art_r..	Please provide the reason for stopping ART:	discrete	character-222	24	-	-
626	hq_recvf..	Where do you currently receive your ART from?	discrete	numeric-12.0	290	4130	-
627	hq_art_e..	How often do you take your ART drugs at the exact time prescribed by your doctor	discrete	numeric-12.0	290	4130	-
628	hq_heard..	If HIV negative or status not known: Have you ever heard of ART ?	discrete	numeric-12.0	2281	2139	-
629	hq_art_i..	Do you think that ART improves health?	discrete	numeric-12.0	3061	1359	-
630	hq_art_k..	Do you know places where to get ART?	discrete	numeric-12.0	3061	1359	-
631	hq_pep_h..	Have you ever heard of drugs that can be taken to prevent HIV infection after po	discrete	numeric-12.0	3062	1358	-
632	hq_pep_k..	Do you know where such services are offered?	discrete	numeric-12.0	259	4161	-
633	hq_pep_t..	Have you ever taken PEP?	discrete	numeric-12.0	259	4161	-
634	hq_pep_l..	How long ago did you last take PEP?	discrete	character-2	6	0	-
635	hq_pep_l..	Is value in:	discrete	numeric-12.0	6	4414	-
636	hq_pep_t..	Why did you take PEP?	discrete	character-79	6	0	-
637	hq_pep_g..	Where did you receive PEP from?	discrete	numeric-12.0	6	4414	-
638	hq_prep..	Have you ever heard of PrEP? (These are tablets that people who do not have HIV	discrete	numeric-12.0	3062	1358	-
639	hq_prep..	Where did you hear about PrEP?	discrete	character-41	176	0	-
640	hq_prep..	Have you ever been offered PrEP?	discrete	numeric-12.0	176	4244	-

File AHRI.DREAMS.MultiLevel.CombinedDataset.2018.v2							
#	Name	Label	Type	Format	Valid	Invalid	Question
641	hq_prep_..	Did you use/ participate in the service in the past 12 months?	discrete	numeric-12.0	1	4419	-
642	hq_prep_..	When you used the service in the last 12 months, was it a 'DREAMS' program?	discrete	numeric-12.0	1	4419	-
643	hq_prep_..	Are you currently taking PrEP to prevent HIV?	discrete	numeric-12.0	1	4419	-
644	hq_prep_..	Why did you decide not to take PrEP?	discrete	numeric-12.0	0	4420	-
645	hq_prep_..	Please specify detail on the other reason why you did not take PrEP	discrete	character-1	0	0	-
646	hq_prep_..	Where are you receiving PrEP? Please tell us the name of the clinic/organisation	discrete	numeric-12.0	0	4420	-
647	hq_prep_..	Please specify details of the place you receive PrEP	discrete	character-1	0	0	-
648	hq_prep_..	Please specify details of the place you receive PrEP	discrete	character-1	0	0	-
649	hq_prep_..	Please specify details of the other organization	discrete	character-1	0	0	-
650	hq_prep_..	Do you take PrEP every day?	discrete	numeric-12.0	0	4420	-
651	hq_prep_..	When you take your PrEP do you usually take it at the same time?	discrete	numeric-12.0	0	4420	-
652	hq_prep_..	Are you struggling to take you PrEP drugs as advised by the doctor because (plea	discrete	numeric-12.0	0	4420	-
653	hq_prep_..	Please specify other reason for not taking your PrEP as described:	discrete	character-1	0	0	-
654	hq_prep_..	Have you been supported by [name of intervention/NGO etc] to take your PrEP dru	discrete	numeric-12.0	0	4420	-
655	hq_prep_..	In general, are you the type of person who would rather:	discrete	numeric-12.0	3062	1358	-
656	hq_imppt_..	Which features of an injectable medicine to prevent HIV are important to you	discrete	numeric-12.0	3061	1359	-
657	hq_imppt_..	Which features of an injectable medicine to prevent HIV are important to you	discrete	numeric-12.0	3061	1359	-
658	hq_imppt_..	Which features of an injectable medicine to prevent HIV are important to you	discrete	numeric-12.0	3061	1359	-
659	hq_imppt_..	Which features of an injectable medicine to prevent HIV are important to you	discrete	numeric-12.0	3061	1359	-

File AHRI.DREAMS.MultiLevel.CombinedDataset.2018.v2							
#	Name	Label	Type	Format	Valid	Invalid	Question
660	hq_imprt..	Which features of an injectable medicine to prevent HIV are important to you	discrete	numeric-12.0	3061	1359	-
661	hq_imprt..	Which features of an injectable medicine to prevent HIV are important to you	discrete	numeric-12.0	3061	1359	-
662	hq_imprt..	Which features of an injectable medicine to prevent HIV are important to you	discrete	numeric-12.0	3061	1359	-
663	hq_imprt..	Which features of an injectable medicine to prevent HIV are important to you	discrete	numeric-12.0	3061	1359	-
664	hq_evers..	In your whole life up to now, have you ever smoked a cigarette?	discrete	numeric-12.0	3062	1358	-
665	hq_frsts..	How old were you when you smoked your first cigarette? If you can't remember, pl	discrete	character-2	626	0	-
666	hq_dayss..	How many days have you smoked at least one cigarette in the past month? [number	discrete	character-2	626	0	-
667	hq_smokl..	Have you used smokeless tobacco products such as snuff or chewing tobacco in the	discrete	numeric-12.0	626	3794	-
668	hq_everd..	In your whole life up to now, have you ever drunk one "drink" of alcohol (e.g. a	discrete	numeric-12.0	3062	1358	-
669	hq_frstd..	How old were you when you drank your first drink? If you can't remember, please	discrete	character-2	1609	0	-
670	hq_daysd..	How many days have you drunk at least one drink in the past month? [number of da	discrete	character-2	1609	0	-
671	hq_more5..	How many days have you drunk 5 or more drinks (in succession) on one or more day	discrete	character-2	1609	0	-
672	hq_everu..	In your whole life up to now, have you ever used cannabis (dagga)?	discrete	numeric-12.0	3062	1358	-
673	hq_frsc..	How old were you when you used cannabis (dagga)? If you can't remember, please g	discrete	character-2	315	0	-
674	hq_daysc..	How many days have you used cannabis in the past month? [number of days]	discrete	character-2	315	0	-
675	hq_usedo..	Have you ever used other drugs such as (Tick all that apply)	discrete	numeric-12.0	3021	1399	-

File AHRI.DREAMS.MultiLevel.CombinedDataset.2018.v2							
#	Name	Label	Type	Format	Valid	Invalid	Question
676	hq_usedo..	Have you ever used other drugs such as (Tick all that apply)	discrete	numeric-12.0	16	4404	-
677	hq_usedo..	Have you ever used other drugs such as (Tick all that apply)	discrete	numeric-12.0	5	4415	-
678	hq_usedo..	Have you ever used other drugs such as (Tick all that apply)	discrete	numeric-12.0	9	4411	-
679	hq_usedo..	Have you ever used other drugs such as (Tick all that apply)	discrete	numeric-12.0	4	4416	-
680	hq_usedo..	Have you ever used other drugs such as (Tick all that apply)	discrete	numeric-12.0	9	4411	-
681	hq_usedo..	Have you ever used other drugs such as (Tick all that apply)	discrete	numeric-12.0	1	4419	-
682	hq_usedo..	Have you ever used other drugs such as (Tick all that apply)	discrete	numeric-12.0	10	4410	-
683	hq_othdr..	Please specify more details on the kind of other drugs you have used?	discrete	character-11	11	0	-
684	sr_curre..	Are you married?	discrete	numeric-12.0	3063	1357	-
685	sr_prev..	Are you married? - from Baseline	discrete	numeric-12.0	0	4420	-
686	sr_curre..	Are you living with your partner as if you are married (Cohabiting)?	discrete	numeric-12.0	3031	1389	-
687	sr_everm..	Have you ever been married?	discrete	numeric-12.0	3027	1393	-
688	sr_marri..	Please specify what type of marriage it is/was?	discrete	numeric-12.0	33	4387	-
689	sr_marri..	Please specify details on the other type of marriage	discrete	character-23	1	0	-
690	sr_new_m..	When you got married, did you move home	discrete	numeric-12.0	33	4387	-
691	sr_live..	Are you living with your husband?	discrete	numeric-12.0	33	4387	-
692	sr_share..	Are you willing to share how old were you when you first got married (if you do	discrete	numeric-12.0	33	4387	-
693	sr_age_f..	How old were you when you first got married (if you do not know, please make you	discrete	character-2	32	0	-
694	sr_share..	Are you willing to share how old your husband is (if you do not know, please mak	discrete	numeric-12.0	32	4388	-
695	sr_age_p..	How old is your husband/ wife (if you do not know, please make your best guess)?	discrete	character-2	29	0	-

File AHRI.DREAMS.MultiLevel.CombinedDataset.2018.v2							
#	Name	Label	Type	Format	Valid	Invalid	Question
696	sr_fathe..	Have you ever fathered any children?	discrete	numeric-12.0	2487	1933	-
697	sr_share..	Are you willing to share how old were you the first time you made someone pregna	discrete	numeric-12.0	602	3818	-
698	sr_agefa..	How old were you when you first made someone pregnant?	discrete	character-2	564	0	-
699	sr_share..	Are you willing to share the number of children you have you fathered?	discrete	numeric-12.0	602	3818	-
700	sr_numch..	How many children have you fathered (please include those who have died)?	discrete	character-2	593	0	-
701	sr_child..	How many of these children are still alive?	discrete	character-2	593	0	-
702	sr_curcu..	Have you ever been circumcised where your frenulum was cut?	discrete	numeric-12.0	2487	1933	-
703	sr_circu..	Have you ever been circumcised where your whole foreskin was removed?	discrete	numeric-12.0	2486	1934	-
704	sr_circu..	When were you circumcised (if you do not know, please make your best guess)?	discrete	numeric-12.0	1484	2936	-
705	sr_circu..	Where were you circumcised?	discrete	numeric-12.0	1484	2936	-
706	sr_circu..	Please specify more details on where you were circumcised:	discrete	character-40	146	0	-
707	sr_currp..	Are you currently pregnant?	discrete	numeric-12.0	576	3844	-
708	sr_everp..	Have you ever been pregnant?	discrete	numeric-12.0	576	3844	-
709	sr_pregn..	Have you been pregnant in the last 12 months?	discrete	numeric-12.0	515	3905	-
710	sr_share..	Are you willing to share how old were you the first time you got pregnant?	discrete	numeric-12.0	515	3905	-
711	sr_agepr..	How old were you the first time you got pregnant? [age in years]	discrete	character-2	498	0	-
712	sr_times..	How many times have you been pregnant? (including pregnancies that did not go to	discrete	character-2	510	0	-
713	sr_times..	How many times have you given birth? (include both live births and stillbirths.	discrete	character-2	510	0	-
714	sr_child..	How many of these children are still alive?	discrete	character-2	510	0	-
715	sr_anoth..	FOR NON PREGNANT / UNSURE / NEVER	discrete	numeric-12.0	3019	1401	-

File AHRI.DREAMS.MultiLevel.CombinedDataset.2018.v2							
#	Name	Label	Type	Format	Valid	Invalid	Question
		PREGNANT BEFORE, ASK Would you like to have (a					
716	sr_waitb..	If Yes, How long would you like to wait from now before the birth of (a/another)	discrete	numeric-12.0	1839	2581	-
717	sr_aftbr..	FOR CURRENTLY PREGNANT ASK After the birth of this child you are expecting would	discrete	numeric-12.0	45	4375	-
718	sr_waitb..	If yes, After the birth of the child you are expecting now, how long would you l	discrete	numeric-12.0	11	4409	-
719	sr_nomor..	What are the reasons why you would not like to have (a/another) child?	discrete	numeric-12.0	187	4233	-
720	sr_nomor..	What are the reasons why you would not like to have (a/another) child?	discrete	numeric-12.0	91	4329	-
721	sr_nomor..	What are the reasons why you would not like to have (a/another) child?	discrete	numeric-12.0	13	4407	-
722	sr_nomor..	What are the reasons why you would not like to have (a/another) child?	discrete	numeric-12.0	48	4372	-
723	sr_nomor..	What are the reasons why you would not like to have (a/another) child?	discrete	numeric-12.0	773	3647	-
724	sr_nomor..	What are the reasons why you would not like to have (a/another) child?	discrete	numeric-12.0	7	4413	-
725	sr_nomor..	What are the reasons why you would not like to have (a/another) child?	discrete	numeric-12.0	31	4389	-
726	sr_nomor..	What are the reasons why you would not like to have (a/another) child?	discrete	numeric-12.0	23	4397	-
727	sr_nomor..	Please specify other reasons why you would not like to have (a/another) child?	discrete	character-58	36	0	-
728	sr_partn..	Does your partner want to have a/another child with you?	discrete	numeric-12.0	1142	3278	-
729	sr_partn..	Does your (husband/partner) want the same number of children that you want, or d	discrete	numeric-12.0	60	4360	-
730	sr_areus..	Are you currently using any contraceptive methods to prevent pregnancy?	discrete	numeric-12.0	532	3888	-
731	sr_notus..	If no, What is the main reason why you are not using a method of contraception	discrete	numeric-12.0	129	4291	-
732	sr_notus..	Other reason not using any method of contraception, please specify:	discrete	character-81	23	0	-

File AHRI.DREAMS.MultiLevel.CombinedDataset.2018.v2							
#	Name	Label	Type	Format	Valid	Invalid	Question
733	sr_currm..	Which methods are you currently using?	discrete	numeric-12.0	138	4282	-
734	sr_currm..	Which methods are you currently using?	discrete	numeric-12.0	1	4419	-
735	sr_currm..	Which methods are you currently using?	discrete	numeric-12.0	4	4416	-
736	sr_currm..	Which methods are you currently using?	discrete	numeric-12.0	1	4419	-
737	sr_currm..	Which methods are you currently using?	discrete	numeric-12.0	1	4419	-
738	sr_currm..	Which methods are you currently using?	discrete	numeric-12.0	4	4416	-
739	sr_currm..	Which methods are you currently using?	discrete	numeric-12.0	221	4199	-
740	sr_currm..	Which methods are you currently using?	discrete	numeric-12.0	37	4383	-
741	sr_currm..	Which methods are you currently using?	discrete	numeric-12.0	13	4407	-
742	sr_currm..	Which methods are you currently using?	discrete	numeric-12.0	1	4419	-
743	sr_currm..	Which methods are you currently using?	discrete	numeric-12.0	2	4418	-
744	sr_currm..	Other method, please specify:	discrete	character-10	2	0	-
745	sr_whatm..	In the past 12 months, have you used any method to avoid getting pregnant?	discrete	numeric-12.0	576	3844	-
746	sr_meth..	Which methods were you using?	discrete	numeric-12.0	122	4298	-
747	sr_meth..	Which methods were you using?	discrete	numeric-12.0	5	4415	-
748	sr_meth..	Which methods were you using?	discrete	numeric-12.0	1	4419	-
749	sr_meth..	Which methods were you using?	discrete	numeric-12.0	6	4414	-
750	sr_meth..	Which methods were you using?	discrete	numeric-12.0	233	4187	-
751	sr_meth..	Which methods were you using?	discrete	numeric-12.0	36	4384	-
752	sr_meth..	Which methods were you using?	discrete	numeric-12.0	13	4407	-
753	sr_meth..	Other method, please specify:	discrete	character-1	0	0	-
754	sr_hivkn..	Can the risk of HIV transmission be reduced by having sex with only one uninfected	discrete	numeric-12.0	3063	1357	-
755	sr_hivkn..	Can a person reduce the risk of getting HIV by using a condom every time they ha	discrete	numeric-12.0	3063	1357	-
756	sr_hivkn..	Can a healthy-looking person have HIV?	discrete	numeric-12.0	3063	1357	-

File AHRI.DREAMS.MultiLevel.CombinedDataset.2018.v2							
#	Name	Label	Type	Format	Valid	Invalid	Question
757	sr_hivkn..	Can a person get HIV from mosquito bites?	discrete	numeric-12.0	3063	1357	-
758	sr_hivkn..	Can a person get HIV by sharing food with someone who is infected?	discrete	numeric-12.0	3063	1357	-
759	srs_ever..	Have you ever had sex?	discrete	numeric-12.0	3063	1357	-
760	srs_shar..	Are you willing to share how old were you the first time you had sex, even if it	discrete	numeric-12.0	1889	2531	-
761	srs_agef..	If you ever had sex (even if it was not your choice) how old were you the first	discrete	character-4	1045	0	-
762	srs_firs..	What was/were the reason(s) you had sex the first time? [Circle all the relevan	discrete	numeric-12.0	1205	3215	-
763	srs_firs..	What was/were the reason(s) you had sex the first time? [Circle all the relevan	discrete	numeric-12.0	28	4392	-
764	srs_firs..	What was/were the reason(s) you had sex the first time? [Circle all the relevan	discrete	numeric-12.0	263	4157	-
765	srs_firs..	What was/were the reason(s) you had sex the first time? [Circle all the relevan	discrete	numeric-12.0	34	4386	-
766	srs_firs..	What was/were the reason(s) you had sex the first time? [Circle all the relevan	discrete	numeric-12.0	24	4396	-
767	srs_firs..	What was/were the reason(s) you had sex the first time? [Circle all the relevan	discrete	numeric-12.0	6	4414	-
768	srs_firs..	What was/were the reason(s) you had sex the first time? [Circle all the relevan	discrete	numeric-12.0	3	4417	-
769	srs_firs..	What was/were the reason(s) you had sex the first time? [Circle all the relevan	discrete	numeric-12.0	8	4412	-
770	srs_firs..	What was/were the reason(s) you had sex the first time? [Circle all the relevan	discrete	numeric-12.0	4	4416	-
771	srs_firs..	What was/were the reason(s) you had sex the first time? [Circle all the relevan	discrete	numeric-12.0	54	4366	-
772	srs_firs..	What was/were the reason(s) you had sex the first time? [Circle all the relevan	discrete	numeric-12.0	7	4413	-
773	srs_firs..	What was/were the reason(s) you had sex the first time? [Circle all the relevan	discrete	numeric-12.0	6	4414	-
774	srs_firs..	What was/were the reason(s) you had sex the first time? [Circle all the relevan	discrete	numeric-12.0	9	4411	-

File AHRI.DREAMS.MultiLevel.CombinedDataset.2018.v2							
#	Name	Label	Type	Format	Valid	Invalid	Question
775	srs_firs_..	What was/were the reason(s) you had sex the first time? [Circle all the relevan	discrete	numeric-12.0	247	4173	-
776	srs_firs_..	What was/were the reason(s) you had sex the first time? [Circle all the relevan	discrete	numeric-12.0	19	4401	-
777	srs_firs_..	What was/were the reason(s) you had sex the first time? [Circle all the relevan	discrete	character-49	10	0	-
778	srs_firs_..	When you had sex for the first time, even if it was not your choice, with whom d	discrete	numeric-12.0	1847	2573	-
779	srs_firs_..	The first time you had sex, were you given gifts or money by your sexual partner	discrete	numeric-12.0	522	3898	-
780	srs_firs_..	The first time you had sex, did you give gifts or money to your sexual partner?	discrete	numeric-12.0	1399	3021	-
781	srs_firs_..	When you first had sex, what did you or your partner do to protect you against p	discrete	numeric-12.0	1877	2543	-
782	srs_firs_..	When you first had sex, did you or your partner do anything to protect you again	discrete	numeric-12.0	1890	2530	-
783	srs_firs_..	Please specify other method of protection against HIV	discrete	character-21	5	0	-
784	srs_firs_..	Did you know the HIV status of your first partner at the time when you first had	discrete	numeric-12.0	1890	2530	-
785	srs_firs_..	What was the HIV status of your first partner at the time when you first had sex	discrete	numeric-12.0	574	3846	-
786	srs_firs_..	Did you know if your first partner was taking ART at the time when you first had	discrete	numeric-12.0	11	4409	-
787	srs_shar_..	Are you willing to share how old was the person you first had sex with, even if	discrete	numeric-12.0	1889	2531	-
788	srs_part_..	How old was the person you first had sex with, even if it was forced or not your	discrete	character-3	580	0	-
789	srs_firs_..	Was this person:	discrete	numeric-12.0	360	4060	-
790	srs_firs_..	How many years younger/older?	discrete	numeric-12.0	167	4253	-
791	srs_shar_..	Are you willing to share how old you were when you first had sex with your secon	discrete	numeric-12.0	1890	2530	-
792	srs_ages_..	How old were you the first time you had sex with your second sexual partner? If	discrete	character-2	639	0	-
793	srs_shar_..	Are you willing to share the number of different people have you had sex with in	discrete	numeric-12.0	1890	2530	-

File AHRI.DREAMS.MultiLevel.CombinedDataset.2018.v2							
#	Name	Label	Type	Format	Valid	Invalid	Question
794	srs_life..	How many different people have you had sex with in your lifetime (including your	discrete	character-3	701	0	-
795	srs_shar..	Are you willing to share the number of different people have you had sex with in	discrete	numeric-12.0	1889	2531	-
796	srs_12mt..	How many people have you had sex with in the past 12 months (including your husb	discrete	character-2	662	0	-
797	srs_12mt..	Of the number of partners you had in the last 12 months, how many of these partn	discrete	character-11	589	0	-
798	srs_shar..	Sometimes people have more than one sexual relationship at the same time.	discrete	numeric-12.0	1887	2533	-
799	srs_nums..	How many sexual relationships are you in at the moment (if you do not know, plea	discrete	character-3	675	0	-
800	srs_tran..	In the past 12 months, have you ever had sex with anyone (for a short period of	discrete	numeric-12.0	522	3898	-
801	srs_shar..	Are you willing to share with how many different people have you become sexually	discrete	numeric-12.0	1890	2530	-
802	srs_tran..	In the past 12 months how many different people have you become sexually involve	discrete	character-2	281	0	-
803	srs_sexw..	Some people have sex with other people for a living; would you consider yourself	discrete	numeric-12.0	522	3898	-
804	srs_tran..	In the past 12 months have you provided a woman who is not a sex worker with hel	discrete	numeric-12.0	1354	3066	-
805	srs_usec..	Have you used a condom during sex in the past 3 months?	discrete	numeric-12.0	1889	2531	-
806	srs_usec..	Did you use a condom the LAST time you had sex (whether it was forced or agreed)	discrete	numeric-12.0	1889	2531	-
807	srs_cond..	Have you had any sex without a condom in the last month? (condom less sex)	discrete	numeric-12.0	1889	2531	-
808	srs_cond..	Have you had any sex without a condom in the last 12 months? (condom less sex)	discrete	numeric-12.0	1012	3408	-
809	srs_recn..	Have you had sex with this person in the past 12 months? Most recent partner	discrete	numeric-12.0	651	3769	-
810	srs_recn..	When you last had sex with this person, what was your relationship to that perso	discrete	numeric-12.0	536	3884	-

File AHRI.DREAMS.MultiLevel.CombinedDataset.2018.v2							
#	Name	Label	Type	Format	Valid	Invalid	Question
811	srs_recn ..	What is your current relationship status with [name]? Most recent partner	discrete	numeric-12.0	536	3884	-
812	srs_recn ..	What are the main kinds of work/activities [name] does/has done over the last 12	discrete	numeric-12.0	536	3884	-
813	srs_recn ..	What was the highest level of education of [name]? Most recent partner	discrete	numeric-12.0	534	3886	-
814	srs_recn ..	Are you willing to share long ago did you first have sex with this person? Most	discrete	numeric-12.0	536	3884	-
815	srs_recn ..	How long ago did you first have sex with this person (if you do not know, please	discrete	character-5	328	0	-
816	srs_recn ..	Is value in. Most recent partner	discrete	numeric-12.0	328	4092	-
817	srs_recn ..	Are you willing to share when was the last time you had sex with this person? Mo	discrete	numeric-12.0	536	3884	-
818	srs_recn ..	When was the last time you had sex with this person (if you do not know, please	discrete	character-2	383	0	-
819	srs_recn ..	Is value in. Most recent partner	discrete	numeric-12.0	384	4036	-
820	srs_recn ..	Are you willing to share the age of this person? Most recent partner	discrete	numeric-12.0	536	3884	-
821	srs_recn ..	How old is this person (if you do not know, please make your best guess)? [in ye	discrete	character-3	426	0	-
822	srs_recn ..	Is this person a member of this household? Most recent partner	discrete	numeric-12.0	536	3884	-
823	srs_recn ..	Where does this person normally reside? Most recent partner	discrete	numeric-12.0	536	3884	-
824	srs_recn ..	In which Isigodi does this person normally reside? Most recent partner	discrete	numeric-12.0	161	4259	-
825	srs_recn ..	Did you use a condom the last time you had sex with this person? Most recent par	discrete	numeric-12.0	536	3884	-
826	srs_recn ..	If yes, who brought the condom the last time you had sex with [name]? Most recen	discrete	numeric-12.0	287	4133	-
827	srs_recn ..	If no, why did you or [name] NOT use a condom? (last sex) Most recent partner	discrete	numeric-12.0	243	4177	-
828	srs_recn ..	The first time you had sex with [name], did you/your partner use a male or femal	discrete	numeric-12.0	536	3884	-
829	srs_recn ..	If yes, who brought the condom the first time you	discrete	numeric-12.0	299	4121	-

File AHRI.DREAMS.MultiLevel.CombinedDataset.2018.v2							
#	Name	Label	Type	Format	Valid	Invalid	Question
		had sex with [name]? Most rece					
830	srs_recn ..	If no, why did you or [name] NOT use a condom? (first sex) Most recent partner	discrete	numeric-12.0	220	4200	-
831	srs_recn ..	How often have you and [name] used male or female condoms? Most recent partner	discrete	numeric-12.0	536	3884	-
832	srs_recn ..	Did you drink alcohol before the last time you had sex with [name]? Most recent	discrete	numeric-12.0	536	3884	-
833	srs_recn ..	The last time you had sex with [name], did you give or were you given a gift in	discrete	numeric-12.0	536	3884	-
834	srs_recn ..	The last time you had sex with [name], did you give or were you given money in o	discrete	numeric-12.0	535	3885	-
835	srs_recn ..	Are you willing to share the number of times you had sex with this person over t	discrete	numeric-12.0	535	3885	-
836	srs_recn ..	Over the past four weeks, how many times have you had sex with this person? Most	discrete	character-2	201	0	-
837	srs_recn ..	Do you know the HIV status of [name]? Most recent partner	discrete	numeric-12.0	535	3885	-
838	srs_recn ..	What is the HIV status of [name]? Most recent partner	discrete	numeric-12.0	344	4076	-
839	srs_recn ..	How did you find out their HIV status? Most recent partner	discrete	numeric-12.0	344	4076	-
840	srs_recn ..	Please specify details on other way you find out about the person's HIV status?	discrete	character-1	0	0	-
841	srs_recn ..	Do you know if [name]is taking ART? Most recent partner	discrete	numeric-12.0	48	4372	-
842	srs_recn ..	Does this person know your current HIV status? Most recent partner	discrete	numeric-12.0	535	3885	-
843	srs_recn ..	During your relationship with [name] in the past year, did you take PrEP to prev	discrete	numeric-12.0	535	3885	-
844	srs_recn ..	Why did you decide not to take PrEP? Most recent partner	discrete	numeric-12.0	475	3945	-
845	srs_recn ..	Please specify other reason for not taking PREP. Most recent partner	discrete	character-17	1	0	-
846	srs_recn ..	Over the past 12 months, during your relationships	discrete	numeric-12.0	535	3885	-

File AHRI.DREAMS.MultiLevel.CombinedDataset.2018.v2

#	Name	Label	Type	Format	Valid	Invalid	Question
		with X do you know or suspect					
847	srs_recn ..	Have you had sex with this person in the past 12 months? Second most recent part	discrete	numeric-12.0	271	4149	-
848	srs_recn ..	When you last had sex with this person, what was your relationship to that perso	discrete	numeric-12.0	155	4265	-
849	srs_recn ..	What is your current relationship status with [name]? Second most recent partne	discrete	numeric-12.0	155	4265	-
850	srs_recn ..	What are the main kinds of work/activities [name] does/ has done over the last 12	discrete	numeric-12.0	155	4265	-
851	srs_recn ..	What was the highest level of education of [name]? Second most recent partner	discrete	numeric-12.0	155	4265	-
852	srs_recn ..	Are you willing to share long ago did you first have sex with this person? Secon	discrete	numeric-12.0	155	4265	-
853	srs_recn ..	How long ago did you first have sex with this person (if you do not know, please	discrete	character-2	78	0	-
854	srs_recn ..	Is value in. Second most recent partner	discrete	numeric-12.0	78	4342	-
855	srs_recn ..	Are you willing to share when was the last time you had sex with this person? Se	discrete	numeric-12.0	155	4265	-
856	srs_recn ..	When was the last time you had sex with this person (if you do not know, please	discrete	character-2	88	0	-
857	srs_recn ..	Is value in. Second most recent partner	discrete	numeric-12.0	88	4332	-
858	srs_recn ..	Are you willing to share the age of this person? Second most recent partner	discrete	numeric-12.0	155	4265	-
859	srs_recn ..	How old is this person (if you do not know, please make your best guess)? [in ye	discrete	character-2	107	0	-
860	srs_recn ..	Is this person a member of this household? Second most recent partner	discrete	numeric-12.0	155	4265	-
861	srs_recn ..	Where does this person normally reside? Second most recent partner	discrete	numeric-12.0	155	4265	-
862	srs_recn ..	In which Isigodi does this person normally reside? Second most recent partner	discrete	numeric-12.0	53	4367	-
863	srs_recn ..	Did you use a condom the last time you had sex with this person? Second most rec	discrete	numeric-12.0	155	4265	-
864	srs_recn ..	If yes, who brought the condom the last time you	discrete	numeric-12.0	98	4322	-

File AHRI.DREAMS.MultiLevel.CombinedDataset.2018.v2							
#	Name	Label	Type	Format	Valid	Invalid	Question
		had sex with [name]? Second mos					
865	srs_recn ..	If no, why did you or [name] NOT use a condom? (last sex) Second most recent par	discrete	numeric-12.0	52	4368	-
866	srs_recn ..	The first time you had sex with [name], did you/your partner use a male or femal	discrete	numeric-12.0	155	4265	-
867	srs_recn ..	If yes, who brought the condom the first time you had sex with [name]? Second mo	discrete	numeric-12.0	97	4323	-
868	srs_recn ..	If no, why did you or [name] NOT use a condom? (first sex) Second most recent pa	discrete	numeric-12.0	49	4371	-
869	srs_recn ..	How often have you and [name] used male or female condoms? Second most recent pa	discrete	numeric-12.0	155	4265	-
870	srs_recn ..	Did you drink alcohol before the last time you had sex with [name]? Second most	discrete	numeric-12.0	155	4265	-
871	srs_recn ..	The last time you had sex with [name], did you give or were you given a gift in	discrete	numeric-12.0	155	4265	-
872	srs_recn ..	The last time you had sex with [name], did you give or were you given money in o	discrete	numeric-12.0	155	4265	-
873	srs_recn ..	Are you willing to share the number of times you had sex with this person over t	discrete	numeric-12.0	155	4265	-
874	srs_recn ..	Over the past four weeks, how many times have you had sex with this person? Seco	discrete	character-2	45	0	-
875	srs_recn ..	Do you know the HIV status of [name]? Second most recent partner	discrete	numeric-12.0	155	4265	-
876	srs_recn ..	What is the HIV status of [name]? Second most recent partner	discrete	numeric-12.0	69	4351	-
877	srs_recn ..	How did you find out their HIV status? Second most recent partner	discrete	numeric-12.0	68	4352	-
878	srs_recn ..	Please specify details on other way you find out about the person's HIV status?	discrete	character-1	1	0	-
879	srs_recn ..	Do you know if [name]is taking ART? Second most recent partner	discrete	numeric-12.0	9	4411	-
880	srs_recn ..	Does this person know your current HIV status? Second most recent partner	discrete	numeric-12.0	155	4265	-

File AHRI.DREAMS.MultiLevel.CombinedDataset.2018.v2							
#	Name	Label	Type	Format	Valid	Invalid	Question
881	srs_recn ..	During your relationship with [name] in the past year, did you take PrEP to prev	discrete	numeric-12.0	155	4265	-
882	srs_recn ..	Why did you decide not to take PrEP? Second most recent partner	discrete	numeric-12.0	129	4291	-
883	srs_recn ..	Please specify other reason for not taking PREP. Second most recent partner	discrete	character-1	0	0	-
884	srs_recn ..	Over the past 12 months, during your relationships with X do you know or suspect	discrete	numeric-12.0	155	4265	-
885	srs_recn ..	Have you had sex with this person in the past 12 months? Third most recent partn	discrete	numeric-12.0	137	4283	-
886	srs_recn ..	When you last had sex with this person, what was your relationship to that perso	discrete	numeric-12.0	60	4360	-
887	srs_recn ..	What is your current relationship status with [name]? Third most recent partner	discrete	numeric-12.0	60	4360	-
888	srs_recn ..	What are the main kinds of work/activities [name] does/ has done over the last 12	discrete	numeric-12.0	60	4360	-
889	srs_recn ..	What was the highest level of education of [name]? Third most recent partner	discrete	numeric-12.0	60	4360	-
890	srs_recn ..	Are you willing to share long ago did you first have sex with this person? Third	discrete	numeric-12.0	60	4360	-
891	srs_recn ..	How long ago did you first have sex with this person (if you do not know, please	discrete	character-2	29	0	-
892	srs_recn ..	Is value in. Third most recent partner	discrete	numeric-12.0	29	4391	-
893	srs_recn ..	Are you willing to share when was the last time you had sex with this person? Th	discrete	numeric-12.0	60	4360	-
894	srs_recn ..	When was the last time you had sex with this person (if you do not know, please	discrete	character-2	33	0	-
895	srs_recn ..	Is value in. Third most recent partner	discrete	numeric-12.0	33	4387	-
896	srs_recn ..	Are you willing to share the age of this person? Third most recent partner	discrete	numeric-12.0	60	4360	-
897	srs_recn ..	How old is this person (if you do not know, please make your best guess)? [in ye	discrete	character-2	36	0	-
898	srs_recn ..	Is this person a member of this household? Third most recent partner	discrete	numeric-12.0	60	4360	-

File AHRI.DREAMS.MultiLevel.CombinedDataset.2018.v2							
#	Name	Label	Type	Format	Valid	Invalid	Question
899	srs_recn ..	Where does this person normally reside? Third most recent partner	discrete	numeric-12.0	60	4360	-
900	srs_recn ..	In which Isigodi does this person normally reside? Third most recent partner	discrete	numeric-12.0	10	4410	-
901	srs_recn ..	Did you use a condom the last time you had sex with this person? Third most rece	discrete	numeric-12.0	60	4360	-
902	srs_recn ..	If yes, who brought the condom the last time you had sex with [name]? Third most	discrete	numeric-12.0	36	4384	-
903	srs_recn ..	If no, why did you or [name] NOT use a condom? (last sex) Third most recent part	discrete	numeric-12.0	22	4398	-
904	srs_recn ..	The first time you had sex with [name], did you/your partner use a male or femal	discrete	numeric-12.0	60	4360	-
905	srs_recn ..	If yes, who brought the condom the first time you had sex with [name]? Third mos	discrete	numeric-12.0	36	4384	-
906	srs_recn ..	If no, why did you or [name] NOT use a condom? (first sex) Third most recent par	discrete	numeric-12.0	20	4400	-
907	srs_recn ..	How often have you and [name] used male or female condoms? Third most recent par	discrete	numeric-12.0	60	4360	-
908	srs_recn ..	Did you drink alcohol before the last time you had sex with [name]? Third most r	discrete	numeric-12.0	60	4360	-
909	srs_recn ..	The last time you had sex with [name], did you give or were you given a gift in	discrete	numeric-12.0	60	4360	-
910	srs_recn ..	The last time you had sex with [name], did you give or were you given money in o	discrete	numeric-12.0	60	4360	-
911	srs_recn ..	Are you willing to share the number of times you had sex with this person over t	discrete	numeric-12.0	60	4360	-
912	srs_recn ..	Over the past four weeks, how many times have you had sex with this person? Thir	discrete	character-2	13	0	-
913	srs_recn ..	In the past 12 months, has this person discussed their HIV status with you?	discrete	numeric-12.0	60	4360	-
914	srs_recn ..	Do you know the HIV status of [name]? Third most recent partner	discrete	numeric-12.0	60	4360	-
915	srs_recn ..	What is the HIV status of [name]? Third most recent partner	discrete	numeric-12.0	29	4391	-

File AHRI.DREAMS.MultiLevel.CombinedDataset.2018.v2

#	Name	Label	Type	Format	Valid	Invalid	Question
916	srs_recn ..	How did you find out their HIV status? Third most recent partner	discrete	numeric-12.0	29	4391	-
917	srs_recn ..	Please specify details on other way you find out about the person's HIV status?	discrete	character-1	0	0	-
918	srs_recn ..	Do you know if [name] is taking ART? Third most recent partner	discrete	numeric-12.0	4	4416	-
919	srs_recn ..	Does this person know your current HIV status? Third most recent partner	discrete	numeric-12.0	60	4360	-
920	srs_recn ..	During your relationship with [name] in the past year, did you take PrEP to prev	discrete	numeric-12.0	60	4360	-
921	srs_recn ..	Why did you decide not to take PrEP? Third most recent partner	discrete	numeric-12.0	49	4371	-
922	srs_recn ..	Please specify other reason for not taking PREP. Third most recent partner	discrete	character-1	0	0	-
923	srs_recn ..	Over the past 12 months, during your relationships with X do you know or suspect	discrete	numeric-12.0	60	4360	-
924	srs_rece ..	Calculated age difference. Most recent partner	continuous	numeric-12.0	426	3994	-
925	srs_rece ..	Calculated age difference. Second most recent partner	continuous	numeric-12.0	107	4313	-
926	srs_rece ..	Calculated age difference. Third most recent partner	continuous	numeric-12.0	36	4384	-
927	srs_gems01	A woman's most important role is to take care of her home and cook for her famil	discrete	numeric-12.0	3055	1365	-
928	srs_gems02	Changing nappies/diapers, giving the children a bath, and feeding the children a	discrete	numeric-12.0	3056	1364	-
929	srs_gems03	A man should have the final word about decisions in the home	discrete	numeric-12.0	3055	1365	-
930	srs_gems04	It is important that a father is present in the lives of his children, even if h	discrete	numeric-12.0	3056	1364	-
931	srs_gems05	The husband should decide to buy the major household items	discrete	numeric-12.0	3055	1365	-
932	srs_gems06	A woman should obey her husband in all things	discrete	numeric-12.0	3055	1365	-
933	srs_gems07	Males and females have an equal right to finish school	discrete	numeric-12.0	3055	1365	-
934	srs_gems08	Females should have their own source of income	discrete	numeric-12.0	3056	1364	-

File AHRI.DREAMS.MultiLevel.CombinedDataset.2018.v2							
#	Name	Label	Type	Format	Valid	Invalid	Question
935	srs_gems09	It is the man who decides what type of sex to have	discrete	numeric-12.0	3056	1364	-
936	srs_gems10	Men need sex more than women do	discrete	numeric-12.0	3056	1364	-
937	srs_gems11	You don't talk about sex, you just do it	discrete	numeric-12.0	3054	1366	-
938	srs_gems12	Men are always ready to have sex	discrete	numeric-12.0	3055	1365	-
939	srs_gems13	A man should know what his partner likes during sex	discrete	numeric-12.0	3056	1364	-
940	srs_gems14	A woman who has sex before she marries does not deserve respect	discrete	numeric-12.0	3056	1364	-
941	srs_gems15	A woman should not initiate sex	discrete	numeric-12.0	3056	1364	-
942	srs_gems16	Women who carry condoms are "easy"	discrete	numeric-12.0	3056	1364	-
943	srs_gems17	It is a woman's responsibility to avoid getting pregnant	discrete	numeric-12.0	3056	1364	-
944	srs_gems18	A couple should decide together if they want to have children	discrete	numeric-12.0	3056	1364	-
945	srs_gems19	In my opinion, a woman can suggest using condoms just like a man can	discrete	numeric-12.0	3056	1364	-
946	srs_gems20	If a man gets a woman pregnant, the child is the responsibility of both	discrete	numeric-12.0	3056	1364	-
947	srs_gems21	A man and a woman should decide together what type of contraceptive to use	discrete	numeric-12.0	3056	1364	-
948	srs_gems22	Only when a woman has a child is she a real woman	discrete	numeric-12.0	3055	1365	-
949	srs_gems23	A real man produces a male child	discrete	numeric-12.0	3055	1365	-
950	srs_gems24	A man and woman should decide together whether to use a condom	discrete	numeric-12.0	3055	1365	-
951	srs_gems25	There are times when a woman deserves to be beaten	discrete	numeric-12.0	3055	1365	-
952	srs_gems26	A woman should tolerate violence in order to keep her family together	discrete	numeric-12.0	3055	1365	-
953	srs_gems27	If a woman cheats on a man, it is okay for him to hit her	discrete	numeric-12.0	3055	1365	-
954	srs_gems28	If someone insults a man he should defend his reputation with force if he has to	discrete	numeric-12.0	3055	1365	-
955	srs_gems29	It is okay for a man to hit his wife if she won't have sex with him.	discrete	numeric-12.0	3055	1365	-

File AHRI.DREAMS.MultiLevel.CombinedDataset.2018.v2							
#	Name	Label	Type	Format	Valid	Invalid	Question
956	srs_gems30	A man using violence against his sexual partner is a private matter that shouldn	discrete	numeric-12.0	3055	1365	-
957	srs_fema..	Has any male ever done any of the following things to you:	discrete	numeric-12.0	59	4361	-
958	srs_fema..	Has any male ever done any of the following things to you:	discrete	numeric-12.0	13	4407	-
959	srs_fema..	Has any male ever done any of the following things to you:	discrete	numeric-12.0	25	4395	-
960	srs_fema..	Has any male ever done any of the following things to you:	discrete	numeric-12.0	9	4411	-
961	srs_fema..	Has any male ever done any of the following things to you:	discrete	numeric-12.0	11	4409	-
962	srs_fema..	Has any male ever done any of the following things to you:	discrete	numeric-12.0	17	4403	-
963	srs_fema..	Has any male ever done any of the following things to you:	discrete	numeric-12.0	12	4408	-
964	srs_fema..	Has any male ever done any of the following things to you:	discrete	numeric-12.0	17	4403	-
965	srs_fema..	Has any male ever done any of the following things to you:	discrete	numeric-12.0	377	4043	-
966	srs_fema..	Has any male ever done any of the following things to you:	discrete	numeric-12.0	41	4379	-
967	srs_fema..	Has any male ever done any of the following things to you:	discrete	numeric-12.0	71	4349	-
968	srs_fema..	Has any male ever done any of the following things to you:	discrete	numeric-12.0	23	4397	-
969	srs_fema..	Has any male ever done any of the following things to you:	discrete	numeric-12.0	84	4336	-
970	srs_fema..	Has any male ever done any of the following things to you:	discrete	numeric-12.0	22	4398	-
971	srs_fema..	Has any male ever done any of the following things to you:	discrete	numeric-12.0	26	4394	-
972	srs_fema..	Has any male ever done any of the following things to you:	discrete	numeric-12.0	26	4394	-
973	srs_fema..	Has any male done any of the following things to you in the last 12 months:	discrete	numeric-12.0	27	4393	-

File AHRI.DREAMS.MultiLevel.CombinedDataset.2018.v2							
#	Name	Label	Type	Format	Valid	Invalid	Question
974	srs_fema..	Has any male done any of the following things to you in the last 12 months:	discrete	numeric-12.0	6	4414	-
975	srs_fema..	Has any male done any of the following things to you in the last 12 months:	discrete	numeric-12.0	8	4412	-
976	srs_fema..	Has any male done any of the following things to you in the last 12 months:	discrete	numeric-12.0	3	4417	-
977	srs_fema..	Has any male done any of the following things to you in the last 12 months:	discrete	numeric-12.0	6	4414	-
978	srs_fema..	Has any male done any of the following things to you in the last 12 months:	discrete	numeric-12.0	6	4414	-
979	srs_fema..	Has any male done any of the following things to you in the last 12 months:	discrete	numeric-12.0	6	4414	-
980	srs_fema..	Has any male done any of the following things to you in the last 12 months:	discrete	numeric-12.0	7	4413	-
981	srs_fema..	Has any male done any of the following things to you in the last 12 months:	discrete	numeric-12.0	464	3956	-
982	srs_fema..	Has any male done any of the following things to you in the last 12 months:	discrete	numeric-12.0	17	4403	-
983	srs_fema..	Has any male done any of the following things to you in the last 12 months:	discrete	numeric-12.0	33	4387	-
984	srs_fema..	Has any male done any of the following things to you in the last 12 months:	discrete	numeric-12.0	5	4415	-
985	srs_fema..	Has any male done any of the following things to you in the last 12 months:	discrete	numeric-12.0	33	4387	-
986	srs_fema..	Has any male done any of the following things to you in the last 12 months:	discrete	numeric-12.0	4	4416	-
987	srs_fema..	Has any male done any of the following things to you in the last 12 months:	discrete	numeric-12.0	7	4413	-
988	srs_fema..	Has any male done any of the following things to you in the last 12 months:	discrete	numeric-12.0	7	4413	-
989	srs_male..	Has anyone ever done any of the following things to you:	discrete	numeric-12.0	404	4016	-
990	srs_male..	Has anyone ever done any of the following things to you:	discrete	numeric-12.0	85	4335	-
991	srs_male..	Has anyone ever done any of the following things to you:	discrete	numeric-12.0	301	4119	-
992	srs_male..	Has anyone ever done any of the following things to you:	discrete	numeric-12.0	149	4271	-

File AHRI.DREAMS.MultiLevel.CombinedDataset.2018.v2							
#	Name	Label	Type	Format	Valid	Invalid	Question
993	srs_male..	Has anyone ever done any of the following things to you:	discrete	numeric-12.0	72	4348	-
994	srs_male..	Has anyone ever done any of the following things to you:	discrete	numeric-12.0	49	4371	-
995	srs_male..	Has anyone ever done any of the following things to you:	discrete	numeric-12.0	26	4394	-
996	srs_male..	Has anyone ever done any of the following things to you:	discrete	numeric-12.0	31	4389	-
997	srs_male..	Has anyone ever done any of the following things to you:	discrete	numeric-12.0	1372	3048	-
998	srs_male..	Has anyone ever done any of the following things to you:	discrete	numeric-12.0	248	4172	-
999	srs_male..	Has anyone ever done any of the following things to you:	discrete	numeric-12.0	492	3928	-
1000	srs_male..	Has anyone ever done any of the following things to you:	discrete	numeric-12.0	278	4142	-
1001	srs_male..	Has anyone ever done any of the following things to you:	discrete	numeric-12.0	449	3971	-
1002	srs_male..	Has anyone ever done any of the following things to you:	discrete	numeric-12.0	115	4305	-
1003	srs_male..	Has anyone ever done any of the following things to you:	discrete	numeric-12.0	290	4130	-
1004	srs_male..	Has anyone ever done any of the following things to you:	discrete	numeric-12.0	238	4182	-
1005	srs_male..	Has anyone ever done any of the following things to you in the last 12 months:	discrete	numeric-12.0	233	4187	-
1006	srs_male..	Has anyone ever done any of the following things to you in the last 12 months:	discrete	numeric-12.0	43	4377	-
1007	srs_male..	Has anyone ever done any of the following things to you in the last 12 months:	discrete	numeric-12.0	144	4276	-
1008	srs_male..	Has anyone ever done any of the following things to you in the last 12 months:	discrete	numeric-12.0	84	4336	-
1009	srs_male..	Has anyone ever done any of the following things to you in the last 12 months:	discrete	numeric-12.0	31	4389	-
1010	srs_male..	Has anyone ever done any of the following things to you in the last 12 months:	discrete	numeric-12.0	31	4389	-
1011	srs_male..	Has anyone ever done any of the following things to you in the last 12 months:	discrete	numeric-12.0	20	4400	-
1012	srs_male..	Has anyone ever done any of the following things to you in the last 12 months:	discrete	numeric-12.0	15	4405	-
1013	srs_male..	Has anyone ever done any of the following things to you in the last 12 months:	discrete	numeric-12.0	1705	2715	-

File AHRI.DREAMS.MultiLevel.CombinedDataset.2018.v2							
#	Name	Label	Type	Format	Valid	Invalid	Question
1014	srs_male_..	Has anyone ever done any of the following things to you in the last 12 months:	discrete	numeric-12.0	155	4265	-
1015	srs_male_..	Has anyone ever done any of the following things to you in the last 12 months:	discrete	numeric-12.0	283	4137	-
1016	srs_male_..	Has anyone ever done any of the following things to you in the last 12 months:	discrete	numeric-12.0	121	4299	-
1017	srs_male_..	Has anyone ever done any of the following things to you in the last 12 months:	discrete	numeric-12.0	211	4209	-
1018	srs_male_..	Has anyone ever done any of the following things to you in the last 12 months:	discrete	numeric-12.0	65	4355	-
1019	srs_male_..	Has anyone ever done any of the following things to you in the last 12 months:	discrete	numeric-12.0	138	4282	-
1020	srs_male_..	Has anyone ever done any of the following things to you in the last 12 months:	discrete	numeric-12.0	105	4315	-
1021	srs_sasa_..	Has your partner/most recent partner done at least one of the following things t	discrete	numeric-12.0	9	4411	-
1022	srs_sasa_..	Has your partner/most recent partner done at least one of the following things t	discrete	numeric-12.0	702	3718	-
1023	srs_sasa_..	Has your partner/most recent partner done at least one of the following things t	discrete	numeric-12.0	9	4411	-
1024	srs_sasa_..	Has your partner/most recent partner done at least one of the following things t	discrete	numeric-12.0	7	4413	-
1025	srs_sasa_..	Has your partner/most recent partner done at least one of the following things t	discrete	numeric-12.0	7	4413	-
1026	srs_sasa_..	Has your partner/most recent partner done at least one of the following things t	discrete	numeric-12.0	9	4411	-
1027	srs_sasa_..	Has your partner/most recent partner done at least one of the following things t	discrete	numeric-12.0	7	4413	-
1028	srs_usev_..	Have you used physical or sexual violence on your partner in the last 12 months?	discrete	numeric-12.0	580	3840	-
1029	srs_srps_..	Most of the time, we do what my partner wants to do	discrete	numeric-12.0	491	3929	-
1030	srs_srps_..	My partner won't let me wear certain things	discrete	numeric-12.0	491	3929	-
1031	srs_srps_..	When my partner and I are together, I'm pretty quiet	discrete	numeric-12.0	491	3929	-

File AHRI.DREAMS.MultiLevel.CombinedDataset.2018.v2							
#	Name	Label	Type	Format	Valid	Invalid	Question
1032	srs_srps ..	My partner has more say than I do about important decisions that affect us	discrete	numeric-12.0	491	3929	-
1033	srs_srps ..	My partner tells me who I can spend time with	discrete	numeric-12.0	491	3929	-
1034	srs_srps ..	If I asked my partner to use a condom, he would think I'm having sex with other	discrete	numeric-12.0	491	3929	-
1035	srs_srps ..	I feel trapped or stuck in our relationship	discrete	numeric-12.0	491	3929	-
1036	srs_srps ..	My partner does what he wants, even if I do not want him to	discrete	numeric-12.0	491	3929	-
1037	srs_srps ..	I am more committed to our relationship than my partner is	discrete	numeric-12.0	491	3929	-
1038	srs_srps ..	When my partner and I disagree, he gets his way most of the time	discrete	numeric-12.0	491	3929	-
1039	srs_srps ..	My partner gets more out of our relationship than I do	discrete	numeric-12.0	491	3929	-
1040	srs_srps ..	My partner always wants to know where I am	discrete	numeric-12.0	490	3930	-
1041	srs_srps ..	If I asked my partner to use a condom, he would get angry	discrete	numeric-12.0	491	3929	-
1042	srs_srps ..	If I asked my partner to use a condom, he would get violent	discrete	numeric-12.0	491	3929	-
1043	srs_dmnds ..	Who usually has more say about whose friends to go out with?	discrete	numeric-12.0	3059	1361	-
1044	srs_dmnds ..	Who usually has more say about whether you have sex?	discrete	numeric-12.0	1874	2546	-
1045	srs_dmnds ..	Who usually has more say about what you do together?	discrete	numeric-12.0	3059	1361	-
1046	srs_dmnds ..	Who usually has more say about how often you see one another?	discrete	numeric-12.0	3059	1361	-
1047	srs_dmnds ..	Who usually has more say about when you talk about serious things?	discrete	numeric-12.0	3059	1361	-
1048	srs_dmnds ..	In general, who do you think has more power in your relationship?	discrete	numeric-12.0	3059	1361	-
1049	srs_dmnds ..	Who usually has more say about whether you use condoms?	discrete	numeric-12.0	1875	2545	-
1050	srs_dmnds ..	Who usually has more say about what types of sexual acts you do?	discrete	numeric-12.0	1875	2545	-
1051	srs_sv_t ..	If it is safe for you to wait up to 3 days for help, then click HERE to give us	discrete	numeric-12.0	3058	1362	-

File AHRI.DREAMS.MultiLevel.CombinedDataset.2018.v2							
#	Name	Label	Type	Format	Valid	Invalid	Question
1052	srs_sv_c..	Please tell us how you would like us to contact you:	discrete	numeric-12.0	146	4274	-
1053	srs_sv_p..	Please indicate when is best to call:	discrete	character-36	124	0	-
1054	srs_sv_v..	Please indicate which time of day is best:	discrete	character-14	24	0	-
1055	or_troub..	Have you ever been in trouble with the police?	discrete	numeric-12.0	2133	2287	-
1056	or_type..	If yes, what kind of trouble?	discrete	numeric-12.0	146	4274	-
1057	or_type..	Please specify what other type of trouble	discrete	character-48	51	0	-
1058	or_part..	Some Other young men belong to gangs for security reasons, for identity reasons	discrete	numeric-12.0	1758	2662	-
1059	or_assis..	Did the participant respond to the question on the tablet or was the participant	discrete	numeric-12.0	2133	2287	-
1060	dr_speci..	Was a research blood specimen collected?	discrete	numeric-12.0	2735	1685	-
1061	dr_parti..	Scan the Participant ID	discrete	character-13	2629	0	-
1062	dr_barcode	Scan Specimen barcode here	discrete	character-13	2629	0	-
1063	dr_speci..	Specimen Status	discrete	character-1	0	0	-
1064	dr_speci..	Specimen Collection Date	discrete	character-11	2628	-	-
1065	dr_hsv_t..	HSV Result	discrete	numeric-12.0	2625	1795	-
1066	dr_hiv_t..	HIV Result	discrete	numeric-12.0	958	3462	-
1067	dr_hiv_t..	HIV Test comment	discrete	character-1	0	0	-
1068	dr_vl_te..	Viral Load Result	discrete	character-12	356	0	-
1069	dr_refer..	Does this person wishes to be referred to the fixed clinic for HIV testing?	discrete	numeric-12.0	3055	1365	-
1070	dr_targe..	What is the agreed target date to get to the clinic?	discrete	character-11	11	-	-
1071	dr_targe..	To which clinic is the individual going?	discrete	character-17	11	0	-
1072	dr_targe..	Please specify details of the clinic other the individual is going <u	discrete	character-1	0	0	-
1073	dr_targe..	Please specify details of the clinic the individual is going <u	discrete	character-1	0	0	-
1074	cp_sendt..	Have all questions been completed and can the Survey proceed to be quality contr	discrete	numeric-12.0	4420	0	-
1075	cp_field..	Fieldworker	discrete	character-3	4419	0	-
1076	cp_surve..	End of Survey time	discrete	character-11	4410	-	-

File AHRI.DREAMS.MultiLevel.ContactAttempts.2018.v2							
#	Name	Label	Type	Format	Valid	Invalid	Question
1	project_id	REDCap Project Identifier	discrete	numeric-12.0	4420	0	-
2	event_id	REDCap Event Identifier	discrete	numeric-12.0	4420	0	-
3	cohort	Cohort Description	discrete	character-10	4420	0	-
4	round	Round Description	discrete	character-15	4420	0	-
5	IIntId	Individual ID	continuous	numeric-12.0	4420	0	-
6	ca_weekb..	Weekblock	discrete	character-5	4420	0	-
7	ca_conta..	Conducting Contact Attempt	discrete	numeric-12.0	4420	0	-
8	ca_staff..	Staff Member	discrete	character-3	4419	0	-
9	ca_datet..	Attempt Date and Time	discrete	character-11	4420	-	-
10	ca_was_c..	Was the participant contacted	discrete	numeric-12.0	4418	2	-
11	ca_was_p..	Was the participant's parent or guardian at home	discrete	numeric-12.0	1142	3278	-
12	ca_paren..	Was parent or guardian willing to give Informed Consent?	discrete	numeric-12.0	818	3602	-
13	ca_req_s..	Did the participant asked to be interviewed by a same sex Tracker?	discrete	numeric-12.0	1596	2824	-
14	ca_sames..	What is the reason why the participant requested a same sex Tracker?	discrete	character-1	0	0	-
15	ca_surve..	Was the participant contacted and willing to be surveyed?	discrete	numeric-12.0	1601	2819	-
16	ca_refus..	Did the participant / parent / guardian refused participation?	discrete	numeric-12.0	179	4241	-
17	ca_resch..	Reschedule next visit date	discrete	character-11	215	-	-
18	ca_field..	Comments for Contact attempt	discrete	character-185	4070	-	-
19	ca_conta..	Conducting Contact Attempt	discrete	numeric-12.0	2884	1536	-
20	ca_staff..	Staff Member	discrete	character-3	2239	0	-
21	ca_datet..	Attempt Date and Time	discrete	character-11	2239	-	-
22	ca_was_c..	Was the participant contacted	discrete	numeric-12.0	2237	2183	-
23	ca_was_p..	Was the participant's parent or guardian at home	discrete	numeric-12.0	622	3798	-
24	ca_paren..	Was parent or guardian willing to give Informed Consent?	discrete	numeric-12.0	510	3910	-
25	ca_req_s..	Did the participant asked to be interviewed by a same sex Tracker?	discrete	numeric-12.0	1123	3297	-
26	ca_sames..	What is the reason why the participant requested a same sex Tracker?	discrete	character-1	0	0	-
27	ca_surve..	Was the participant contacted and willing to be surveyed?	discrete	numeric-12.0	1125	3295	-

File AHRI.DREAMS.MultiLevel.ContactAttempts.2018.v2

#	Name	Label	Type	Format	Valid	Invalid	Question
28	ca_refus..	Did the participant / parent / guardian refused participation?	discrete	numeric-12.0	96	4324	-
29	ca_resch..	Reschedule next visit date	discrete	character-11	56	-	-
30	ca_field..	Comments for Contact attempt	discrete	character-244	2093	-	-
31	ca_conta..	Conducting Contact Attempt	discrete	numeric-12.0	1140	3280	-
32	ca_staff..	Staff Member	discrete	character-3	983	0	-
33	ca_datet..	Attempt Date and Time	discrete	character-11	983	-	-
34	ca_was_c..	Was the participant contacted	discrete	numeric-12.0	983	3437	-
35	ca_was_p..	Was the participant's parent or guardian at home	discrete	numeric-12.0	217	4203	-
36	ca_paren..	Was parent or guardian willing to give Informed Consent?	discrete	numeric-12.0	178	4242	-
37	ca_req_s..	Did the participant asked to be interviewed by a same sex Tracker?	discrete	numeric-12.0	409	4011	-
38	ca_sames..	What is the reason why the participant requested a same sex Tracker?	discrete	character-1	0	0	-
39	ca_surve..	Was the participant contacted and willing to be surveyed?	discrete	numeric-12.0	411	4009	-
40	ca_refus..	Did the participant / parent / guardian refused participation?	discrete	numeric-12.0	59	4361	-
41	ca_resch..	Reschedule next visit date	discrete	character-11	26	-	-
42	ca_field..	Comments for Contact attempt	discrete	character-215	929	-	-
43	ca_conta..	Conducting Contact Attempt	discrete	numeric-12.0	592	3828	-
44	ca_staff..	Staff Member	discrete	character-3	517	0	-
45	ca_datet..	Attempt Date and Time	discrete	character-11	518	-	-
46	ca_was_c..	Was the participant contacted	discrete	numeric-12.0	517	3903	-
47	ca_was_p..	Was the participant's parent or guardian at home	discrete	numeric-12.0	88	4332	-
48	ca_paren..	Was parent or guardian willing to give Informed Consent?	discrete	numeric-12.0	72	4348	-
49	ca_req_s..	Did the participant asked to be interviewed by a same sex Tracker?	discrete	numeric-12.0	177	4243	-
50	ca_sames..	What is the reason why the participant requested a same sex Tracker?	discrete	character-1	0	0	-
51	ca_surve..	Was the participant contacted and willing to be surveyed?	discrete	numeric-12.0	177	4243	-
52	ca_refus..	Did the participant / parent / guardian refused participation?	discrete	numeric-12.0	22	4398	-

File AHRI.DREAMS.MultiLevel.ContactAttempts.2018.v2

#	Name	Label	Type	Format	Valid	Invalid	Question
53	ca_resch..	Reschedule next visit date	discrete	character-11	9	-	-
54	ca_field..	Comments for Contact attempt	discrete	character-239	502	-	-
55	ca_conta..	Conducting Contact Attempt	discrete	numeric-12.0	350	4070	-
56	ca_staff..	Staff Member	discrete	character-3	207	0	-
57	ca_datet..	Attempt Date and Time	discrete	character-11	207	-	-
58	ca_was_c..	Was the participant contacted	discrete	numeric-12.0	207	4213	-
59	ca_was_p..	Was the participant's parent or guardian at home	discrete	numeric-12.0	27	4393	-
60	ca_paren..	Was parent or guardian willing to give Informed Consent?	discrete	numeric-12.0	20	4400	-
61	ca_req_s..	Did the participant asked to be interviewed by a same sex Tracker?	discrete	numeric-12.0	73	4347	-
62	ca_sames..	What is the reason why the participant requested a same sex Tracker?	discrete	character-1	0	0	-
63	ca_surve..	Was the participant contacted and willing to be surveyed?	discrete	numeric-12.0	73	4347	-
64	ca_refus..	Did the participant / parent / guardian refused participation?	discrete	numeric-12.0	17	4403	-
65	ca_resch..	Reschedule next visit date	discrete	character-11	2	-	-
66	ca_field..	Comments for Contact attempt	discrete	character-244	199	-	-
67	ca_conta..	Conducting Contact Attempt	discrete	numeric-12.0	141	4279	-
68	ca_staff..	Staff Member	discrete	character-3	67	0	-
69	ca_datet..	Attempt Date and Time	discrete	character-11	67	-	-
70	ca_was_c..	Was the participant contacted	discrete	numeric-12.0	67	4353	-
71	ca_was_p..	Was the participant's parent or guardian at home	discrete	numeric-12.0	8	4412	-
72	ca_paren..	Was parent or guardian willing to give Informed Consent?	discrete	numeric-12.0	5	4415	-
73	ca_req_s..	Did the participant asked to be interviewed by a same sex Tracker?	discrete	numeric-12.0	25	4395	-
74	ca_sames..	What is the reason why the participant requested a same sex Tracker?	discrete	character-1	0	0	-
75	ca_surve..	Was the participant contacted and willing to be surveyed?	discrete	numeric-12.0	25	4395	-
76	ca_refus..	Did the participant / parent / guardian refused participation?	discrete	numeric-12.0	4	4416	-
77	ca_resch..	Reschedule next visit date	discrete	character-11	0	-	-
78	ca_field..	Comments for Contact attempt	discrete	character-205	63	-	-

File AHRI.DREAMS.MultiLevel.ContactAttempts.2018.v2

#	Name	Label	Type	Format	Valid	Invalid	Question
79	ca_refus_..	Who refuse participation?	discrete	numeric-12.0	192	4228	-
80	ca_refus_..	Specify other person who refused participation:	discrete	character-99	1	0	-
81	ca_proj_..	Fieldworker: Request handover of Non	discrete	numeric-12.0	2177	2243	-
82	ca_proj_..	Select reason for non	discrete	numeric-12.0	546	3874	-
83	ca_proj_..	Specify other reason for non	discrete	character-205	142	-	-
84	ca_trans_..	Fieldworker: Please provide narrative	discrete	character-228	547	-	-
85	ca_coord_..	Was this request for a Non	discrete	numeric-12.0	493	3927	-
86	ca_coord_..	Why was this request was denied?	discrete	character-92	10	0	-
87	ca_prema_..	Was this a Pre	discrete	numeric-12.0	1354	3066	-
88	ca_prema_..	Select reason for pre	discrete	numeric-12.0	640	3780	-
89	ca_prema_..	Specify other reason for pre	discrete	character-184	30	-	-
90	ca_visit_..	Visit Date	discrete	character-11	3936	-	-

File AHRI.DREAMS.MultiLevel.ExposureToDREAMS.2018.v2

#	Name	Label	Type	Format	Valid	Invalid	Question
1	project_id	REDCap Project Identifier	discrete	numeric-12.0	4420	0	-
2	event_id	REDCap Event Identifier	discrete	numeric-12.0	4420	0	-
3	cohort	Cohort Description	discrete	character-10	4420	0	-
4	round	Round Description	discrete	character-15	4420	0	-
5	IIntId	Individual ID	continuous	numeric-12.0	4420	0	-
6	dm_aware_..	Have you heard of a program called 'DREAMS'?	discrete	numeric-12.0	3063	1357	-
7	dm_source_..	From where / how did you hear about DREAMS?	discrete	numeric-12.0	3	4417	-
8	dm_source_..	From where / how did you hear about DREAMS?	discrete	numeric-12.0	1	4419	-
9	dm_source_..	From where / how did you hear about DREAMS?	discrete	numeric-12.0	51	4369	-
10	dm_source_..	From where / how did you hear about DREAMS?	discrete	numeric-12.0	404	4016	-
11	dm_source_..	From where / how did you hear about DREAMS?	discrete	numeric-12.0	7	4413	-
12	dm_source_..	From where / how did you hear about DREAMS?	discrete	numeric-12.0	49	4371	-
13	dm_source_..	From where / how did you hear about DREAMS?	discrete	numeric-12.0	3	4417	-
14	dm_source_..	From where / how did you hear about DREAMS?	discrete	numeric-12.0	11	4409	-
15	dm_source_..	From where / how did you hear about DREAMS?	discrete	numeric-12.0	26	4394	-

File AHRI.DREAMS.MultiLevel.ExposureToDREAMS.2018.v2							
#	Name	Label	Type	Format	Valid	Invalid	Question
16	dm_sourc_..	From where / how did you hear about DREAMS?	discrete	numeric-12.0	5	4415	-
17	dm_sourc_..	Other, please specify from where / how did you hear about DREAMS?	discrete	character-28	5	0	-
18	dm_invited	Have you been invited to participate in any DREAMS activity or service?	discrete	numeric-12.0	572	3848	-
19	dm_parti_..	Have you ever participated in any DREAMS activity or service?	discrete	numeric-12.0	573	3847	-
20	dm_parti_..	If yes, when did you participate?	discrete	numeric-12.0	22	4398	-
21	dm_parti_..	If yes, when did you participate?	discrete	numeric-12.0	30	4390	-
22	dm_parti_..	If yes, when did you participate?	discrete	numeric-12.0	54	4366	-
23	dm_exper_..	What experience(s) have you had with DREAMS?	discrete	character-117	90	-	-
24	dm_have_..	Do you have a DREAMS identifier? It could be a reference number, ID or code?	discrete	numeric-12.0	93	4327	-
25	dm_lead_..	I am going to ask you about programs for young girls. Many of them are about org	discrete	numeric-12.0	576	3844	-
26	dm_parti_..	Did you participate in this service / program? Safe Spaces	discrete	numeric-12.0	577	3843	-
27	dm_aware_..	Are you aware of the following service / program? Safe Spaces for girls/young wo	discrete	numeric-12.0	539	3881	-
28	dm_parti_..	Did you participate in this service / program in the last 12 months? Safe Spaces	discrete	numeric-12.0	38	4382	-
29	dm_safes_..	Was this a DREAMS service / program? Safe Spaces	discrete	numeric-12.0	18	4402	-
30	dm_org_s_..	Where / from which organisation was it provided? Safe Spaces	discrete	numeric-12.0	17	4403	-
31	dm_org_s_..	Please specify details of the other organization. Safe Spaces	discrete	character-14	4	0	-
32	dm_parti_..	Did you participate in this service / program? Mentor Program	discrete	numeric-12.0	575	3845	-
33	dm_aware_..	Are you aware of the following service / program? Mentor Program	discrete	numeric-12.0	556	3864	-

File AHRI.DREAMS.MultiLevel.ExposureToDREAMS.2018.v2							
#	Name	Label	Type	Format	Valid	Invalid	Question
34	dm_parti..	Did you participate in this service / program in the last 12 months? Mentor Prog	discrete	numeric-12.0	19	4401	-
35	dm_mento..	Was this a DREAMS service / program? Mentor Program	discrete	numeric-12.0	12	4408	-
36	dm_org_m..	Where / from which organisation was it provided? Mentor Program	discrete	numeric-12.0	12	4408	-
37	dm_org_m..	Please specify details of the other organization. Mentor Program	discrete	character-14	3	0	-
38	dm_parti..	Did you participate in this service / program? Social Assets programs	discrete	numeric-12.0	3063	1357	-
39	dm_aware..	Are you aware of the following service / program? Social Assets programs	discrete	numeric-12.0	3006	1414	-
40	dm_parti..	Did you participate in this service / program in the last 12 months? Social Asse	discrete	numeric-12.0	50	4370	-
41	dm_socas..	Was this a DREAMS service / program? Social Assets programs	discrete	numeric-12.0	36	4384	-
42	dm_org_s..	Where / from which organisation was it provided? Social Assets programs	discrete	numeric-12.0	36	4384	-
43	dm_org_s..	Please specify details of the other organization. Social Assets programs	discrete	character-14	2	0	-
44	dm_parti..	Did you participate in this service / program? Gender norms	discrete	numeric-12.0	3062	1358	-
45	dm_aware..	Are you aware of the following service / program? Gender norms and Violence prev	discrete	numeric-12.0	2923	1497	-
46	dm_parti..	Did you participate in this service / program in the last 12 months? Gender norm	discrete	numeric-12.0	133	4287	-
47	dm_genor..	Was this a DREAMS service / program? Gender norms	discrete	numeric-12.0	113	4307	-
48	dm_org_g..	Where / from which organisation was it provided? Gender norms	discrete	numeric-12.0	113	4307	-
49	dm_org_g..	Please specify details of the other organization. Gender norms	discrete	character-18	13	0	-
50	dm_parti..	Did you participate in this service / program? Violence prevention	discrete	numeric-12.0	3060	1360	-
51	dm_aware..	Are you aware of the following service / program?	discrete	numeric-12.0	2890	1530	-

File AHRI.DREAMS.MultiLevel.ExposureToDREAMS.2018.v2							
#	Name	Label	Type	Format	Valid	Invalid	Question
		Violence prevention education					
52	dm_parti..	Did you participate in this service / program in the last 12 months? Violence pr	discrete	numeric-12.0	158	4262	-
53	dm_finse..	Was this a DREAMS service / program? Violence prevention	discrete	numeric-12.0	127	4293	-
54	dm_org_f..	Where / from which organisation was it provided? Violence prevention	discrete	numeric-12.0	125	4295	-
55	dm_org_f..	Please specify details of the other organization. Violence prevention	discrete	character-24	49	0	-
56	dm_parti..	Did you participate in this service / program? Financial literacy	discrete	numeric-12.0	3061	1359	-
57	dm_aware..	Are you aware of the following service / program? Financial literacy training	discrete	numeric-12.0	2676	1744	-
58	dm_parti..	Did you participate in this service / program in the last 12 months? Financial l	discrete	numeric-12.0	379	4041	-
59	dm_finsk..	Was this a DREAMS service / program? Financial literacy	discrete	numeric-12.0	285	4135	-
60	dm_org_f..	Where / from which organisation was it provided? Financial literacy	discrete	numeric-12.0	283	4137	-
61	dm_org_f..	Please specify details of the other organization. Financial literacy	discrete	character-19	33	0	-
62	dm_parti..	Did you participate in this service / program? Local program for caregiving	discrete	numeric-12.0	3063	1357	-
63	dm_aware..	Are you aware of the following service / program? Local program for caregiving	discrete	numeric-12.0	2490	1930	-
64	dm_parti..	Did you participate in this service / program in the last 12 months? Local progr	discrete	numeric-12.0	567	3853	-
65	dm_paren..	Was this a DREAMS service / program? Local program for caregiving	discrete	numeric-12.0	502	3918	-
66	dm_org_p..	Where / from which organisation was it provided? Local program for caregiving	discrete	numeric-12.0	498	3922	-
67	dm_org_p..	Please specify details of the other organization. Local program for caregiving	discrete	character-20	77	0	-
68	dm_parti..	Did you participate in this service / program? HIV education	discrete	numeric-12.0	1428	2992	-

File AHRI.DREAMS.MultiLevel.ExposureToDREAMS.2018.v2							
#	Name	Label	Type	Format	Valid	Invalid	Question
69	dm_aware_..	Are you aware of the following service / program? HIV education or Life skills	discrete	numeric-12.0	203	4217	-
70	dm_parti_..	Did you participate in this service / program in the last 12 months? HIV educati	discrete	numeric-12.0	1224	3196	-
71	dm_schoo_..	Was this a DREAMS service / program? HIV education	discrete	numeric-12.0	1101	3319	-
72	dm_org_s_..	Where / from which organisation was it provided? HIV education	discrete	numeric-12.0	1090	3330	-
73	dm_org_s_..	Please specify details of the other organization. HIV education	discrete	character-3	2	0	-
74	dr_lead_..	I am going to ask you questions about the different types of HIV testing program	discrete	numeric-12.0	3059	1361	-
75	dm_parti_..	Did you participate in this service / program? Facility based (PITC, VTC): where	discrete	numeric-12.0	3058	1362	-
76	dm_aware_..	Are you aware of the following service / program? Facility based (PITC, VTC): wh	discrete	numeric-12.0	1146	3274	-
77	dm_parti_..	Did you participate in this service / program in the last 12 months? Facility ba	discrete	numeric-12.0	1908	2512	-
78	dm_faclb_..	Was this a DREAMS service / program? Facility based (PITC, VTC): where testing w	discrete	numeric-12.0	1128	3292	-
79	dm_org_f_..	Where / from which organisation was it provided? Facility based (PITC, VTC): whe	discrete	numeric-12.0	1131	3289	-
80	dm_org_f_..	Please specify details of the other organization. Facility based (PITC, VTC): wh	discrete	character-26	8	0	-
81	dm_parti_..	Did you participate in this service / program? Facility based HIV testing	discrete	numeric-12.0	3059	1361	-
82	dm_aware_..	Are you aware of the following service / program? Facility based HIV testing	discrete	numeric-12.0	1699	2721	-
83	dm_parti_..	Did you participate in this service / program in the last 12 months? Facility ba	discrete	numeric-12.0	1355	3065	-
84	dm_hivte_..	Was this a DREAMS service / program? Facility based HIV testing	discrete	numeric-12.0	957	3463	-
85	dm_org_h_..	Where / from which organisation was it provided? Facility based HIV testing	discrete	numeric-12.0	951	3469	-

File AHRI.DREAMS.MultiLevel.ExposureToDREAMS.2018.v2							
#	Name	Label	Type	Format	Valid	Invalid	Question
86	dm_org_h..	Please specify details of the other organization. Facility based HIV testing	discrete	character-18	33	0	-
87	dm_parti..	Did you participate in this service / program? Partner testing	discrete	numeric-12.0	3061	1359	-
88	dm_aware..	Are you aware of the following service / program? Partner testing	discrete	numeric-12.0	2780	1640	-
89	dm_parti..	Did you participate in this service / program in the last 12 months? Partner tes	discrete	numeric-12.0	280	4140	-
90	dm_parte..	Was this a DREAMS service / program? Partner testing	discrete	numeric-12.0	187	4233	-
91	dm_org_p..	Where / from which organisation was it provided? Partner testing	discrete	numeric-12.0	186	4234	-
92	dm_org_p..	Please specify details of the other organization. Partner testing	discrete	character-1	0	0	-
93	dm_parti..	Did you participate in this service / program? HIV Self testing	discrete	numeric-12.0	3062	1358	-
94	dm_aware..	Are you aware of the following service / program? HIV Self testing	discrete	numeric-12.0	2952	1468	-
95	dm_parti..	Did you participate in this service / program in the last 12 months? HIV Self te	discrete	numeric-12.0	105	4315	-
96	dm_selft..	Was this a DREAMS service / program? HIV Self testing	discrete	numeric-12.0	94	4326	-
97	dm_org_s..	Where / from which organisation was it provided? HIV Self testing	discrete	numeric-12.0	94	4326	-
98	dm_org_s..	Please specify details of the other organization. HIV Self testing	discrete	character-105	4	-	-
99	dm_parti..	Did you participate in this service / program? Services/ programs for males - Twi	discrete	numeric-12.0	2483	1937	-
100	dm_aware..	Are you aware of the following service / program? Services/programs for males -	discrete	numeric-12.0	2423	1997	-
101	dm_parti..	Did you participate in this service / program in the last 12 months? Services/pr	discrete	numeric-12.0	59	4361	-
102	dm_malet..	Was this a DREAMS service / program? Services/ programs for males - Twilight HIV	discrete	numeric-12.0	40	4380	-

File AHRI.DREAMS.MultiLevel.ExposureToDREAMS.2018.v2

#	Name	Label	Type	Format	Valid	Invalid	Question
103	dm_org_m..	Where / from which organisation was it provided? Services/programs for males - T	discrete	numeric-12.0	35	4385	-
104	dm_org_m..	Please specify details of the other organization. Services/ programs for males -	discrete	character-19	15	0	-
105	dm_parti..	Did you participate in this service / program? Male circumcision (voluntary medi	discrete	numeric-12.0	2481	1939	-
106	dm_aware..	Are you aware of the following service / program? Male circumcision (voluntary m	discrete	numeric-12.0	1067	3353	-
107	dm_parti..	Did you participate in this service / program in the last 12 months? Male circum	discrete	numeric-12.0	1414	3006	-
108	dm_malec..	Was this a DREAMS service / program? Male circumcision (voluntary medical circum	discrete	numeric-12.0	642	3778	-
109	dm_org_m..	Where / from which organisation was it provided? Male circumcision (voluntary me	discrete	numeric-12.0	637	3783	-
110	dm_org_m..	Please specify details of the other organization. Male circumcision (voluntary m	discrete	character-26	62	0	-
111	dm_parti..	Did you participate in this service / program? Condom provision	discrete	numeric-12.0	3059	1361	-
112	dm_aware..	Are you aware of the following service / program? Condom provision	discrete	numeric-12.0	1693	2727	-
113	dm_parti..	Did you participate in this service / program in the last 12 months? Condom prov	discrete	numeric-12.0	1359	3061	-
114	dm_condp..	Was this a DREAMS service / program? Condom provision	discrete	numeric-12.0	1108	3312	-
115	dm_org_c..	Where / from which organisation was it provided? Condom provision	discrete	numeric-12.0	1101	3319	-
116	dm_org_c..	Please specify details of the other organization. Condom provision	discrete	character-22	170	0	-
117	dm_parti..	Did you participate in this service / program? Condom promotion / demonstration	discrete	numeric-12.0	3060	1360	-
118	dm_aware..	Are you aware of the following service / program? Condom promotion / demonstrati	discrete	numeric-12.0	2175	2245	-

File AHRI.DREAMS.MultiLevel.ExposureToDREAMS.2018.v2							
#	Name	Label	Type	Format	Valid	Invalid	Question
119	dm_parti..	Did you participate in this service / program in the last 12 months? Condom prom	discrete	numeric-12.0	882	3538	-
120	dm_democ..	Was this a DREAMS service / program? Condom promotion / demonstration	discrete	numeric-12.0	557	3863	-
121	dm_org_d..	Where / from which organisation was it provided? Condom promotion / demonstratio	discrete	numeric-12.0	550	3870	-
122	dm_org_d..	Please specify details of the other organization. Condom promotion / demonstrati	discrete	character-36	16	0	-
123	dm_parti..	Did you participate in this service / program? Adolescent friendly services	discrete	numeric-12.0	3061	1359	-
124	dm_aware..	Are you aware of the following service / program? Adolescent friendly services	discrete	numeric-12.0	2692	1728	-
125	dm_parti..	Did you participate in this service / program in the last 12 months? Adolescent	discrete	numeric-12.0	361	4059	-
126	dm_adolf..	Was this a DREAMS service / program? Adolescent friendly services	discrete	numeric-12.0	243	4177	-
127	dm_org_a..	Where / from which organisation was it provided? Adolescent friendly services	discrete	numeric-12.0	243	4177	-
128	dm_org_a..	Please specify details of the other organization. Adolescent friendly services	discrete	character-4	2	0	-
129	dm_parti..	Did you participate in this service / program? Contraception / family planning	discrete	numeric-12.0	3060	1360	-
130	dm_aware..	Are you aware of the following service / program? Counselling and provision of c	discrete	numeric-12.0	2246	2174	-
131	dm_parti..	Did you participate in this service / program in the last 12 months? Contracepti	discrete	numeric-12.0	811	3609	-
132	dm_couns..	Was this a DREAMS service / program? Contraception / family planning	discrete	numeric-12.0	623	3797	-
133	dm_org_c..	Where / from which organisation was it provided? Contraception / family planning	discrete	numeric-12.0	622	3798	-
134	dm_org_c..	Please specify details of the other organization. Contraception / family plannin	discrete	character-11	14	0	-

File AHRI.DREAMS.MultiLevel.ExposureToDREAMS.2018.v2							
#	Name	Label	Type	Format	Valid	Invalid	Question
135	dm_parti..	Did you participate in this service / program? STI screening and treatment	discrete	numeric-12.0	3063	1357	-
136	dm_aware..	Are you aware of the following service / program? STI screening and treatment	discrete	numeric-12.0	2728	1692	-
137	dm_parti..	Did you participate in this service / program in the last 12 months? STI screeni	discrete	numeric-12.0	329	4091	-
138	dm_stise..	Was this a DREAMS service / program? STI screening and treatment	discrete	numeric-12.0	205	4215	-
139	dm_org_s..	Where / from which organisation was it provided? STI screening and treatment	discrete	numeric-12.0	205	4215	-
140	dm_org_s..	Please specify details of the other organization. STI screening and treatment	discrete	character-1	0	0	-
141	dm_parti..	Did you participate in this service / program? Linkage into ART	discrete	numeric-12.0	3061	1359	-
142	dm_aware..	Are you aware of the following service / program? Linkage into ART	discrete	numeric-12.0	2911	1509	-
143	dm_parti..	Did you participate in this service / program in the last 12 months? Linkage int	discrete	numeric-12.0	145	4275	-
144	dm_pepse..	Was this a DREAMS service / program? Linkage into ART	discrete	numeric-12.0	117	4303	-
145	dm_org_p..	Where / from which organisation was it provided? Linkage into ART	discrete	numeric-12.0	117	4303	-
146	dm_org_p..	Please specify details of the other organization. Linkage into ART	discrete	character-4	1	0	-
147	dm_parti..	Did you participate in this service / program? Emergency contraception	discrete	numeric-12.0	575	3845	-
148	dm_aware..	Are you aware of the following service / program? Emergency contraception	discrete	numeric-12.0	462	3958	-
149	dm_parti..	Did you participate in this service / program in the last 12 months? Emergency c	discrete	numeric-12.0	113	4307	-
150	dm_emerc..	Was this a DREAMS service / program? Emergency contraception	discrete	numeric-12.0	48	4372	-
151	dm_org_e..	Where / from which organisation was it provided? Emergency contraception	discrete	numeric-12.0	48	4372	-
152	dm_org_e..	Please specify details of the other organization. Emergency contraception	discrete	character-13	1	0	-

File AHRI.DREAMS.MultiLevel.ExposureToDREAMS.2018.v2							
#	Name	Label	Type	Format	Valid	Invalid	Question
153	dm_parti..	Did you participate in this service / program? Services after an experience of v	discrete	numeric-12.0	3061	1359	-
154	dm_aware..	Are you aware of the following service / program? Services after an experience o	discrete	numeric-12.0	2690	1730	-
155	dm_parti..	Did you participate in this service / program in the last 12 months? Services af	discrete	numeric-12.0	366	4054	-
156	dm_postv..	Was this a DREAMS service / program? Services after an experience of violence	discrete	numeric-12.0	201	4219	-
157	dm_org_p..	Where / from which organisation was it provided? Services after an experience of	discrete	numeric-12.0	201	4219	-
158	dm_org_p..	Please specify details of the other organization. Services after an experience o	discrete	character-14	75	0	-
159	dm_parti..	Did you participate in this service / program? Cash transfer to family	discrete	numeric-12.0	3063	1357	-
160	dm_aware..	Are you aware of the following service / program? Cash transfer to family	discrete	numeric-12.0	927	3493	-
161	dm_parti..	Did you participate in this service / program in the last 12 months? Cash transf	discrete	numeric-12.0	2137	2283	-
162	dm_casht..	Was this a DREAMS service / program? Cash transfer to family	discrete	numeric-12.0	1342	3078	-
163	dm_org_c..	Where / from which organisation was it provided? Cash transfer to family	discrete	numeric-12.0	1331	3089	-
164	dm_org_c..	Please specify details of the other organization. Cash transfer to family	discrete	character-25	16	0	-

File AHRI.DREAMS.MultiLevel.ExposureToShuga.2018.v2							
#	Name	Label	Type	Format	Valid	Invalid	Question
1	project_id	REDCap Project Identifier	discrete	numeric-12.0	4420	0	-
2	event_id	REDCap Event Identifier	discrete	numeric-12.0	4420	0	-
3	cohort	Cohort Description	discrete	character-10	4420	0	-
4	round	Round Description	discrete	character-15	4420	0	-
5	IIntId	Individual ID	continuous	numeric-12.0	4420	0	-
6	ms_house..	Do you/your household own a TV?	discrete	numeric-12.0	3064	1356	-
7	ms_watch..	How often do you watch TV?	discrete	numeric-12.0	3064	1356	-

File AHRI.DREAMS.MultiLevel.ExposureToShuga.2018.v2							
#	Name	Label	Type	Format	Valid	Invalid	Question
8	ms_watch_..	Where do you usually (by usually we mean mostly, or commonly, or regularly) watc	discrete	numeric-12.0	2781	1639	-
9	ms_watch_..	Please specify details on the other places where you watch TV	discrete	character-55	42	0	-
10	ms_cntrl_..	If at home - Who has more control over the television remote or have more say ab	discrete	numeric-12.0	2660	1760	-
11	ms_cntrl_..	Please specify details on the other person who has control of the TV remote at h	discrete	character-46	607	0	-
12	ms_ever_..	Have you ever watched MTV Shuga?	discrete	numeric-12.0	3064	1356	-
13	ms_ever_..	If no - have you heard of it?	discrete	numeric-12.0	2891	1529	-
14	ms_ever_..	If yes, from where/who?	discrete	numeric-12.0	171	4249	-
15	ms_ever_..	Please specify details on the other source where you have watched Shuga	discrete	character-1	0	0	-
16	ms_which_..	Which country series did you watch?	discrete	numeric-12.0	171	4249	-
17	ms_which_..	Please specify details on the other series of MTV Shugat that you have watched	discrete	character-1	0	0	-
18	ms_num_t_..	How many times did you watch MTV Shuga the South African season?	discrete	numeric-12.0	58	4362	-
19	ms_knowl_..	Did Ipeleng take the money that Rakeem offered her to pay her rent?	discrete	numeric-12.0	58	4362	-
20	ms_knowl_..	Did Bongsi and Coalstove have an HIV test together?	discrete	numeric-12.0	58	4362	-
21	ms_knowl_..	Did Sol buy Tsholofela a smartphone and clothes to have sex with her?	discrete	numeric-12.0	58	4362	-
22	ms_knowl_..	Did Sol beat Tsholofela?	discrete	numeric-12.0	58	4362	-
23	ms_knowl_..	Did Zamo take her small son with her to the pub because she like partying?	discrete	numeric-12.0	58	4362	-
24	ms_knowl_..	Did Khensani have a relationship with her teacher?	discrete	numeric-12.0	58	4362	-
25	ms_knowl_..	Will Khensani be able to have children again in the future?	discrete	numeric-12.0	58	4362	-
26	ms_knowl_..	Did Femi ask Sheila to take PreP to reduce the risk of him infecting her?	discrete	numeric-12.0	58	4362	-
27	ms_knowl_..	Was Reggie beaten up by his friend Q for being gay?	discrete	numeric-12.0	58	4362	-
28	ms_knowl_..	Did Ipeleng get a bursary to go to university?	discrete	numeric-12.0	58	4362	-

File AHRI.DREAMS.MultiLevel.ExposureToShuga.2018.v2							
#	Name	Label	Type	Format	Valid	Invalid	Question
29	ms_knowl..	Did Sheila refuse Femi's proposal to marry him?	discrete	numeric-12.0	58	4362	-
30	ms_knowl..	Did Sizwe try to force himself on Zamo because he thought she slept with every g	discrete	numeric-12.0	58	4362	-
31	ms_knowl..	Did Bongi and Coalstove get back together again?	discrete	numeric-12.0	58	4362	-
32	ms_knowl..	Did the nurse at the clinic advise Bongi not to use an IUD as an on-going contra	discrete	numeric-12.0	58	4362	-
33	ms_knowl..	Did one of Zamo's boyfriends remove the condom without Zamo knowing while they w	discrete	numeric-12.0	58	4362	-
34	ms_talke..	Have you talked to anyone about MTV Shuga?	discrete	numeric-12.0	58	4362	-
35	ms_talke..	If yes, to who?	discrete	numeric-12.0	13	4407	-
36	ms_talke..	If yes, to who?	discrete	numeric-12.0	2	4418	-
37	ms_talke..	If yes, to who?	discrete	numeric-12.0	2	4418	-
38	ms_talke..	If yes, to who?	discrete	numeric-12.0	1	4419	-
39	ms_gbv_r..	Did watching Shuga make you more willing to: Report GBV?	discrete	numeric-12.0	171	4249	-
40	ms_gbv_t..	Did watching Shuga make you more willing to: Talk about it?	discrete	numeric-12.0	171	4249	-
41	ms_gbv_r..	Did watching Shuga make you more willing to: Help refer affected people for help	discrete	numeric-12.0	171	4249	-
42	ms_gbv_h..	Did watching Shuga make you more willing to: Help do something to stop it?	discrete	numeric-12.0	171	4249	-
43	ms_gbv_i..	Did watching Shuga make you more willing to: Involve family?	discrete	numeric-12.0	171	4249	-
44	ms_behav..	Did watching Shuga make you more willing to: Ask your partner to use condom?	discrete	numeric-12.0	171	4249	-
45	ms_behav..	Did watching Shuga make you more willing to: Go for an HIV test?	discrete	numeric-12.0	171	4249	-
46	ms_behav..	Did watching Shuga make you more willing to: Help someone who is HIV positive?	discrete	numeric-12.0	171	4249	-
47	ms_inten..	After watching MTV Shuga did you feel like you needed to have an HIV test?	discrete	numeric-12.0	171	4249	-
48	ms_inten..	After watching MTV Shuga did you feel like you needed to start using contracepti	discrete	numeric-12.0	171	4249	-

File AHRI.DREAMS.MultiLevel.ExposureToShuga.2018.v2							
#	Name	Label	Type	Format	Valid	Invalid	Question
49	ms_inten_..	After watching MTV Shuga did you feel like you needed to practise safer sex (Or	discrete	numeric-12.0	171	4249	-
50	ms_inten_..	After watching MTV Shuga did you feel like you needed to start using PreP?	discrete	numeric-12.0	171	4249	-
51	ms_chari_..	Did you have any favorite character in MTV Shuga Down South?	discrete	numeric-12.0	58	4362	-
52	ms_chari_..	Did you have a character that you related to?	discrete	numeric-12.0	58	4362	-
53	ms_chari_..	Who was the character that you related to?	discrete	numeric-12.0	16	4404	-
54	ms_chari_..	Please specify details on the other favorite character you had	discrete	character-1	0	0	-
55	ms_socm_..	What is your favorite social media platform for messaging?	discrete	numeric-12.0	3064	1356	-
56	ms_socm_..	Please specify details on the other favorite media platform	discrete	character-16	19	0	-
57	ms_socm_..	What do you use your mobile phone for?	discrete	numeric-12.0	2396	2024	-
58	ms_socm_..	What do you use your mobile phone for?	discrete	numeric-12.0	1324	3096	-
59	ms_socm_..	What do you use your mobile phone for?	discrete	numeric-12.0	702	3718	-
60	ms_socm_..	What do you use your mobile phone for?	discrete	numeric-12.0	284	4136	-
61	ms_socm_..	What do you use your mobile phone for?	discrete	numeric-12.0	1619	2801	-
62	ms_socm_..	What do you use your mobile phone for?	discrete	numeric-12.0	398	4022	-
63	ms_socm_..	What do you use your mobile phone for?	discrete	numeric-12.0	703	3717	-
64	ms_socm_..	What do you use your mobile phone for?	discrete	numeric-12.0	440	3980	-
65	ms_socm_..	What do you use your mobile phone for?	discrete	numeric-12.0	3	4417	-
66	ms_socm_..	What do you use your mobile phone for?	discrete	numeric-12.0	27	4393	-
67	ms_socm_..	Specify other uses of your mobile phone	discrete	character-17	28	0	-
68	ms_know_..	Which method do you use/ have you used to avoid getting HIV?	discrete	numeric-12.0	2	4418	-
69	ms_know_..	Which method do you use/ have you used to avoid getting HIV?	discrete	numeric-12.0	1694	2726	-

File AHRI.DREAMS.MultiLevel.ExposureToShuga.2018.v2							
#	Name	Label	Type	Format	Valid	Invalid	Question
70	ms_know_..	Which method do you use/ have you used to avoid getting HIV?	discrete	numeric-12.0	1	4419	-
71	ms_know_..	Which method do you use/ have you used to avoid getting HIV?	discrete	numeric-12.0	343	4077	-
72	ms_know_..	Which method do you use/ have you used to avoid getting HIV?	discrete	numeric-12.0	884	3536	-
73	ms_know_..	Which method do you use/ have you used to avoid getting HIV?	discrete	numeric-12.0	16	4404	-
74	ms_know_..	Please specify details on the other method to avoid getting HIV	discrete	character-64	17	0	-
75	ms_stigm_..	Would you be willing to be in a romantic relationship with someone who is HIV+?	discrete	numeric-12.0	3064	1356	-
76	ms_stigm_..	Would you support a friend or romantic partner with HIV by going to an HIV suppo	discrete	numeric-12.0	3064	1356	-
77	ms_stigm_..	Do you think your community would judge negatively men and women in same-sex rel	discrete	numeric-12.0	3064	1356	-

File AHRI.DREAMS.MultiLevel.IndivEduEcoNutritionSituation.2018.v2							
#	Name	Label	Type	Format	Valid	Invalid	Question
1	project_id	REDCap Project Identifier	discrete	numeric-12.0	4420	0	-
2	event_id	REDCap Event Identifier	discrete	numeric-12.0	4420	0	-
3	cohort	Cohort Description	discrete	character-10	4420	0	-
4	round	Round Description	discrete	character-15	4420	0	-
5	IIntId	Individual ID	continuous	numeric-12.0	4420	0	-
6	ie_insch_..	Are you currently still in school?	discrete	numeric-12.0	3064	1356	-
7	ie_prev_..	Where you still in school the last time we saw you?	discrete	numeric-12.0	0	4420	-
8	ie_schoo_..	In which grade are you? (Grade 1	discrete	character-2	1428	0	-
9	ie_daysa_..	How many days were you absent from school?	discrete	character-2	1428	0	-
10	ie_schab_..	What were the main reasons why you were absent? [Don't read responses. Select al	discrete	numeric-12.0	309	4111	-
11	ie_schab_..	What were the main reasons why you were absent? [Don't read responses. Select al	discrete	numeric-12.0	1	4419	-
12	ie_schab_..	What were the main reasons why you were absent? [Don't read responses. Select al	discrete	numeric-12.0	1	4419	-

File AHRI.DREAMS.MultiLevel.IndivEduEcoNutritionSituation.2018.v2

#	Name	Label	Type	Format	Valid	Invalid	Question
13	ie_schab..	What were the main reasons why you were absent? [Don't read responses. Select al	discrete	numeric-12.0	19	4401	-
14	ie_schab..	What were the main reasons why you were absent? [Don't read responses. Select al	discrete	numeric-12.0	4	4416	-
15	ie_schab..	What were the main reasons why you were absent? [Don't read responses. Select al	discrete	numeric-12.0	107	4313	-
16	ie_schab..	What were the main reasons why you were absent? [Don't read responses. Select al	discrete	numeric-12.0	32	4388	-
17	ie_schab..	What were the main reasons why you were absent? [Don't read responses. Select al	discrete	numeric-12.0	60	4360	-
18	ie_schab..	What were the main reasons why you were absent? [Don't read responses. Select al	discrete	numeric-12.0	19	4401	-
19	ie_schab..	What were the main reasons why you were absent? [Don't read responses. Select al	discrete	numeric-12.0	14	4406	-
20	ie_schab..	What were the main reasons why you were absent? [Don't read responses. Select al	discrete	numeric-12.0	21	4399	-
21	ie_schab..	What were the main reasons why you were absent? [Don't read responses. Select al	discrete	numeric-12.0	14	4406	-
22	ie_schab..	What were the main reasons why you were absent? [Don't read responses. Select al	discrete	numeric-12.0	47	4373	-
23	ie_abssc..	Please specify the other reasons for being absent	discrete	character-123	53	-	-
24	ie_highl..	What is your highest level of education achieved / qualification ('attainment')	discrete	numeric-12.0	1632	2788	-
25	ie_emplo..	Are you currently in full	discrete	numeric-12.0	3064	1356	-
26	ie_othin..	Do you have any other source of income?	discrete	numeric-12.0	3063	1357	-
27	ie_incom..	What Other sources of income do you have?	discrete	character-52	287	0	-
28	ie_grant..	Do you receive any Government Grant for yourself? Please specify the types of gr	discrete	numeric-12.0	412	4008	-
29	ie_grant..	Do you receive any Government Grant for yourself? Please specify the types of gr	discrete	numeric-12.0	1615	2805	-
30	ie_grant..	Do you receive any Government Grant for yourself? Please specify the types of gr	discrete	numeric-12.0	28	4392	-
31	ie_grant..	Do you receive any Government Grant for	discrete	numeric-12.0	15	4405	-

File AHRI.DREAMS.MultiLevel.IndivEduEcoNutritionSituation.2018.v2

#	Name	Label	Type	Format	Valid	Invalid	Question
		yourself? Please specify the types of gr					
32	ie_grant..	Do you receive any Government Grant for yourself? Please specify the types of gr	discrete	numeric-12.0	695	3725	-
33	ie_grant..	Do you receive any Government Grant for yourself? Please specify the types of gr	discrete	numeric-12.0	2	4418	-
34	ie_grant..	Do you receive any Government Grant for yourself? Please specify the types of gr	discrete	numeric-12.0	3	4417	-
35	ie_grant..	Do you receive any Government Grant for yourself? Please specify the types of gr	discrete	numeric-12.0	46	4374	-
36	ie_grant..	Please specify information on the other grant/s	discrete	character-12	3	0	-
37	ie_chore..	Are you willing to share how much time did you spend doing household chores, suc	discrete	numeric-12.0	3064	1356	-
38	ie_chore..	Hours spent on chores [0.5, 1	discrete	character-4	2788	0	-
39	ie_items..	A blanket	discrete	numeric-12.0	3064	1356	-
40	ie_items..	A pair of shoes	discrete	numeric-12.0	3064	1356	-
41	ie_items..	School uniform	discrete	numeric-12.0	1428	2992	-
42	ie_items..	Two sets of clothes (other than uniform)	discrete	numeric-12.0	3064	1356	-
43	ie_items..	A school bag	discrete	numeric-12.0	1428	2992	-
44	ie_items..	Some jewelry	discrete	numeric-12.0	3064	1356	-
45	ie_items..	Hair clips/ribbons	discrete	numeric-12.0	577	3843	-
46	ie_items..	A mobile telephone	discrete	numeric-12.0	3063	1357	-
47	ie_items..	A clock or a wrist watch	discrete	numeric-12.0	3064	1356	-
48	ie_items..	A bicycle	discrete	numeric-12.0	3064	1356	-
49	ie_dialy..	In the last one year, when you spent money on your daily needs, other odds and e	discrete	numeric-12.0	573	3847	-
50	ie_dialy..	In the last one year, when you spent money on your daily needs, other odds and e	discrete	numeric-12.0	26	4394	-
51	ie_dialy..	In the last one year, when you spent money on your daily needs, other odds and e	discrete	numeric-12.0	7	4413	-
52	ie_dialy..	In the last one year, when you spent money on your daily needs, other odds and e	discrete	numeric-12.0	316	4104	-
53	ie_dialy..	In the last one year, when you spent money on your daily needs, other odds and e	discrete	numeric-12.0	51	4369	-

File AHRI.DREAMS.MultiLevel.IndivEduEcoNutritionSituation.2018.v2

#	Name	Label	Type	Format	Valid	Invalid	Question
54	ie_dialy..	In the last one year, when you spent money on your daily needs, other odds and e	discrete	numeric-12.0	206	4214	-
55	ie_dialy..	In the last one year, when you spent money on your daily needs, other odds and e	discrete	numeric-12.0	649	3771	-
56	ie_dialy..	In the last one year, when you spent money on your daily needs, other odds and e	discrete	numeric-12.0	291	4129	-
57	ie_dialy..	In the last one year, when you spent money on your daily needs, other odds and e	discrete	numeric-12.0	21	4399	-
58	ie_dialy..	In the last one year, when you spent money on your daily needs, other odds and e	discrete	numeric-12.0	189	4231	-
59	ie_dialy..	In the last one year, when you spent money on your daily needs, other odds and e	discrete	numeric-12.0	192	4228	-
60	ie_dialy..	In the last one year, when you spent money on your daily needs, other odds and e	discrete	numeric-12.0	3	4417	-
61	ie_dialy..	In the last one year, when you spent money on your daily needs, other odds and e	discrete	numeric-12.0	160	4260	-
62	ie_dialy..	In the last one year, when you spent money on your daily needs, other odds and e	discrete	numeric-12.0	7	4413	-
63	ie_dialy..	In the last one year, when you spent money on your daily needs, other odds and e	discrete	numeric-12.0	46	4374	-
64	ie_daily..	In the last one year, did you spend any money on your daily needs, other odds an	discrete	numeric-12.0	3064	1356	-
65	ie_daily..	Please specify other source of money	discrete	character-41	57	0	-
66	ie_spent..	What did you typically spend money on, in the past year?	discrete	numeric-12.0	36	4384	-
67	ie_spent..	What did you typically spend money on, in the past year?	discrete	numeric-12.0	632	3788	-
68	ie_spent..	What did you typically spend money on, in the past year?	discrete	numeric-12.0	59	4361	-
69	ie_spent..	What did you typically spend money on, in the past year?	discrete	numeric-12.0	638	3782	-
70	ie_spent..	What did you typically spend money on, in the past year?	discrete	numeric-12.0	30	4390	-
71	ie_spent..	What did you typically spend money on, in the past year?	discrete	numeric-12.0	86	4334	-
72	ie_spent..	What did you typically spend money on, in the past year?	discrete	numeric-12.0	1387	3033	-
73	ie_spent..	What did you typically spend money on, in the past year?	discrete	numeric-12.0	1227	3193	-

File AHRI.DREAMS.MultiLevel.IndivEduEcoNutritionSituation.2018.v2							
#	Name	Label	Type	Format	Valid	Invalid	Question
74	ie_spent..	What did you typically spend money on, in the past year?	discrete	numeric-12.0	43	4377	-
75	ie_spent..	What did you typically spend money on, in the past year?	discrete	numeric-12.0	100	4320	-
76	ie_spent..	What did you typically spend money on, in the past year?	discrete	numeric-12.0	96	4324	-
77	ie_spent..	What did you typically spend money on, in the past year?	discrete	numeric-12.0	414	4006	-
78	ie_spent..	Please specify details on other items you spend money on	discrete	character-40	443	0	-
79	ie_spent..	Who decides what you spend money on?	discrete	numeric-12.0	2262	2158	-
80	ie_spent..	Please specify details on other person who decide how you are spending your mone	discrete	character-17	19	0	-
81	ie_saved..	In the past twelve months, have you saved, or put money aside to use at a later	discrete	numeric-12.0	3064	1356	-
82	ie_acces..	Do you have control over these savings? (i.e., Where and how they are stored, an	discrete	numeric-12.0	970	3450	-
83	ie_savin..	What are you saving for? [Do not read from list]	discrete	numeric-12.0	386	4034	-
84	ie_savin..	What are you saving for? [Do not read from list]	discrete	numeric-12.0	5	4415	-
85	ie_savin..	What are you saving for? [Do not read from list]	discrete	numeric-12.0	6	4414	-
86	ie_savin..	What are you saving for? [Do not read from list]	discrete	numeric-12.0	31	4389	-
87	ie_savin..	What are you saving for? [Do not read from list]	discrete	numeric-12.0	1	4419	-
88	ie_savin..	What are you saving for? [Do not read from list]	discrete	numeric-12.0	587	3833	-
89	ie_savin..	What are you saving for? [Do not read from list]	discrete	numeric-12.0	138	4282	-
90	ie_savin..	What are you saving for? [Do not read from list]	discrete	numeric-12.0	50	4370	-
91	ie_savin..	What are you saving for? [Do not read from list]	discrete	numeric-12.0	16	4404	-
92	ie_savin..	What are you saving for? [Do not read from list]	discrete	numeric-12.0	30	4390	-
93	ie_savin..	What are you saving for? [Do not read from list]	discrete	numeric-12.0	17	4403	-
94	ie_savin..	What are you saving for? [Do not read from list]	discrete	numeric-12.0	3	4417	-
95	ie_savin..	What are you saving for? [Do not read from list]	discrete	numeric-12.0	272	4148	-
96	ie_savin..	What are you saving for? [Do not read from list]	discrete	numeric-12.0	21	4399	-

File AHRI.DREAMS.MultiLevel.IndivEduEcoNutritionSituation.2018.v2

#	Name	Label	Type	Format	Valid	Invalid	Question
97	ie_savin..	Please specify details on what other things you are saving for	discrete	character-48	22	0	-
98	ie_has_b..	Do you have such a plan?	discrete	numeric-12.0	3064	1356	-
99	ie_has_w..	Is your plan written down?	discrete	numeric-12.0	279	4141	-
100	ie_follo..	Would you say that you follow your plan all of the time, some of the time, rarel	discrete	numeric-12.0	279	4141	-
101	ie_budge..	What would you call that kind of plan?	discrete	numeric-12.0	204	4216	-
102	ie_budge..	What would you call that kind of plan?	discrete	numeric-12.0	57	4363	-
103	ie_budge..	What would you call that kind of plan?	discrete	numeric-12.0	3	4417	-
104	ie_budge..	What would you call that kind of plan?	discrete	numeric-12.0	5	4415	-
105	ie_wayof..	What are the ways you are saving your money?	discrete	numeric-12.0	499	3921	-
106	ie_wayof..	What are the ways you are saving your money?	discrete	numeric-12.0	54	4366	-
107	ie_wayof..	What are the ways you are saving your money?	discrete	numeric-12.0	167	4253	-
108	ie_wayof..	What are the ways you are saving your money?	discrete	numeric-12.0	219	4201	-
109	ie_wayof..	What are the ways you are saving your money?	discrete	numeric-12.0	3	4417	-
110	ie_wayof..	What are the ways you are saving your money?	discrete	numeric-12.0	35	4385	-
111	ie_wayof..	What are the ways you are saving your money?	discrete	numeric-12.0	38	4382	-
112	ie_wayof..	What are the ways you are saving your money?	discrete	numeric-12.0	1	4419	-
113	ie_wayof..	What are the ways you are saving your money?	discrete	numeric-12.0	1	4419	-
114	ie_rich..	Do you agree or disagree with the following statement: "Only people with a lot o	discrete	numeric-12.0	3064	1356	-
115	ie_do_re..	When there are weeks when you have met all your basic needs and at the end of th	discrete	numeric-12.0	3064	1356	-
116	ie_do_re..	Please specify other things that you do with the money	discrete	character-40	7	0	-
117	ie_foodf..	In the last 12 months did you or any other individuals in your household ever cu	discrete	numeric-12.0	3064	1356	-
118	ie_foodf..	How often did this happen?	discrete	numeric-12.0	684	3736	-

File AHRI.DREAMS.MultiLevel.IndivGeneralHealth.2018.v2

#	Name	Label	Type	Format	Valid	Invalid	Question
---	------	-------	------	--------	-------	---------	----------

File AHRI.DREAMS.MultiLevel.IndivGeneralHealth.2018.v2							
#	Name	Label	Type	Format	Valid	Invalid	Question
1	project_id	REDCap Project Identifier	discrete	numeric-12.0	4420	0	-
2	event_id	REDCap Event Identifier	discrete	numeric-12.0	4420	0	-
3	cohort	Cohort Description	discrete	character-10	4420	0	-
4	round	Round Description	discrete	character-15	4420	0	-
5	IIntId	Individual ID	continuous	numeric-12.0	4420	0	-
6	hq_hiv_g..	Would you be able to get a HIV test if you wanted one?	discrete	numeric-12.0	3062	1358	-
7	hq_hiv_k..	Do you think that it is important for people to know their status?	discrete	numeric-12.0	3061	1359	-
8	hq_hiv_i..	Please specify detail on the other reason you think it is important to get teste	discrete	character-80	507	0	-
9	hq_recv_..	Have you ever received a test result for HIV?	discrete	numeric-12.0	3061	1359	-
10	hq_hiv_i..	Why is it important to be HIV tested?	discrete	numeric-12.0	2336	2084	-
11	hq_hiv_i..	Why is it important to be HIV tested?	discrete	numeric-12.0	670	3750	-
12	hq_hiv_i..	Why is it important to be HIV tested?	discrete	numeric-12.0	242	4178	-
13	hq_hiv_i..	Why is it important to be HIV tested?	discrete	numeric-12.0	781	3639	-
14	hq_hiv_i..	Why is it important to be HIV tested?	discrete	numeric-12.0	467	3953	-
15	hq_hiv_t..	Where did your last HIV test take place?	discrete	numeric-12.0	2608	1812	-
16	hq_hiv_t..	Please specify detail on the other place where you were tested for HIV:	discrete	character-44	34	0	-
17	hq_hiv_t..	Was the last HIV test offered, required or did you ask for the test?	discrete	numeric-12.0	2608	1812	-
18	hq_hiv_t..	What was the main reason for your last HIV test?	discrete	numeric-12.0	2608	1812	-
19	hq_hiv_t..	Please specify detail on the other main reason for having your last HIV test:	discrete	character-111	778	-	-
20	hq_hiv_p..	Did you receive any counselling prior to your last HIV test?	discrete	numeric-12.0	2608	1812	-
21	hq_pos_h..	Have you ever had a positive HIV test result?	discrete	numeric-12.0	2608	1812	-
22	hq_first..	When was your first positive test result?	discrete	numeric-12.0	317	4103	-
23	hq_lastn..	When was your last negative test result?	discrete	numeric-12.0	2608	1812	-
24	hq_refer..	Were you referred to HIV treatment services?	discrete	numeric-12.0	317	4103	-

File AHRI.DREAMS.MultiLevel.IndivGeneralHealth.2018.v2							
#	Name	Label	Type	Format	Valid	Invalid	Question
25	hq_prev_..	Have you ever taken ART for your own health?	discrete	numeric-12.0	317	4103	-
26	hq_art_t_..	Have you ever taken ART to prevent Mother To Child Transmission (MTCT)?	discrete	numeric-12.0	172	4248	-
27	hq_start_..	When did you first start ART?	discrete	numeric-12.0	274	4146	-
28	hq_curr_..	Are you currently receiving ART?	discrete	numeric-12.0	317	4103	-
29	hq_art_t_..	Have you ever had to stop ART?	discrete	numeric-12.0	274	4146	-
30	hq_art_r_..	Please provide the reason for stopping ART:	discrete	character-222	24	-	-
31	hq_recvf_..	Where do you currently receive your ART from?	discrete	numeric-12.0	290	4130	-
32	hq_art_e_..	How often do you take your ART drugs at the exact time prescribed by your doctor	discrete	numeric-12.0	290	4130	-
33	hq_heard_..	If HIV negative or status not known: Have you ever heard of ART ?	discrete	numeric-12.0	2281	2139	-
34	hq_art_i_..	Do you think that ART improves health?	discrete	numeric-12.0	3061	1359	-
35	hq_art_k_..	Do you know places where to get ART?	discrete	numeric-12.0	3061	1359	-
36	hq_pep_h_..	Have you ever heard of drugs that can be taken to prevent HIV infection after po	discrete	numeric-12.0	3062	1358	-
37	hq_pep_k_..	Do you know where such services are offered?	discrete	numeric-12.0	259	4161	-
38	hq_pep_t_..	Have you ever taken PEP?	discrete	numeric-12.0	259	4161	-
39	hq_pep_l_..	How long ago did you last take PEP?	discrete	character-2	6	0	-
40	hq_pep_l_..	Is value in:	discrete	numeric-12.0	6	4414	-
41	hq_pep_t_..	Why did you take PEP?	discrete	character-79	6	0	-
42	hq_pep_g_..	Where did you receive PEP from?	discrete	numeric-12.0	6	4414	-
43	hq_prep_..	Have you ever heard of PrEP? (These are tablets that people who do not have HIV	discrete	numeric-12.0	3062	1358	-
44	hq_prep_..	Where did you hear about PrEP?	discrete	character-41	176	0	-
45	hq_prep_..	Have you ever been offered PrEP?	discrete	numeric-12.0	176	4244	-
46	hq_prep_..	Did you use/ participate in the service in the past 12 months?	discrete	numeric-12.0	1	4419	-
47	hq_prep_..	When you used the service in the last 12 months, was it a 'DREAMS' program?	discrete	numeric-12.0	1	4419	-

File AHRI.DREAMS.MultiLevel.IndivGeneralHealth.2018.v2							
#	Name	Label	Type	Format	Valid	Invalid	Question
48	hq_prep_..	Are you currently taking PrEP to prevent HIV?	discrete	numeric-12.0	1	4419	-
49	hq_prep_..	Why did you decide not to take PrEP?	discrete	numeric-12.0	0	4420	-
50	hq_prep_..	Please specify detail on the other reason why you did not take PrEP	discrete	character-1	0	0	-
51	hq_prep_..	Where are you receiving PrEP? Please tell us the name of the clinic/organisation	discrete	numeric-12.0	0	4420	-
52	hq_prep_..	Please specify details of the place you receive PrEP	discrete	character-1	0	0	-
53	hq_prep_..	Please specify details of the place you receive PrEP	discrete	character-1	0	0	-
54	hq_prep_..	Please specify details of the other organization	discrete	character-1	0	0	-
55	hq_prep_..	Do you take PrEP every day?	discrete	numeric-12.0	0	4420	-
56	hq_prep_..	When you take your PrEP do you usually take it at the same time?	discrete	numeric-12.0	0	4420	-
57	hq_prep_..	Are you struggling to take you PrEP drugs as advised by the doctor because (plea	discrete	numeric-12.0	0	4420	-
58	hq_prep_..	Please specify other reason for not taking your PrEP as described:	discrete	character-1	0	0	-
59	hq_prep_..	Have you been supported by [name of intervention/NGO etc] to take your PrEP dru	discrete	numeric-12.0	0	4420	-
60	hq_prep_..	In general, are you the type of person who would rather:	discrete	numeric-12.0	3062	1358	-
61	hq_imppt_..	Which features of an injectable medicine to prevent HIV are important to you	discrete	numeric-12.0	3061	1359	-
62	hq_imppt_..	Which features of an injectable medicine to prevent HIV are important to you	discrete	numeric-12.0	3061	1359	-
63	hq_imppt_..	Which features of an injectable medicine to prevent HIV are important to you	discrete	numeric-12.0	3061	1359	-
64	hq_imppt_..	Which features of an injectable medicine to prevent HIV are important to you	discrete	numeric-12.0	3061	1359	-
65	hq_imppt_..	Which features of an injectable medicine to prevent HIV are important to you	discrete	numeric-12.0	3061	1359	-
66	hq_imppt_..	Which features of an injectable medicine to	discrete	numeric-12.0	3061	1359	-

File AHRI.DREAMS.MultiLevel.IndivGeneralHealth.2018.v2							
#	Name	Label	Type	Format	Valid	Invalid	Question
		prevent HIV are important to you					
67	hq_imprt..	Which features of an injectable medicine to prevent HIV are important to you	discrete	numeric-12.0	3061	1359	-
68	hq_imprt..	Which features of an injectable medicine to prevent HIV are important to you	discrete	numeric-12.0	3061	1359	-
69	hq_evers..	In your whole life up to now, have you ever smoked a cigarette?	discrete	numeric-12.0	3062	1358	-
70	hq_frsts..	How old were you when you smoked your first cigarette? If you can't remember, pl	discrete	character-2	626	0	-
71	hq_dayss..	How many days have you smoked at least one cigarette in the past month? [number	discrete	character-2	626	0	-
72	hq_smokl..	Have you used smokeless tobacco products such as snuff or chewing tobacco in the	discrete	numeric-12.0	626	3794	-
73	hq_everd..	In your whole life up to now, have you ever drunk one "drink" of alcohol (e.g. a	discrete	numeric-12.0	3062	1358	-
74	hq_frstd..	How old were you when you drank your first drink? If you can't remember, please	discrete	character-2	1609	0	-
75	hq_daysd..	How many days have you drunk at least one drink in the past month? [number of da	discrete	character-2	1609	0	-
76	hq_more5..	How many days have you drunk 5 or more drinks (in succession) on one or more day	discrete	character-2	1609	0	-
77	hq_everu..	In your whole life up to now, have you ever used cannabis (dagga)?	discrete	numeric-12.0	3062	1358	-
78	hq_frstc..	How old were you when you used cannabis (dagga)? If you can't remember, please g	discrete	character-2	315	0	-
79	hq_daysc..	How many days have you used cannabis in the past month? [number of days]	discrete	character-2	315	0	-
80	hq_usedo..	Have you ever used other drugs such as (Tick all that apply)	discrete	numeric-12.0	3021	1399	-
81	hq_usedo..	Have you ever used other drugs such as (Tick all that apply)	discrete	numeric-12.0	16	4404	-
82	hq_usedo..	Have you ever used other drugs such as (Tick all that apply)	discrete	numeric-12.0	5	4415	-

File AHRI.DREAMS.MultiLevel.IndivGeneralHealth.2018.v2							
#	Name	Label	Type	Format	Valid	Invalid	Question
83	hq_usedo_..	Have you ever used other drugs such as (Tick all that apply)	discrete	numeric-12.0	9	4411	-
84	hq_usedo_..	Have you ever used other drugs such as (Tick all that apply)	discrete	numeric-12.0	4	4416	-
85	hq_usedo_..	Have you ever used other drugs such as (Tick all that apply)	discrete	numeric-12.0	9	4411	-
86	hq_usedo_..	Have you ever used other drugs such as (Tick all that apply)	discrete	numeric-12.0	1	4419	-
87	hq_usedo_..	Have you ever used other drugs such as (Tick all that apply)	discrete	numeric-12.0	10	4410	-
88	hq_othdr_..	Please specify more details on the kind of other drugs you have used?	discrete	character-11	11	0	-

File AHRI.DREAMS.MultiLevel.IndividualConsent_Age13-17.2018.v2							
#	Name	Label	Type	Format	Valid	Invalid	Question
1	project_id	REDCap Project Identifier	discrete	numeric-12.0	4420	0	-
2	event_id	REDCap Event Identifier	discrete	numeric-12.0	4420	0	-
3	cohort	Cohort Description	discrete	character-10	4420	0	-
4	round	Round Description	discrete	character-15	4420	0	-
5	IIntId	Individual ID	continuous	numeric-12.0	4420	0	-
6	ic_indiv_..	Was the participant's age verified	discrete	numeric-12.0	933	3487	-
7	ic_indiv_..	By which method was the participant's age verified	discrete	numeric-12.0	866	3554	-
8	ic_indiv_..	By which method was the participant's age verified	discrete	character-75	60	0	-
9	ic_indiv_..	Who has given permission on behalf of the participant to participate in this stu	discrete	numeric-12.0	863	3557	-
10	ic_indiv_..	Did you get enough information about this study?	discrete	numeric-12.0	939	3481	-
11	ic_indiv_..	Have you been given the opportunity to ask questions about research and your que	discrete	numeric-12.0	939	3481	-
12	ic_indiv_..	Do you agree to participate in this study?	discrete	numeric-12.0	939	3481	-
13	ic_indiv_..	Do you agree to have a your DBS used for HSV	discrete	numeric-12.0	905	3515	-
14	ic_indiv_..	Have you ever donated blood on this year for a home	discrete	numeric-12.0	42	4378	-
15	ic_indiv_..	Do you agree to having a dry blood spot taken for anonymous HSV2 testing?	discrete	numeric-12.0	0	4420	-

File AHRI.DREAMS.MultiLevel.IndividualConsent_Age13-17.2018.v2

#	Name	Label	Type	Format	Valid	Invalid	Question
16	ic_indv_..	Do you agree to having a dry blood spot taken for anonymous HIV testing?	discrete	numeric-12.0	0	4420	-
17	ic_indv_..	Do you agree that your sample is stored?	discrete	numeric-12.0	864	3556	-
18	ic_indv_..	Do you agree that the blood samples of you will be tested in the future, (like o	discrete	numeric-12.0	919	3501	-
19	ic_indv_..	Do you agree that you are willing to be contacted by phone to schedule time for	discrete	numeric-12.0	882	3538	-
20	ic_indv_..	Mark the box if you are literate and refuse to have a witness	discrete	numeric-12.0	3	4417	-

File AHRI.DREAMS.MultiLevel.IndividualConsent_Age18-22.2018.v2

#	Name	Label	Type	Format	Valid	Invalid	Question
1	project_id	REDCap Project Identifier	discrete	numeric-12.0	4420	0	-
2	event_id	REDCap Event Identifier	discrete	numeric-12.0	4420	0	-
3	cohort	Cohort Description	discrete	character-10	4420	0	-
4	round	Round Description	discrete	character-15	4420	0	-
5	IntId	Individual ID	continuous	numeric-12.0	4420	0	-
6	ic_indv_..	Did you get enough information about this study?	discrete	numeric-12.0	2123	2297	-
7	ic_indv_..	Have you been given the opportunity to ask questions about research and your que	discrete	numeric-12.0	2124	2296	-
8	ic_indv_..	Do you agree to participate in this study?	discrete	numeric-12.0	2125	2295	-
9	ic_indv_..	Do you agree to have a your DBS used for HSV	discrete	numeric-12.0	2125	2295	-
10	ic_indv_..	Have you ever donated blood on this year for a home	discrete	numeric-12.0	309	4111	-
11	ic_indv_..	Do you agree to having a dry blood spot taken for anonymous HSV2 testing?	discrete	numeric-12.0	128	4292	-
12	ic_indv_..	Do you agree to having a dry blood spot taken for anonymous HIV testing?	discrete	numeric-12.0	126	4294	-
13	ic_indv_..	Do you agree that your sample is stored?	discrete	numeric-12.0	1823	2597	-
14	ic_indv_..	Do you agree that the blood samples of you will be tested in the future, (like o	discrete	numeric-12.0	2124	2296	-
15	ic_indv_..	Do you agree that you are willing to be contacted by phone to schedule time for	discrete	numeric-12.0	2126	2294	-
16	ic_indv_..	Calculated	discrete	numeric-12.0	4416	4	-

File AHRI.DREAMS.MultiLevel.MeasureMediateVars.2018.v2							
#	Name	Label	Type	Format	Valid	Invalid	Question
1	project_id	REDCap Project Identifier	discrete	numeric-12.0	4420	0	-
2	event_id	REDCap Event Identifier	discrete	numeric-12.0	4420	0	-
3	cohort	Cohort Description	discrete	character-10	4420	0	-
4	round	Round Description	discrete	character-15	4420	0	-
5	IIntId	Individual ID	continuous	numeric-12.0	4420	0	-
6	mv_borrm..	Is there is a female in your community from whom you can borrow money in an emer	discrete	numeric-12.0	577	3843	-
7	mv_privm..	Do you have a safe and private place to meet with girls and young women who are	discrete	numeric-12.0	577	3843	-
8	mv_privm..	If yes, do you meet regularly in such place on a regular basis?	discrete	numeric-12.0	76	4344	-
9	mv_trust..	Do you have at least one trusted female friend?	discrete	numeric-12.0	577	3843	-
10	mv_knowg..	Do you know a woman in your community, other than a mother or guardian, whom you	discrete	numeric-12.0	577	3843	-
11	mv_borrm..	For Males: Is there is a male in your community from whom you can borrow money i	discrete	numeric-12.0	2487	1933	-
12	mv_privm..	Do you have a safe and private place to meet with boys and young men who are lik	discrete	numeric-12.0	2487	1933	-
13	mv_privm..	If yes, do you meet regularly in such place on a regular basis?	discrete	numeric-12.0	683	3737	-
14	mv_knowg..	Do who know a man in your community, other than a father or guardian, whom you c	discrete	numeric-12.0	2487	1933	-
15	mv_trust..	Do you have at least one trusted male friend?	discrete	numeric-12.0	2487	1933	-
16	mv_numbe..	How many people of your age or a similar age do you consider close friends? (By	discrete	character-2	3063	0	-
17	mv_close..	How many females of your age or a similar age do you consider close friends? (By	discrete	character-2	2623	0	-
18	mv_close..	How many of these friends are male?	discrete	character-2	2623	0	-
19	mv_no_fr..	If close fiends = 0, is there anyone in your community that you can turn to for	discrete	numeric-12.0	442	3978	-
20	mv_no_fr..	if yes, who is the person you would turn to first for such advice and help?	discrete	numeric-12.0	308	4112	-

File AHRI.DREAMS.MultiLevel.MeasureMediateVars.2018.v2							
#	Name	Label	Type	Format	Valid	Invalid	Question
21	mv_other..	Apart from your close friends is there anyone in your community that you can tur	discrete	numeric-12.0	2622	1798	-
22	mv_first..	if yes, who is the person you would turn to first for such advice and help?	discrete	numeric-12.0	1985	2435	-
23	mv_first..	Please specify details on other person	discrete	character-26	170	0	-
24	mv_conf..	There is someone in your community you could confide in about violence in the ho	discrete	numeric-12.0	3064	1356	-
25	mv_have..	Do you have a 'functional' [tried and tested to work] plan for what to do in a c	discrete	numeric-12.0	3064	1356	-
26	mv_have..	Do you have a safe place to stay if you have a problem or emergency?	discrete	numeric-12.0	3064	1356	-
27	mv_know..	I know where the risky areas in my community are	discrete	numeric-12.0	3064	1356	-
28	mv_can_a..	I can avoid risky areas in my community	discrete	numeric-12.0	3064	1356	-
29	mv_mob_m..	In the past year, have you moved away from home, either temporarily with the int	discrete	numeric-12.0	3064	1356	-
30	mv_mob_l..	What was the name of the last place that you visited?	discrete	character-20	1525	0	-
31	mv_mob_l..	For the last trip, was it:	discrete	numeric-12.0	1525	2895	-
32	mv_mob_l..	Please specify the other details of where it was	discrete	character-34	43	0	-
33	mv_mob_t..	How long did you spend in[name]?	discrete	numeric-12.0	1525	2895	-
34	mv_mob_l..	Was this your longest trip in the last year?	discrete	numeric-12.0	1524	2896	-
35	mv_mob_r..	What were the reasons for traveling to [name]?	discrete	numeric-12.0	150	4270	-
36	mv_mob_r..	What were the reasons for traveling to [name]?	discrete	numeric-12.0	96	4324	-
37	mv_mob_r..	What were the reasons for traveling to [name]?	discrete	numeric-12.0	48	4372	-
38	mv_mob_r..	What were the reasons for traveling to [name]?	discrete	numeric-12.0	925	3495	-
39	mv_mob_r..	What were the reasons for traveling to [name]?	discrete	numeric-12.0	5	4415	-
40	mv_mob_r..	What were the reasons for traveling to [name]?	discrete	numeric-12.0	54	4366	-
41	mv_mob_r..	What were the reasons for traveling to [name]?	discrete	numeric-12.0	12	4408	-

File AHRI.DREAMS.MultiLevel.MeasureMediateVars.2018.v2

#	Name	Label	Type	Format	Valid	Invalid	Question
42	mv_mob_r..	What were the reasons for traveling to [name]?	discrete	numeric-12.0	2	4418	-
43	mv_mob_r..	What were the reasons for traveling to [name]?	discrete	numeric-12.0	109	4311	-
44	mv_mob_r..	Please specify the other reason for traveling to [name]	discrete	character-39	124	0	-
45	mv_mob_l..	If yes, with whom were you living with during this time?	discrete	numeric-12.0	1525	2895	-
46	mv_mob_l..	Please specify the other person whom you stayed with	discrete	character-24	52	0	-
47	mv_mob_u..	Did you use medical services in [name]?	discrete	numeric-12.0	1525	2895	-
48	mv_mob_l..	For the longest trips: Where did you go?	discrete	character-17	182	0	-
49	mv_mob_l..	What is the longest duration that you have been away?	discrete	character-8	182	0	-
50	mv_mob_l..	For the longest trips: Was it?	discrete	numeric-12.0	182	4238	-
51	mv_mob_l..	Please specify the other details of where it was	discrete	character-16	19	0	-
52	mv_mob_r..	What were the reasons for traveling to [name]?	discrete	numeric-12.0	27	4393	-
53	mv_mob_r..	What were the reasons for traveling to [name]?	discrete	numeric-12.0	9	4411	-
54	mv_mob_r..	What were the reasons for traveling to [name]?	discrete	numeric-12.0	6	4414	-
55	mv_mob_r..	What were the reasons for traveling to [name]?	discrete	numeric-12.0	84	4336	-
56	mv_mob_r..	What were the reasons for traveling to [name]?	discrete	numeric-12.0	2	4418	-
57	mv_mob_r..	What were the reasons for traveling to [name]?	discrete	numeric-12.0	6	4414	-
58	mv_mob_r..	What were the reasons for traveling to [name]?	discrete	numeric-12.0	29	4391	-
59	mv_mob_r..	Please specify the other reason for traveling to [name]	discrete	character-32	34	0	-
60	mv_mob_l..	With whom were you living with during this time?	discrete	numeric-12.0	182	4238	-
61	mv_mob_l..	Please specify the other person whom you stayed with	discrete	character-28	20	0	-
62	mv_mob_u..	Did you use medical services in [name]?	discrete	numeric-12.0	182	4238	-
63	mv_mob_n..	How many times have you travelled in the last year?	discrete	character-2	1525	0	-
64	mv_goals01	Finishing secondary school	discrete	numeric-12.0	3063	1357	-
65	mv_goals02	Going to college/university	discrete	numeric-12.0	3063	1357	-
66	mv_goals03	Owning your own home	discrete	numeric-12.0	3062	1358	-

File AHRI.DREAMS.MultiLevel.MeasureMediateVars.2018.v2							
#	Name	Label	Type	Format	Valid	Invalid	Question
67	mv_goals04	Helping to take care of your parents or family when you are older	discrete	numeric-12.0	3062	1358	-
68	mv_goals05	Being admired and respected by your friends	discrete	numeric-12.0	3063	1357	-
69	mv_goals06	Having a good job/stable income	discrete	numeric-12.0	3062	1358	-
70	mv_goals07	Having children	discrete	numeric-12.0	3063	1357	-
71	mv_goals08	Getting married or finding a partner	discrete	numeric-12.0	3063	1357	-
72	mv_chanc_..	You will finish primary school?	discrete	numeric-12.0	3064	1356	-
73	mv_chanc_..	You will join secondary school?	discrete	numeric-12.0	3064	1356	-
74	mv_chanc_..	You will finish secondary school?	discrete	numeric-12.0	3064	1356	-
75	mv_chanc_..	You will go to university?	discrete	numeric-12.0	3064	1356	-
76	mv_chanc_..	You will have a job that pays well?	discrete	numeric-12.0	3064	1356	-
77	mv_chanc_..	You will be able to own your own home?	discrete	numeric-12.0	3064	1356	-
78	mv_chanc_..	You will have a job that you enjoy doing?	discrete	numeric-12.0	3064	1356	-
79	mv_chanc_..	You will have a happy family life?	discrete	numeric-12.0	3064	1356	-
80	mv_chanc_..	You will stay in good health most of the time?	discrete	numeric-12.0	3063	1357	-
81	mv_chanc_..	You will not get HIV/AIDS?	discrete	numeric-12.0	3064	1356	-
82	mv_chanc_..	You will live in a safe neighbourhood	discrete	numeric-12.0	3064	1356	-
83	mv_chanc_..	You will be respected in your community	discrete	numeric-12.0	3063	1357	-
84	mv_ment_..	Did you have times in which you were thinking deeply or thinking about many thin	discrete	numeric-12.0	3064	1356	-
85	mv_ment_..	Did you find yourself sometimes failing to concentrate?	discrete	numeric-12.0	3064	1356	-
86	mv_ment_..	Did you lose your temper or get annoyed over trivial matters?	discrete	numeric-12.0	3064	1356	-
87	mv_ment_..	Did you have nightmares or bad dreams?	discrete	numeric-12.0	3064	1356	-
88	mv_ment_..	Did you sometimes see or hear things which others could not see or hear?	discrete	numeric-12.0	3064	1356	-
89	mv_ment_..	Was your stomach aching?	discrete	numeric-12.0	3064	1356	-
90	mv_ment_..	Were you frightened by trivial things?	discrete	numeric-12.0	3064	1356	-

File AHRI.DREAMS.MultiLevel.MeasureMediateVars.2018.v2							
#	Name	Label	Type	Format	Valid	Invalid	Question
91	mv_ment_..	Did you sometimes fail to sleep or lose sleep?	discrete	numeric-12.0	3064	1356	-
92	mv_ment_..	Were there moments when you felt life was so tough that you cried or wanted to c	discrete	numeric-12.0	3064	1356	-
93	mv_ment_..	Did you feel run down (tired)?	discrete	numeric-12.0	3064	1356	-
94	mv_ment_..	Did you at times feel like committing suicide?	discrete	numeric-12.0	3064	1356	-
95	mv_ment_..	Were you generally unhappy with things you were doing each day?	discrete	numeric-12.0	3064	1356	-
96	mv_ment_..	Was your work/school lagging behind?	discrete	numeric-12.0	3064	1356	-
97	mv_ment_..	Did you feel you had problems in deciding what to do?	discrete	numeric-12.0	3064	1356	-
98	mv_gseasc_..	I can always solve difficult problems if I try hard enough	discrete	numeric-12.0	3064	1356	-
99	mv_gseasc_..	If someone is against me (opposes me), I can find the means and ways to get what	discrete	numeric-12.0	3064	1356	-
100	mv_gseasc_..	It is easy for me to stick to my aims and accomplish my goals	discrete	numeric-12.0	3064	1356	-
101	mv_gseasc_..	I am confident that I could handle unexpected events well	discrete	numeric-12.0	3064	1356	-
102	mv_gseasc_..	Thanks to my resourcefulness, I know how to manage unexpected (unforeseen) situa	discrete	numeric-12.0	3064	1356	-
103	mv_gseasc_..	I can solve most problems if I make the necessary effort	discrete	numeric-12.0	3064	1356	-
104	mv_gseasc_..	I can remain calm when facing difficulties because I can rely on my own coping a	discrete	numeric-12.0	3064	1356	-
105	mv_gseasc_..	When I am faced with a problem, I can usually find several solutions	discrete	numeric-12.0	3064	1356	-
106	mv_gseasc_..	If I am in trouble, I can usually think of a solution	discrete	numeric-12.0	3064	1356	-
107	mv_gseasc_..	I can usually handle whatever comes my way	discrete	numeric-12.0	3064	1356	-
108	mv_conmu_..	I am able to use a condom every time I have sexual intercourse	discrete	numeric-12.0	3064	1356	-
109	mv_conmu_..	I am able to ask my partner to use a condom every time we have sexual intercours	discrete	numeric-12.0	3064	1356	-
110	mv_conmu_..	I am able to use a condom during sex after I have been drinking or taking drugs	discrete	numeric-12.0	3064	1356	-

File AHRI.DREAMS.MultiLevel.MeasureMediateVars.2018.v2

#	Name	Label	Type	Format	Valid	Invalid	Question
111	mv_conmu..	I am able to refuse sex if [my partner / the man] will not use a condom	discrete	numeric-12.0	3064	1356	-
112	mv_sexne..	I am able to avoid sex any time I don't want to	discrete	numeric-12.0	3064	1356	-
113	mv_healt..	I feel confident that I could visit a health facility or testing center to get a	discrete	numeric-12.0	3064	1356	-
114	mv_healt..	I am confident that I could access ARVs if needed them	discrete	numeric-12.0	3064	1356	-
115	mv_healt..	I am confident that I would be able to go to a health clinic for any reason, if	discrete	numeric-12.0	3064	1356	-

File AHRI.DREAMS.MultiLevel.OtherRiskBehaviour.2018.v2

#	Name	Label	Type	Format	Valid	Invalid	Question
1	project_id	REDCap Project Identifier	discrete	numeric-12.0	4420	0	-
2	event_id	REDCap Event Identifier	discrete	numeric-12.0	4420	0	-
3	cohort	Cohort Description	discrete	character-10	4420	0	-
4	round	Round Description	discrete	character-15	4420	0	-
5	IIntId	Individual ID	continuous	numeric-12.0	4420	0	-
6	or_troub..	Have you ever been in trouble with the police?	discrete	numeric-12.0	2133	2287	-
7	or_type..	If yes, what kind of trouble?	discrete	numeric-12.0	146	4274	-
8	or_type..	Please specify what other type of trouble	discrete	character-48	51	0	-
9	or_part..	Some Other young men belong to gangs for security reasons, for identity reasons	discrete	numeric-12.0	1758	2662	-
10	or_assis..	Did the participant respond to the question on the tablet or was the participant	discrete	numeric-12.0	2133	2287	-

File AHRI.DREAMS.MultiLevel.ParentGuardianConsent.2018.v2

#	Name	Label	Type	Format	Valid	Invalid	Question
1	project_id	REDCap Project Identifier	discrete	numeric-12.0	4420	0	-
2	event_id	REDCap Event Identifier	discrete	numeric-12.0	4420	0	-
3	cohort	Cohort Description	discrete	character-10	4420	0	-
4	round	Round Description	discrete	character-15	4420	0	-
5	IIntId	Individual ID	continuous	numeric-12.0	4420	0	-
6	ic_indiv..	Was the participant's age verified	discrete	numeric-12.0	938	3482	-
7	ic_indiv..	By which method was the participant's age verified	discrete	numeric-12.0	866	3554	-
8	ic_indiv..	By which method was the participant's age verified	discrete	character-80	42	0	-

File AHRI.DREAMS.MultiLevel.ParentGuardianConsent.2018.v2

#	Name	Label	Type	Format	Valid	Invalid	Question
9	ic_indiv_..	Who has given permission on behalf of the participant to participate in this stu	discrete	numeric-12.0	868	3552	-
10	ic_indiv_..	Please specify the Date of Birth of your child / child you care for	discrete	character-11	936	-	-
11	ic_indiv_..	Please specify the Partial Date of Birth of your child / child you care for	discrete	character-10	23	0	-
12	ic_indiv_..	Did you get enough information about this study?	discrete	numeric-12.0	945	3475	-
13	ic_indiv_..	Have you been given the opportunity to ask questions about research and your que	discrete	numeric-12.0	946	3474	-
14	ic_indiv_..	Do you agree that your child to participante in this study?	discrete	numeric-12.0	946	3474	-
15	ic_indiv_..	Do you agree to have a your DBS used for HSV	discrete	numeric-12.0	946	3474	-
16	ic_indiv_..	Has your baby ever donated blood on this year for a home	discrete	numeric-12.0	36	4384	-
17	ic_indiv_..	Do you agree to having a dry blood spot taken for anonymous HSV2 testing?	discrete	numeric-12.0	8	4412	-
18	ic_indiv_..	Do you agree to having a dry blood spot taken for anonymous HIV testing?	discrete	numeric-12.0	8	4412	-
19	ic_indiv_..	Do you agree that your child's / child's sampling sample is stored?	discrete	numeric-12.0	906	3514	-
20	ic_indiv_..	Do you agree that the blood samples of your child / baby will be tested in the	discrete	numeric-12.0	946	3474	-
21	ic_indiv_..	Do you agree that you are willing to be contacted by phone to schedule time for	discrete	numeric-12.0	944	3476	-

File AHRI.DREAMS.MultiLevel.PersonalInformation.2018.v2

#	Name	Label	Type	Format	Valid	Invalid	Question
1	project_id	REDCap Project Identifier	discrete	numeric-12.0	4420	0	-
2	event_id	REDCap Event Identifier	discrete	numeric-12.0	4420	0	-
3	cohort	Cohort Description	discrete	character-10	4420	0	-
4	round	Round Description	discrete	character-15	4420	0	-
5	IIntId	Individual ID	continuous	numeric-12.0	4420	0	-
6	BSIntId	BSID	continuous	numeric-12.0	4420	0	-
7	urban_or_..	Is BSID location categorised as urban or rural?	discrete	character-10	4420	0	-
8	HHIntId	HHID	continuous	numeric-12.0	4420	0	-
9	isigodi	Isigodi Name	discrete	character-22	4420	0	-

File AHRI.DREAMS.MultiLevel.PersonalInformation.2018.v2

#	Name	Label	Type	Format	Valid	Invalid	Question
10	municname	Municipality Name	discrete	character-11	4419	0	-
11	wardno	Ward Number	discrete	numeric-12.0	4419	1	-
12	pd_dob	Date Of Birth	discrete	character-11	4420	-	-
13	pd_age	Age	continuous	numeric-12.0	3116	1304	-
14	pd_sex	Sex	discrete	numeric-12.0	4420	0	-
15	ConsortS..	Consort Status - participants grouping based on study outcome	discrete	character-51	4420	0	-

File AHRI.DREAMS.MultiLevel.SexualRelatInterviewer.2018.v2

#	Name	Label	Type	Format	Valid	Invalid	Question
1	project_id	REDCap Project Identifier	discrete	numeric-12.0	4420	0	-
2	event_id	REDCap Event Identifier	discrete	numeric-12.0	4420	0	-
3	cohort	Cohort Description	discrete	character-10	4420	0	-
4	round	Round Description	discrete	character-15	4420	0	-
5	IIntId	Individual ID	continuous	numeric-12.0	4420	0	-
6	sr_curre..	Are you married?	discrete	numeric-12.0	3063	1357	-
7	sr_prev..	Are you married? - from Baseline	discrete	numeric-12.0	0	4420	-
8	sr_curre..	Are you living with your partner as if you are married (Cohabiting)?	discrete	numeric-12.0	3031	1389	-
9	sr_everm..	Have you ever been married?	discrete	numeric-12.0	3027	1393	-
10	sr_marri..	Please specify what type of marriage it is/was?	discrete	numeric-12.0	33	4387	-
11	sr_marri..	Please specify details on the other type of marriage	discrete	character-23	1	0	-
12	sr_new_m..	When you got married, did you move home	discrete	numeric-12.0	33	4387	-
13	sr_live..	Are you living with your husband?	discrete	numeric-12.0	33	4387	-
14	sr_share..	Are you willing to share how old were you when you first got married (if you do	discrete	numeric-12.0	33	4387	-
15	sr_age_f..	How old were you when you first got married (if you do not know, please make you	discrete	character-2	32	0	-
16	sr_share..	Are you willing to share how old your husband is (if you do not know, please mak	discrete	numeric-12.0	32	4388	-
17	sr_age_p..	How old is your husband/ wife (if you do not know, please make your best guess)?	discrete	character-2	29	0	-
18	sr_fathe..	Have you ever fathered any children?	discrete	numeric-12.0	2487	1933	-

File AHRI.DREAMS.MultiLevel.SexualRelatInterviewer.2018.v2							
#	Name	Label	Type	Format	Valid	Invalid	Question
19	sr_share..	Are you willing to share how old were you the first time you made someone pregna	discrete	numeric-12.0	602	3818	-
20	sr_agefa..	How old were you when you first made someone pregnant?	discrete	character-2	564	0	-
21	sr_share..	Are you willing to share the number of children you have you fathered?	discrete	numeric-12.0	602	3818	-
22	sr_numch..	How many children have you fathered (please include those who have died)?	discrete	character-2	593	0	-
23	sr_child..	How many of these children are still alive?	discrete	character-2	593	0	-
24	sr_curcu..	Have you ever been circumcised where your frenulum was cut?	discrete	numeric-12.0	2487	1933	-
25	sr_circu..	Have you ever been circumcised where your whole foreskin was removed?	discrete	numeric-12.0	2486	1934	-
26	sr_circu..	When were you circumcised (if you do not know, please make your best guess)?	discrete	numeric-12.0	1484	2936	-
27	sr_circu..	Where were you circumcised?	discrete	numeric-12.0	1484	2936	-
28	sr_circu..	Please specify more details on where you were circumcised:	discrete	character-40	146	0	-
29	sr_currp..	Are you currently pregnant?	discrete	numeric-12.0	576	3844	-
30	sr_everp..	Have you ever been pregnant?	discrete	numeric-12.0	576	3844	-
31	sr_pregn..	Have you been pregnant in the last 12 months?	discrete	numeric-12.0	515	3905	-
32	sr_share..	Are you willing to share how old were you the first time you got pregnant?	discrete	numeric-12.0	515	3905	-
33	sr_agepr..	How old were you the first time you got pregnant? [age in years]	discrete	character-2	498	0	-
34	sr_times..	How many times have you been pregnant? (including pregnancies that did not go to	discrete	character-2	510	0	-
35	sr_times..	How many times have you given birth? (include both live births and stillbirths.	discrete	character-2	510	0	-
36	sr_child..	How many of these children are still alive?	discrete	character-2	510	0	-
37	sr_anoth..	FOR NON PREGNANT / UNSURE / NEVER PREGNANT BEFORE, ASK Would you like to have (a	discrete	numeric-12.0	3019	1401	-

File AHRI.DREAMS.MultiLevel.SexualRelatInterviewer.2018.v2							
#	Name	Label	Type	Format	Valid	Invalid	Question
38	sr_waitb..	If Yes, How long would you like to wait from now before the birth of (a/another)	discrete	numeric-12.0	1839	2581	-
39	sr_aftbr..	FOR CURRENTLY PREGNANT ASK After the birth of this child you are expecting would	discrete	numeric-12.0	45	4375	-
40	sr_waitb..	If yes, After the birth of the child you are expecting now, how long would you l	discrete	numeric-12.0	11	4409	-
41	sr_nomor..	What are the reasons why you would not like to have (a/another) child?	discrete	numeric-12.0	187	4233	-
42	sr_nomor..	What are the reasons why you would not like to have (a/another) child?	discrete	numeric-12.0	91	4329	-
43	sr_nomor..	What are the reasons why you would not like to have (a/another) child?	discrete	numeric-12.0	13	4407	-
44	sr_nomor..	What are the reasons why you would not like to have (a/another) child?	discrete	numeric-12.0	48	4372	-
45	sr_nomor..	What are the reasons why you would not like to have (a/another) child?	discrete	numeric-12.0	773	3647	-
46	sr_nomor..	What are the reasons why you would not like to have (a/another) child?	discrete	numeric-12.0	7	4413	-
47	sr_nomor..	What are the reasons why you would not like to have (a/another) child?	discrete	numeric-12.0	31	4389	-
48	sr_nomor..	What are the reasons why you would not like to have (a/another) child?	discrete	numeric-12.0	23	4397	-
49	sr_nomor..	Please specify other reasons why you would not like to have (a/another) child?	discrete	character-58	36	0	-
50	sr_partn..	Does your partner want to have a/another child with you?	discrete	numeric-12.0	1142	3278	-
51	sr_partn..	Does your (husband/partner) want the same number of children that you want, or d	discrete	numeric-12.0	60	4360	-
52	sr_areus..	Are you currently using any contraceptive methods to prevent pregnancy?	discrete	numeric-12.0	532	3888	-
53	sr_notus..	If no, What is the main reason why you are not using a method of contraception	discrete	numeric-12.0	129	4291	-
54	sr_notus..	Other reason not using any method of contraception, please specify:	discrete	character-81	23	0	-
55	sr_curtm..	Which methods are you currently using?	discrete	numeric-12.0	138	4282	-

File AHRI.DREAMS.MultiLevel.SexualRelatInterviewer.2018.v2							
#	Name	Label	Type	Format	Valid	Invalid	Question
56	sr_currm_..	Which methods are you currently using?	discrete	numeric-12.0	1	4419	-
57	sr_currm_..	Which methods are you currently using?	discrete	numeric-12.0	4	4416	-
58	sr_currm_..	Which methods are you currently using?	discrete	numeric-12.0	1	4419	-
59	sr_currm_..	Which methods are you currently using?	discrete	numeric-12.0	1	4419	-
60	sr_currm_..	Which methods are you currently using?	discrete	numeric-12.0	4	4416	-
61	sr_currm_..	Which methods are you currently using?	discrete	numeric-12.0	221	4199	-
62	sr_currm_..	Which methods are you currently using?	discrete	numeric-12.0	37	4383	-
63	sr_currm_..	Which methods are you currently using?	discrete	numeric-12.0	13	4407	-
64	sr_currm_..	Which methods are you currently using?	discrete	numeric-12.0	1	4419	-
65	sr_currm_..	Which methods are you currently using?	discrete	numeric-12.0	2	4418	-
66	sr_currm_..	Other method, please specify:	discrete	character-10	2	0	-
67	sr_whatm_..	In the past 12 months, have you used any method to avoid getting pregnant?	discrete	numeric-12.0	576	3844	-
68	sr_meth_..	Which methods were you using?	discrete	numeric-12.0	122	4298	-
69	sr_meth_..	Which methods were you using?	discrete	numeric-12.0	5	4415	-
70	sr_meth_..	Which methods were you using?	discrete	numeric-12.0	1	4419	-
71	sr_meth_..	Which methods were you using?	discrete	numeric-12.0	6	4414	-
72	sr_meth_..	Which methods were you using?	discrete	numeric-12.0	233	4187	-
73	sr_meth_..	Which methods were you using?	discrete	numeric-12.0	36	4384	-
74	sr_meth_..	Which methods were you using?	discrete	numeric-12.0	13	4407	-
75	sr_meth_..	Other method, please specify:	discrete	character-1	0	0	-
76	sr_hivkn_..	Can the risk of HIV transmission be reduced by having sex with only one uninfected	discrete	numeric-12.0	3063	1357	-
77	sr_hivkn_..	Can a person reduce the risk of getting HIV by using a condom every time they ha	discrete	numeric-12.0	3063	1357	-
78	sr_hivkn_..	Can a healthy-looking person have HIV?	discrete	numeric-12.0	3063	1357	-
79	sr_hivkn_..	Can a person get HIV from mosquito bites?	discrete	numeric-12.0	3063	1357	-

File AHRI.DREAMS.MultiLevel.SexualRelatInterviewer.2018.v2

#	Name	Label	Type	Format	Valid	Invalid	Question
80	sr_hivkn..	Can a person get HIV by sharing food with someone who is infected?	discrete	numeric-12.0	3063	1357	-

File AHRI.DREAMS.MultiLevel.SexualRelatSelFilled.2018.v2

#	Name	Label	Type	Format	Valid	Invalid	Question
1	project_id	REDCap Project Identifier	discrete	numeric-12.0	4420	0	-
2	event_id	REDCap Event Identifier	discrete	numeric-12.0	4420	0	-
3	cohort	Cohort Description	discrete	character-10	4420	0	-
4	round	Round Description	discrete	character-15	4420	0	-
5	IntId	Individual ID	continuous	numeric-12.0	4420	0	-
6	srs_ever..	Have you ever had sex?	discrete	numeric-12.0	3063	1357	-
7	srs_shar..	Are you willing to share how old were you the first time you had sex, even if it	discrete	numeric-12.0	1889	2531	-
8	srs_agef..	If you ever had sex (even if it was not your choice) how old were you the first	discrete	character-4	1045	0	-
9	srs_firs..	What was/were the reason(s) you had sex the first time? [Circle all the relevan	discrete	numeric-12.0	1205	3215	-
10	srs_firs..	What was/were the reason(s) you had sex the first time? [Circle all the relevan	discrete	numeric-12.0	28	4392	-
11	srs_firs..	What was/were the reason(s) you had sex the first time? [Circle all the relevan	discrete	numeric-12.0	263	4157	-
12	srs_firs..	What was/were the reason(s) you had sex the first time? [Circle all the relevan	discrete	numeric-12.0	34	4386	-
13	srs_firs..	What was/were the reason(s) you had sex the first time? [Circle all the relevan	discrete	numeric-12.0	24	4396	-
14	srs_firs..	What was/were the reason(s) you had sex the first time? [Circle all the relevan	discrete	numeric-12.0	6	4414	-
15	srs_firs..	What was/were the reason(s) you had sex the first time? [Circle all the relevan	discrete	numeric-12.0	3	4417	-
16	srs_firs..	What was/were the reason(s) you had sex the first time? [Circle all the relevan	discrete	numeric-12.0	8	4412	-
17	srs_firs..	What was/were the reason(s) you had sex the first time? [Circle all the relevan	discrete	numeric-12.0	4	4416	-
18	srs_firs..	What was/were the reason(s) you had sex the first time? [Circle all the relevan	discrete	numeric-12.0	54	4366	-

File AHRI.DREAMS.MultiLevel.SexualRelatSelFilled.2018.v2							
#	Name	Label	Type	Format	Valid	Invalid	Question
19	srs_firs_..	What was/were the reason(s) you had sex the first time? [Circle all the relevan	discrete	numeric-12.0	7	4413	-
20	srs_firs_..	What was/were the reason(s) you had sex the first time? [Circle all the relevan	discrete	numeric-12.0	6	4414	-
21	srs_firs_..	What was/were the reason(s) you had sex the first time? [Circle all the relevan	discrete	numeric-12.0	9	4411	-
22	srs_firs_..	What was/were the reason(s) you had sex the first time? [Circle all the relevan	discrete	numeric-12.0	247	4173	-
23	srs_firs_..	What was/were the reason(s) you had sex the first time? [Circle all the relevan	discrete	numeric-12.0	19	4401	-
24	srs_firs_..	What was/were the reason(s) you had sex the first time? [Circle all the relevan	discrete	character-49	10	0	-
25	srs_firs_..	When you had sex for the first time, even if it was not your choice, with whom d	discrete	numeric-12.0	1847	2573	-
26	srs_firs_..	The first time you had sex, were you given gifts or money by your sexual partner	discrete	numeric-12.0	522	3898	-
27	srs_firs_..	The first time you had sex, did you give gifts or money to your sexual partner?	discrete	numeric-12.0	1399	3021	-
28	srs_firs_..	When you first had sex, what did you or your partner do to protect you against p	discrete	numeric-12.0	1877	2543	-
29	srs_firs_..	When you first had sex, did you or your partner do anything to protect you again	discrete	numeric-12.0	1890	2530	-
30	srs_firs_..	Please specify other method of protection against HIV	discrete	character-21	5	0	-
31	srs_firs_..	Did you know the HIV status of your first partner at the time when you first had	discrete	numeric-12.0	1890	2530	-
32	srs_firs_..	What was the HIV status of your first partner at the time when you first had sex	discrete	numeric-12.0	574	3846	-
33	srs_firs_..	Did you know if your first partner was taking ART at the time when you first had	discrete	numeric-12.0	11	4409	-
34	srs_shar_..	Are you willing to share how old was the person you first had sex with, even if	discrete	numeric-12.0	1889	2531	-
35	srs_part_..	How old was the person you first had sex with, even if it was forced or not your	discrete	character-3	580	0	-
36	srs_firs_..	Was this person:	discrete	numeric-12.0	360	4060	-
37	srs_firs_..	How many years younger/older?	discrete	numeric-12.0	167	4253	-

File AHRI.DREAMS.MultiLevel.SexualRelatSelFilled.2018.v2							
#	Name	Label	Type	Format	Valid	Invalid	Question
38	srs_shar..	Are you willing to share how old you were when you first had sex with your secon	discrete	numeric-12.0	1890	2530	-
39	srs_ages..	How old were you the first time you had sex with your second sexual partner? If	discrete	character-2	639	0	-
40	srs_shar..	Are you willing to share the number of different people have you had sex with in	discrete	numeric-12.0	1890	2530	-
41	srs_life..	How many different people have you had sex with in your lifetime (including your	discrete	character-3	701	0	-
42	srs_shar..	Are you willing to share the number of different people have you had sex with in	discrete	numeric-12.0	1889	2531	-
43	srs_12mt..	How many people have you had sex with in the past 12 months (including your husb	discrete	character-2	662	0	-
44	srs_12mt..	Of the number of partners you had in the last 12 months, how many of these partn	discrete	character-11	589	0	-
45	srs_shar..	Sometimes people have more than one sexual relationship at the same time.	discrete	numeric-12.0	1887	2533	-
46	srs_nums..	How many sexual relationships are you in at the moment (if you do not know, plea	discrete	character-3	675	0	-
47	srs_tran..	In the past 12 months, have you ever had sex with anyone (for a short period of	discrete	numeric-12.0	522	3898	-
48	srs_shar..	Are you willing to share with how many different people have you become sexually	discrete	numeric-12.0	1890	2530	-
49	srs_tran..	In the past 12 months how many different people have you become sexually involve	discrete	character-2	281	0	-
50	srs_sexw..	Some people have sex with other people for a living; would you consider yourself	discrete	numeric-12.0	522	3898	-
51	srs_tran..	In the past 12 months have you provided a woman who is not a sex worker with hel	discrete	numeric-12.0	1354	3066	-
52	srs_usec..	Have you used a condom during sex in the past 3 months?	discrete	numeric-12.0	1889	2531	-
53	srs_usec..	Did you use a condom the LAST time you had sex (whether it was forced or agreed)	discrete	numeric-12.0	1889	2531	-
54	srs_cond..	Have you had any sex without a condom in the last month? (condom less sex)	discrete	numeric-12.0	1889	2531	-

File AHRI.DREAMS.MultiLevel.SexualRelatSelFilled.2018.v2							
#	Name	Label	Type	Format	Valid	Invalid	Question
55	srs_cond..	Have you had any sex without a condom in the last 12 months? (condom less sex)	discrete	numeric-12.0	1012	3408	-
56	srs_recn..	Have you had sex with this person in the past 12 months? Most recent partner	discrete	numeric-12.0	651	3769	-
57	srs_recn..	When you last had sex with this person, what was your relationship to that perso	discrete	numeric-12.0	536	3884	-
58	srs_recn..	What is your current relationship status with [name]? Most recent partner	discrete	numeric-12.0	536	3884	-
59	srs_recn..	What are the main kinds of work/activities [name] does/has done over the last 12	discrete	numeric-12.0	536	3884	-
60	srs_recn..	What was the highest level of education of [name]? Most recent partner	discrete	numeric-12.0	534	3886	-
61	srs_recn..	Are you willing to share long ago did you first have sex with this person? Most	discrete	numeric-12.0	536	3884	-
62	srs_recn..	How long ago did you first have sex with this person (if you do not know, please	discrete	character-5	328	0	-
63	srs_recn..	Is value in. Most recent partner	discrete	numeric-12.0	328	4092	-
64	srs_recn..	Are you willing to share when was the last time you had sex with this person? Mo	discrete	numeric-12.0	536	3884	-
65	srs_recn..	When was the last time you had sex with this person (if you do not know, please	discrete	character-2	383	0	-
66	srs_recn..	Is value in. Most recent partner	discrete	numeric-12.0	384	4036	-
67	srs_recn..	Are you willing to share the age of this person? Most recent partner	discrete	numeric-12.0	536	3884	-
68	srs_recn..	How old is this person (if you do not know, please make your best guess)? [in ye	discrete	character-3	426	0	-
69	srs_recn..	Is this person a member of this household? Most recent partner	discrete	numeric-12.0	536	3884	-
70	srs_recn..	Where does this person normally reside? Most recent partner	discrete	numeric-12.0	536	3884	-
71	srs_recn..	In which Isigodi does this person normally reside? Most recent partner	discrete	numeric-12.0	161	4259	-
72	srs_recn..	Did you use a condom the last time you had sex with this person? Most recent par	discrete	numeric-12.0	536	3884	-

File AHRI.DREAMS.MultiLevel.SexualRelatSelFilled.2018.v2							
#	Name	Label	Type	Format	Valid	Invalid	Question
73	srs_recn ..	If yes, who brought the condom the last time you had sex with [name]? Most recent	discrete	numeric-12.0	287	4133	-
74	srs_recn ..	If no, why did you or [name] NOT use a condom? (last sex) Most recent partner	discrete	numeric-12.0	243	4177	-
75	srs_recn ..	The first time you had sex with [name], did you/your partner use a male or female condom?	discrete	numeric-12.0	536	3884	-
76	srs_recn ..	If yes, who brought the condom the first time you had sex with [name]? Most recent	discrete	numeric-12.0	299	4121	-
77	srs_recn ..	If no, why did you or [name] NOT use a condom? (first sex) Most recent partner	discrete	numeric-12.0	220	4200	-
78	srs_recn ..	How often have you and [name] used male or female condoms? Most recent partner	discrete	numeric-12.0	536	3884	-
79	srs_recn ..	Did you drink alcohol before the last time you had sex with [name]? Most recent	discrete	numeric-12.0	536	3884	-
80	srs_recn ..	The last time you had sex with [name], did you give or were you given a gift in	discrete	numeric-12.0	536	3884	-
81	srs_recn ..	The last time you had sex with [name], did you give or were you given money in	discrete	numeric-12.0	535	3885	-
82	srs_recn ..	Are you willing to share the number of times you had sex with this person over	discrete	numeric-12.0	535	3885	-
83	srs_recn ..	Over the past four weeks, how many times have you had sex with this person? Most	discrete	character-2	201	0	-
84	srs_recn ..	Do you know the HIV status of [name]? Most recent partner	discrete	numeric-12.0	535	3885	-
85	srs_recn ..	What is the HIV status of [name]? Most recent partner	discrete	numeric-12.0	344	4076	-
86	srs_recn ..	How did you find out their HIV status? Most recent partner	discrete	numeric-12.0	344	4076	-
87	srs_recn ..	Please specify details on other way you find out about the person's HIV status?	discrete	character-1	0	0	-
88	srs_recn ..	Do you know if [name] is taking ART? Most recent partner	discrete	numeric-12.0	48	4372	-
89	srs_recn ..	Does this person know your current HIV status? Most recent partner	discrete	numeric-12.0	535	3885	-

File AHRI.DREAMS.MultiLevel.SexualRelatSelFilled.2018.v2							
#	Name	Label	Type	Format	Valid	Invalid	Question
90	srs_recn ..	During your relationship with [name] in the past year, did you take PrEP to prev	discrete	numeric-12.0	535	3885	-
91	srs_recn ..	Why did you decide not to take PrEP? Most recent partner	discrete	numeric-12.0	475	3945	-
92	srs_recn ..	Please specify other reason for not taking PREP. Most recent partner	discrete	character-17	1	0	-
93	srs_recn ..	Over the past 12 months, during your relationships with X do you know or suspect	discrete	numeric-12.0	535	3885	-
94	srs_recn ..	Have you had sex with this person in the past 12 months? Second most recent part	discrete	numeric-12.0	271	4149	-
95	srs_recn ..	When you last had sex with this person, what was your relationship to that perso	discrete	numeric-12.0	155	4265	-
96	srs_recn ..	What is your current relationship status with [name]? Second most recent partne	discrete	numeric-12.0	155	4265	-
97	srs_recn ..	What are the main kinds of work/activities [name] does/ has done over the last 12	discrete	numeric-12.0	155	4265	-
98	srs_recn ..	What was the highest level of education of [name]? Second most recent partner	discrete	numeric-12.0	155	4265	-
99	srs_recn ..	Are you willing to share long ago did you first have sex with this person? Secon	discrete	numeric-12.0	155	4265	-
100	srs_recn ..	How long ago did you first have sex with this person (if you do not know, please	discrete	character-2	78	0	-
101	srs_recn ..	Is value in. Second most recent partner	discrete	numeric-12.0	78	4342	-
102	srs_recn ..	Are you willing to share when was the last time you had sex with this person? Se	discrete	numeric-12.0	155	4265	-
103	srs_recn ..	When was the last time you had sex with this person (if you do not know, please	discrete	character-2	88	0	-
104	srs_recn ..	Is value in. Second most recent partner	discrete	numeric-12.0	88	4332	-
105	srs_recn ..	Are you willing to share the age of this person? Second most recent partner	discrete	numeric-12.0	155	4265	-
106	srs_recn ..	How old is this person (if you do not know, please make your best guess)? [in ye	discrete	character-2	107	0	-
107	srs_recn ..	Is this person a member of this household? Second most recent partner	discrete	numeric-12.0	155	4265	-

File AHRI.DREAMS.MultiLevel.SexualRelatSelFilled.2018.v2							
#	Name	Label	Type	Format	Valid	Invalid	Question
108	srs_recn ..	Where does this person normally reside? Second most recent partner	discrete	numeric-12.0	155	4265	-
109	srs_recn ..	In which Isigodi does this person normally reside? Second most recent partner	discrete	numeric-12.0	53	4367	-
110	srs_recn ..	Did you use a condom the last time you had sex with this person? Second most rec	discrete	numeric-12.0	155	4265	-
111	srs_recn ..	If yes, who brought the condom the last time you had sex with [name]? Second mos	discrete	numeric-12.0	98	4322	-
112	srs_recn ..	If no, why did you or [name] NOT use a condom? (last sex) Second most recent par	discrete	numeric-12.0	52	4368	-
113	srs_recn ..	The first time you had sex with [name], did you/your partner use a male or femal	discrete	numeric-12.0	155	4265	-
114	srs_recn ..	If yes, who brought the condom the first time you had sex with [name]? Second mo	discrete	numeric-12.0	97	4323	-
115	srs_recn ..	If no, why did you or [name] NOT use a condom? (first sex) Second most recent pa	discrete	numeric-12.0	49	4371	-
116	srs_recn ..	How often have you and [name] used male or female condoms? Second most recent pa	discrete	numeric-12.0	155	4265	-
117	srs_recn ..	Did you drink alcohol before the last time you had sex with [name]? Second most	discrete	numeric-12.0	155	4265	-
118	srs_recn ..	The last time you had sex with [name], did you give or were you given a gift in	discrete	numeric-12.0	155	4265	-
119	srs_recn ..	The last time you had sex with [name], did you give or were you given money in o	discrete	numeric-12.0	155	4265	-
120	srs_recn ..	Are you willing to share the number of times you had sex with this person over t	discrete	numeric-12.0	155	4265	-
121	srs_recn ..	Over the past four weeks, how many times have you had sex with this person? Seco	discrete	character-2	45	0	-
122	srs_recn ..	Do you know the HIV status of [name]? Second most recent partner	discrete	numeric-12.0	155	4265	-
123	srs_recn ..	What is the HIV status of [name]? Second most recent partner	discrete	numeric-12.0	69	4351	-
124	srs_recn ..	How did you find out their HIV status? Second most recent partner	discrete	numeric-12.0	68	4352	-

File AHRI.DREAMS.MultiLevel.SexualRelatSelFilled.2018.v2							
#	Name	Label	Type	Format	Valid	Invalid	Question
125	srs_recn ..	Please specify details on other way you find out about the person's HIV status?	discrete	character-1	1	0	-
126	srs_recn ..	Do you know if [name] is taking ART? Second most recent partner	discrete	numeric-12.0	9	4411	-
127	srs_recn ..	Does this person know your current HIV status? Second most recent partner	discrete	numeric-12.0	155	4265	-
128	srs_recn ..	During your relationship with [name] in the past year, did you take PrEP to prev	discrete	numeric-12.0	155	4265	-
129	srs_recn ..	Why did you decide not to take PrEP? Second most recent partner	discrete	numeric-12.0	129	4291	-
130	srs_recn ..	Please specify other reason for not taking PREP. Second most recent partner	discrete	character-1	0	0	-
131	srs_recn ..	Over the past 12 months, during your relationships with X do you know or suspect	discrete	numeric-12.0	155	4265	-
132	srs_recn ..	Have you had sex with this person in the past 12 months? Third most recent partn	discrete	numeric-12.0	137	4283	-
133	srs_recn ..	When you last had sex with this person, what was your relationship to that perso	discrete	numeric-12.0	60	4360	-
134	srs_recn ..	What is your current relationship status with [name]? Third most recent partner	discrete	numeric-12.0	60	4360	-
135	srs_recn ..	What are the main kinds of work/activities [name] does/has done over the last 12	discrete	numeric-12.0	60	4360	-
136	srs_recn ..	What was the highest level of education of [name]? Third most recent partner	discrete	numeric-12.0	60	4360	-
137	srs_recn ..	Are you willing to share long ago did you first have sex with this person? Third	discrete	numeric-12.0	60	4360	-
138	srs_recn ..	How long ago did you first have sex with this person (if you do not know, please	discrete	character-2	29	0	-
139	srs_recn ..	Is value in. Third most recent partner	discrete	numeric-12.0	29	4391	-
140	srs_recn ..	Are you willing to share when was the last time you had sex with this person? Th	discrete	numeric-12.0	60	4360	-
141	srs_recn ..	When was the last time you had sex with this person (if you do not know, please	discrete	character-2	33	0	-
142	srs_recn ..	Is value in. Third most recent partner	discrete	numeric-12.0	33	4387	-

File AHRI.DREAMS.MultiLevel.SexualRelatSelFilled.2018.v2							
#	Name	Label	Type	Format	Valid	Invalid	Question
143	srs_recn ..	Are you willing to share the age of this person? Third most recent partner	discrete	numeric-12.0	60	4360	-
144	srs_recn ..	How old is this person (if you do not know, please make your best guess)? [in ye	discrete	character-2	36	0	-
145	srs_recn ..	Is this person a member of this household? Third most recent partner	discrete	numeric-12.0	60	4360	-
146	srs_recn ..	Where does this person normally reside? Third most recent partner	discrete	numeric-12.0	60	4360	-
147	srs_recn ..	In which Isigodi does this person normally reside? Third most recent partner	discrete	numeric-12.0	10	4410	-
148	srs_recn ..	Did you use a condom the last time you had sex with this person? Third most rece	discrete	numeric-12.0	60	4360	-
149	srs_recn ..	If yes, who brought the condom the last time you had sex with [name]? Third most	discrete	numeric-12.0	36	4384	-
150	srs_recn ..	If no, why did you or [name] NOT use a condom? (last sex) Third most recent part	discrete	numeric-12.0	22	4398	-
151	srs_recn ..	The first time you had sex with [name], did you/your partner use a male or femal	discrete	numeric-12.0	60	4360	-
152	srs_recn ..	If yes, who brought the condom the first time you had sex with [name]? Third mos	discrete	numeric-12.0	36	4384	-
153	srs_recn ..	If no, why did you or [name] NOT use a condom? (first sex) Third most recent par	discrete	numeric-12.0	20	4400	-
154	srs_recn ..	How often have you and [name] used male or female condoms? Third most recent par	discrete	numeric-12.0	60	4360	-
155	srs_recn ..	Did you drink alcohol before the last time you had sex with [name]? Third most r	discrete	numeric-12.0	60	4360	-
156	srs_recn ..	The last time you had sex with [name], did you give or were you given a gift in	discrete	numeric-12.0	60	4360	-
157	srs_recn ..	The last time you had sex with [name], did you give or were you given money in o	discrete	numeric-12.0	60	4360	-
158	srs_recn ..	Are you willing to share the number of times you had sex with this person over t	discrete	numeric-12.0	60	4360	-
159	srs_recn ..	Over the past four weeks, how many times have you had sex with this person? Thir	discrete	character-2	13	0	-

File AHRI.DREAMS.MultiLevel.SexualRelatSelFilled.2018.v2							
#	Name	Label	Type	Format	Valid	Invalid	Question
160	srs_recn ..	In the past 12 months, has this person discussed their HIV status with you?	discrete	numeric-12.0	60	4360	-
161	srs_recn ..	Do you know the HIV status of [name]? Third most recent partner	discrete	numeric-12.0	60	4360	-
162	srs_recn ..	What is the HIV status of [name]? Third most recent partner	discrete	numeric-12.0	29	4391	-
163	srs_recn ..	How did you find out their HIV status? Third most recent partner	discrete	numeric-12.0	29	4391	-
164	srs_recn ..	Please specify details on other way you find out about the person's HIV status?	discrete	character-1	0	0	-
165	srs_recn ..	Do you know if [name] is taking ART? Third most recent partner	discrete	numeric-12.0	4	4416	-
166	srs_recn ..	Does this person know your current HIV status? Third most recent partner	discrete	numeric-12.0	60	4360	-
167	srs_recn ..	During your relationship with [name] in the past year, did you take PrEP to prev	discrete	numeric-12.0	60	4360	-
168	srs_recn ..	Why did you decide not to take PrEP? Third most recent partner	discrete	numeric-12.0	49	4371	-
169	srs_recn ..	Please specify other reason for not taking PREP. Third most recent partner	discrete	character-1	0	0	-
170	srs_recn ..	Over the past 12 months, during your relationships with X do you know or suspect	discrete	numeric-12.0	60	4360	-
171	srs_rece ..	Calculated age difference. Most recent partner	continuous	numeric-12.0	426	3994	-
172	srs_rece ..	Calculated age difference. Second most recent partner	continuous	numeric-12.0	107	4313	-
173	srs_rece ..	Calculated age difference. Third most recent partner	continuous	numeric-12.0	36	4384	-
174	srs_gems01	A woman's most important role is to take care of her home and cook for her famil	discrete	numeric-12.0	3055	1365	-
175	srs_gems02	Changing nappies/diapers, giving the children a bath, and feeding the children a	discrete	numeric-12.0	3056	1364	-
176	srs_gems03	A man should have the final word about decisions in the home	discrete	numeric-12.0	3055	1365	-
177	srs_gems04	It is important that a father is present in the lives of his children, even if h	discrete	numeric-12.0	3056	1364	-

File AHRI.DREAMS.MultiLevel.SexualRelatSelFilled.2018.v2							
#	Name	Label	Type	Format	Valid	Invalid	Question
178	srs_gems05	The husband should decide to buy the major household items	discrete	numeric-12.0	3055	1365	-
179	srs_gems06	A woman should obey her husband in all things	discrete	numeric-12.0	3055	1365	-
180	srs_gems07	Males and females have an equal right to finish school	discrete	numeric-12.0	3055	1365	-
181	srs_gems08	Females should have their own source of income	discrete	numeric-12.0	3056	1364	-
182	srs_gems09	It is the man who decides what type of sex to have	discrete	numeric-12.0	3056	1364	-
183	srs_gems10	Men need sex more than women do	discrete	numeric-12.0	3056	1364	-
184	srs_gems11	You don't talk about sex, you just do it	discrete	numeric-12.0	3054	1366	-
185	srs_gems12	Men are always ready to have sex	discrete	numeric-12.0	3055	1365	-
186	srs_gems13	A man should know what his partner likes during sex	discrete	numeric-12.0	3056	1364	-
187	srs_gems14	A woman who has sex before she marries does not deserve respect	discrete	numeric-12.0	3056	1364	-
188	srs_gems15	A woman should not initiate sex	discrete	numeric-12.0	3056	1364	-
189	srs_gems16	Women who carry condoms are "easy"	discrete	numeric-12.0	3056	1364	-
190	srs_gems17	It is a woman's responsibility to avoid getting pregnant	discrete	numeric-12.0	3056	1364	-
191	srs_gems18	A couple should decide together if they want to have children	discrete	numeric-12.0	3056	1364	-
192	srs_gems19	In my opinion, a woman can suggest using condoms just like a man can	discrete	numeric-12.0	3056	1364	-
193	srs_gems20	If a man gets a woman pregnant, the child is the responsibility of both	discrete	numeric-12.0	3056	1364	-
194	srs_gems21	A man and a woman should decide together what type of contraceptive to use	discrete	numeric-12.0	3056	1364	-
195	srs_gems22	Only when a woman has a child is she a real woman	discrete	numeric-12.0	3055	1365	-
196	srs_gems23	A real man produces a male child	discrete	numeric-12.0	3055	1365	-
197	srs_gems24	A man and woman should decide together whether to use a condom	discrete	numeric-12.0	3055	1365	-
198	srs_gems25	There are times when a woman deserves to be beaten	discrete	numeric-12.0	3055	1365	-

File AHRI.DREAMS.MultiLevel.SexualRelatSelFilled.2018.v2							
#	Name	Label	Type	Format	Valid	Invalid	Question
199	srs_gems26	A woman should tolerate violence in order to keep her family together	discrete	numeric-12.0	3055	1365	-
200	srs_gems27	If a woman cheats on a man, it is okay for him to hit her	discrete	numeric-12.0	3055	1365	-
201	srs_gems28	If someone insults a man he should defend his reputation with force if he has to	discrete	numeric-12.0	3055	1365	-
202	srs_gems29	It is okay for a man to hit his wife if she won't have sex with him.	discrete	numeric-12.0	3055	1365	-
203	srs_gems30	A man using violence against his sexual partner is a private matter that shouldn	discrete	numeric-12.0	3055	1365	-
204	srs_fema..	Has any male ever done any of the following things to you:	discrete	numeric-12.0	59	4361	-
205	srs_fema..	Has any male ever done any of the following things to you:	discrete	numeric-12.0	13	4407	-
206	srs_fema..	Has any male ever done any of the following things to you:	discrete	numeric-12.0	25	4395	-
207	srs_fema..	Has any male ever done any of the following things to you:	discrete	numeric-12.0	9	4411	-
208	srs_fema..	Has any male ever done any of the following things to you:	discrete	numeric-12.0	11	4409	-
209	srs_fema..	Has any male ever done any of the following things to you:	discrete	numeric-12.0	17	4403	-
210	srs_fema..	Has any male ever done any of the following things to you:	discrete	numeric-12.0	12	4408	-
211	srs_fema..	Has any male ever done any of the following things to you:	discrete	numeric-12.0	17	4403	-
212	srs_fema..	Has any male ever done any of the following things to you:	discrete	numeric-12.0	377	4043	-
213	srs_fema..	Has any male ever done any of the following things to you:	discrete	numeric-12.0	41	4379	-
214	srs_fema..	Has any male ever done any of the following things to you:	discrete	numeric-12.0	71	4349	-
215	srs_fema..	Has any male ever done any of the following things to you:	discrete	numeric-12.0	23	4397	-
216	srs_fema..	Has any male ever done any of the following things to you:	discrete	numeric-12.0	84	4336	-

File AHRI.DREAMS.MultiLevel.SexualRelatSelFilled.2018.v2							
#	Name	Label	Type	Format	Valid	Invalid	Question
217	srs_fema..	Has any male ever done any of the following things to you:	discrete	numeric-12.0	22	4398	-
218	srs_fema..	Has any male ever done any of the following things to you:	discrete	numeric-12.0	26	4394	-
219	srs_fema..	Has any male ever done any of the following things to you:	discrete	numeric-12.0	26	4394	-
220	srs_fema..	Has any male done any of the following things to you in the last 12 months:	discrete	numeric-12.0	27	4393	-
221	srs_fema..	Has any male done any of the following things to you in the last 12 months:	discrete	numeric-12.0	6	4414	-
222	srs_fema..	Has any male done any of the following things to you in the last 12 months:	discrete	numeric-12.0	8	4412	-
223	srs_fema..	Has any male done any of the following things to you in the last 12 months:	discrete	numeric-12.0	3	4417	-
224	srs_fema..	Has any male done any of the following things to you in the last 12 months:	discrete	numeric-12.0	6	4414	-
225	srs_fema..	Has any male done any of the following things to you in the last 12 months:	discrete	numeric-12.0	6	4414	-
226	srs_fema..	Has any male done any of the following things to you in the last 12 months:	discrete	numeric-12.0	6	4414	-
227	srs_fema..	Has any male done any of the following things to you in the last 12 months:	discrete	numeric-12.0	7	4413	-
228	srs_fema..	Has any male done any of the following things to you in the last 12 months:	discrete	numeric-12.0	464	3956	-
229	srs_fema..	Has any male done any of the following things to you in the last 12 months:	discrete	numeric-12.0	17	4403	-
230	srs_fema..	Has any male done any of the following things to you in the last 12 months:	discrete	numeric-12.0	33	4387	-
231	srs_fema..	Has any male done any of the following things to you in the last 12 months:	discrete	numeric-12.0	5	4415	-
232	srs_fema..	Has any male done any of the following things to you in the last 12 months:	discrete	numeric-12.0	33	4387	-
233	srs_fema..	Has any male done any of the following things to you in the last 12 months:	discrete	numeric-12.0	4	4416	-
234	srs_fema..	Has any male done any of the following things to you in the last 12 months:	discrete	numeric-12.0	7	4413	-

File AHRI.DREAMS.MultiLevel.SexualRelatSelFilled.2018.v2							
#	Name	Label	Type	Format	Valid	Invalid	Question
235	srs_fema..	Has any male done any of the following things to you in the last 12 months:	discrete	numeric-12.0	7	4413	-
236	srs_male..	Has anyone ever done any of the following things to you:	discrete	numeric-12.0	404	4016	-
237	srs_male..	Has anyone ever done any of the following things to you:	discrete	numeric-12.0	85	4335	-
238	srs_male..	Has anyone ever done any of the following things to you:	discrete	numeric-12.0	301	4119	-
239	srs_male..	Has anyone ever done any of the following things to you:	discrete	numeric-12.0	149	4271	-
240	srs_male..	Has anyone ever done any of the following things to you:	discrete	numeric-12.0	72	4348	-
241	srs_male..	Has anyone ever done any of the following things to you:	discrete	numeric-12.0	49	4371	-
242	srs_male..	Has anyone ever done any of the following things to you:	discrete	numeric-12.0	26	4394	-
243	srs_male..	Has anyone ever done any of the following things to you:	discrete	numeric-12.0	31	4389	-
244	srs_male..	Has anyone ever done any of the following things to you:	discrete	numeric-12.0	1372	3048	-
245	srs_male..	Has anyone ever done any of the following things to you:	discrete	numeric-12.0	248	4172	-
246	srs_male..	Has anyone ever done any of the following things to you:	discrete	numeric-12.0	492	3928	-
247	srs_male..	Has anyone ever done any of the following things to you:	discrete	numeric-12.0	278	4142	-
248	srs_male..	Has anyone ever done any of the following things to you:	discrete	numeric-12.0	449	3971	-
249	srs_male..	Has anyone ever done any of the following things to you:	discrete	numeric-12.0	115	4305	-
250	srs_male..	Has anyone ever done any of the following things to you:	discrete	numeric-12.0	290	4130	-
251	srs_male..	Has anyone ever done any of the following things to you:	discrete	numeric-12.0	238	4182	-
252	srs_male..	Has anyone ever done any of the following things to you in the last 12 months:	discrete	numeric-12.0	233	4187	-
253	srs_male..	Has anyone ever done any of the following things to you in the last 12 months:	discrete	numeric-12.0	43	4377	-
254	srs_male..	Has anyone ever done any of the following things to you in the last 12 months:	discrete	numeric-12.0	144	4276	-
255	srs_male..	Has anyone ever done any of the following things to you in the last 12 months:	discrete	numeric-12.0	84	4336	-
256	srs_male..	Has anyone ever done any of the following things to you in the last 12 months:	discrete	numeric-12.0	31	4389	-

File AHRI.DREAMS.MultiLevel.SexualRelatSelFilled.2018.v2							
#	Name	Label	Type	Format	Valid	Invalid	Question
257	srs_male_..	Has anyone ever done any of the following things to you in the last 12 months:	discrete	numeric-12.0	31	4389	-
258	srs_male_..	Has anyone ever done any of the following things to you in the last 12 months:	discrete	numeric-12.0	20	4400	-
259	srs_male_..	Has anyone ever done any of the following things to you in the last 12 months:	discrete	numeric-12.0	15	4405	-
260	srs_male_..	Has anyone ever done any of the following things to you in the last 12 months:	discrete	numeric-12.0	1705	2715	-
261	srs_male_..	Has anyone ever done any of the following things to you in the last 12 months:	discrete	numeric-12.0	155	4265	-
262	srs_male_..	Has anyone ever done any of the following things to you in the last 12 months:	discrete	numeric-12.0	283	4137	-
263	srs_male_..	Has anyone ever done any of the following things to you in the last 12 months:	discrete	numeric-12.0	121	4299	-
264	srs_male_..	Has anyone ever done any of the following things to you in the last 12 months:	discrete	numeric-12.0	211	4209	-
265	srs_male_..	Has anyone ever done any of the following things to you in the last 12 months:	discrete	numeric-12.0	65	4355	-
266	srs_male_..	Has anyone ever done any of the following things to you in the last 12 months:	discrete	numeric-12.0	138	4282	-
267	srs_male_..	Has anyone ever done any of the following things to you in the last 12 months:	discrete	numeric-12.0	105	4315	-
268	srs_sasa_..	Has your partner/most recent partner done at least one of the following things t	discrete	numeric-12.0	9	4411	-
269	srs_sasa_..	Has your partner/most recent partner done at least one of the following things t	discrete	numeric-12.0	702	3718	-
270	srs_sasa_..	Has your partner/most recent partner done at least one of the following things t	discrete	numeric-12.0	9	4411	-
271	srs_sasa_..	Has your partner/most recent partner done at least one of the following things t	discrete	numeric-12.0	7	4413	-
272	srs_sasa_..	Has your partner/most recent partner done at least one of the following things t	discrete	numeric-12.0	7	4413	-
273	srs_sasa_..	Has your partner/most recent partner done at least one of the following things t	discrete	numeric-12.0	9	4411	-
274	srs_sasa_..	Has your partner/most recent partner done at least one of the following things t	discrete	numeric-12.0	7	4413	-

File AHRI.DREAMS.MultiLevel.SexualRelatSelFilled.2018.v2							
#	Name	Label	Type	Format	Valid	Invalid	Question
275	srs_usev ..	Have you used physical or sexual violence on your partner in the last 12 months?	discrete	numeric-12.0	580	3840	-
276	srs_srps ..	Most of the time, we do what my partner wants to do	discrete	numeric-12.0	491	3929	-
277	srs_srps ..	My partner won't let me wear certain things	discrete	numeric-12.0	491	3929	-
278	srs_srps ..	When my partner and I are together, I'm pretty quiet	discrete	numeric-12.0	491	3929	-
279	srs_srps ..	My partner has more say than I do about important decisions that affect us	discrete	numeric-12.0	491	3929	-
280	srs_srps ..	My partner tells me who I can spend time with	discrete	numeric-12.0	491	3929	-
281	srs_srps ..	If I asked my partner to use a condom, he would think I'm having sex with other	discrete	numeric-12.0	491	3929	-
282	srs_srps ..	I feel trapped or stuck in our relationship	discrete	numeric-12.0	491	3929	-
283	srs_srps ..	My partner does what he wants, even if I do not want him to	discrete	numeric-12.0	491	3929	-
284	srs_srps ..	I am more committed to our relationship than my partner is	discrete	numeric-12.0	491	3929	-
285	srs_srps ..	When my partner and I disagree, he gets his way most of the time	discrete	numeric-12.0	491	3929	-
286	srs_srps ..	My partner gets more out of our relationship than I do	discrete	numeric-12.0	491	3929	-
287	srs_srps ..	My partner always wants to know where I am	discrete	numeric-12.0	490	3930	-
288	srs_srps ..	If I asked my partner to use a condom, he would get angry	discrete	numeric-12.0	491	3929	-
289	srs_srps ..	If I asked my partner to use a condom, he would get violent	discrete	numeric-12.0	491	3929	-
290	srs_dmnds ..	Who usually has more say about whose friends to go out with?	discrete	numeric-12.0	3059	1361	-
291	srs_dmnds ..	Who usually has more say about whether you have sex?	discrete	numeric-12.0	1874	2546	-
292	srs_dmnds ..	Who usually has more say about what you do together?	discrete	numeric-12.0	3059	1361	-
293	srs_dmnds ..	Who usually has more say about how often you see one another?	discrete	numeric-12.0	3059	1361	-
294	srs_dmnds ..	Who usually has more say about when you talk about serious things?	discrete	numeric-12.0	3059	1361	-
295	srs_dmnds ..	In general, who do you think has more power in your relationship?	discrete	numeric-12.0	3059	1361	-

File AHRI.DREAMS.MultiLevel.SexualRelatSelFilled.2018.v2							
#	Name	Label	Type	Format	Valid	Invalid	Question
296	srs_dmnds ..	Who usually has more say about whether you use condoms?	discrete	numeric-12.0	1875	2545	-
297	srs_dmnds ..	Who usually has more say about what types of sexual acts you do?	discrete	numeric-12.0	1875	2545	-
298	srs_sv_t ..	If it is safe for you to wait up to 3 days for help, then click HERE to give us	discrete	numeric-12.0	3058	1362	-
299	srs_sv_c ..	Please tell us how you would like us to contact you:	discrete	numeric-12.0	146	4274	-
300	srs_sv_p ..	Please indicate when is best to call:	discrete	character-36	124	0	-
301	srs_sv_v ..	Please indicate which time of day is best:	discrete	character-14	24	0	-

File AHRI.DREAMS.MultiLevel.SpecimenCollection.2018.v2							
#	Name	Label	Type	Format	Valid	Invalid	Question
1	project_id	REDCap Project Identifier	discrete	numeric-12.0	4420	0	-
2	event_id	REDCap Event Identifier	discrete	numeric-12.0	4420	0	-
3	cohort	Cohort Description	discrete	character-10	4420	0	-
4	round	Round Description	discrete	character-15	4420	0	-
5	IintId	Individual ID	continuous	numeric-12.0	4420	0	-
6	dr_speci ..	Was a research blood specimen collected?	discrete	numeric-12.0	2735	1685	-
7	dr_parti ..	Scan the Participant ID	discrete	character-13	2629	0	-
8	dr_barcode	Scan Specimen barcode here	discrete	character-13	2629	0	-
9	dr_speci ..	Specimen Status	discrete	character-1	0	0	-
10	dr_speci ..	Specimen Collection Date	discrete	character-11	2628	-	-
11	dr_hsv_t ..	HSV Result	discrete	numeric-12.0	2625	1795	-
12	dr_hiv_t ..	HIV Result	discrete	numeric-12.0	958	3462	-
13	dr_hiv_t ..	HIV Test comment	discrete	character-1	0	0	-
14	dr_vl_te ..	Viral Load Result	discrete	character-12	356	0	-
15	dr_refer ..	Does this person wishes to be referred to the fixed clinic for HIV testing?	discrete	numeric-12.0	3055	1365	-
16	dr_targe ..	What is the agreed target date to get to the clinic?	discrete	character-11	11	-	-
17	dr_targe ..	To which clinic is the individual going?	discrete	character-17	11	0	-
18	dr_targe ..	Please specify details of the clinic other the individual is going <u	discrete	character-1	0	0	-
19	dr_targe ..	Please specify details of the clinic the individual is going <u	discrete	character-1	0	0	-

Variables Description

Dataset contains 2219 variable(s)

File : AHRI.DREAMS.MultiLevel.AssessmentOfCapacity.2018.v2

project_id: REDCap Project Identifier

Information	[Type= discrete] [Format=numeric] [Range= 380-380] [Missing=*]
Statistics [NW/ W]	[Valid=4420 /-] [Invalid=0 /-]

event_id: REDCap Event Identifier

Information	[Type= discrete] [Format=numeric] [Range= 1080-1080] [Missing=*]
Statistics [NW/ W]	[Valid=4420 /-] [Invalid=0 /-]

cohort: Cohort Description

Information	[Type= discrete] [Format=character] [Missing=*]
Statistics [NW/ W]	[Valid=4420 /-] [Invalid=0 /-]

round: Round Description

Information	[Type= discrete] [Format=character] [Missing=*]
Statistics [NW/ W]	[Valid=4420 /-] [Invalid=0 /-]

IIntId: Individual ID

Information	[Type= continuous] [Format=numeric] [Range= 166-220477] [Missing=*]
Statistics [NW/ W]	[Valid=4420 /-] [Invalid=0 /-] [Mean=88526.11 /-] [StdDev=51253.828 /-]

ac_assess_step1: HAPPY with Step 1?

Information	[Type= discrete] [Format=numeric] [Range= 1-2] [Missing=*]
Statistics [NW/ W]	[Valid=3103 /-] [Invalid=1317 /-]

Value	Label	Cases	Percentage
1	Yes, seek signature	3072	99.0%
2	No, not happy	31	1.0%
Sysmiss		1317	

Warning: these figures indicate the number of cases found in the data file. They cannot be interpreted as summary statistics of the population of interest.

ac_assess_step2: HAPPY with Step 2?

Information	[Type= discrete] [Format=numeric] [Range= 1-2] [Missing=*]
Statistics [NW/ W]	[Valid=31 /-] [Invalid=4389 /-]

Value	Label	Cases	Percentage
1	Yes, seek signature	0	
2	No, not happy	31	100.0%
Sysmiss		4389	

Warning: these figures indicate the number of cases found in the data file. They cannot be interpreted as summary statistics of the population of interest.

ac_assess_step3: HAPPY with Step 3?

Information	[Type= discrete] [Format=numeric] [Range= 1-2] [Missing=*]
Statistics [NW/ W]	[Valid=32 /-] [Invalid=4388 /-]

Value	Label	Cases	Percentage
1	Yes, seek signature	1	3.1%
2	No, not happy	31	96.9%
Sysmiss		4388	

Warning: these figures indicate the number of cases found in the data file. They cannot be interpreted as summary statistics of the population of interest.

File : AHRI.DREAMS.MultiLevel.AssessmentOfCapacity.2018.v2

ac_assess_result: Is this individual capable to participate?

Information [Type= discrete] [Format=numeric] [Range= 0-98] [Missing=*]

Statistics [NW/ W] [Valid=3103 /-] [Invalid=1317 /-]

Value	Label	Cases	Percentage
0	No, I have never had it	0	
1	Yes	3065	98.8%
2	No	38	1.2%
3	Yes, but not sure about the exact age	0	
90	I am not sure	0	
93	Prefer not to answer	0	
95	Not had sex with this partner in the last 4 weeks	0	
97	N/A	0	
98	Don't know	0	
Sysmiss		1317	

Warning: these figures indicate the number of cases found in the data file. They cannot be interpreted as summary statistics of the population of interest.

File : AHRI.DREAMS.MultiLevel.CombinedDataset.2018.v2

project_id: REDCap Project Identifier

Information	[Type= discrete] [Format=numeric] [Range= 380-380] [Missing=*]
Statistics [NW/ W]	[Valid=4420 /-] [Invalid=0 /-]

event_id: REDCap Event Identifier

Information	[Type= discrete] [Format=numeric] [Range= 1080-1080] [Missing=*]
Statistics [NW/ W]	[Valid=4420 /-] [Invalid=0 /-]

cohort: Cohort Description

Information	[Type= discrete] [Format=character] [Missing=*]
Statistics [NW/ W]	[Valid=4420 /-] [Invalid=0 /-]

round: Round Description

Information	[Type= discrete] [Format=character] [Missing=*]
Statistics [NW/ W]	[Valid=4420 /-] [Invalid=0 /-]

IIntId: Individual ID

Information	[Type= continuous] [Format=numeric] [Range= 166-220477] [Missing=*]
Statistics [NW/ W]	[Valid=4420 /-] [Invalid=0 /-] [Mean=88526.11 /-] [StdDev=51253.828 /-]

BSIntId: BSID

Information	[Type= continuous] [Format=numeric] [Range= 18-90721] [Missing=*]
Statistics [NW/ W]	[Valid=4420 /-] [Invalid=0 /-] [Mean=9413.077 /-] [StdDev=9978.502 /-]

urban_or_rural: Is BSID location categorised as urban or rural?

Information	[Type= discrete] [Format=character] [Missing=*]
Statistics [NW/ W]	[Valid=4420 /-] [Invalid=0 /-]

HHIntId: HHID

Information	[Type= continuous] [Format=numeric] [Range= 37-43674] [Missing=*]
Statistics [NW/ W]	[Valid=4420 /-] [Invalid=0 /-] [Mean=12811.381 /-] [StdDev=10397.231 /-]

isigodi: Isigodi Name

Information	[Type= discrete] [Format=character] [Missing=*]
Statistics [NW/ W]	[Valid=4420 /-] [Invalid=0 /-]

municname: Municipality Name

Information	[Type= discrete] [Format=character] [Missing=*]
Statistics [NW/ W]	[Valid=4419 /-] [Invalid=0 /-]

wardno: Ward Number

Information	[Type= discrete] [Format=numeric] [Range= 1-20] [Missing=*]
Statistics [NW/ W]	[Valid=4419 /-] [Invalid=1 /-]

ca_weekblock: Weekblock

Information	[Type= discrete] [Format=character] [Missing=*]
Statistics [NW/ W]	[Valid=4420 /-] [Invalid=0 /-]


ca_contact_attmp1: Conducting Contact Attempt

Information	[Type= discrete] [Format=numeric] [Range= 0-98] [Missing=*]
-------------	---

File : AHRI.DREAMS.MultiLevel.CombinedDataset.2018.v2

ca_contact_attmp1: Conducting Contact Attempt

Statistics [NW/ W] [Valid=4420 /-] [Invalid=0 /-]

Value	Label	Cases	Percentage
0	No, I have never had it	0	
1	Yes	4420	 100.0%
2	No	0	
3	Yes, but not sure about the exact age	0	
90	I am not sure	0	
93	Prefer not to answer	0	
95	Not had sex with this partner in the last 4 weeks	0	
97	N/A	0	
98	Don't know	0	

Warning: these figures indicate the number of cases found in the data file. They cannot be interpreted as summary statistics of the population of interest.

ca_staffname_attmp1: Staff Member

Information [Type= discrete] [Format=character] [Missing=*]

Statistics [NW/ W] [Valid=4419 /-] [Invalid=0 /-]

ca_datetime_attmp1: Attempt Date and Time



Information [Type= discrete] [Format=character] [Missing=*]

Statistics [NW/ W] [Valid=4420 /-]

ca_was_contacted_attmp1: Was the participant contacted

Information [Type= discrete] [Format=numeric] [Range= 0-98] [Missing=*]

Statistics [NW/ W] [Valid=4418 /-] [Invalid=2 /-]



Value	Label	Cases	Percentage
0	No, I have never had it	0	
1	Yes	1633	 37.0%
2	No	2785	 63.0%
3	Yes, but not sure about the exact age	0	
90	I am not sure	0	
93	Prefer not to answer	0	
95	Not had sex with this partner in the last 4 weeks	0	
97	N/A	0	
98	Don't know	0	
Sysmiss		2	

Warning: these figures indicate the number of cases found in the data file. They cannot be interpreted as summary statistics of the population of interest.

ca_was_parenthome_attmp1: Was the participant's parent or guardian at home

Information [Type= discrete] [Format=numeric] [Range= 0-98] [Missing=*]

Statistics [NW/ W] [Valid=1142 /-] [Invalid=3278 /-]

Value	Label	Cases	Percentage
0	No, I have never had it	0	
1	Yes	819	 71.7%
2	No	323	 28.3%
3	Yes, but not sure about the exact age	0	

File : AHRI.DREAMS.MultiLevel.CombinedDataset.2018.v2

ca_was_parenthome_attmp1: Was the participant's parent or guardian at home

Value	Label	Cases	Percentage
90	I am not sure	0	
93	Prefer not to answer	0	
95	Not had sex with this partner in the last 4 weeks	0	
97	N/A	0	
98	Don't know	0	
Sysmiss		3278	

Warning: these figures indicate the number of cases found in the data file. They cannot be interpreted as summary statistics of the population of interest.

ca_parental_consent_attmp1: Was parent or guardian willing to give Informed Consent?

Information	[Type= discrete] [Format=numeric] [Range= 0-98] [Missing=*]
Statistics [NW/ W]	[Valid=818 /-] [Invalid=3602 /-]

Value	Label	Cases	Percentage
0	No, I have never had it	0	
1	Yes	779	95.2%
2	No	39	4.8%
3	Yes, but not sure about the exact age	0	
90	I am not sure	0	
93	Prefer not to answer	0	
95	Not had sex with this partner in the last 4 weeks	0	
97	N/A	0	
98	Don't know	0	
Sysmiss		3602	

Warning: these figures indicate the number of cases found in the data file. They cannot be interpreted as summary statistics of the population of interest.

ca_req_samesex_attmp1: Did the participant asked to be interviewed by a same sex Tracker?

Information	[Type= discrete] [Format=numeric] [Range= 0-98] [Missing=*]
Statistics [NW/ W]	[Valid=1596 /-] [Invalid=2824 /-]

Value	Label	Cases	Percentage
0	No, I have never had it	0	
1	Yes	0	
2	No	1596	100.0%
3	Yes, but not sure about the exact age	0	
90	I am not sure	0	
93	Prefer not to answer	0	
95	Not had sex with this partner in the last 4 weeks	0	
97	N/A	0	
98	Don't know	0	
Sysmiss		2824	

Warning: these figures indicate the number of cases found in the data file. They cannot be interpreted as summary statistics of the population of interest.

ca_samesex_reas_attmp1: What is the reason why the participant requested a same sex Tracker?

Information	[Type= discrete] [Format=character] [Missing=*]
Statistics [NW/ W]	[Valid=0 /-] [Invalid=0 /-]

File : AHRI.DREAMS.MultiLevel.CombinedDataset.2018.v2

ca_surveyed_attmp1: Was the participant contacted and willing to be surveyed?

Information [Type= discrete] [Format=numeric] [Range= 0-98] [Missing=*]

Statistics [NW/ W] [Valid=1601 /-] [Invalid=2819 /-]

Value	Label	Cases	Percentage
0	No, I have never had it	0	
1	Yes	1464	91.4%
2	No	137	8.6%
3	Yes, but not sure about the exact age	0	
90	I am not sure	0	
93	Prefer not to answer	0	
95	Not had sex with this partner in the last 4 weeks	0	
97	N/A	0	
98	Don't know	0	
Sysmiss		2819	

Warning: these figures indicate the number of cases found in the data file. They cannot be interpreted as summary statistics of the population of interest.

ca_refused_attmp1: Did the participant / parent / guardian refused participation?

Information [Type= discrete] [Format=numeric] [Range= 0-98] [Missing=*]

Statistics [NW/ W] [Valid=179 /-] [Invalid=4241 /-]

Value	Label	Cases	Percentage
0	No, I have never had it	0	
1	Yes	75	41.9%
2	No	104	58.1%
3	Yes, but not sure about the exact age	0	
90	I am not sure	0	
93	Prefer not to answer	0	
95	Not had sex with this partner in the last 4 weeks	0	
97	N/A	0	
98	Don't know	0	
Sysmiss		4241	

Warning: these figures indicate the number of cases found in the data file. They cannot be interpreted as summary statistics of the population of interest.

ca_resch_vsdate_attmp1: Reschedule next visit date

Information [Type= discrete] [Format=character] [Missing=*]

Statistics [NW/ W] [Valid=215 /-]

ca_fieldcomm_attmp1: Comments for Contact attempt

Information [Type= discrete] [Format=character] [Missing=*]

Statistics [NW/ W] [Valid=4070 /-]

ca_contact_attmp2: Conducting Contact Attempt


Information [Type= discrete] [Format=numeric] [Range= 0-98] [Missing=*]

Statistics [NW/ W] [Valid=2884 /-] [Invalid=1536 /-]

Value	Label	Cases	Percentage
0	No, I have never had it	0	
1	Yes	2235	77.5%

File : AHRI.DREAMS.MultiLevel.CombinedDataset.2018.v2

ca_contact_attmp2: Conducting Contact Attempt

Value	Label	Cases	Percentage
2	No	649	 22.5%
3	Yes, but not sure about the exact age	0	
90	I am not sure	0	
93	Prefer not to answer	0	
95	Not had sex with this partner in the last 4 weeks	0	
97	N/A	0	
98	Don't know	0	
Sysmiss		1536	

Warning: these figures indicate the number of cases found in the data file. They cannot be interpreted as summary statistics of the population of interest.

ca_staffname_attmp2: Staff Member



Information	[Type= discrete] [Format=character] [Missing=*]
Statistics [NW/ W]	[Valid=2239 /-] [Invalid=0 /-]

ca_datetime_attmp2: Attempt Date and Time

Information	[Type= discrete] [Format=character] [Missing=*]
Statistics [NW/ W]	[Valid=2239 /-]

ca_was_contacted_attmp2: Was the participant contacted



Information	[Type= discrete] [Format=numeric] [Range= 0-98] [Missing=*]
Statistics [NW/ W]	[Valid=2237 /-] [Invalid=2183 /-]

Value	Label	Cases	Percentage
0	No, I have never had it	0	
1	Yes	1152	 51.5%
2	No	1085	 48.5%
3	Yes, but not sure about the exact age	0	
90	I am not sure	0	
93	Prefer not to answer	0	
95	Not had sex with this partner in the last 4 weeks	0	
97	N/A	0	
98	Don't know	0	
Sysmiss		2183	

Warning: these figures indicate the number of cases found in the data file. They cannot be interpreted as summary statistics of the population of interest.

ca_was_parenthome_attmp2: Was the participant's parent or guardian at home

Information	[Type= discrete] [Format=numeric] [Range= 0-98] [Missing=*]
Statistics [NW/ W]	[Valid=622 /-] [Invalid=3798 /-]

Value	Label	Cases	Percentage
0	No, I have never had it	0	
1	Yes	508	 81.7%
2	No	114	 18.3%
3	Yes, but not sure about the exact age	0	
90	I am not sure	0	
93	Prefer not to answer	0	
95	Not had sex with this partner in the last 4 weeks	0	

File : AHRI.DREAMS.MultiLevel.CombinedDataset.2018.v2

ca_was_parenthome_attmp2: Was the participant's parent or guardian at home

Value	Label	Cases	Percentage
97	N/A	0	
98	Don't know	0	
Sysmiss		3798	

Warning: these figures indicate the number of cases found in the data file. They cannot be interpreted as summary statistics of the population of interest.

ca_parental_consent_attmp2: Was parent or guardian willing to give Informed Consent?

Information	[Type= discrete] [Format=numeric] [Range= 0-98] [Missing=*]
Statistics [NW/ W]	[Valid=510 /-] [Invalid=3910 /-]

Value	Label	Cases	Percentage
0	No, I have never had it	0	
1	Yes	486	95.3%
2	No	24	4.7%
3	Yes, but not sure about the exact age	0	
90	I am not sure	0	
93	Prefer not to answer	0	
95	Not had sex with this partner in the last 4 weeks	0	
97	N/A	0	
98	Don't know	0	
Sysmiss		3910	

Warning: these figures indicate the number of cases found in the data file. They cannot be interpreted as summary statistics of the population of interest.

ca_req_samesex_attmp2: Did the participant asked to be interviewed by a same sex Tracker?

Information	[Type= discrete] [Format=numeric] [Range= 0-98] [Missing=*]
Statistics [NW/ W]	[Valid=1123 /-] [Invalid=3297 /-]

Value	Label	Cases	Percentage
0	No, I have never had it	0	
1	Yes	0	
2	No	1123	100.0%
3	Yes, but not sure about the exact age	0	
90	I am not sure	0	
93	Prefer not to answer	0	
95	Not had sex with this partner in the last 4 weeks	0	
97	N/A	0	
98	Don't know	0	
Sysmiss		3297	

Warning: these figures indicate the number of cases found in the data file. They cannot be interpreted as summary statistics of the population of interest.

ca_samesex_reas_attmp2: What is the reason why the participant requested a same sex Tracker?

Information	[Type= discrete] [Format=character] [Missing=*]
Statistics [NW/ W]	[Valid=0 /-] [Invalid=0 /-]

ca_surveyed_attmp2: Was the participant contacted and willing to be surveyed?

Information	[Type= discrete] [Format=numeric] [Range= 0-98] [Missing=*]
Statistics [NW/ W]	[Valid=1125 /-] [Invalid=3295 /-]

File : AHRI.DREAMS.MultiLevel.CombinedDataset.2018.v2

ca_surveyed_attmp2: Was the participant contacted and willing to be surveyed?

Value	Label	Cases	Percentage
0	No, I have never had it	0	
1	Yes	1053	93.6%
2	No	72	6.4%
3	Yes, but not sure about the exact age	0	
90	I am not sure	0	
93	Prefer not to answer	0	
95	Not had sex with this partner in the last 4 weeks	0	
97	N/A	0	
98	Don't know	0	
Sysmiss		3295	

Warning: these figures indicate the number of cases found in the data file. They cannot be interpreted as summary statistics of the population of interest.

ca_refused_attmp2: Did the participant / parent / guardian refused participation?

Information	[Type= discrete] [Format=numeric] [Range= 0-98] [Missing=*]
Statistics [NW/ W]	[Valid=96 /-] [Invalid=4324 /-]

Value	Label	Cases	Percentage
0	No, I have never had it	0	
1	Yes	52	54.2%
2	No	44	45.8%
3	Yes, but not sure about the exact age	0	
90	I am not sure	0	
93	Prefer not to answer	0	
95	Not had sex with this partner in the last 4 weeks	0	
97	N/A	0	
98	Don't know	0	
Sysmiss		4324	

Warning: these figures indicate the number of cases found in the data file. They cannot be interpreted as summary statistics of the population of interest.

ca_resch_vsdate_attmp2: Reschedule next visit date

Information	[Type= discrete] [Format=character] [Missing=*]
Statistics [NW/ W]	[Valid=56 /-]

ca_fieldcomm_attmp2: Comments for Contact attempt

Information	[Type= discrete] [Format=character] [Missing=*]
Statistics [NW/ W]	[Valid=2093 /-]

ca_contact_attmp3: Conducting Contact Attempt

Information	[Type= discrete] [Format=numeric] [Range= 0-98] [Missing=*]
Statistics [NW/ W]	[Valid=1140 /-] [Invalid=3280 /-]

Value	Label	Cases	Percentage
0	No, I have never had it	0	
1	Yes	983	86.2%
2	No	157	13.8%
3	Yes, but not sure about the exact age	0	
90	I am not sure	0	

File : AHRI.DREAMS.MultiLevel.CombinedDataset.2018.v2

ca_contact_attmp3: Conducting Contact Attempt

Value	Label	Cases	Percentage
93	Prefer not to answer	0	
95	Not had sex with this partner in the last 4 weeks	0	
97	N/A	0	
98	Don't know	0	
Sysmiss		3280	

Warning: these figures indicate the number of cases found in the data file. They cannot be interpreted as summary statistics of the population of interest.

ca_staffname_attmp3: Staff Member

Information	[Type= discrete] [Format=character] [Missing=*]
Statistics [NW/ W]	[Valid=983 /-] [Invalid=0 /-]

ca_datetime_attmp3: Attempt Date and Time

Information	[Type= discrete] [Format=character] [Missing=*]
Statistics [NW/ W]	[Valid=983 /-]

ca_was_contacted_attmp3: Was the participant contacted

Information	[Type= discrete] [Format=numeric] [Range= 0-98] [Missing=*]
Statistics [NW/ W]	[Valid=983 /-] [Invalid=3437 /-]

Value	Label	Cases	Percentage
0	No, I have never had it	0	
1	Yes	418	42.5%
2	No	565	57.5%
3	Yes, but not sure about the exact age	0	
90	I am not sure	0	
93	Prefer not to answer	0	
95	Not had sex with this partner in the last 4 weeks	0	
97	N/A	0	
98	Don't know	0	
Sysmiss		3437	

Warning: these figures indicate the number of cases found in the data file. They cannot be interpreted as summary statistics of the population of interest.

ca_was_parenthome_attmp3: Was the participant's parent or guardian at home

Information	[Type= discrete] [Format=numeric] [Range= 0-98] [Missing=*]
Statistics [NW/ W]	[Valid=217 /-] [Invalid=4203 /-]

Value	Label	Cases	Percentage
0	No, I have never had it	0	
1	Yes	175	80.6%
2	No	42	19.4%
3	Yes, but not sure about the exact age	0	
90	I am not sure	0	
93	Prefer not to answer	0	
95	Not had sex with this partner in the last 4 weeks	0	
97	N/A	0	
98	Don't know	0	
Sysmiss		4203	

File : AHRI.DREAMS.MultiLevel.CombinedDataset.2018.v2

ca_was_parenthome_attmp3: Was the participant's parent or guardian at home

Warning: these figures indicate the number of cases found in the data file. They cannot be interpreted as summary statistics of the population of interest.

ca_parental_consent_attmp3: Was parent or guardian willing to give Informed Consent?

Information [Type= discrete] [Format=numeric] [Range= 0-98] [Missing=*]

Statistics [NW/ W] [Valid=178 /-] [Invalid=4242 /-]

Value	Label	Cases	Percentage
0	No, I have never had it	0	
1	Yes	168	94.4%
2	No	10	5.6%
3	Yes, but not sure about the exact age	0	
90	I am not sure	0	
93	Prefer not to answer	0	
95	Not had sex with this partner in the last 4 weeks	0	
97	N/A	0	
98	Don't know	0	
Sysmiss		4242	

Warning: these figures indicate the number of cases found in the data file. They cannot be interpreted as summary statistics of the population of interest.

ca_req_samesex_attmp3: Did the participant asked to be interviewed by a same sex Tracker?

Information [Type= discrete] [Format=numeric] [Range= 0-98] [Missing=*]

Statistics [NW/ W] [Valid=409 /-] [Invalid=4011 /-]

Value	Label	Cases	Percentage
0	No, I have never had it	0	
1	Yes	0	
2	No	409	100.0%
3	Yes, but not sure about the exact age	0	
90	I am not sure	0	
93	Prefer not to answer	0	
95	Not had sex with this partner in the last 4 weeks	0	
97	N/A	0	
98	Don't know	0	
Sysmiss		4011	

Warning: these figures indicate the number of cases found in the data file. They cannot be interpreted as summary statistics of the population of interest.

ca_samesex_reas_attmp3: What is the reason why the participant requested a same sex Tracker?

Information [Type= discrete] [Format=character] [Missing=*]

Statistics [NW/ W] [Valid=0 /-] [Invalid=0 /-]

ca_surveyed_attmp3: Was the participant contacted and willing to be surveyed?

Information [Type= discrete] [Format=numeric] [Range= 0-98] [Missing=*]

Statistics [NW/ W] [Valid=411 /-] [Invalid=4009 /-]

Value	Label	Cases	Percentage
0	No, I have never had it	0	
1	Yes	362	88.1%
2	No	49	11.9%
3	Yes, but not sure about the exact age	0	

File : AHRI.DREAMS.MultiLevel.CombinedDataset.2018.v2

ca_surveyed_attmp3: Was the participant contacted and willing to be surveyed?

Value	Label	Cases	Percentage
90	I am not sure	0	
93	Prefer not to answer	0	
95	Not had sex with this partner in the last 4 weeks	0	
97	N/A	0	
98	Don't know	0	
Sysmiss		4009	

Warning: these figures indicate the number of cases found in the data file. They cannot be interpreted as summary statistics of the population of interest.

ca_refused_attmp3: Did the participant / parent / guardian refused participation?

Information	[Type= discrete] [Format=numeric] [Range= 0-98] [Missing=*]
Statistics [NW/ W]	[Valid=59 /-] [Invalid=4361 /-]

Value	Label	Cases	Percentage
0	No, I have never had it	0	
1	Yes	38	64.4%
2	No	21	35.6%
3	Yes, but not sure about the exact age	0	
90	I am not sure	0	
93	Prefer not to answer	0	
95	Not had sex with this partner in the last 4 weeks	0	
97	N/A	0	
98	Don't know	0	
Sysmiss		4361	

Warning: these figures indicate the number of cases found in the data file. They cannot be interpreted as summary statistics of the population of interest.

ca_resch_vsdate_attmp3: Reschedule next visit date

Information	[Type= discrete] [Format=character] [Missing=*]
Statistics [NW/ W]	[Valid=26 /-]

Value	Label	Cases	Percentage
2018-09-28		1	3.8%
2018-10-06		2	7.7%
2018-10-12		1	3.8%
2018-10-13		2	7.7%
2018-10-21		1	3.8%
2018-11-18		5	19.2%
2018-12-08		2	7.7%
2018-12-12		1	3.8%
2019-01-17		1	3.8%
2019-02-01		1	3.8%
2019-02-07		1	3.8%
2019-02-28		1	3.8%
2019-03-09		1	3.8%
2019-03-24		2	7.7%
2019-03-30		1	3.8%
2019-03-31		1	3.8%

File : AHRI.DREAMS.MultiLevel.CombinedDataset.2018.v2

ca_resch_vsdate_attmp3: Reschedule next visit date

Value	Label	Cases	Percentage
2019-04-04		1	3.8%
2019-04-11		1	3.8%

Warning: these figures indicate the number of cases found in the data file. They cannot be interpreted as summary statistics of the population of interest.

ca_fieldcomm_attmp3: Comments for Contact attempt

Information	[Type= discrete] [Format=character] [Missing=*]
Statistics [NW/ W]	[Valid=929 /-]

Value	Label	Cases	Percentage
Always at work		1	0.1%
Always at work he is working at spar		1	0.1%
Always out for jobs		1	0.1%
Always went out try next week		1	0.1%
App.for Monday was made.		1	0.1%
Appointment for Sunday		1	0.1%
Appointment for Sunday over the phone		1	0.1%
Appointment for Tuesday at 17h00.		1	0.1%
Appointment for tomorrow		1	0.1%
Appointment for tomorrow 2018-09-12		1	0.1%
Appointment for tomorrow morning at 08:30		1	0.1%
Appointment on Friday		1	0.1%
Appointment over the phone next week Tuesday		1	0.1%
Appointment was made with participant for Suterday 19/01/2019 and contact number given.		1	0.1%
At Nkodibe		1	0.1%
At eMpangeni		1	0.1%
At hlabisa to a wedding.		1	0.1%

File : AHRI.DREAMS.MultiLevel.CombinedDataset.2018.v2

ca_fieldcomm_attmp3: Comments for Contact attempt

Value	Label	Cases	Percentage
At hlabisa visited his girlfriend her neighbors told me.		1	0.1%
At home they said he is in town to play soccer		1	0.1%
At home they say he always come late from work		1	0.1%
At jozini today will be back lait today		1	0.1%
At khulubone for licence learning		1	0.1%
At kwaMsane but will be back today.		1	0.1%
At kwamsane in his brother's house.		1	0.1%
At macibini visiting his ancle they don't know when she will be back.		1	0.1%
At mfolozi river fishing,his girlfriend told me.		1	0.1%
At school		6	0.6%
At school attending today his grandmother told me.		1	0.1%
At school the neighbour say so		1	0.1%
At shikishela visited his friend.the sister told me.		1	0.1%
At soccer field watching soccer. His mother told me.		1	0.1%
At the funeral		1	0.1%
At the soccer game		1	0.1%
At the soccer ground		2	0.2%
At work		37	4.0%

File : AHRI.DREAMS.MultiLevel.CombinedDataset.2018.v2

ca_fieldcomm_attmp3: Comments for Contact attempt

Value	Label	Cases	Percentage
At work at esiqiwini		1	0.1%
At work check him on sat I was told by him by phone		1	0.1%
At work check on wensday he will be off		1	0.1%
At work check tomorrow monday she said will take the child at the clinic.		1	0.1%
At work check tomorrow on monday that when he will be off.		1	0.1%
At work check weekends		1	0.1%
At work checkers		1	0.1%
At work he is off monday and Tuesday.		1	0.1%
At work his sister told me she is not sure when he will be off.		1	0.1%
At work in town		1	0.1%
At work tax driver		1	0.1%
At work today Will come back after 18:00 mable on friday		1	0.1%
At work today check after 16:30		1	0.1%
At work today will be off on monday.		1	0.1%
At work will be off Sunday.		1	0.1%
At work,did not get off.		1	0.1%
Atteding a funeral near		1	0.1%
Attended funeral.		2	0.2%

File : AHRI.DREAMS.MultiLevel.CombinedDataset.2018.v2

ca_fieldcomm_attmp3: Comments for Contact attempt

Value	Label	Cases	Percentage
Attending a funeral near his homestead.		1	0.1%
Attending feneral helping in the neighbours. His sister told me		1	0.1%
Attending feneral that is closed by told by his grandmother		1	0.1%
Available at home but he is on the way to the playground		1	0.1%
Away from home		2	0.2%
Big REFUSE she went away again		1	0.1%
Bundling blocks somewhere around the area piece job,his siter told me.		1	0.1%
Busy with his work as Driver not easy to find him busy even during weekends		1	0.1%
Called him for appointment he sad he will be back on wesnday.		1	0.1%
Called him to arrange the appointment with him but he refuesd to even make the appointment.		1	0.1%
Check him on sat		1	0.1%
Check him on sunday always at work		1	0.1%
Completed		26	2.8%
Completed all		111	11.9%
Completed all but he is no longer in this bsid (22351) now he is staying in this bsid (72939)		1	0.1%

File : AHRI.DREAMS.MultiLevel.CombinedDataset.2018.v2

ca_fieldcomm_attmp3: Comments for Contact attempt

Value	Label	Cases	Percentage
within the same weekblock			
Completed all.		15	1.6%
Completed interview only		1	0.1%
Compleyed all.		1	0.1%
Comppeted all		1	0.1%
Done question only		2	0.2%
Doors are locked		1	0.1%
Driving a staff car will be back after 17:30.		1	0.1%
Driving a taxy even on sunday he is working it very had to found him around before 18:00		1	0.1%
Driving taxi in town from monday to sunday told by neighbour		1	0.1%
Even today he is with cattle check on Tuesday		1	0.1%
Find only small kids at home,Participant went to school to attend Suterday classes. They don't know when he will be back from school.		1	0.1%
Gate locked		4	0.4%
Granny refuse to give informed consent		1	0.1%
Granny reported that, she is busy, she dont have time to attend me.		1	0.1%
He accompnied his brother to Empangeni to buy a car and will be back home late.		1	0.1%
He again went to his work today.		1	0.1%
He again went to town as usual. I		1	0.1%

File : AHRI.DREAMS.MultiLevel.CombinedDataset.2018.v2

ca_fieldcomm_attmp3: Comments for Contact attempt

Value	Label	Cases	Percentage
will check him tomorrow.			
He always unavailable in his room his room always locked		1	0.1%
He always wake up and with his friends because he is not working today.		1	0.1%
He didn't come home this month		1	0.1%
He didn't come home to be checked next week		1	0.1%
He doesn't want to participate he told his brother to tell me that he is not interested.		1	0.1%
He don't want even to listen my explanation he is not interested to Ahri		1	0.1%
He drove to Johannesburg this morning be back on Suterday 23/03/2019.Appoi of 24/03/2019 was made with participant.		1	0.1%
He has attended the funeral today check on next week Saturday		1	0.1%
He has moved to eMfekayi.		1	0.1%
He has visited to his father's home today check on Tuesday		1	0.1%
He has visited to his mother		1	0.1%
He is a staff car driver, he is always on the road, his brothet told me to check him on Sundays.		1	0.1%
He is always not found at home,moving		1	0.1%

File : AHRI.DREAMS.MultiLevel.CombinedDataset.2018.v2

ca_fieldcomm_attmp3: Comments for Contact attempt

Value	Label	Cases	Percentage
around with his friends.			
He is at Durban now he is working there		1	0.1%
He is at Esikhawini for peace job, her mom dont know when he will be back.		1	0.1%
He is at family gathering today check next week on Sunday		1	0.1%
He is at part time job today check next year		1	0.1%
He is at school		1	0.1%
He is at school and attending extra classes at Siyaphambili High, his mother prefers Sundays.		1	0.1%
He is at school check later around 3pm or Saturday		1	0.1%
He is at school today check Saturday or Sunday		1	0.1%
He is at school today check tomorrow		1	0.1%
He is at school.		2	0.2%
He is at soccer field today check tomorrow morning		1	0.1%
He is at the family function check next week on Sunday		1	0.1%
He is at the soccer field today check tomorrow		1	0.1%
He is at the sport field at Mfekayi to play soccer there check tomorrow		1	0.1%
He is at work		2	0.2%

File : AHRI.DREAMS.MultiLevel.CombinedDataset.2018.v2

ca_fieldcomm_attmp3: Comments for Contact attempt

Value	Label	Cases	Percentage
He is at work ,he think he will be available on Thursday		1	0.1%
He is at work at Ithendele mine. Be available on Sundays.		1	0.1%
He is at work today check on Saturday		1	0.1%
He is at work today check on Saturday or Sunday		2	0.2%
He is at work today check on Saturday or Sunday only		1	0.1%
He is at work today check on Sunday		2	0.2%
He is at work today check on Sunday only		5	0.5%
He is at work today check on Thursday		1	0.1%
He is at work today check on next week		2	0.2%
He is at work today check tomorrow later 4pm		1	0.1%
He is at work today he works everyday check on Sunday only		1	0.1%
He is at work today he works everyday he is a taxes driver		1	0.1%
He is at work today.		1	0.1%
He is at work(taxi rank)		1	0.1%
He is at work, kwandiyema		1	0.1%
He is at work.		3	0.3%
He is away for holidays.		1	0.1%
He is back from Dukuduku but not at home.		1	0.1%

File : AHRI.DREAMS.MultiLevel.CombinedDataset.2018.v2

ca_fieldcomm_attmp3: Comments for Contact attempt

Value	Label	Cases	Percentage
He is busy today check tomorrow morning		1	0.1%
He is drunk he said i must come tomorrow		1	0.1%
He is drunk.		1	0.1%
He is in Durban, he will be back on Easter holidays.		1	0.1%
He is in town today but he is hard to be found said by the member of the household		1	0.1%
He is in town today check on Saturday		1	0.1%
He is in town today check tomorrow		1	0.1%
He is mentally disturbed his brother and his sister said he was beaten by men they left him thought that he was dead		1	0.1%
He is not at home check him next week on Sunday		1	0.1%
He is not at home no one knows where he is.		1	0.1%
He is not at home today check next week on Thursday		1	0.1%
He is not at home today check on Saturday		1	0.1%
He is not at home today check on Saturday or Sunday		1	0.1%
He is not at home today check on Sunday only		1	0.1%

File : AHRI.DREAMS.MultiLevel.CombinedDataset.2018.v2

ca_fieldcomm_attmp3: Comments for Contact attempt

Value	Label	Cases	Percentage
He is not at home today check on Thursday		1	0.1%
He is not at home today check tomorrow		5	0.5%
He is not at home today check tomorrow morning		1	0.1%
He is not at home.		2	0.2%
He is not interested.		1	0.1%
He is rushing somewhere now check on Thursday		1	0.1%
He is staying at Hluhluwe now		1	0.1%
He is staying at KwaShishela now near the school he is doing grade 12		1	0.1%
He is staying in Mpumalanga he is working there		1	0.1%
He is visited at KwaMsane her mother don't know when he will be back home,Ahri is not allowed where he is, I can't go there, he didn't have phone number I keep on calling his mom to check if he is back or not		1	0.1%
He is willing to participate but he is rushing to town today check Thursday		1	0.1%
He is working at iKusasaletu High School, not yet back from school.		1	0.1%
He is working in town & no longer stays in this BSID, he was a tenant		1	0.1%

File : AHRI.DREAMS.MultiLevel.CombinedDataset.2018.v2

ca_fieldcomm_attmp3: Comments for Contact attempt

Value	Label	Cases	Percentage
from this BSID, they gave me his number, when i phoned him he told me that he is very busy, he can be interviewed late in January.			
He just went out		2	0.2%
He like to participate the only problem is that he is always busy from morning till late so I will hand over him		1	0.1%
He moved to Durban he is working there be back on January		1	0.1%
He now stays near school mgwazeni high. His mother told me.		1	0.1%
He refused all		6	0.6%
He refused all because he said normally he use the clinic if he needs anything		1	0.1%
He refused to come to me.		1	0.1%
He reported to be always on the road.		1	0.1%
He said he has no time to do this thing. I should not come to him again.		1	0.1%
He said on the phone that he is very busy today delivering water for the people asked for. He will call me next week for the interview.		1	0.1%
He said today he is not well i must come some other time nest week		1	0.1%
He skip sundays today his at work		1	0.1%

File : AHRI.DREAMS.MultiLevel.CombinedDataset.2018.v2

ca_fieldcomm_attmp3: Comments for Contact attempt

Value	Label	Cases	Percentage
He stay near Pick n Pay in town he said he didn't know when be back home		1	0.1%
He stays at DUKUDUKU I was told by his sister		1	0.1%
He told me that he will tell me when he is available since last year.		1	0.1%
He visited her relatives would be back wednesday		1	0.1%
He visited his mother		1	0.1%
He visited his relatives		1	0.1%
He visited his relatives at Menzi amnandi		1	0.1%
He was called to work today.		1	0.1%
He went out but they don't know where he is right now check tomorrow		1	0.1%
He went out have drinks with his friends check on Sunday		1	0.1%
He went out they don't know where he is right now check on Thursday		1	0.1%
He went out they don't know where he is right now check on weekends morning		2	0.2%
He went out they don't know where he is right now check tomorrow later around 4pm		1	0.1%
He went out they don't know where went to		1	0.1%

File : AHRI.DREAMS.MultiLevel.CombinedDataset.2018.v2

ca_fieldcomm_attmp3: Comments for Contact attempt

Value	Label	Cases	Percentage
He went out to his friends check next week on Tuesday		1	0.1%
He went out to his friends check on Saturday or Sunday only		1	0.1%
He went out to his friends check on Sunday		1	0.1%
He went out to his friends check on Thursday		1	0.1%
He went out to his friends check on Tuesday		1	0.1%
He went out to his friends check tomorrow		3	0.3%
He went out to his friends they don't know when he will be back		1	0.1%
He went out with friends		1	0.1%
He went out with his friends to play soccer		1	0.1%
He went to Mshaya to build a house as he is a brakelayer.		1	0.1%
He went to attend Vukuzazi survey check tomorrow		1	0.1%
He went to attend the funeral at next door.		1	0.1%
He went to fetch water check on Tuesday next week later around 3pm		1	0.1%
He went to his part time job.		1	0.1%
He went to his work of brick laying.		1	0.1%
He's at home, he's refused to participate		1	0.1%
He's at school		2	0.2%

File : AHRI.DREAMS.MultiLevel.CombinedDataset.2018.v2

ca_fieldcomm_attmp3: Comments for Contact attempt

Value	Label	Cases	Percentage
He's at school check later around 15:30		1	0.1%
He's at school his mom said please may I come after exams, he's done on 20 November 2018		1	0.1%
He's at school, he's doing grade 12		1	0.1%
He's at work		4	0.4%
He's at work available by 18:00 he's working even weekends		1	0.1%
He's at work told by his brother		1	0.1%
He's at work told by his mom		1	0.1%
He's at work we make appointment over the phone, he's tell me when getting off at work		1	0.1%
He's getting a job in Mtubatuba town check on weekends		1	0.1%
He's going to town so we make appointment for another day		1	0.1%
He's going to work we make appointment for Saturday		1	0.1%
He's going with his friends, he's not at home		1	0.1%
He's in mtubatuba town		1	0.1%
He's no longer stay at home He's working in St Lucia, Outmigrated to st Lucia		1	0.1%
He's not at home		11	1.2%
He's not at home ,he's		1	0.1%

File : AHRI.DREAMS.MultiLevel.CombinedDataset.2018.v2

ca_fieldcomm_attmp3: Comments for Contact attempt

Value	Label	Cases	Percentage
working in umfolozi river			
He's not at home available tomorrow		1	0.1%
He's not at home he's at work		1	0.1%
He's not at home his sister said I don't know where is he.		1	0.1%
He's not at home we make appointment over the phone		1	0.1%
He's not at home, Uyazula to much.		1	0.1%
He's not at home, he's using drugs he's going with his friends		1	0.1%
He's not at home, hehe's going with his friends		1	0.1%
He's not home he's working at umfolozi river		1	0.1%
He's stay with his father now at Mandeni, he's going Monday on 11th February 2019		1	0.1%
He's staying in Richards bay, because of work, Outmigrated to Richards bay		1	0.1%
He's visiting in Mpangeni for spending school holidays, he's coming when school are open		1	0.1%
Her aunt told me that the participant is always on taverns when he is off.		1	0.1%
Her brother reported that she is working and staying in Richardsbay.		1	0.1%

File : AHRI.DREAMS.MultiLevel.CombinedDataset.2018.v2

ca_fieldcomm_attmp3: Comments for Contact attempt

Value	Label	Cases	Percentage
Her friend told me that she not back form eastern cape.		1	0.1%
Her sister told me that, she dont want to be visited by AHRI.		1	0.1%
Hh refused with his family to participate in the research		1	0.1%
His Granny told me that he is now staying with his father at Eshowe.		1	0.1%
His at hall		1	0.1%
His aunt told me to come tomorrow at 16h00.		1	0.1%
His brother reported that he works from 6-18h00.		1	0.1%
His father told me that ppt went last week to Mzingazi at Richards Bay to do tilling. He will be back home today or tomorrow.		1	0.1%
His girlfriend reported that, he is at welfare.		1	0.1%
His in durban for job interview		1	0.1%
His little brother said he's in the doctor for check ups		1	0.1%
His mom reported that, his staying with sugar mama, she showed me that homestead when I go to that homestead, the sugar mama asked if I know the participant, I said no... then she told me that		1	0.1%

File : AHRI.DREAMS.MultiLevel.CombinedDataset.2018.v2

ca_fieldcomm_attmp3: Comments for Contact attempt

Value	Label	Cases	Percentage
he dont stay with him.			
His mom said He's in the funeral Empangeni		1	0.1%
His mom says , I must come on Sunday from 8h00 to 10h00 due to extra classes that the participant attends.		1	0.1%
His mother reported that participant works till late, he is driving meter taxis from Mtuba to Empangeni.		1	0.1%
His mother told me that it not easy to get him it better if we go and check him in town where he works.		1	0.1%
His not at home always around the location		1	0.1%
His outside with friends		1	0.1%
His parents are not at home today check next week on Saturday		1	0.1%
His parents refused all		3	0.3%
His sister said he wake up everyday going to town, he smoke woonga someday he can't sleep at home (para)		1	0.1%
His wife said he is always on the road may be to be checked on Sunday		1	0.1%
I ask his phone number to his sister, his sister said he said he didn't		1	0.1%

File : AHRI.DREAMS.MultiLevel.CombinedDataset.2018.v2

ca_fieldcomm_attmp3: Comments for Contact attempt

Value	Label	Cases	Percentage
want anything coming from Ahri research			
I phoned the participant she told me that she has outmigrated to Cinci.		1	0.1%
I phoned the participant, he told me that he is always busy, he will let me know when he is available.		1	0.1%
I went to the place where participant said is staying near the school, he did not now answering his cellphone, and he is not doing gr12 he is doing gr11		1	0.1%
In Durban		1	0.1%
In Richardsbay available tomorrow told by brother		1	0.1%
In church		1	0.1%
In church Will be back after 15:00		1	0.1%
In direct refusal he said sun is very hot I'm not interested to answering questions		1	0.1%
In direct refusal she's closing the door		1	0.1%
In feneral at mpangeni with his family.		1	0.1%
In hospital was admitted monday.		1	0.1%
In the feneral		1	0.1%
In the funeral his sister told me.		1	0.1%
In town		2	0.2%
In town check him tomorrow		1	0.1%















File : AHRI.DREAMS.MultiLevel.CombinedDataset.2018.v2

ca_fieldcomm_attmp3: Comments for Contact attempt

Value	Label	Cases	Percentage
In town looking for job available later around 18:00		1	0.1%
In town she was rushing we made appointment on Tuesday.		1	0.1%
Indirect refusal she don't want to listen my explanation		1	0.1%
Interview conducted.		1	0.1%
Interview only		23	2.5%
Interview only.		6	0.6%
Interview started.		3	0.3%
It look like participant was always hide himself to me. Because every visit I always fond this young guy at home and told same story of participant has gone out.		1	0.1%
It's seems like there is someone inside the household but the gate are locked.		1	0.1%
Its difficult to enter in this household because there is a lot of mad		1	0.1%
Kuyashelela		1	0.1%
Last seen yesterday, went out for boozing by household member Lungani		1	0.1%
Locked		1	0.1%
Moved to Gauteng now as a taxi driver I was told by his brother		1	0.1%
Neighbor said he was living in this homestead but now they don't		1	0.1%

File : AHRI.DREAMS.MultiLevel.CombinedDataset.2018.v2

ca_fieldcomm_attmp3: Comments for Contact attempt

Value	Label	Cases	Percentage
know where is he			
No adult to give consent.		3	 0.3%
No at home. Gate is locked.		1	 0.1%
No one at home		13	 1.4%
No one at home mother passed away and the father is self employed he is working all over its difficult to him told by neighbour		1	 0.1%
No one at home. Told by neighbour that ppt,s mother is a teacher,she used to take her kids for a visit on weekends.		1	 0.1%
No one home		4	 0.4%
No one in this household futile check tomorrow		1	 0.1%
No one in this households futile check on Saturday		1	 0.1%
No one in this households futile check on Saturday or Sunday		1	 0.1%
No one knows her whereabouts last seen last month her phone is always off I will check for the last time next weekend		1	 0.1%
No parent to give informed consent.		1	 0.1%
Nobody at home.		4	 0.4%
Not able to find him working at richardsbay even Sunday's back home at night		1	 0.1%
Not at home		17	 1.8%

File : AHRI.DREAMS.MultiLevel.CombinedDataset.2018.v2

ca_fieldcomm_attmp3: Comments for Contact attempt

Value	Label	Cases	Percentage
Not at home I was told by his brother		1	0.1%
Not at home I was told by his neighbour cause there was nobody at home		1	0.1%
Not at home looking for jobs		1	0.1%
Not at home no one knows where he is		2	0.2%
Not at home they don't know where he is		1	0.1%
Not at home working on this Sunday. His brother told me.		1	0.1%
Not at home, went to his work of driving a taxi.		1	0.1%
Not available		1	0.1%
Not available at work		1	0.1%
Not back		1	0.1%
Not back from fryhead till now.		1	0.1%
Not back from kwamsane they don't know when she will be back.		1	0.1%
Not back yet at Richardsbay check on Tuesday		1	0.1%
Not found		2	0.2%
Not known at home where he is, he left home this morning.		1	0.1%
Not known at this BS		1	0.1%
Not present at home now but will be available very late in the day.		1	0.1%
Not present at home.		1	0.1%
Not willing to participate		1	0.1%

File : AHRI.DREAMS.MultiLevel.CombinedDataset.2018.v2

ca_fieldcomm_attmp3: Comments for Contact attempt

Value	Label	Cases	Percentage
Not yet back at school I was told by his granny		1	0.1%
Not yet back from her father's baby but her sister told me this week she will be back.		1	0.1%
Not yet back home.		1	0.1%
Off today but his is in town was told by her sister.		1	0.1%
On holiday in Durban be back when schools open		1	0.1%
On holidays in Durban be back when schools open		1	0.1%
On the 29th of November he got a call from durban that offers him a job. Outmigrated outside pipsa working in Durban.		1	0.1%
On the phone he said he is at Machibini area		1	0.1%
Out migrate to unknown destination		1	0.1%
Out migrated to		1	0.1%
Out migrated to Jozini for work		1	0.1%
Outmigrated		1	0.1%
Outmigrated Matric		1	0.1%
Outmigrated outside pipsa		2	0.2%
Outmigrated outside pipsa he is working I was told by his sister		1	0.1%
Outmigrated outside pipsa staying at Dukuduku looking after his		1	0.1%

File : AHRI.DREAMS.MultiLevel.CombinedDataset.2018.v2

ca_fieldcomm_attmp3: Comments for Contact attempt

Value	Label	Cases	Percentage
sister mother house.			
Outmigrated to Gauteng.		2	0.2%
Outmigrated to jozini studing		1	0.1%
Outmigrated to kwaManyamfu told by his uncle		1	0.1%
Outmigrated to outside pipsa		2	0.2%
Outmigrated to unknown destination		1	0.1%
Outmigration to kwabhoboza		1	0.1%
Outmigration to unknown destination within		1	0.1%
Outmigration within her boyfriend		1	0.1%
Over the phone appointment for Sunday		1	0.1%
Parent at the wedding		1	0.1%
Parent gave consent		1	0.1%
Parent not at home busy with exams Appointment on Friday		1	0.1%
Parent unavailable will be back later		1	0.1%
Parents at work		1	0.1%
Parents went to church conferences be back at night		1	0.1%
Participant always busy at work I was told by his sister goes early and comes back late at work I was told by his sister		1	0.1%
Participant and guardian are at the church		1	0.1%

File : AHRI.DREAMS.MultiLevel.CombinedDataset.2018.v2

ca_fieldcomm_attmp3: Comments for Contact attempt

Value	Label	Cases	Percentage
Participant at home but guardian at work check later tomorrow		1	0.1%
Participant at home but parent unavailable		1	0.1%
Participant available and his grandmother said I must come back tomorrow because today its very very hot		1	0.1%
Participant called me but unfortunately the timing was not right he went to Durban and will be back on Sunday		1	0.1%
Participant did not go to work today but his mother told that he went somewhere this morning. She did not mention the place.		1	0.1%
Participant granny is at kaManandi attended funeral.		1	0.1%
Participant hide himself. So I left and go.		1	0.1%
Participant is at school and his parents are not at home.		1	0.1%
Participant is at work Cambridge store at Mtuba town working everyday. She will be visited at during her lunch time.0715483369.		1	0.1%
Participant is schooling at Nkandla.		1	0.1%
Participant is working everyday and on Sunday she said		1	0.1%

File : AHRI.DREAMS.MultiLevel.CombinedDataset.2018.v2

ca_fieldcomm_attmp3: Comments for Contact attempt

Value	Label	Cases	Percentage
she used to go to another home.			
Participant told me to come next time she is not feeling well her baby is critical ill.she gave me her number to check on her		1	0.1%
Participant was at work.		1	0.1%
Participant was not present at home.		1	0.1%
Participant went out to play cricket. To visit him tomorrow in the morning.		1	0.1%
Participant went to attend Suterday class. To visit him later.		1	0.1%
Participant's age was not valid for cohort		1	0.1%
Partner told that ppt came back from Mandini.and today he went to work. I will check him on Suterday.		1	0.1%
Phone call made, he said i must visit him at 19h00 because when he is off he used to be busy with his own stuff.		1	0.1%
Ppt is at work at Lewis shop at Mtubatuba. App.for Monday 24/09/2018 was made.		1	0.1%
Ppt is not at home as he request to be visited at this time and his phone is off.		1	0.1%
Ppt refused to come out and send the		1	0.1%

File : AHRI.DREAMS.MultiLevel.CombinedDataset.2018.v2

ca_fieldcomm_attmp3: Comments for Contact attempt

Value	Label	Cases	Percentage
message of he is busy right now.			
Refusal		2	0.2%
Refused tired of AHRI		1	0.1%
Refused to participate		4	0.4%
Relocated to Nkodibe.		1	0.1%
Relocated to unknown destination		1	0.1%
She asked me to come tomorrow she said she is busy		1	0.1%
She has visited at Johannesburg for now check on 9th of December 2018		1	0.1%
She has visited to her boyfriend check on next week Saturday or Sunday only		1	0.1%
She have been discharged from hospital but she is living with her sister at Empangeni.		1	0.1%
She is very sick not able to talk she is I pains		1	0.1%
She is at work (Nandos).		1	0.1%
She is at work.		1	0.1%
She is in town app tomorrow		1	0.1%
She is not at home, they gave me her number when I phoned her, she told me that she is in Pietermaritzburg.		1	0.1%
She refused all		1	0.1%
She reported on the phone that she is not at home, she went to get water and she will be back home later in the day.		1	0.1%

File : AHRI.DREAMS.MultiLevel.CombinedDataset.2018.v2

ca_fieldcomm_attmp3: Comments for Contact attempt

Value	Label	Cases	Percentage
She said she has no time for interview.		1	0.1%
She said she is tired of Ahri research and she is busy ,she has a lot of work		1	0.1%
She went to Mtuba town for child grant money.		1	0.1%
She's at Hlabisa		1	0.1%
She's at work		3	0.3%
She's at work today check on Sunday only		1	0.1%
She's at work today check on next week Sunday only		1	0.1%
She's at work today her sister sad she will be off Monday		1	0.1%
She's in town		1	0.1%
She's in town today check tomorrow		2	0.2%
She's no longer stay at home She's study at Durban this year		1	0.1%
She's not at home		1	0.1%
She's not at home she's at work		1	0.1%
She's not at home she's in Mahlabathini		1	0.1%
She's not back yet check next week		1	0.1%
She's not sleeping in home today.		1	0.1%
She's staying at Somkhele where she's working now she only comes one's a week		1	0.1%
She's using alcohol so she wake up early in		1	0.1%

File : AHRI.DREAMS.MultiLevel.CombinedDataset.2018.v2

ca_fieldcomm_attmp3: Comments for Contact attempt

Value	Label	Cases	Percentage
the morning go to the tarven , it's difficult to find her .			
She's very busy please come next week Saturday after 13:00		1	0.1%
Soccer player boy check him tomorrow I was told by his granny		1	0.1%
Stay and work at Dukuduku he is a taxi driver there now I was told by his brother		1	0.1%
Still at work		1	0.1%
Still at work I call him and promise to be with me tomorrow		1	0.1%
Still not coming back check next week tuesday		1	0.1%
Still not yet back check month end		1	0.1%
Still not yet back was told by his mom		1	0.1%
Sunday visit		1	0.1%
Sunday visit now		1	0.1%
Sunday visit only call for appointment on 0607605204		1	0.1%
Survey conducted		1	0.1%
Survey conducted.		32	3.4%
Survey started.		7	0.8%
Tax driver always at work		1	0.1%
Taxi driver unavailable at home		1	0.1%
Taxy driver working today it not easy to found him around his wife told me.		1	0.1%

File : AHRI.DREAMS.MultiLevel.CombinedDataset.2018.v2

ca_fieldcomm_attmp3: Comments for Contact attempt

Value	Label	Cases	Percentage
The BS Owner does not know this participant.		1	0.1%
The is the feneral in this homestead. Her mother passed away.		1	0.1%
The mother of participant refused for her son. She is protecting her son because he is on ART since birth and he is so very sensitive when it comes to his hiv status.		1	0.1%
The neighbors sad he is staying at Empangeni now he comes back on weekends only		1	0.1%
There is funeral family member passed away		1	0.1%
There is nobody at home. To come back later in the day.		1	0.1%
They are at hlulhuwe building check on sunday maybe he will be back.		1	0.1%
This ppt is always not present at home.		1	0.1%
Thursday appointment he was buzy		1	0.1%
Today told at home that ppt went to Richards Bay but he will be back later.		1	0.1%
Told at home that participant went with the local teacher to his home at KwaMsane area. Ppt,s contact number given 0713940103		1	0.1%

File : AHRI.DREAMS.MultiLevel.CombinedDataset.2018.v2

ca_fieldcomm_attmp3: Comments for Contact attempt

Value	Label	Cases	Percentage
Told by neighbour person that, there is no one in this home today.		1	0.1%
Told by ppt,s sister at home that participant is working during the week and available on Sundays. To be visited next Sunday at 11h00 after church.		1	0.1%
Told that he will now stay at Hluluwe and other relatives.		1	0.1%
Took the children to the beach, her mother told me.		1	0.1%
Unable to go inside because of the vicious dogs and no one in the yard because it is raining		1	0.1%
Unavailable at home		12	1.3%
Unavailable at home app on Tuesday		1	0.1%
Unavailable at home he is ANC rally		1	0.1%
Unavailable at home he is a taxi driver		1	0.1%
Unavailable at home he is always busy		1	0.1%
Unavailable at home he is at Durban she didn't know when to be back home		1	0.1%
Unavailable at home he is at eMpangeni be back late		1	0.1%
Unavailable at home he is at school		1	0.1%
Unavailable at home his brother		1	0.1%

File : AHRI.DREAMS.MultiLevel.CombinedDataset.2018.v2

ca_fieldcomm_attmp3: Comments for Contact attempt

Value	Label	Cases	Percentage
don't know where is he			
Unavailable at home his cousin said he wake up early in the morning		1	0.1%
Unavailable at home his grandmother said he is at eNsane she didn't know when to come back at home		1	0.1%
Unavailable at home they don't know where is he		1	0.1%
Unavailable at home they say he is at Dukuduku		1	0.1%
Unavailable at home they say she in town		1	0.1%
Unavailable at home they think he is in the funeral		1	0.1%
Visit monthend		1	0.1%
Visited at work and she said she took early lunch today. So she gave me her new direction of place of stay at kwaMsane. To be visited on Sunday there.		1	0.1%
Visited his family around the area they are not working because of the weather.		1	0.1%
Visited participant at home and he was not there, told at home ppt is a self employed person. He is at town near Pep store where he is doing his work. Need to be visited there.		1	0.1%

File : AHRI.DREAMS.MultiLevel.CombinedDataset.2018.v2

ca_fieldcomm_attmp3: Comments for Contact attempt

Value	Label	Cases	Percentage
Visiting a friend		1	0.1%
Visiting partner		1	0.1%
Was not present at home.		1	0.1%
Was working night shift he is sleeping		1	0.1%
Went back again later and told that Participant went out with his friends to play.		1	0.1%
Went early for special meeting check him next sunday		1	0.1%
Went out		2	0.2%
Went out for boozing told by his mom		1	0.1%
Went out with friends.		1	0.1%
Went out with his girlfriend they are at Mphangeni. They will be back lait today.		1	0.1%
Went to Durban for job seeker I was told by his mother		1	0.1%
Went to Empangeni		1	0.1%
Went to Somkhele area to Ntombela homestead where Participant is staying now. App.for tomorrow was made.		1	0.1%
Went to eMacambini I was told by his mother		1	0.1%
Went to fetch ,water pls check him tom0rrow		1	0.1%
Went to participate		1	0.1%
Went to school to take his report		1	0.1%

File : AHRI.DREAMS.MultiLevel.CombinedDataset.2018.v2

ca_fieldcomm_attmp3: Comments for Contact attempt

Value	Label	Cases	Percentage
Went to see a doctor		1	0.1%
Went to town I was told by his sister		1	0.1%
Went to town I was told by jis brother		1	0.1%
Went to visit her sister at Dukuduku he will be back on sat		1	0.1%
Went to visit his sister he will be back on the 7th Dec I was told by his brother		1	0.1%
Went to work at the clinic		1	0.1%
Will be off tomorrow check early because he said he will go to town tomorrow.		1	0.1%
Willihg to participate.		1	0.1%
Willing to pargicipate		1	0.1%
Willing to participant		1	0.1%
Willing to participate		61	6.6%
Willing to participate ,Surnai and names on I'D book is Makukule Melusi Ayabonga		1	0.1%
Willing to participate in interview only.		1	0.1%
Willing to participate.		10	1.1%
Work at Municipality Mtuba always at work I was told by his mother		1	0.1%
Working Will be off Tuesday his sister told me		1	0.1%
Working at Hlabisa as security.		1	0.1%

File : AHRI.DREAMS.MultiLevel.CombinedDataset.2018.v2

ca_fieldcomm_attmp3: Comments for Contact attempt

Value	Label	Cases	Percentage
Working in mayini off today but in town.		1	0.1%
Working in town		1	0.1%
Working today		1	0.1%
Working today will be back after 16:30		1	0.1%

Warning: these figures indicate the number of cases found in the data file. They cannot be interpreted as summary statistics of the population of interest.

ca_contact_attmp4: Conducting Contact Attempt

Information	[Type= discrete] [Format=numeric] [Range= 0-98] [Missing=*]
Statistics [NW/ W]	[Valid=592 /-] [Invalid=3828 /-]

Value	Label	Cases	Percentage
0	No, I have never had it	0	
1	Yes	516	87.2%
2	No	76	12.8%
3	Yes, but not sure about the exact age	0	
90	I am not sure	0	
93	Prefer not to answer	0	
95	Not had sex with this partner in the last 4 weeks	0	
97	N/A	0	
98	Don't know	0	
Sysmiss		3828	

Warning: these figures indicate the number of cases found in the data file. They cannot be interpreted as summary statistics of the population of interest.

ca_staffname_attmp4: Staff Member

Information	[Type= discrete] [Format=character] [Missing=*]
Statistics [NW/ W]	[Valid=517 /-] [Invalid=0 /-]

# ca_datetime_attmp4: Attempt Date and Time			
Information	[Type= discrete] [Format=character] [Missing=*]		
Statistics [NW/ W]	[Valid=518 -/]		
# ca_was_contacted_attmp4: Was the participant contacted			
Information	[Type= discrete] [Format=numeric] [Range= 0-98] [Missing=*]		
Statistics [NW/ W]	[Valid=517 -/] [Invalid=3903 -/]		
Value	Label	Cases	Percentage
0	No, I have never had it	0	
1	Yes	184	<div><div></div></div> 35.6%
2	No	333	<div><div></div></div> 64.4%
3	Yes, but not sure about the exact age	0	
90	I am not sure	0	
93	Prefer not to answer	0	
95	Not had sex with this partner in the last 4 weeks	0	
97	N/A	0	
98	Don't know	0	
Sysmiss		3903	
Warning: these figures indicate the number of cases found in the data file. They cannot be interpreted as summary statistics of the population of interest.			
# ca_was_parenthome_attmp4: Was the participant's parent or guardian at home			
Information	[Type= discrete] [Format=numeric] [Range= 0-98] [Missing=*]		
Statistics [NW/ W]	[Valid=88 -/] [Invalid=4332 -/]		
Value	Label	Cases	Percentage
0	No, I have never had it	0	
1	Yes	73	<div><div></div></div> 83.0%
2	No	15	<div><div></div></div> 17.0%
3	Yes, but not sure about the exact age	0	
90	I am not sure	0	
93	Prefer not to answer	0	
95	Not had sex with this partner in the last 4 weeks	0	
97	N/A	0	
98	Don't know	0	
Sysmiss		4332	
Warning: these figures indicate the number of cases found in the data file. They cannot be interpreted as summary statistics of the population of interest.			
# ca_parental_consent_attmp4: Was parent or guardian willing to give Informed Consent?			
Information	[Type= discrete] [Format=numeric] [Range= 0-98] [Missing=*]		
Statistics [NW/ W]	[Valid=72 -/] [Invalid=4348 -/]		
Value	Label	Cases	Percentage
0	No, I have never had it	0	
1	Yes	69	<div><div></div></div> 95.8%
2	No	3	<div><div></div></div> 4.2%
3	Yes, but not sure about the exact age	0	
90	I am not sure	0	
93	Prefer not to answer	0	
95	Not had sex with this partner in the last 4 weeks	0	
97	N/A	0	

# ca_parental_consent_attmp4: Was parent or guardian willing to give Informed Consent?			
Value	Label	Cases	Percentage
98	Don't know	0	
Sysmiss		4348	
Warning: these figures indicate the number of cases found in the data file. They cannot be interpreted as summary statistics of the population of interest.			
# ca_req_samesex_attmp4: Did the participant asked to be interviewed by a same sex Tracker?			
Information	[Type= discrete] [Format=numeric] [Range= 0-98] [Missing=*]		
Statistics [NW/ W]	[Valid=177 /-] [Invalid=4243 /-]		
Value	Label	Cases	Percentage
0	No, I have never had it	0	
1	Yes	0	
2	No	177	<div><div></div></div> 100.0%
3	Yes, but not sure about the exact age	0	
90	I am not sure	0	
93	Prefer not to answer	0	
95	Not had sex with this partner in the last 4 weeks	0	
97	N/A	0	
98	Don't know	0	
Sysmiss		4243	
Warning: these figures indicate the number of cases found in the data file. They cannot be interpreted as summary statistics of the population of interest.			
# ca_samesex_reas_attmp4: What is the reason why the participant requested a same sex Tracker?			
Information	[Type= discrete] [Format=character] [Missing=*]		
Statistics [NW/ W]	[Valid=0 /-] [Invalid=0 /-]		
# ca_surveyed_attmp4: Was the participant contacted and willing to be surveyed?			
Information	[Type= discrete] [Format=numeric] [Range= 0-98] [Missing=*]		
Statistics [NW/ W]	[Valid=177 /-] [Invalid=4243 /-]		
Value	Label	Cases	Percentage
0	No, I have never had it	0	
1	Yes	158	<div><div></div></div> 89.3%
2	No	19	<div><div></div></div> 10.7%
3	Yes, but not sure about the exact age	0	
90	I am not sure	0	
93	Prefer not to answer	0	
95	Not had sex with this partner in the last 4 weeks	0	
97	N/A	0	
98	Don't know	0	
Sysmiss		4243	
Warning: these figures indicate the number of cases found in the data file. They cannot be interpreted as summary statistics of the population of interest.			
# ca_refused_attmp4: Did the participant / parent / guardian refused participation?			
Information	[Type= discrete] [Format=numeric] [Range= 0-98] [Missing=*]		
Statistics [NW/ W]	[Valid=22 /-] [Invalid=4398 /-]		
Value	Label	Cases	Percentage
0	No, I have never had it	0	
1	Yes	13	<div><div></div></div> 59.1%

# ca_refused_attmp4: Did the participant / parent / guardian refused participation?			
Value	Label	Cases	Percentage
2	No	9	<div><div></div></div> 40.9%
3	Yes, but not sure about the exact age	0	
90	I am not sure	0	
93	Prefer not to answer	0	
95	Not had sex with this partner in the last 4 weeks	0	
97	N/A	0	
98	Don't know	0	
Sysmiss		4398	
Warning: these figures indicate the number of cases found in the data file. They cannot be interpreted as summary statistics of the population of interest.			
# ca_resch_vsdate_attmp4: Reschedule next visit date			
Information	[Type= discrete] [Format=character] [Missing=*]		
Statistics [NW/ W]	[Valid=9 /-]		
# ca_fieldcomm_attmp4: Comments for Contact attempt			
Information	[Type= discrete] [Format=character] [Missing=*]		
Statistics [NW/ W]	[Valid=502 /-]		
# ca_contact_attmp5: Conducting Contact Attempt			
Information	[Type= discrete] [Format=numeric] [Range= 0-98] [Missing=*]		
Statistics [NW/ W]	[Valid=350 /-] [Invalid=4070 /-]		
Value	Label	Cases	Percentage
0	No, I have never had it	0	<div><div></div></div>
1	Yes	207	
2	No	143	
3	Yes, but not sure about the exact age	0	
90	I am not sure	0	
93	Prefer not to answer	0	
95	Not had sex with this partner in the last 4 weeks	0	
97	N/A	0	
98	Don't know	0	
Sysmiss		4070	
Warning: these figures indicate the number of cases found in the data file. They cannot be interpreted as summary statistics of the population of interest.			
# ca_staffname_attmp5: Staff Member			
Information	[Type= discrete] [Format=character] [Missing=*]		
Statistics [NW/ W]	[Valid=207 /-] [Invalid=0 /-]		
# ca_datetime_attmp5: Attempt Date and Time			
Information	[Type= discrete] [Format=character] [Missing=*]		
Statistics [NW/ W]	[Valid=207 /-]		
# ca_was_contacted_attmp5: Was the participant contacted			
Information	[Type= discrete] [Format=numeric] [Range= 0-98] [Missing=*]		
Statistics [NW/ W]	[Valid=207 /-] [Invalid=4213 /-]		
Value	Label	Cases	Percentage
0	No, I have never had it	0	

# ca_was_contacted_attmp5: Was the participant contacted			
Value	Label	Cases	Percentage
1	Yes	74	<div><div></div></div> 35.7%
2	No	133	<div><div></div></div> 64.3%
3	Yes, but not sure about the exact age	0	
90	I am not sure	0	
93	Prefer not to answer	0	
95	Not had sex with this partner in the last 4 weeks	0	
97	N/A	0	
98	Don't know	0	
Sysmiss		4213	
Warning: these figures indicate the number of cases found in the data file. They cannot be interpreted as summary statistics of the population of interest.			
# ca_was_parenthome_attmp5: Was the participant's parent or guardian at home			
Information	[Type= discrete] [Format=numeric] [Range= 0-98] [Missing=*]		
Statistics [NW/ W]	[Valid=27 /-] [Invalid=4393 /-]		
Value	Label	Cases	Percentage
0	No, I have never had it	0	
1	Yes	21	<div><div></div></div> 77.8%
2	No	6	<div><div></div></div> 22.2%
3	Yes, but not sure about the exact age	0	
90	I am not sure	0	
93	Prefer not to answer	0	
95	Not had sex with this partner in the last 4 weeks	0	
97	N/A	0	
98	Don't know	0	
Sysmiss		4393	
Warning: these figures indicate the number of cases found in the data file. They cannot be interpreted as summary statistics of the population of interest.			
# ca_parental_consent_attmp5: Was parent or guardian willing to give Informed Consent?			
Information	[Type= discrete] [Format=numeric] [Range= 0-98] [Missing=*]		
Statistics [NW/ W]	[Valid=20 /-] [Invalid=4400 /-]		
Value	Label	Cases	Percentage
0	No, I have never had it	0	
1	Yes	19	<div><div></div></div> 95.0%
2	No	1	<div><div></div></div> 5.0%
3	Yes, but not sure about the exact age	0	
90	I am not sure	0	
93	Prefer not to answer	0	
95	Not had sex with this partner in the last 4 weeks	0	
97	N/A	0	
98	Don't know	0	
Sysmiss		4400	
Warning: these figures indicate the number of cases found in the data file. They cannot be interpreted as summary statistics of the population of interest.			
# ca_req_samesex_attmp5: Did the participant asked to be interviewed by a same sex Tracker?			
Information	[Type= discrete] [Format=numeric] [Range= 0-98] [Missing=*]		
Statistics [NW/ W]	[Valid=73 /-] [Invalid=4347 /-]		

ca_req_samesex_attmp5: Did the participant asked to be interviewed by a same sex Tracker?

Value	Label	Cases	Percentage
0	No, I have never had it	0	
1	Yes	0	
2	No	73	100.0%
3	Yes, but not sure about the exact age	0	
90	I am not sure	0	
93	Prefer not to answer	0	
95	Not had sex with this partner in the last 4 weeks	0	
97	N/A	0	
98	Don't know	0	
Sysmiss		4347	

Warning: these figures indicate the number of cases found in the data file. They cannot be interpreted as summary statistics of the population of interest.

ca_samesex_reas_attmp5: What is the reason why the participant requested a same sex Tracker?

Information	[Type= discrete] [Format=character] [Missing=*]
Statistics [NW/ W]	[Valid=0 /-] [Invalid=0 /-]

ca_surveyed_attmp5: Was the participant contacted and willing to be surveyed?

Information	[Type= discrete] [Format=numeric] [Range= 0-98] [Missing=*]
Statistics [NW/ W]	[Valid=73 /-] [Invalid=4347 /-]

Value	Label	Cases	Percentage
0	No, I have never had it	0	
1	Yes	57	78.1%
2	No	16	21.9%
3	Yes, but not sure about the exact age	0	
90	I am not sure	0	
93	Prefer not to answer	0	
95	Not had sex with this partner in the last 4 weeks	0	
97	N/A	0	
98	Don't know	0	
Sysmiss		4347	

Warning: these figures indicate the number of cases found in the data file. They cannot be interpreted as summary statistics of the population of interest.

ca_refused_attmp5: Did the participant / parent / guardian refused participation?

Information	[Type= discrete] [Format=numeric] [Range= 0-98] [Missing=*]
Statistics [NW/ W]	[Valid=17 /-] [Invalid=4403 /-]

Value	Label	Cases	Percentage
0	No, I have never had it	0	
1	Yes	11	64.7%
2	No	6	35.3%
3	Yes, but not sure about the exact age	0	
90	I am not sure	0	
93	Prefer not to answer	0	
95	Not had sex with this partner in the last 4 weeks	0	
97	N/A	0	
98	Don't know	0	
Sysmiss		4403	

# ca_refused_attmp5: Did the participant / parent / guardian refused participation?			
Warning: these figures indicate the number of cases found in the data file. They cannot be interpreted as summary statistics of the population of interest.			
# ca_resch_vsdate_attmp5: Reschedule next visit date			
Information		[Type= discrete] [Format=character] [Missing=*]	
Statistics [NW/ W]		[Valid=2 -/]	
# ca_fieldcomm_attmp5: Comments for Contact attempt			
Information		[Type= discrete] [Format=character] [Missing=*]	
Statistics [NW/ W]		[Valid=199 -/]	
# ca_contact_attmp6: Conducting Contact Attempt			
Information		[Type= discrete] [Format=numeric] [Range= 0-98] [Missing=*]	
Statistics [NW/ W]		[Valid=141 -/] [Invalid=4279 -/]	
Value	Label	Cases	Percentage
0	No, I have never had it	0	
1	Yes	67	<div><div></div></div> 47.5%
2	No	74	<div><div></div></div> 52.5%
3	Yes, but not sure about the exact age	0	
90	I am not sure	0	
93	Prefer not to answer	0	
95	Not had sex with this partner in the last 4 weeks	0	
97	N/A	0	
98	Don't know	0	
Sysmiss		4279	
Warning: these figures indicate the number of cases found in the data file. They cannot be interpreted as summary statistics of the population of interest.			
# ca_staffname_attmp6: Staff Member			
Information		[Type= discrete] [Format=character] [Missing=*]	
Statistics [NW/ W]		[Valid=67 -/] [Invalid=0 -/]	
# ca_datetime_attmp6: Attempt Date and Time			
Information		[Type= discrete] [Format=character] [Missing=*]	
Statistics [NW/ W]		[Valid=67 -/]	
# ca_was_contacted_attmp6: Was the participant contacted			
Information		[Type= discrete] [Format=numeric] [Range= 0-98] [Missing=*]	
Statistics [NW/ W]		[Valid=67 -/] [Invalid=4353 -/]	
Value	Label	Cases	Percentage
0	No, I have never had it	0	
1	Yes	25	<div><div></div></div> 37.3%
2	No	42	<div><div></div></div> 62.7%
3	Yes, but not sure about the exact age	0	
90	I am not sure	0	
93	Prefer not to answer	0	
95	Not had sex with this partner in the last 4 weeks	0	
97	N/A	0	
98	Don't know	0	
Sysmiss		4353	
Warning: these figures indicate the number of cases found in the data file. They cannot be interpreted as summary statistics of the population of interest.			

# ca_was_parenthome_attmp6: Was the participant's parent or guardian at home			
Information	[Type= discrete] [Format=numeric] [Range= 0-98] [Missing=*]		
Statistics [NW/ W]	[Valid=8 /-] [Invalid=4412 /-]		
Value	Label	Cases	Percentage
0	No, I have never had it	0	
1	Yes	5	<div></div> 62.5%
2	No	3	<div></div> 37.5%
3	Yes, but not sure about the exact age	0	
90	I am not sure	0	
93	Prefer not to answer	0	
95	Not had sex with this partner in the last 4 weeks	0	
97	N/A	0	
98	Don't know	0	
Sysmiss		4412	
Warning: these figures indicate the number of cases found in the data file. They cannot be interpreted as summary statistics of the population of interest.			
# ca_parental_consent_attmp6: Was parent or guardian willing to give Informed Consent?			
Information	[Type= discrete] [Format=numeric] [Range= 0-98] [Missing=*]		
Statistics [NW/ W]	[Valid=5 /-] [Invalid=4415 /-]		
Value	Label	Cases	Percentage
0	No, I have never had it	0	
1	Yes	5	<div></div> 100.0%
2	No	0	
3	Yes, but not sure about the exact age	0	
90	I am not sure	0	
93	Prefer not to answer	0	
95	Not had sex with this partner in the last 4 weeks	0	
97	N/A	0	
98	Don't know	0	
Sysmiss		4415	
Warning: these figures indicate the number of cases found in the data file. They cannot be interpreted as summary statistics of the population of interest.			
# ca_req_samesex_attmp6: Did the participant asked to be interviewed by a same sex Tracker?			
Information	[Type= discrete] [Format=numeric] [Range= 0-98] [Missing=*]		
Statistics [NW/ W]	[Valid=25 /-] [Invalid=4395 /-]		
Value	Label	Cases	Percentage
0	No, I have never had it	0	
1	Yes	0	
2	No	25	<div></div> 100.0%
3	Yes, but not sure about the exact age	0	
90	I am not sure	0	
93	Prefer not to answer	0	
95	Not had sex with this partner in the last 4 weeks	0	
97	N/A	0	
98	Don't know	0	
Sysmiss		4395	
Warning: these figures indicate the number of cases found in the data file. They cannot be interpreted as summary statistics of the population of interest.			

# ca_samesex_reas_attmp6: What is the reason why the participant requested a same sex Tracker?				
Information	[Type= discrete] [Format=character] [Missing=*]			
Statistics [NW/ W]	[Valid=0 -] [Invalid=0 -]			
# ca_surveyed_attmp6: Was the participant contacted and willing to be surveyed?				
Information	[Type= discrete] [Format=numeric] [Range= 0-98] [Missing=*]			
Statistics [NW/ W]	[Valid=25 -] [Invalid=4395 -]			
Value	Label	Cases	Percentage	
0	No, I have never had it	0	<div><div></div></div> 84.0%	
1	Yes	21		
2	No	4		<div><div></div></div> 16.0%
3	Yes, but not sure about the exact age	0		
90	I am not sure	0		
93	Prefer not to answer	0		
95	Not had sex with this partner in the last 4 weeks	0		
97	N/A	0		
98	Don't know	0		
Sysmiss		4395		
Warning: these figures indicate the number of cases found in the data file. They cannot be interpreted as summary statistics of the population of interest.				
# ca_refused_attmp6: Did the participant / parent / guardian refused participation?				
Information	[Type= discrete] [Format=numeric] [Range= 0-98] [Missing=*]			
Statistics [NW/ W]	[Valid=4 -] [Invalid=4416 -]			
Value	Label	Cases	Percentage	
0	No, I have never had it	0	<div><div></div></div> 100.0%	
1	Yes	4		
2	No	0		
3	Yes, but not sure about the exact age	0		
90	I am not sure	0		
93	Prefer not to answer	0		
95	Not had sex with this partner in the last 4 weeks	0		
97	N/A	0		
98	Don't know	0		
Sysmiss		4416		
Warning: these figures indicate the number of cases found in the data file. They cannot be interpreted as summary statistics of the population of interest.				
# ca_resch_vsdate_attmp6: Reschedule next visit date				
Information	[Type= discrete] [Format=character] [Missing=*]			
Statistics [NW/ W]	[Valid=0 -]			
# ca_fieldcomm_attmp6: Comments for Contact attempt				
Information	[Type= discrete] [Format=character] [Missing=*]			
Statistics [NW/ W]	[Valid=63 -]			
# ca_refused_by: Who refuse participation?				
Information	[Type= discrete] [Format=numeric] [Range= 1-96] [Missing=*]			
Statistics [NW/ W]	[Valid=192 -] [Invalid=4228 -]			

ca_refused_by: Who refuse participation?

Value	Label	Cases	Percentage
1	Self	161	83.9%
2	Partner	0	
3	HH Head	8	4.2%
4	BS Owner	3	1.6%
5		19	9.9%
96	Other, specify	1	0.5%
Sysmiss		4228	

Warning: these figures indicate the number of cases found in the data file. They cannot be interpreted as summary statistics of the population of interest.

ca_refused_byoth: Specify other person who refused participation:

Information	[Type= discrete] [Format=character] [Missing=*]
Statistics [NW/ W]	[Valid=1 /-] [Invalid=0 /-]

ca_proj_handover_request: Fieldworker: Request handover of Non

Information	[Type= discrete] [Format=numeric] [Range= 0-98] [Missing=*]
Statistics [NW/ W]	[Valid=2177 /-] [Invalid=2243 /-]

Value	Label	Cases	Percentage
0	No, I have never had it	0	
1	Yes	485	22.3%
2	No	1692	77.7%
3	Yes, but not sure about the exact age	0	
90	I am not sure	0	
93	Prefer not to answer	0	
95	Not had sex with this partner in the last 4 weeks	0	
97	N/A	0	
98	Don't know	0	
Sysmiss		2243	

Warning: these figures indicate the number of cases found in the data file. They cannot be interpreted as summary statistics of the population of interest.

ca_proj_noncontact_reas: Select reason for non

Information	[Type= discrete] [Format=numeric] [Range= 4-96] [Missing=*]
Statistics [NW/ W]	[Valid=546 /-] [Invalid=3874 /-]

Value	Label	Cases	Percentage
4	Not found after 4 attempts	217	39.7%
7	Temporarily away for more than 2 months	37	6.8%
8	Stay in currently Avoided BS/HH	1	0.2%
9	Outmigrated to unknown destination	55	10.1%
11	Out-migrated within PIPSA, but unable to visit	99	18.1%
12	Contacted, but unable to conduct survey after 4x contact attempts	3	0.5%
13	Unable to acquire parental consent after 4x contact visits	2	0.4%
14	Reported to be involved in gang activities	3	0.5%
96	Other, specify	129	23.6%
Sysmiss		3874	

Warning: these figures indicate the number of cases found in the data file. They cannot be interpreted as summary statistics of the population of interest.

ca_proj_noncontct_reasoht: Specify other reason for non

Information	[Type= discrete] [Format=character] [Missing=*]
-------------	---

# ca_proj_noncontct_reasoht: Specify other reason for non			
Statistics [NW/ W]		[Valid=142 /-]	
# ca_transnotes_proj: Fieldworker: Please provide narrative			
Information		[Type= discrete] [Format=character] [Missing=*]	
Statistics [NW/ W]		[Valid=547 /-]	
# ca_coordn_approval: Was this request for a Non			
Information		[Type= discrete] [Format=numeric] [Range= 1-2] [Missing=*]	
Statistics [NW/ W]		[Valid=493 /-] [Invalid=3927 /-]	
Value	Label	Cases	Percentage
1	Yes, approved	485	<div><div></div></div> 98.4%
2	No, denied	8	<div><div></div></div> 1.6%
Sysmiss		3927	
Warning: these figures indicate the number of cases found in the data file. They cannot be interpreted as summary statistics of the population of interest.			
# ca_coordn_reject_reas: Why was this request was denied?			
Information		[Type= discrete] [Format=character] [Missing=*]	
Statistics [NW/ W]		[Valid=10 /-] [Invalid=0 /-]	
# ca_premature_comp: Was this a Pre			
Information		[Type= discrete] [Format=numeric] [Range= 0-98] [Missing=*]	
Statistics [NW/ W]		[Valid=1354 /-] [Invalid=3066 /-]	
Value	Label	Cases	Percentage
0	No, I have never had it	0	
1	Yes	639	<div><div></div></div> 47.2%
2	No	715	<div><div></div></div> 52.8%
3	Yes, but not sure about the exact age	0	
90	I am not sure	0	
93	Prefer not to answer	0	
95	Not had sex with this partner in the last 4 weeks	0	
97	N/A	0	
98	Don't know	0	
Sysmiss		3066	
Warning: these figures indicate the number of cases found in the data file. They cannot be interpreted as summary statistics of the population of interest.			
# ca_premature_reas: Select reason for pre			
Information		[Type= discrete] [Format=numeric] [Range= 1-96] [Missing=*]	
Statistics [NW/ W]		[Valid=640 /-] [Invalid=3780 /-]	
Value	Label	Cases	Percentage
1	Reported dead?	10	<div><div></div></div> 1.6%
2	Outmigrated outside PIPSA	600	<div><div></div></div> 93.8%
96	Other, specify	30	<div><div></div></div> 4.7%
Sysmiss		3780	
Warning: these figures indicate the number of cases found in the data file. They cannot be interpreted as summary statistics of the population of interest.			
# ca_premature_reasoht: Specify other reason for pre			
Information		[Type= discrete] [Format=character] [Missing=*]	
Statistics [NW/ W]		[Valid=30 /-]	

# ca_visitdate: Visit Date			
Information		[Type= discrete] [Format=character] [Missing=*]	
Statistics [NW/ W]		[Valid=3936 /-]	
# pd_dob: Date Of Birth			
Information		[Type= discrete] [Format=character] [Missing=*]	
Statistics [NW/ W]		[Valid=4420 /-]	
# pd_age: Age			
Information		[Type= continuous] [Format=numeric] [Range= 13-37] [Missing=*]	
Statistics [NW/ W]		[Valid=3116 /-] [Invalid=1304 /-] [Mean=22.257 /-] [StdDev=6.091 /-]	
# pd_sex: Sex			
Information		[Type= discrete] [Format=numeric] [Range= 1-2] [Missing=*]	
Statistics [NW/ W]		[Valid=4420 /-] [Invalid=0 /-]	
Value	Label	Cases	Percentage
1	Male	3580	<div></div> 81.0%
2	Female	840	<div></div> 19.0%
Warning: these figures indicate the number of cases found in the data file. They cannot be interpreted as summary statistics of the population of interest.			
# ConsortStatus: Consort Status - participants grouping based on study outcome			
Information		[Type= discrete] [Format=character] [Missing=*]	
Statistics [NW/ W]		[Valid=4420 /-] [Invalid=0 /-]	

# ac_assess_step1: HAPPY with Step 1?			
Information	[Type= discrete] [Format=numeric] [Range= 1-2] [Missing=*]		
Statistics [NW/ W]	[Valid=3103 /-] [Invalid=1317 /-]		
Value	Label	Cases	Percentage
1	Yes, seek signature	3072	99.0%
2	No, not happy	31	1.0%
Sysmiss		1317	
Warning: these figures indicate the number of cases found in the data file. They cannot be interpreted as summary statistics of the population of interest.			
# ac_assess_step2: HAPPY with Step 2?			
Information	[Type= discrete] [Format=numeric] [Range= 1-2] [Missing=*]		
Statistics [NW/ W]	[Valid=31 /-] [Invalid=4389 /-]		
Value	Label	Cases	Percentage
1	Yes, seek signature	0	
2	No, not happy	31	100.0%
Sysmiss		4389	
Warning: these figures indicate the number of cases found in the data file. They cannot be interpreted as summary statistics of the population of interest.			
# ac_assess_step3: HAPPY with Step 3?			
Information	[Type= discrete] [Format=numeric] [Range= 1-2] [Missing=*]		
Statistics [NW/ W]	[Valid=32 /-] [Invalid=4388 /-]		
Value	Label	Cases	Percentage
1	Yes, seek signature	1	3.1%
2	No, not happy	31	96.9%
Sysmiss		4388	
Warning: these figures indicate the number of cases found in the data file. They cannot be interpreted as summary statistics of the population of interest.			
# ac_assess_result: Is this individual capable to participate?			
Information	[Type= discrete] [Format=numeric] [Range= 0-98] [Missing=*]		
Statistics [NW/ W]	[Valid=3103 /-] [Invalid=1317 /-]		
Value	Label	Cases	Percentage
0	No, I have never had it	0	
1	Yes	3065	98.8%
2	No	38	1.2%
3	Yes, but not sure about the exact age	0	
90	I am not sure	0	
93	Prefer not to answer	0	
95	Not had sex with this partner in the last 4 weeks	0	
97	N/A	0	
98	Don't know	0	
Sysmiss		1317	
Warning: these figures indicate the number of cases found in the data file. They cannot be interpreted as summary statistics of the population of interest.			
# ic_indiv_age_verify2: Was the participant's age verified			
Information	[Type= discrete] [Format=numeric] [Range= 0-98] [Missing=*]		
Statistics [NW/ W]	[Valid=938 /-] [Invalid=3482 /-]		
Value	Label	Cases	Percentage
0	No, I have never had it	0	

# ic_indiv_age_verify2: Was the participant's age verified			
Value	Label	Cases	Percentage
1	Yes	871	<div><div></div></div> 92.9%
2	No	67	<div><div></div></div> 7.1%
3	Yes, but not sure about the exact age	0	
90	I am not sure	0	
93	Prefer not to answer	0	
95	Not had sex with this partner in the last 4 weeks	0	
97	N/A	0	
98	Don't know	0	
Sysmiss		3482	
Warning: these figures indicate the number of cases found in the data file. They cannot be interpreted as summary statistics of the population of interest.			
# ic_indiv_verified_how2: By which method was the participant's age verified			
Information	[Type= discrete] [Format=numeric] [Range= 1-96] [Missing=*]		
Statistics [NW/ W]	[Valid=866 /-] [Invalid=3554 /-]		
Value	Label	Cases	Percentage
1	Birth Certificate	800	<div><div></div></div> 92.4%
2	ID	23	<div><div></div></div> 2.7%
96	Other, specify	43	<div><div></div></div> 5.0%
Sysmiss		3554	
Warning: these figures indicate the number of cases found in the data file. They cannot be interpreted as summary statistics of the population of interest.			
# ic_indiv_verified_how_oth2: By which method was the participant's age verified			
Information	[Type= discrete] [Format=character] [Missing=*]		
Statistics [NW/ W]	[Valid=42 /-] [Invalid=0 /-]		
# ic_indiv_who_consent2: Who has given permission on behalf of the participant to participate in this stu			
Information	[Type= discrete] [Format=numeric] [Range= 1-96] [Missing=*]		
Statistics [NW/ W]	[Valid=868 /-] [Invalid=3552 /-]		
Value	Label	Cases	Percentage
1	Parent	531	<div><div></div></div> 61.2%
2	Legal Guardian	267	<div><div></div></div> 30.8%
3	Care Provided	69	<div><div></div></div> 7.9%
96	Other, specify	1	<div><div></div></div> 0.1%
Sysmiss		3552	
Warning: these figures indicate the number of cases found in the data file. They cannot be interpreted as summary statistics of the population of interest.			
# ic_indiv_child_dob_full: Please specify the Date of Birth of your child / child you care for			
Information	[Type= discrete] [Format=character] [Missing=*]		
Statistics [NW/ W]	[Valid=936 /-]		
# ic_indiv_child_dob_part: Please specify the Partial Date of Birth of your child / child you care for			
Information	[Type= discrete] [Format=character] [Missing=*]		
Statistics [NW/ W]	[Valid=23 /-] [Invalid=0 /-]		
# ic_indiv_enough_info2: Did you get enough information about this study?			
Information	[Type= discrete] [Format=numeric] [Range= 0-98] [Missing=*]		
Statistics [NW/ W]	[Valid=945 /-] [Invalid=3475 /-]		

# ic_indiv_enough_info2: Did you get enough information about this study?			
Value	Label	Cases	Percentage
0	No, I have never had it	0	
1	Yes	944	99.9%
2	No	1	0.1%
3	Yes, but not sure about the exact age	0	
90	I am not sure	0	
93	Prefer not to answer	0	
95	Not had sex with this partner in the last 4 weeks	0	
97	N/A	0	
98	Don't know	0	
Sysmiss		3475	
Warning: these figures indicate the number of cases found in the data file. They cannot be interpreted as summary statistics of the population of interest.			
# ic_indiv_ask_questions2: Have you been given the opportunity to ask questions about research and your que			
Information	[Type= discrete] [Format=numeric] [Range= 0-98] [Missing=*]		
Statistics [NW/ W]	[Valid=946 /-] [Invalid=3474 /-]		
Value	Label	Cases	Percentage
0	No, I have never had it	0	
1	Yes	945	99.9%
2	No	1	0.1%
3	Yes, but not sure about the exact age	0	
90	I am not sure	0	
93	Prefer not to answer	0	
95	Not had sex with this partner in the last 4 weeks	0	
97	N/A	0	
98	Don't know	0	
Sysmiss		3474	
Warning: these figures indicate the number of cases found in the data file. They cannot be interpreted as summary statistics of the population of interest.			
# ic_indiv_consent_dreams2: Do you agree that your child to participante in this study?			
Information	[Type= discrete] [Format=numeric] [Range= 0-98] [Missing=*]		
Statistics [NW/ W]	[Valid=946 /-] [Invalid=3474 /-]		
Value	Label	Cases	Percentage
0	No, I have never had it	0	
1	Yes	945	99.9%
2	No	1	0.1%
3	Yes, but not sure about the exact age	0	
90	I am not sure	0	
93	Prefer not to answer	0	
95	Not had sex with this partner in the last 4 weeks	0	
97	N/A	0	
98	Don't know	0	
Sysmiss		3474	
Warning: these figures indicate the number of cases found in the data file. They cannot be interpreted as summary statistics of the population of interest.			
# ic_indiv_consent_hsv_2: Do you agree to have a your DBS used for HSV			
Information	[Type= discrete] [Format=numeric] [Range= 0-98] [Missing=*]		

# ic_indiv_consent_hsv_2: Do you agree to have a your DBS used for HSV			
Statistics [NW/ W]		[Valid=946 /-] [Invalid=3474 /-]	
Value	Label	Cases	Percentage
0	No, I have never had it	0	
1	Yes	910	<div><div></div></div> 96.2%
2	No	36	<div><div></div></div> 3.8%
3	Yes, but not sure about the exact age	0	
90	I am not sure	0	
93	Prefer not to answer	0	
95	Not had sex with this partner in the last 4 weeks	0	
97	N/A	0	
98	Don't know	0	
Sysmiss		3474	
Warning: these figures indicate the number of cases found in the data file. They cannot be interpreted as summary statistics of the population of interest.			
# ic_indv_dbs_for_pip2: Has your baby ever donated blood on this year for a home			
Information		[Type= discrete] [Format=numeric] [Range= 0-98] [Missing=*]	
Statistics [NW/ W]		[Valid=36 /-] [Invalid=4384 /-]	
Value	Label	Cases	Percentage
0	No, I have never had it	0	
1	Yes	8	<div><div></div></div> 22.2%
2	No	28	<div><div></div></div> 77.8%
3	Yes, but not sure about the exact age	0	
90	I am not sure	0	
93	Prefer not to answer	0	
95	Not had sex with this partner in the last 4 weeks	0	
97	N/A	0	
98	Don't know	0	
Sysmiss		4384	
Warning: these figures indicate the number of cases found in the data file. They cannot be interpreted as summary statistics of the population of interest.			
# ic_indv_use_pip_hsv2_2: Do you agree to having a dry blood spot taken for anonymous HSV2 testing?			
Information		[Type= discrete] [Format=numeric] [Range= 0-98] [Missing=*]	
Statistics [NW/ W]		[Valid=8 /-] [Invalid=4412 /-]	
Value	Label	Cases	Percentage
0	No, I have never had it	0	
1	Yes	7	<div><div></div></div> 87.5%
2	No	1	<div><div></div></div> 12.5%
3	Yes, but not sure about the exact age	0	
90	I am not sure	0	
93	Prefer not to answer	0	
95	Not had sex with this partner in the last 4 weeks	0	
97	N/A	0	
98	Don't know	0	
Sysmiss		4412	
Warning: these figures indicate the number of cases found in the data file. They cannot be interpreted as summary statistics of the population of interest.			

# ic_indv_use_pip_hiv_2: Do you agree to having a dry blood spot taken for anonymous HIV testing?			
Information	[Type= discrete] [Format=numeric] [Range= 0-98] [Missing=*]		
Statistics [NW/ W]	[Valid=8 /-] [Invalid=4412 /-]		
Value	Label	Cases	Percentage
0	No, I have never had it	0	
1	Yes	6	<div><div></div></div> 75.0%
2	No	2	<div><div></div></div> 25.0%
3	Yes, but not sure about the exact age	0	
90	I am not sure	0	
93	Prefer not to answer	0	
95	Not had sex with this partner in the last 4 weeks	0	
97	N/A	0	
98	Don't know	0	
Sysmiss		4412	
Warning: these figures indicate the number of cases found in the data file. They cannot be interpreted as summary statistics of the population of interest.			
# ic_indiv_consent_specstor2: Do you agree that your child's / child's sampling sample is stored?			
Information	[Type= discrete] [Format=numeric] [Range= 0-98] [Missing=*]		
Statistics [NW/ W]	[Valid=906 /-] [Invalid=3514 /-]		
Value	Label	Cases	Percentage
0	No, I have never had it	0	
1	Yes	905	<div><div></div></div> 99.9%
2	No	1	<div><div></div></div> 0.1%
3	Yes, but not sure about the exact age	0	
90	I am not sure	0	
93	Prefer not to answer	0	
95	Not had sex with this partner in the last 4 weeks	0	
97	N/A	0	
98	Don't know	0	
Sysmiss		3514	
Warning: these figures indicate the number of cases found in the data file. They cannot be interpreted as summary statistics of the population of interest.			
# ic_indiv_consent_fut_test2: Do you agree that the blood samples of your child / baby will be tested in the			
Information	[Type= discrete] [Format=numeric] [Range= 0-98] [Missing=*]		
Statistics [NW/ W]	[Valid=946 /-] [Invalid=3474 /-]		
Value	Label	Cases	Percentage
0	No, I have never had it	0	
1	Yes	927	<div><div></div></div> 98.0%
2	No	19	<div><div></div></div> 2.0%
3	Yes, but not sure about the exact age	0	
90	I am not sure	0	
93	Prefer not to answer	0	
95	Not had sex with this partner in the last 4 weeks	0	
97	N/A	0	
98	Don't know	0	
Sysmiss		3474	
Warning: these figures indicate the number of cases found in the data file. They cannot be interpreted as summary statistics of the population of interest.			

# ic_indiv_agree_contact2: Do you agree that you are willing to be contacted by phone to schedule time for				
Information	[Type= discrete] [Format=numeric] [Range= 0-98] [Missing=*]			
Statistics [NW/ W]	[Valid=944 /-] [Invalid=3476 /-]			
Value	Label	Cases	Percentage	
0	No, I have never had it	0	<div><div></div></div> 94.3%	
1	Yes	890		
2	No	54		<div><div></div></div> 5.7%
3	Yes, but not sure about the exact age	0		
90	I am not sure	0		
93	Prefer not to answer	0		
95	Not had sex with this partner in the last 4 weeks	0		
97	N/A	0		
98	Don't know	0		
Sysmiss		3476		
Warning: these figures indicate the number of cases found in the data file. They cannot be interpreted as summary statistics of the population of interest.				
# ic_indiv_age_verify1: Was the participant's age verified				
Information	[Type= discrete] [Format=numeric] [Range= 0-98] [Missing=*]			
Statistics [NW/ W]	[Valid=933 /-] [Invalid=3487 /-]			
Value	Label	Cases	Percentage	
0	No, I have never had it	0	<div><div></div></div> 92.8%	
1	Yes	866		
2	No	67		<div><div></div></div> 7.2%
3	Yes, but not sure about the exact age	0		
90	I am not sure	0		
93	Prefer not to answer	0		
95	Not had sex with this partner in the last 4 weeks	0		
97	N/A	0		
98	Don't know	0		
Sysmiss		3487		
Warning: these figures indicate the number of cases found in the data file. They cannot be interpreted as summary statistics of the population of interest.				
# ic_indiv_verified_how1: By which method was the participant's age verified				
Information	[Type= discrete] [Format=numeric] [Range= 1-96] [Missing=*]			
Statistics [NW/ W]	[Valid=866 /-] [Invalid=3554 /-]			
Value	Label	Cases	Percentage	
1	Birth Certificate	790	<div><div></div></div> 91.2%	
2	ID	16	<div><div></div></div> 1.8%	
96	Other, specify	60	<div><div></div></div> 6.9%	
Sysmiss		3554		
Warning: these figures indicate the number of cases found in the data file. They cannot be interpreted as summary statistics of the population of interest.				
# ic_indiv_verified_how_oth1: By which method was the participant's age verified				
Information	[Type= discrete] [Format=character] [Missing=*]			
Statistics [NW/ W]	[Valid=60 /-] [Invalid=0 /-]			
# ic_indiv_who_consent1: Who has given permission on behalf of the participant to participate in this stu				
Information	[Type= discrete] [Format=numeric] [Range= 1-96] [Missing=*]			

# ic_indiv_who_consent1: Who has given permission on behalf of the participant to participate in this stu			
Statistics [NW/ W]		[Valid=863 -/] [Invalid=3557 -/]	
Value	Label	Cases	Percentage
1	Parent	514	<div><div></div></div> 59.6%
2	Legal Guardian	259	<div><div></div></div> 30.0%
3	Care Provided	89	<div><div></div></div> 10.3%
96	Other, specify	1	<div><div></div></div> 0.1%
Sysmiss		3557	
Warning: these figures indicate the number of cases found in the data file. They cannot be interpreted as summary statistics of the population of interest.			
# ic_indiv_enough_info1: Did you get enough information about this study?			
Information		[Type= discrete] [Format=numeric] [Range= 0-98] [Missing=*]	
Statistics [NW/ W]		[Valid=939 -/] [Invalid=3481 -/]	
Value	Label	Cases	Percentage
0	No, I have never had it	0	
1	Yes	939	<div><div></div></div> 100.0%
2	No	0	
3	Yes, but not sure about the exact age	0	
90	I am not sure	0	
93	Prefer not to answer	0	
95	Not had sex with this partner in the last 4 weeks	0	
97	N/A	0	
98	Don't know	0	
Sysmiss		3481	
Warning: these figures indicate the number of cases found in the data file. They cannot be interpreted as summary statistics of the population of interest.			
# ic_indiv_ask_questions1: Have you been given the opportunity to ask questions about research and your que			
Information		[Type= discrete] [Format=numeric] [Range= 0-98] [Missing=*]	
Statistics [NW/ W]		[Valid=939 -/] [Invalid=3481 -/]	
Value	Label	Cases	Percentage
0	No, I have never had it	0	
1	Yes	939	<div><div></div></div> 100.0%
2	No	0	
3	Yes, but not sure about the exact age	0	
90	I am not sure	0	
93	Prefer not to answer	0	
95	Not had sex with this partner in the last 4 weeks	0	
97	N/A	0	
98	Don't know	0	
Sysmiss		3481	
Warning: these figures indicate the number of cases found in the data file. They cannot be interpreted as summary statistics of the population of interest.			
# ic_indiv_consent_dreams: Do you agree to participante in this study?			
Information		[Type= discrete] [Format=numeric] [Range= 0-98] [Missing=*]	
Statistics [NW/ W]		[Valid=939 -/] [Invalid=3481 -/]	
Value	Label	Cases	Percentage
0	No, I have never had it	0	
1	Yes	939	<div><div></div></div> 100.0%

# ic_indiv_consent_dreams: Do you agree to participante in this study?			
Value	Label	Cases	Percentage
2	No	0	
3	Yes, but not sure about the exact age	0	
90	I am not sure	0	
93	Prefer not to answer	0	
95	Not had sex with this partner in the last 4 weeks	0	
97	N/A	0	
98	Don't know	0	
Sysmiss		3481	
Warning: these figures indicate the number of cases found in the data file. They cannot be interpreted as summary statistics of the population of interest.			
# ic_indiv_consent_hsv_1: Do you agree to have a your DBS used for HSV			
Information	[Type= discrete] [Format=numeric] [Range= 0-98] [Missing=*]		
Statistics [NW/ W]	[Valid=905 /-] [Invalid=3515 /-]		
Value	Label	Cases	Percentage
0	No, I have never had it	0	
1	Yes	863	<div><div></div></div> 95.4%
2	No	42	<div><div></div></div> 4.6%
3	Yes, but not sure about the exact age	0	
90	I am not sure	0	
93	Prefer not to answer	0	
95	Not had sex with this partner in the last 4 weeks	0	
97	N/A	0	
98	Don't know	0	
Sysmiss		3515	
Warning: these figures indicate the number of cases found in the data file. They cannot be interpreted as summary statistics of the population of interest.			
# ic_indv_dbs_for_pip1: Have youever donated blood on this year for a home			
Information	[Type= discrete] [Format=numeric] [Range= 0-98] [Missing=*]		
Statistics [NW/ W]	[Valid=42 /-] [Invalid=4378 /-]		
Value	Label	Cases	Percentage
0	No, I have never had it	0	
1	Yes	7	<div><div></div></div> 16.7%
2	No	35	<div><div></div></div> 83.3%
3	Yes, but not sure about the exact age	0	
90	I am not sure	0	
93	Prefer not to answer	0	
95	Not had sex with this partner in the last 4 weeks	0	
97	N/A	0	
98	Don't know	0	
Sysmiss		4378	
Warning: these figures indicate the number of cases found in the data file. They cannot be interpreted as summary statistics of the population of interest.			
# ic_indv_use_pip_hsv_1: Do you agree to having a dry blood spot taken for anonymous HSV2 testing?			
Information	[Type= discrete] [Format=numeric] [Range= 0-98] [Missing=*]		
Statistics [NW/ W]	[Valid=0 /-] [Invalid=4420 /-]		

# ic_indv_use_pip_hsv_1: Do you agree to having a dry blood spot taken for anonymous HSV2 testing?			
Value	Label	Cases	Percentage
0	No, I have never had it	0	
1	Yes	0	
2	No	0	
3	Yes, but not sure about the exact age	0	
90	I am not sure	0	
93	Prefer not to answer	0	
95	Not had sex with this partner in the last 4 weeks	0	
97	N/A	0	
98	Don't know	0	
Sysmiss		4420	
Warning: these figures indicate the number of cases found in the data file. They cannot be interpreted as summary statistics of the population of interest.			
# ic_indv_use_pip_hiv_1: Do you agree to having a dry blood spot taken for anonymous HIV testing?			
Information	[Type= discrete] [Format=numeric] [Range= 0-98] [Missing=*]		
Statistics [NW/ W]	[Valid=0 /-] [Invalid=4420 /-]		
Value	Label	Cases	Percentage
0	No, I have never had it	0	
1	Yes	0	
2	No	0	
3	Yes, but not sure about the exact age	0	
90	I am not sure	0	
93	Prefer not to answer	0	
95	Not had sex with this partner in the last 4 weeks	0	
97	N/A	0	
98	Don't know	0	
Sysmiss		4420	
Warning: these figures indicate the number of cases found in the data file. They cannot be interpreted as summary statistics of the population of interest.			
# ic_indiv_consent_specstor1: Do you agree that your sample is stored?			
Information	[Type= discrete] [Format=numeric] [Range= 0-98] [Missing=*]		
Statistics [NW/ W]	[Valid=864 /-] [Invalid=3556 /-]		
Value	Label	Cases	Percentage
0	No, I have never had it	0	
1	Yes	864	100.0%
2	No	0	
3	Yes, but not sure about the exact age	0	
90	I am not sure	0	
93	Prefer not to answer	0	
95	Not had sex with this partner in the last 4 weeks	0	
97	N/A	0	
98	Don't know	0	
Sysmiss		3556	
Warning: these figures indicate the number of cases found in the data file. They cannot be interpreted as summary statistics of the population of interest.			
# ic_indiv_consent_fut_test1: Do you agree that the blood samples of you will be tested in the future, (like o			
Information	[Type= discrete] [Format=numeric] [Range= 0-98] [Missing=*]		

# ic_indiv_consent_fut_test1: Do you agree that the blood samples of you will be tested in the future, (like o			
Statistics [NW/ W]		[Valid=919 -/] [Invalid=3501 -/]	
Value	Label	Cases	Percentage
0	No, I have never had it	0	
1	Yes	901	<div><div></div></div> 98.0%
2	No	18	<div><div></div></div> 2.0%
3	Yes, but not sure about the exact age	0	
90	I am not sure	0	
93	Prefer not to answer	0	
95	Not had sex with this partner in the last 4 weeks	0	
97	N/A	0	
98	Don't know	0	
Sysmiss		3501	
Warning: these figures indicate the number of cases found in the data file. They cannot be interpreted as summary statistics of the population of interest.			
# ic_indiv_agree_contact1: Do you agree that you are willing to be contacted by phone to schedule time for			
Information		[Type= discrete] [Format=numeric] [Range= 0-98] [Missing=*]	
Statistics [NW/ W]		[Valid=882 -/] [Invalid=3538 -/]	
Value	Label	Cases	Percentage
0	No, I have never had it	0	
1	Yes	844	<div><div></div></div> 95.7%
2	No	38	<div><div></div></div> 4.3%
3	Yes, but not sure about the exact age	0	
90	I am not sure	0	
93	Prefer not to answer	0	
95	Not had sex with this partner in the last 4 weeks	0	
97	N/A	0	
98	Don't know	0	
Sysmiss		3538	
Warning: these figures indicate the number of cases found in the data file. They cannot be interpreted as summary statistics of the population of interest.			
# ic_indiv_ref_witness1: Mark the box if you are literate and refuse to have a witness			
Information		[Type= discrete] [Format=numeric] [Range= 0-98] [Missing=*]	
Statistics [NW/ W]		[Valid=3 -/] [Invalid=4417 -/]	
Value	Label	Cases	Percentage
0	No, I have never had it	0	
1	Yes	1	<div><div></div></div> 33.3%
2	No	2	<div><div></div></div> 66.7%
3	Yes, but not sure about the exact age	0	
90	I am not sure	0	
93	Prefer not to answer	0	
95	Not had sex with this partner in the last 4 weeks	0	
97	N/A	0	
98	Don't know	0	
Sysmiss		4417	
Warning: these figures indicate the number of cases found in the data file. They cannot be interpreted as summary statistics of the population of interest.			

# ic_indiv_enough_info11: Did you get enough information about this study?			
Information	[Type= discrete] [Format=numeric] [Range= 0-98] [Missing=*]		
Statistics [NW/ W]	[Valid=2123 /-] [Invalid=2297 /-]		
Value	Label	Cases	Percentage
0	No, I have never had it	0	
1	Yes	2123	<div><div></div></div> 100.0%
2	No	0	
3	Yes, but not sure about the exact age	0	
90	I am not sure	0	
93	Prefer not to answer	0	
95	Not had sex with this partner in the last 4 weeks	0	
97	N/A	0	
98	Don't know	0	
Sysmiss		2297	
Warning: these figures indicate the number of cases found in the data file. They cannot be interpreted as summary statistics of the population of interest.			
# ic_indiv_ask_questions11: Have you been given the opportunity to ask questions about research and your que			
Information	[Type= discrete] [Format=numeric] [Range= 0-98] [Missing=*]		
Statistics [NW/ W]	[Valid=2124 /-] [Invalid=2296 /-]		
Value	Label	Cases	Percentage
0	No, I have never had it	0	
1	Yes	2123	<div><div></div></div> 100.0%
2	No	1	<div><div></div></div> 0.0%
3	Yes, but not sure about the exact age	0	
90	I am not sure	0	
93	Prefer not to answer	0	
95	Not had sex with this partner in the last 4 weeks	0	
97	N/A	0	
98	Don't know	0	
Sysmiss		2296	
Warning: these figures indicate the number of cases found in the data file. They cannot be interpreted as summary statistics of the population of interest.			
# ic_indiv_consent_dreams11: Do you agree to participante in this study?			
Information	[Type= discrete] [Format=numeric] [Range= 0-98] [Missing=*]		
Statistics [NW/ W]	[Valid=2125 /-] [Invalid=2295 /-]		
Value	Label	Cases	Percentage
0	No, I have never had it	0	
1	Yes	2125	<div><div></div></div> 100.0%
2	No	0	
3	Yes, but not sure about the exact age	0	
90	I am not sure	0	
93	Prefer not to answer	0	
95	Not had sex with this partner in the last 4 weeks	0	
97	N/A	0	
98	Don't know	0	
Sysmiss		2295	
Warning: these figures indicate the number of cases found in the data file. They cannot be interpreted as summary statistics of the population of interest.			

# ic_indiv_consent_hsv11: Do you agree to have a your DBS used for HSV			
Information	[Type= discrete] [Format=numeric] [Range= 0-98] [Missing=*]		
Statistics [NW/ W]	[Valid=2125 /-] [Invalid=2295 /-]		
Value	Label	Cases	Percentage
0	No, I have never had it	0	
1	Yes	1816	<div><div></div></div> 85.5%
2	No	309	<div><div></div></div> 14.5%
3	Yes, but not sure about the exact age	0	
90	I am not sure	0	
93	Prefer not to answer	0	
95	Not had sex with this partner in the last 4 weeks	0	
97	N/A	0	
98	Don't know	0	
Sysmiss		2295	
Warning: these figures indicate the number of cases found in the data file. They cannot be interpreted as summary statistics of the population of interest.			
# ic_indv_dbs_for_pip11: Have youever donated blood on this year for a home			
Information	[Type= discrete] [Format=numeric] [Range= 0-98] [Missing=*]		
Statistics [NW/ W]	[Valid=309 /-] [Invalid=4111 /-]		
Value	Label	Cases	Percentage
0	No, I have never had it	0	
1	Yes	125	<div><div></div></div> 40.5%
2	No	184	<div><div></div></div> 59.5%
3	Yes, but not sure about the exact age	0	
90	I am not sure	0	
93	Prefer not to answer	0	
95	Not had sex with this partner in the last 4 weeks	0	
97	N/A	0	
98	Don't know	0	
Sysmiss		4111	
Warning: these figures indicate the number of cases found in the data file. They cannot be interpreted as summary statistics of the population of interest.			
# ic_indv_use_pip_hsv11: Do you agree to having a dry blood spot taken for anonymous HSV2 testing?			
Information	[Type= discrete] [Format=numeric] [Range= 0-98] [Missing=*]		
Statistics [NW/ W]	[Valid=128 /-] [Invalid=4292 /-]		
Value	Label	Cases	Percentage
0	No, I have never had it	0	
1	Yes	118	<div><div></div></div> 92.2%
2	No	10	<div><div></div></div> 7.8%
3	Yes, but not sure about the exact age	0	
90	I am not sure	0	
93	Prefer not to answer	0	
95	Not had sex with this partner in the last 4 weeks	0	
97	N/A	0	
98	Don't know	0	
Sysmiss		4292	
Warning: these figures indicate the number of cases found in the data file. They cannot be interpreted as summary statistics of the population of interest.			

# ic_indv_use_pip_hiv11: Do you agree to having a dry blood spot taken for anonymous HIV testing?			
Information	[Type= discrete] [Format=numeric] [Range= 0-98] [Missing=*]		
Statistics [NW/ W]	[Valid=126 /-] [Invalid=4294 /-]		
Value	Label	Cases	Percentage
0	No, I have never had it	0	
1	Yes	115	<div><div></div></div> 91.3%
2	No	11	<div><div></div></div> 8.7%
3	Yes, but not sure about the exact age	0	
90	I am not sure	0	
93	Prefer not to answer	0	
95	Not had sex with this partner in the last 4 weeks	0	
97	N/A	0	
98	Don't know	0	
Sysmiss		4294	
Warning: these figures indicate the number of cases found in the data file. They cannot be interpreted as summary statistics of the population of interest.			
# ic_indiv_consent_specstor5: Do you agree that your sample is stored?			
Information	[Type= discrete] [Format=numeric] [Range= 0-98] [Missing=*]		
Statistics [NW/ W]	[Valid=1823 /-] [Invalid=2597 /-]		
Value	Label	Cases	Percentage
0	No, I have never had it	0	
1	Yes	1819	<div><div></div></div> 99.8%
2	No	4	<div><div></div></div> 0.2%
3	Yes, but not sure about the exact age	0	
90	I am not sure	0	
93	Prefer not to answer	0	
95	Not had sex with this partner in the last 4 weeks	0	
97	N/A	0	
98	Don't know	0	
Sysmiss		2597	
Warning: these figures indicate the number of cases found in the data file. They cannot be interpreted as summary statistics of the population of interest.			
# ic_indiv_consent_fut_test5: Do you agree that the blood samples of you will be tested in the future, (like o			
Information	[Type= discrete] [Format=numeric] [Range= 0-98] [Missing=*]		
Statistics [NW/ W]	[Valid=2124 /-] [Invalid=2296 /-]		
Value	Label	Cases	Percentage
0	No, I have never had it	0	
1	Yes	2023	<div><div></div></div> 95.2%
2	No	101	<div><div></div></div> 4.8%
3	Yes, but not sure about the exact age	0	
90	I am not sure	0	
93	Prefer not to answer	0	
95	Not had sex with this partner in the last 4 weeks	0	
97	N/A	0	
98	Don't know	0	
Sysmiss		2296	
Warning: these figures indicate the number of cases found in the data file. They cannot be interpreted as summary statistics of the population of interest.			

# ic_indiv_agree_contact11: Do you agree that you are willing to be contacted by phone to schedule time for			
Information	[Type= discrete] [Format=numeric] [Range= 0-98] [Missing=*]		
Statistics [NW/ W]	[Valid=2126 /-] [Invalid=2294 /-]		
Value	Label	Cases	Percentage
0	No, I have never had it	0	
1	Yes	2022	<div><div></div></div> 95.1%
2	No	104	<div><div></div></div> 4.9%
3	Yes, but not sure about the exact age	0	
90	I am not sure	0	
93	Prefer not to answer	0	
95	Not had sex with this partner in the last 4 weeks	0	
97	N/A	0	
98	Don't know	0	
Sysmiss		2294	
Warning: these figures indicate the number of cases found in the data file. They cannot be interpreted as summary statistics of the population of interest.			
# ic_indiv_consent_dreams1: Calculated			
Information	[Type= discrete] [Format=numeric] [Range= 0-98] [Missing=*]		
Statistics [NW/ W]	[Valid=4416 /-] [Invalid=4 /-]		
Value	Label	Cases	Percentage
0	No, I have never had it	0	
1	Yes	3064	<div><div></div></div> 69.4%
2	No	1352	<div><div></div></div> 30.6%
3	Yes, but not sure about the exact age	0	
90	I am not sure	0	
93	Prefer not to answer	0	
95	Not had sex with this partner in the last 4 weeks	0	
97	N/A	0	
98	Don't know	0	
Sysmiss		4	
Warning: these figures indicate the number of cases found in the data file. They cannot be interpreted as summary statistics of the population of interest.			
# ie_inschool: Are you currently still in school?			
Information	[Type= discrete] [Format=numeric] [Range= 0-98] [Missing=*]		
Statistics [NW/ W]	[Valid=3064 /-] [Invalid=1356 /-]		
Value	Label	Cases	Percentage
0	No, I have never had it	0	
1	Yes	1428	<div><div></div></div> 46.6%
2	No	1635	<div><div></div></div> 53.4%
3	Yes, but not sure about the exact age	0	
90	I am not sure	0	
93	Prefer not to answer	1	<div><div></div></div> 0.0%
95	Not had sex with this partner in the last 4 weeks	0	
97	N/A	0	
98	Don't know	0	
Sysmiss		1356	
Warning: these figures indicate the number of cases found in the data file. They cannot be interpreted as summary statistics of the population of interest.			

# ie_prev_inschool_state: Where you still in school the last time we saw you?			
Information		[Type= discrete] [Format=numeric] [Range= 0-98] [Missing=*]	
Statistics [NW/ W]		[Valid=0 -/] [Invalid=4420 -/]	
Value	Label	Cases	Percentage
0	No, I have never had it	0	
1	Yes	0	
2	No	0	
3	Yes, but not sure about the exact age	0	
90	I am not sure	0	
93	Prefer not to answer	0	
95	Not had sex with this partner in the last 4 weeks	0	
97	N/A	0	
98	Don't know	0	
Sysmiss		4420	
Warning: these figures indicate the number of cases found in the data file. They cannot be interpreted as summary statistics of the population of interest.			
# ie_schoolgrade: In which grade are you? (Grade 1			
Information		[Type= discrete] [Format=character] [Missing=*]	
Statistics [NW/ W]		[Valid=1428 -/] [Invalid=0 -/]	
# ie_daysabssch: How many days were you absent from school?			
Information		[Type= discrete] [Format=character] [Missing=*]	
Statistics [NW/ W]		[Valid=1428 -/] [Invalid=0 -/]	

# ie_schabsreas_1: What were the main reasons why you were absent? [Don't read responses. Select al			
Information	[Type= discrete] [Format=numeric] [Range= 1-96] [Missing=*]		
Statistics [NW/ W]	[Valid=309 /-] [Invalid=4111 /-]		
Value	Label	Cases	Percentage
1	Health/illness: Went to the doctor / sickness or injury	309	100.0%
2	Weather conditions / floods/ too hot	0	
3	Family responsibilities: Visiting relatives, was out of town/funeral/ relative died/looking after family member/child watched livestock/ child was working/collecting social grant	0	
4	Institutional/in-school factors: educator was absent/educator victimises learner/assaulted by the educator/educator attending course/exam period/no feeding scheme that day/ school opened earlier than expected	0	
5	Financial/cost of education: financial problems/school fees unpaid/ no transport money/did not go on a school trip/did not have complete uniform	0	
6	Child/youth did not want to go to school	0	
7	Transport and physical access: Transport unavailable/school is far away	0	
8	Child/youth was running late for school/fear of punishment	0	
9	Age: Feeling too old/too young to attend school	0	
10	Learning Disabilities/ Learning difficulties/Difficulty coping academically	0	
11	Food insecurity: no or little food	0	
12	Pregnancy	0	
13	Not accepted for enrolment	0	
14	Boredom with school/subject	0	
15	Violence in school/bullying/doesn't feel safe travelling or walking to school	0	
96	Other	0	
Sysmiss		4111	
Warning: these figures indicate the number of cases found in the data file. They cannot be interpreted as summary statistics of the population of interest.			
# ie_schabsreas_10: What were the main reasons why you were absent? [Don't read responses. Select al			
Information	[Type= discrete] [Format=numeric] [Range= 1-96] [Missing=*]		
Statistics [NW/ W]	[Valid=1 /-] [Invalid=4419 /-]		
Value	Label	Cases	Percentage
1	Health/illness: Went to the doctor / sickness or injury	0	
2	Weather conditions / floods/ too hot	0	
3	Family responsibilities: Visiting relatives, was out of town/funeral/ relative died/looking after family member/child watched livestock/ child was working/collecting social grant	0	
4	Institutional/in-school factors: educator was absent/educator victimises learner/assaulted by the educator/educator attending course/exam period/no feeding scheme that day/ school opened earlier than expected	0	
5	Financial/cost of education: financial problems/school fees unpaid/ no transport money/did not go on a school trip/did not have complete uniform	0	
6	Child/youth did not want to go to school	0	
7	Transport and physical access: Transport unavailable/school is far away	0	
8	Child/youth was running late for school/fear of punishment	0	

# ie_schabsreas_10: What were the main reasons why you were absent? [Don't read responses. Select al			
Value	Label	Cases	Percentage
9	Age: Feeling too old/too young to attend school	0	
10	Learning Disabilities/ Learning difficulties/Difficulty coping academically	1	100.0%
11	Food insecurity: no or little food	0	
12	Pregnancy	0	
13	Not accepted for enrolment	0	
14	Boredom with school/subject	0	
15	Violence in school/bullying/doesn't feel safe travelling or walking to school	0	
96	Other	0	
Sysmiss		4419	
Warning: these figures indicate the number of cases found in the data file. They cannot be interpreted as summary statistics of the population of interest.			
# ie_schabsreas_11: What were the main reasons why you were absent? [Don't read responses. Select al			
Information	[Type= discrete] [Format=numeric] [Range= 1-96] [Missing=*]		
Statistics [NW/ W]	[Valid=1 /-] [Invalid=4419 /-]		
Value	Label	Cases	Percentage
1	Health/illness: Went to the doctor / sickness or injury	0	
2	Weather conditions / floods/ too hot	0	
3	Family responsibilities: Visiting relatives, was out of town/funeral/ relative died/looking after family member/child watched livestock/ child was working/collecting social grant	0	
4	Institutional/in-school factors: educator was absent/educator victimises learner/assaulted by the educator/educator attending course/exam period/no feeding scheme that day/ school opened earlier than expected	0	
5	Financial/cost of education: financial problems/school fees unpaid/ no transport money/did not go on a school trip/did not have complete uniform	0	
6	Child/youth did not want to go to school	0	
7	Transport and physical access: Transport unavailable/school is far away	0	
8	Child/youth was running late for school/fear of punishment	0	
9	Age: Feeling too old/too young to attend school	0	
10	Learning Disabilities/ Learning difficulties/Difficulty coping academically	0	
11	Food insecurity: no or little food	1	100.0%
12	Pregnancy	0	
13	Not accepted for enrolment	0	
14	Boredom with school/subject	0	
15	Violence in school/bullying/doesn't feel safe travelling or walking to school	0	
96	Other	0	
Sysmiss		4419	
Warning: these figures indicate the number of cases found in the data file. They cannot be interpreted as summary statistics of the population of interest.			
# ie_schabsreas_14: What were the main reasons why you were absent? [Don't read responses. Select al			
Information	[Type= discrete] [Format=numeric] [Range= 1-96] [Missing=*]		
Statistics [NW/ W]	[Valid=19 /-] [Invalid=4401 /-]		

ie_schabsreas_14: What were the main reasons why you were absent? [Don't read responses. Select al

Value	Label	Cases	Percentage
1	Health/illness: Went to the doctor / sickness or injury	0	
2	Weather conditions / floods/ too hot	0	
3	Family responsibilities: Visiting relatives, was out of town/funeral/ relative died/looking after family member/child watched livestock/ child was working/collecting social grant	0	
4	Institutional/in-school factors: educator was absent/educator victimises learner/assaulted by the educator/educator attending course/exam period/no feeding scheme that day/ school opened earlier than expected	0	
5	Financial/cost of education: financial problems/school fees unpaid/ no transport money/did not go on a school trip/did not have complete uniform	0	
6	Child/youth did not want to go to school	0	
7	Transport and physical access: Transport unavailable/school is far away	0	
8	Child/youth was running late for school/fear of punishment	0	
9	Age: Feeling too old/too young to attend school	0	
10	Learning Disabilities/ Learning difficulties/Difficulty coping academically	0	
11	Food insecurity: no or little food	0	
12	Pregnancy	0	
13	Not accepted for enrolment	0	
14	Boredom with school/subject	19	100.0%
15	Violence in school/bullying/doesn't feel safe travelling or walking to school	0	
96	Other	0	
Sysmiss		4401	

Warning: these figures indicate the number of cases found in the data file. They cannot be interpreted as summary statistics of the population of interest.

ie_schabsreas_15: What were the main reasons why you were absent? [Don't read responses. Select al

Information	[Type= discrete] [Format=numeric] [Range= 1-96] [Missing=*]
Statistics [NW/ W]	[Valid=4 /-] [Invalid=4416 /-]

Value	Label	Cases	Percentage
1	Health/illness: Went to the doctor / sickness or injury	0	
2	Weather conditions / floods/ too hot	0	
3	Family responsibilities: Visiting relatives, was out of town/funeral/ relative died/looking after family member/child watched livestock/ child was working/collecting social grant	0	
4	Institutional/in-school factors: educator was absent/educator victimises learner/assaulted by the educator/educator attending course/exam period/no feeding scheme that day/ school opened earlier than expected	0	
5	Financial/cost of education: financial problems/school fees unpaid/ no transport money/did not go on a school trip/did not have complete uniform	0	
6	Child/youth did not want to go to school	0	
7	Transport and physical access: Transport unavailable/school is far away	0	
8	Child/youth was running late for school/fear of punishment	0	
9	Age: Feeling too old/too young to attend school	0	

# ie_schabsreas_15: What were the main reasons why you were absent? [Don't read responses. Select al			
Value	Label	Cases	Percentage
10	Learning Disabilities/ Learning difficulties/Difficulty coping academically	0	
11	Food insecurity: no or little food	0	
12	Pregnancy	0	
13	Not accepted for enrolment	0	
14	Boredom with school/subject	0	
15	Violence in school/bullying/doesn't feel safe travelling or walking to school	4	100.0%
96	Other	0	
Sysmiss		4416	
Warning: these figures indicate the number of cases found in the data file. They cannot be interpreted as summary statistics of the population of interest.			
# ie_schabsreas_2: What were the main reasons why you were absent? [Don't read responses. Select al			
Information	[Type= discrete] [Format=numeric] [Range= 1-96] [Missing=*]		
Statistics [NW/ W]	[Valid=107 -/] [Invalid=4313 -/]		
Value	Label	Cases	Percentage
1	Health/illness: Went to the doctor / sickness or injury	0	
2	Weather conditions / floods/ too hot	107	100.0%
3	Family responsibilities: Visiting relatives, was out of town/funeral/ relative died/looking after family member/child watched livestock/ child was working/collecting social grant	0	
4	Institutional/in-school factors: educator was absent/educator victimises learner/assaulted by the educator/educator attending course/exam period/no feeding scheme that day/ school opened earlier than expected	0	
5	Financial/cost of education: financial problems/school fees unpaid/ no transport money/did not go on a school trip/did not have complete uniform	0	
6	Child/youth did not want to go to school	0	
7	Transport and physical access: Transport unavailable/school is far away	0	
8	Child/youth was running late for school/fear of punishment	0	
9	Age: Feeling too old/too young to attend school	0	
10	Learning Disabilities/ Learning difficulties/Difficulty coping academically	0	
11	Food insecurity: no or little food	0	
12	Pregnancy	0	
13	Not accepted for enrolment	0	
14	Boredom with school/subject	0	
15	Violence in school/bullying/doesn't feel safe travelling or walking to school	0	
96	Other	0	
Sysmiss		4313	
Warning: these figures indicate the number of cases found in the data file. They cannot be interpreted as summary statistics of the population of interest.			
# ie_schabsreas_3: What were the main reasons why you were absent? [Don't read responses. Select al			
Information	[Type= discrete] [Format=numeric] [Range= 1-96] [Missing=*]		
Statistics [NW/ W]	[Valid=32 -/] [Invalid=4388 -/]		

# ie_schabsreas_3: What were the main reasons why you were absent? [Don't read responses. Select al			
Value	Label	Cases	Percentage
1	Health/illness: Went to the doctor / sickness or injury	0	
2	Weather conditions / floods/ too hot	0	
3	Family responsibilities: Visiting relatives, was out of town/funeral/ relative died/looking after family member/child watched livestock/ child was working/collecting social grant	32	100.0%
4	Institutional/in-school factors: educator was absent/educator victimises learner/assaulted by the educator/educator attending course/exam period/no feeding scheme that day/ school opened earlier than expected	0	
5	Financial/cost of education: financial problems/school fees unpaid/ no transport money/did not go on a school trip/did not have complete uniform	0	
6	Child/youth did not want to go to school	0	
7	Transport and physical access: Transport unavailable/school is far away	0	
8	Child/youth was running late for school/fear of punishment	0	
9	Age: Feeling too old/too young to attend school	0	
10	Learning Disabilities/ Learning difficulties/Difficulty coping academically	0	
11	Food insecurity: no or little food	0	
12	Pregnancy	0	
13	Not accepted for enrolment	0	
14	Boredom with school/subject	0	
15	Violence in school/bullying/doesn't feel safe travelling or walking to school	0	
96	Other	0	
Sysmiss		4388	
Warning: these figures indicate the number of cases found in the data file. They cannot be interpreted as summary statistics of the population of interest.			
# ie_schabsreas_4: What were the main reasons why you were absent? [Don't read responses. Select al			
Information	[Type= discrete] [Format=numeric] [Range= 1-96] [Missing=*]		
Statistics [NW/ W]	[Valid=60 /-] [Invalid=4360 /-]		
Value	Label	Cases	Percentage
1	Health/illness: Went to the doctor / sickness or injury	0	
2	Weather conditions / floods/ too hot	0	
3	Family responsibilities: Visiting relatives, was out of town/funeral/ relative died/looking after family member/child watched livestock/ child was working/collecting social grant	0	
4	Institutional/in-school factors: educator was absent/educator victimises learner/assaulted by the educator/educator attending course/exam period/no feeding scheme that day/ school opened earlier than expected	60	100.0%
5	Financial/cost of education: financial problems/school fees unpaid/ no transport money/did not go on a school trip/did not have complete uniform	0	
6	Child/youth did not want to go to school	0	
7	Transport and physical access: Transport unavailable/school is far away	0	
8	Child/youth was running late for school/fear of punishment	0	
9	Age: Feeling too old/too young to attend school	0	

# ie_schabsreas_4: What were the main reasons why you were absent? [Don't read responses. Select al			
Value	Label	Cases	Percentage
10	Learning Disabilities/ Learning difficulties/Difficulty coping academically	0	
11	Food insecurity: no or little food	0	
12	Pregnancy	0	
13	Not accepted for enrolment	0	
14	Boredom with school/subject	0	
15	Violence in school/bullying/doesn't feel safe travelling or walking to school	0	
96	Other	0	
Sysmiss		4360	
Warning: these figures indicate the number of cases found in the data file. They cannot be interpreted as summary statistics of the population of interest.			
# ie_schabsreas_5: What were the main reasons why you were absent? [Don't read responses. Select al			
Information	[Type= discrete] [Format=numeric] [Range= 1-96] [Missing=*]		
Statistics [NW/ W]	[Valid=19 /-] [Invalid=4401 /-]		
Value	Label	Cases	Percentage
1	Health/illness: Went to the doctor / sickness or injury	0	
2	Weather conditions / floods/ too hot	0	
3	Family responsibilities: Visiting relatives, was out of town/funeral/ relative died/looking after family member/child watched livestock/ child was working/collecting social grant	0	
4	Institutional/in-school factors: educator was absent/educator victimises learner/assaulted by the educator/educator attending course/exam period/no feeding scheme that day/ school opened earlier than expected	0	
5	Financial/cost of education: financial problems/school fees unpaid/ no transport money/did not go on a school trip/did not have complete uniform	19	100.0%
6	Child/youth did not want to go to school	0	
7	Transport and physical access: Transport unavailable/school is far away	0	
8	Child/youth was running late for school/fear of punishment	0	
9	Age: Feeling too old/too young to attend school	0	
10	Learning Disabilities/ Learning difficulties/Difficulty coping academically	0	
11	Food insecurity: no or little food	0	
12	Pregnancy	0	
13	Not accepted for enrolment	0	
14	Boredom with school/subject	0	
15	Violence in school/bullying/doesn't feel safe travelling or walking to school	0	
96	Other	0	
Sysmiss		4401	
Warning: these figures indicate the number of cases found in the data file. They cannot be interpreted as summary statistics of the population of interest.			
# ie_schabsreas_6: What were the main reasons why you were absent? [Don't read responses. Select al			
Information	[Type= discrete] [Format=numeric] [Range= 1-96] [Missing=*]		
Statistics [NW/ W]	[Valid=14 /-] [Invalid=4406 /-]		

ie_schabsreas_6: What were the main reasons why you were absent? [Don't read responses. Select al

Value	Label	Cases	Percentage
1	Health/illness: Went to the doctor / sickness or injury	0	
2	Weather conditions / floods/ too hot	0	
3	Family responsibilities: Visiting relatives, was out of town/funeral/ relative died/looking after family member/child watched livestock/ child was working/collecting social grant	0	
4	Institutional/in-school factors: educator was absent/educator victimises learner/assaulted by the educator/educator attending course/exam period/no feeding scheme that day/ school opened earlier than expected	0	
5	Financial/cost of education: financial problems/school fees unpaid/ no transport money/did not go on a school trip/did not have complete uniform	0	
6	Child/youth did not want to go to school	14	100.0%
7	Transport and physical access: Transport unavailable/school is far away	0	
8	Child/youth was running late for school/fear of punishment	0	
9	Age: Feeling too old/too young to attend school	0	
10	Learning Disabilities/ Learning difficulties/Difficulty coping academically	0	
11	Food insecurity: no or little food	0	
12	Pregnancy	0	
13	Not accepted for enrolment	0	
14	Boredom with school/subject	0	
15	Violence in school/bullying/doesn't feel safe travelling or walking to school	0	
96	Other	0	
Sysmiss		4406	

Warning: these figures indicate the number of cases found in the data file. They cannot be interpreted as summary statistics of the population of interest.

ie_schabsreas_7: What were the main reasons why you were absent? [Don't read responses. Select al

Information	[Type= discrete] [Format=numeric] [Range= 1-96] [Missing=*]
Statistics [NW/ W]	[Valid=21 /-] [Invalid=4399 /-]

Value	Label	Cases	Percentage
1	Health/illness: Went to the doctor / sickness or injury	0	
2	Weather conditions / floods/ too hot	0	
3	Family responsibilities: Visiting relatives, was out of town/funeral/ relative died/looking after family member/child watched livestock/ child was working/collecting social grant	0	
4	Institutional/in-school factors: educator was absent/educator victimises learner/assaulted by the educator/educator attending course/exam period/no feeding scheme that day/ school opened earlier than expected	0	
5	Financial/cost of education: financial problems/school fees unpaid/ no transport money/did not go on a school trip/did not have complete uniform	0	
6	Child/youth did not want to go to school	0	
7	Transport and physical access: Transport unavailable/school is far away	21	100.0%
8	Child/youth was running late for school/fear of punishment	0	
9	Age: Feeling too old/too young to attend school	0	

# ie_schabsreas_7: What were the main reasons why you were absent? [Don't read responses. Select al			
Value	Label	Cases	Percentage
10	Learning Disabilities/ Learning difficulties/Difficulty coping academically	0	
11	Food insecurity: no or little food	0	
12	Pregnancy	0	
13	Not accepted for enrolment	0	
14	Boredom with school/subject	0	
15	Violence in school/bullying/doesn't feel safe travelling or walking to school	0	
96	Other	0	
Sysmiss		4399	
Warning: these figures indicate the number of cases found in the data file. They cannot be interpreted as summary statistics of the population of interest.			
# ie_schabsreas_8: What were the main reasons why you were absent? [Don't read responses. Select al			
Information	[Type= discrete] [Format=numeric] [Range= 1-96] [Missing=*]		
Statistics [NW/ W]	[Valid=14 /-] [Invalid=4406 /-]		
Value	Label	Cases	Percentage
1	Health/illness: Went to the doctor / sickness or injury	0	
2	Weather conditions / floods/ too hot	0	
3	Family responsibilities: Visiting relatives, was out of town/funeral/ relative died/looking after family member/child watched livestock/ child was working/collecting social grant	0	
4	Institutional/in-school factors: educator was absent/educator victimises learner/assaulted by the educator/educator attending course/exam period/no feeding scheme that day/ school opened earlier than expected	0	
5	Financial/cost of education: financial problems/school fees unpaid/ no transport money/did not go on a school trip/did not have complete uniform	0	
6	Child/youth did not want to go to school	0	
7	Transport and physical access: Transport unavailable/school is far away	0	
8	Child/youth was running late for school/fear of punishment	14	100.0%
9	Age: Feeling too old/too young to attend school	0	
10	Learning Disabilities/ Learning difficulties/Difficulty coping academically	0	
11	Food insecurity: no or little food	0	
12	Pregnancy	0	
13	Not accepted for enrolment	0	
14	Boredom with school/subject	0	
15	Violence in school/bullying/doesn't feel safe travelling or walking to school	0	
96	Other	0	
Sysmiss		4406	
Warning: these figures indicate the number of cases found in the data file. They cannot be interpreted as summary statistics of the population of interest.			
# ie_schabsreas_96: What were the main reasons why you were absent? [Don't read responses. Select al			
Information	[Type= discrete] [Format=numeric] [Range= 1-96] [Missing=*]		
Statistics [NW/ W]	[Valid=47 /-] [Invalid=4373 /-]		

ie_schabsreas_96: What were the main reasons why you were absent? [Don't read responses. Select al

Value	Label	Cases	Percentage
1	Health/illness: Went to the doctor / sickness or injury	0	
2	Weather conditions / floods/ too hot	0	
3	Family responsibilities: Visiting relatives, was out of town/funeral/ relative died/looking after family member/child watched livestock/ child was working/collecting social grant	0	
4	Institutional/in-school factors: educator was absent/educator victimises learner/assaulted by the educator/educator attending course/exam period/no feeding scheme that day/ school opened earlier than expected	0	
5	Financial/cost of education: financial problems/school fees unpaid/ no transport money/did not go on a school trip/did not have complete uniform	0	
6	Child/youth did not want to go to school	0	
7	Transport and physical access: Transport unavailable/school is far away	0	
8	Child/youth was running late for school/fear of punishment	0	
9	Age: Feeling too old/too young to attend school	0	
10	Learning Disabilities/ Learning difficulties/Difficulty coping academically	0	
11	Food insecurity: no or little food	0	
12	Pregnancy	0	
13	Not accepted for enrolment	0	
14	Boredom with school/subject	0	
15	Violence in school/bullying/doesn't feel safe travelling or walking to school	0	
96	Other	47	100.0%
Sysmiss		4373	

Warning: these figures indicate the number of cases found in the data file. They cannot be interpreted as summary statistics of the population of interest.

ie_absschreasoht: Please specify the other reasons for being absent

Information	[Type= discrete] [Format=character] [Missing=*]
Statistics [NW/ W]	[Valid=53 /-]

ie_highlevledu: What is your highest level of education achieved / qualification ('attainment')

Information	[Type= discrete] [Format=numeric] [Range= 0-98] [Missing=*]
Statistics [NW/ W]	[Valid=1632 /-] [Invalid=2788 /-]

Value	Label	Cases	Percentage
0	None	8	0.5%
1	Some primary	76	4.7%
2	Some secondary	552	33.8%
3	Completed secondary/matrikulated	831	50.9%
4	Certificate	103	6.3%
5	Diploma	33	2.0%
6	Bachelors degree	20	1.2%
7	Bachelors + Diploma	3	0.2%
8	Honours	4	0.2%
93	Prefer not to answer	2	0.1%
98	Don't know	0	
Sysmiss		2788	

# ie_highlevledu: What is your highest level of education achieved / qualification ('attainment')			
Warning: these figures indicate the number of cases found in the data file. They cannot be interpreted as summary statistics of the population of interest.			
# ie_employed: Are you currently in full			
Information		[Type= discrete] [Format=numeric] [Range= 1-98] [Missing=*]	
Statistics [NW/ W]		[Valid=3064 /-] [Invalid=1356 /-]	
Value	Label	Cases	Percentage
1	Full-time employment	273	<div><div></div>8.9%</div>
2	No, Not employeed	2483	<div><div></div>81.0%</div>
3	Part-time employment	305	<div><div></div>10.0%</div>
4	Studying	0	
93	Prefer not to answer	1	0.0%
98	Don't know	2	0.1%
Sysmiss		1356	
Warning: these figures indicate the number of cases found in the data file. They cannot be interpreted as summary statistics of the population of interest.			
# ie_othincome: Do you have any other source of income?			
Information		[Type= discrete] [Format=numeric] [Range= 0-98] [Missing=*]	
Statistics [NW/ W]		[Valid=3063 /-] [Invalid=1357 /-]	
Value	Label	Cases	Percentage
0	No, I have never had it	0	
1	Yes	287	<div><div></div>9.4%</div>
2	No	2772	<div><div></div>90.5%</div>
3	Yes, but not sure about the exact age	0	
90	I am not sure	0	
93	Prefer not to answer	4	0.1%
95	Not had sex with this partner in the last 4 weeks	0	
97	N/A	0	
98	Don't know	0	
Sysmiss		1357	
Warning: these figures indicate the number of cases found in the data file. They cannot be interpreted as summary statistics of the population of interest.			
# ie_incomeoth: What Other sources of income do you have?			
Information		[Type= discrete] [Format=character] [Missing=*]	
Statistics [NW/ W]		[Valid=287 /-] [Invalid=0 /-]	
# ie_granttype_1: Do you receive any Government Grant for yourself? Please specify the types of gr			
Information		[Type= discrete] [Format=numeric] [Range= 1-98] [Missing=*]	
Statistics [NW/ W]		[Valid=412 /-] [Invalid=4008 /-]	
Value	Label	Cases	Percentage
1	Yes, Child support	412	<div><div></div>100.0%</div>
2	No, none	0	
3	Yes, Foster Care	0	
4	Yes, Disability Care	0	
5	Yes, Old Age Pension	0	
6	Yes, Child Care	0	
93	Prefer not to answer	0	
96	Other, specify	0	

# ie_granttype_1: Do you receive any Government Grant for yourself? Please specify the types of gr			
Value	Label	Cases	Percentage
98	Don't know	0	
Sysmiss		4008	
Warning: these figures indicate the number of cases found in the data file. They cannot be interpreted as summary statistics of the population of interest.			
# ie_granttype_2: Do you receive any Government Grant for yourself? Please specify the types of gr			
Information	[Type= discrete] [Format=numeric] [Range= 1-98] [Missing=*]		
Statistics [NW/ W]	[Valid=1615 /-] [Invalid=2805 /-]		
Value	Label	Cases	Percentage
1	Yes, Child support	0	
2	No, none	1615	100.0%
3	Yes, Foster Care	0	
4	Yes, Disability Care	0	
5	Yes, Old Age Pension	0	
6	Yes, Child Care	0	
93	Prefer not to answer	0	
96	Other, specify	0	
98	Don't know	0	
Sysmiss		2805	
Warning: these figures indicate the number of cases found in the data file. They cannot be interpreted as summary statistics of the population of interest.			
# ie_granttype_3: Do you receive any Government Grant for yourself? Please specify the types of gr			
Information	[Type= discrete] [Format=numeric] [Range= 1-98] [Missing=*]		
Statistics [NW/ W]	[Valid=28 /-] [Invalid=4392 /-]		
Value	Label	Cases	Percentage
1	Yes, Child support	0	
2	No, none	0	
3	Yes, Foster Care	28	100.0%
4	Yes, Disability Care	0	
5	Yes, Old Age Pension	0	
6	Yes, Child Care	0	
93	Prefer not to answer	0	
96	Other, specify	0	
98	Don't know	0	
Sysmiss		4392	
Warning: these figures indicate the number of cases found in the data file. They cannot be interpreted as summary statistics of the population of interest.			
# ie_granttype_4: Do you receive any Government Grant for yourself? Please specify the types of gr			
Information	[Type= discrete] [Format=numeric] [Range= 1-98] [Missing=*]		
Statistics [NW/ W]	[Valid=15 /-] [Invalid=4405 /-]		
Value	Label	Cases	Percentage
1	Yes, Child support	0	
2	No, none	0	
3	Yes, Foster Care	0	
4	Yes, Disability Care	15	100.0%
5	Yes, Old Age Pension	0	
6	Yes, Child Care	0	

# ie_granttype_4: Do you receive any Government Grant for yourself? Please specify the types of gr			
Value	Label	Cases	Percentage
93	Prefer not to answer	0	
96	Other, specify	0	
98	Don't know	0	
Sysmiss		4405	
Warning: these figures indicate the number of cases found in the data file. They cannot be interpreted as summary statistics of the population of interest.			
# ie_granttype_6: Do you receive any Government Grant for yourself? Please specify the types of gr			
Information	[Type= discrete] [Format=numeric] [Range= 1-98] [Missing=*]		
Statistics [NW/ W]	[Valid=695 /-] [Invalid=3725 /-]		
Value	Label	Cases	Percentage
1	Yes, Child support	0	
2	No, none	0	
3	Yes, Foster Care	0	
4	Yes, Disability Care	0	
5	Yes, Old Age Pension	0	
6	Yes, Child Care	695	100.0%
93	Prefer not to answer	0	
96	Other, specify	0	
98	Don't know	0	
Sysmiss		3725	
Warning: these figures indicate the number of cases found in the data file. They cannot be interpreted as summary statistics of the population of interest.			
# ie_granttype_93: Do you receive any Government Grant for yourself? Please specify the types of gr			
Information	[Type= discrete] [Format=numeric] [Range= 1-98] [Missing=*]		
Statistics [NW/ W]	[Valid=2 /-] [Invalid=4418 /-]		
Value	Label	Cases	Percentage
1	Yes, Child support	0	
2	No, none	0	
3	Yes, Foster Care	0	
4	Yes, Disability Care	0	
5	Yes, Old Age Pension	0	
6	Yes, Child Care	0	
93	Prefer not to answer	2	100.0%
96	Other, specify	0	
98	Don't know	0	
Sysmiss		4418	
Warning: these figures indicate the number of cases found in the data file. They cannot be interpreted as summary statistics of the population of interest.			
# ie_granttype_96: Do you receive any Government Grant for yourself? Please specify the types of gr			
Information	[Type= discrete] [Format=numeric] [Range= 1-98] [Missing=*]		
Statistics [NW/ W]	[Valid=3 /-] [Invalid=4417 /-]		
Value	Label	Cases	Percentage
1	Yes, Child support	0	
2	No, none	0	
3	Yes, Foster Care	0	
4	Yes, Disability Care	0	

# ie_granttype_96: Do you receive any Government Grant for yourself? Please specify the types of gr			
Value	Label	Cases	Percentage
5	Yes, Old Age Pension	0	
6	Yes, Child Care	0	
93	Prefer not to answer	0	
96	Other, specify	3	100.0%
98	Don't know	0	
Sysmiss		4417	
Warning: these figures indicate the number of cases found in the data file. They cannot be interpreted as summary statistics of the population of interest.			
# ie_granttype_98: Do you receive any Government Grant for yourself? Please specify the types of gr			
Information	[Type= discrete] [Format=numeric] [Range= 1-98] [Missing=*]		
Statistics [NW/ W]	[Valid=46 /-] [Invalid=4374 /-]		
Value	Label	Cases	Percentage
1	Yes, Child support	0	
2	No, none	0	
3	Yes, Foster Care	0	
4	Yes, Disability Care	0	
5	Yes, Old Age Pension	0	
6	Yes, Child Care	0	
93	Prefer not to answer	0	
96	Other, specify	0	
98	Don't know	46	100.0%
Sysmiss		4374	
Warning: these figures indicate the number of cases found in the data file. They cannot be interpreted as summary statistics of the population of interest.			
# ie_grantoth: Please specify information on the other grant/s			
Information	[Type= discrete] [Format=character] [Missing=*]		
Statistics [NW/ W]	[Valid=3 /-] [Invalid=0 /-]		
# ie_chores_time: Are you willing to share how much time did you spend doing household chores, suc			
Information	[Type= discrete] [Format=numeric] [Range= 0-98] [Missing=*]		
Statistics [NW/ W]	[Valid=3064 /-] [Invalid=1356 /-]		
Value	Label	Cases	Percentage
0	No, I have never had it	0	
1	Yes	2788	91.0%
2	No	149	4.9%
3	Yes, but not sure about the exact age	0	
90	I am not sure	0	
93	Prefer not to answer	7	0.2%
95	Not had sex with this partner in the last 4 weeks	0	
97	N/A	0	
98	Don't know	120	3.9%
Sysmiss		1356	
Warning: these figures indicate the number of cases found in the data file. They cannot be interpreted as summary statistics of the population of interest.			
# ie_chores_hours: Hours spent on chores [0.5, 1			
Information	[Type= discrete] [Format=character] [Missing=*]		
Statistics [NW/ W]	[Valid=2788 /-] [Invalid=0 /-]		

# ie_items_own01: A blanket			
Information	[Type= discrete] [Format=numeric] [Range= 0-98] [Missing=*]		
Statistics [NW/ W]	[Valid=3064 /-] [Invalid=1356 /-]		
Value	Label	Cases	Percentage
0	No, I have never had it	0	
1	Yes	3014	98.4%
2	No	50	1.6%
3	Yes, but not sure about the exact age	0	
90	I am not sure	0	
93	Prefer not to answer	0	
95	Not had sex with this partner in the last 4 weeks	0	
97	N/A	0	
98	Don't know	0	
Sysmiss		1356	
Warning: these figures indicate the number of cases found in the data file. They cannot be interpreted as summary statistics of the population of interest.			
# ie_items_own02: A pair of shoes			
Information	[Type= discrete] [Format=numeric] [Range= 0-98] [Missing=*]		
Statistics [NW/ W]	[Valid=3064 /-] [Invalid=1356 /-]		
Value	Label	Cases	Percentage
0	No, I have never had it	0	
1	Yes	3030	98.9%
2	No	34	1.1%
3	Yes, but not sure about the exact age	0	
90	I am not sure	0	
93	Prefer not to answer	0	
95	Not had sex with this partner in the last 4 weeks	0	
97	N/A	0	
98	Don't know	0	
Sysmiss		1356	
Warning: these figures indicate the number of cases found in the data file. They cannot be interpreted as summary statistics of the population of interest.			
# ie_items_own03: School uniform			
Information	[Type= discrete] [Format=numeric] [Range= 0-98] [Missing=*]		
Statistics [NW/ W]	[Valid=1428 /-] [Invalid=2992 /-]		
Value	Label	Cases	Percentage
0	No, I have never had it	0	
1	Yes	1415	99.1%
2	No	12	0.8%
3	Yes, but not sure about the exact age	0	
90	I am not sure	0	
93	Prefer not to answer	0	
95	Not had sex with this partner in the last 4 weeks	0	
97	N/A	0	
98	Don't know	1	0.1%
Sysmiss		2992	
Warning: these figures indicate the number of cases found in the data file. They cannot be interpreted as summary statistics of the population of interest.			

# ie_items_own04: Two sets of clothes (other than uniform)			
Information	[Type= discrete] [Format=numeric] [Range= 0-98] [Missing=*]		
Statistics [NW/ W]	[Valid=3064 /-] [Invalid=1356 /-]		
Value	Label	Cases	Percentage
0	No, I have never had it	0	
1	Yes	2900	<div><div></div></div> 94.6%
2	No	133	<div><div></div></div> 4.3%
3	Yes, but not sure about the exact age	0	
90	I am not sure	0	
93	Prefer not to answer	0	
95	Not had sex with this partner in the last 4 weeks	0	
97	N/A	31	<div><div></div></div> 1.0%
98	Don't know	0	
Sysmiss		1356	
Warning: these figures indicate the number of cases found in the data file. They cannot be interpreted as summary statistics of the population of interest.			
# ie_items_own05: A school bag			
Information	[Type= discrete] [Format=numeric] [Range= 0-98] [Missing=*]		
Statistics [NW/ W]	[Valid=1428 /-] [Invalid=2992 /-]		
Value	Label	Cases	Percentage
0	No, I have never had it	0	
1	Yes	1348	<div><div></div></div> 94.4%
2	No	80	<div><div></div></div> 5.6%
3	Yes, but not sure about the exact age	0	
90	I am not sure	0	
93	Prefer not to answer	0	
95	Not had sex with this partner in the last 4 weeks	0	
97	N/A	0	
98	Don't know	0	
Sysmiss		2992	
Warning: these figures indicate the number of cases found in the data file. They cannot be interpreted as summary statistics of the population of interest.			
# ie_items_own06: Some jewelry			
Information	[Type= discrete] [Format=numeric] [Range= 0-98] [Missing=*]		
Statistics [NW/ W]	[Valid=3064 /-] [Invalid=1356 /-]		
Value	Label	Cases	Percentage
0	No, I have never had it	0	
1	Yes	600	<div><div></div></div> 19.6%
2	No	2459	<div><div></div></div> 80.3%
3	Yes, but not sure about the exact age	0	
90	I am not sure	0	
93	Prefer not to answer	1	<div><div></div></div> 0.0%
95	Not had sex with this partner in the last 4 weeks	0	
97	N/A	3	<div><div></div></div> 0.1%
98	Don't know	1	<div><div></div></div> 0.0%
Sysmiss		1356	
Warning: these figures indicate the number of cases found in the data file. They cannot be interpreted as summary statistics of the population of interest.			

# ie_items_own07: Hair clips/ribbons			
Information	[Type= discrete] [Format=numeric] [Range= 0-98] [Missing=*]		
Statistics [NW/ W]	[Valid=577 /-] [Invalid=3843 /-]		
Value	Label	Cases	Percentage
0	No, I have never had it	0	
1	Yes	308	53.4%
2	No	269	46.6%
3	Yes, but not sure about the exact age	0	
90	I am not sure	0	
93	Prefer not to answer	0	
95	Not had sex with this partner in the last 4 weeks	0	
97	N/A	0	
98	Don't know	0	
Sysmiss		3843	
Warning: these figures indicate the number of cases found in the data file. They cannot be interpreted as summary statistics of the population of interest.			
# ie_items_own08: A mobile telephone			
Information	[Type= discrete] [Format=numeric] [Range= 0-98] [Missing=*]		
Statistics [NW/ W]	[Valid=3063 /-] [Invalid=1357 /-]		
Value	Label	Cases	Percentage
0	No, I have never had it	0	
1	Yes	2550	83.3%
2	No	512	16.7%
3	Yes, but not sure about the exact age	0	
90	I am not sure	0	
93	Prefer not to answer	0	
95	Not had sex with this partner in the last 4 weeks	0	
97	N/A	0	
98	Don't know	1	0.0%
Sysmiss		1357	
Warning: these figures indicate the number of cases found in the data file. They cannot be interpreted as summary statistics of the population of interest.			
# ie_items_own09: A clock or a wrist watch			
Information	[Type= discrete] [Format=numeric] [Range= 0-98] [Missing=*]		
Statistics [NW/ W]	[Valid=3064 /-] [Invalid=1356 /-]		
Value	Label	Cases	Percentage
0	No, I have never had it	0	
1	Yes	865	28.2%
2	No	2195	71.6%
3	Yes, but not sure about the exact age	0	
90	I am not sure	0	
93	Prefer not to answer	1	0.0%
95	Not had sex with this partner in the last 4 weeks	0	
97	N/A	3	0.1%
98	Don't know	0	
Sysmiss		1356	
Warning: these figures indicate the number of cases found in the data file. They cannot be interpreted as summary statistics of the population of interest.			

# ie_items_own10: A bicycle			
Information	[Type= discrete] [Format=numeric] [Range= 0-98] [Missing=*]		
Statistics [NW/ W]	[Valid=3064 /-] [Invalid=1356 /-]		
Value	Label	Cases	Percentage
0	No, I have never had it	0	
1	Yes	72	2.3%
2	No	2986	97.5%
3	Yes, but not sure about the exact age	0	
90	I am not sure	0	
93	Prefer not to answer	1	0.0%
95	Not had sex with this partner in the last 4 weeks	0	
97	N/A	4	0.1%
98	Don't know	1	0.0%
Sysmiss		1356	
Warning: these figures indicate the number of cases found in the data file. They cannot be interpreted as summary statistics of the population of interest.			
# ie_dialyneeds_source_1: In the last one year, when you spent money on your daily needs, other odds and e			
Information	[Type= discrete] [Format=numeric] [Range= 1-98] [Missing=*]		
Statistics [NW/ W]	[Valid=573 /-] [Invalid=3847 /-]		
Value	Label	Cases	Percentage
1	My own earnings	573	100.0%
2	Mother	0	
3	Father	0	
4	Guardian you live with	0	
5	Grandparents	0	
6	Other relatives	0	
7	Friend	0	
8	Boyfriend/ girlfriend	0	
9	Husband/wife	0	
10	Own savings	0	
11	Savings group stockvel	0	
12	Casual jobs/chores	0	
13	Steady job	0	
14	Cash transfers	0	
93	Prefer not to answer	0	
96	Social grants other	0	
98	Don't know	0	
Sysmiss		3847	
Warning: these figures indicate the number of cases found in the data file. They cannot be interpreted as summary statistics of the population of interest.			
# ie_dialyneeds_source_10: In the last one year, when you spent money on your daily needs, other odds and e			
Information	[Type= discrete] [Format=numeric] [Range= 1-98] [Missing=*]		
Statistics [NW/ W]	[Valid=26 /-] [Invalid=4394 /-]		
Value	Label	Cases	Percentage
1	My own earnings	0	
2	Mother	0	
3	Father	0	

# ie_dialyneeds_source_10: In the last one year, when you spent money on your daily needs, other odds and e			
Value	Label	Cases	Percentage
4	Guardian you live with	0	
5	Grandparents	0	
6	Other relatives	0	
7	Friend	0	
8	Boyfriend/ girlfriend	0	
9	Husband/wife	0	
10	Own savings	26	100.0%
11	Savings group stockvel	0	
12	Casual jobs/chores	0	
13	Steady job	0	
14	Cash transfers	0	
93	Prefer not to answer	0	
96	Social grants other	0	
98	Don't know	0	
Sysmiss		4394	
Warning: these figures indicate the number of cases found in the data file. They cannot be interpreted as summary statistics of the population of interest.			
# ie_dialyneeds_source_11: In the last one year, when you spent money on your daily needs, other odds and e			
Information	[Type= discrete] [Format=numeric] [Range= 1-98] [Missing=*]		
Statistics [NW/ W]	[Valid=7 /-] [Invalid=4413 /-]		
Value	Label	Cases	Percentage
1	My own earnings	0	
2	Mother	0	
3	Father	0	
4	Guardian you live with	0	
5	Grandparents	0	
6	Other relatives	0	
7	Friend	0	
8	Boyfriend/ girlfriend	0	
9	Husband/wife	0	
10	Own savings	0	
11	Savings group stockvel	7	100.0%
12	Casual jobs/chores	0	
13	Steady job	0	
14	Cash transfers	0	
93	Prefer not to answer	0	
96	Social grants other	0	
98	Don't know	0	
Sysmiss		4413	
Warning: these figures indicate the number of cases found in the data file. They cannot be interpreted as summary statistics of the population of interest.			
# ie_dialyneeds_source_12: In the last one year, when you spent money on your daily needs, other odds and e			
Information	[Type= discrete] [Format=numeric] [Range= 1-98] [Missing=*]		
Statistics [NW/ W]	[Valid=316 /-] [Invalid=4104 /-]		
Value	Label	Cases	Percentage
1	My own earnings	0	

# ie_dialyneeds_source_12: In the last one year, when you spent money on your daily needs, other odds and e			
Value	Label	Cases	Percentage
2	Mother	0	
3	Father	0	
4	Guardian you live with	0	
5	Grandparents	0	
6	Other relatives	0	
7	Friend	0	
8	Boyfriend/ girlfriend	0	
9	Husband/wife	0	
10	Own savings	0	
11	Savings group stockvel	0	
12	Casual jobs/chores	316	100.0%
13	Steady job	0	
14	Cash transfers	0	
93	Prefer not to answer	0	
96	Social grants other	0	
98	Don't know	0	
Sysmiss		4104	
Warning: these figures indicate the number of cases found in the data file. They cannot be interpreted as summary statistics of the population of interest.			
# ie_dialyneeds_source_13: In the last one year, when you spent money on your daily needs, other odds and e			
Information	[Type= discrete] [Format=numeric] [Range= 1-98] [Missing=*]		
Statistics [NW/ W]	[Valid=51 /-] [Invalid=4369 /-]		
Value	Label	Cases	Percentage
1	My own earnings	0	
2	Mother	0	
3	Father	0	
4	Guardian you live with	0	
5	Grandparents	0	
6	Other relatives	0	
7	Friend	0	
8	Boyfriend/ girlfriend	0	
9	Husband/wife	0	
10	Own savings	0	
11	Savings group stockvel	0	
12	Casual jobs/chores	0	
13	Steady job	51	100.0%
14	Cash transfers	0	
93	Prefer not to answer	0	
96	Social grants other	0	
98	Don't know	0	
Sysmiss		4369	
Warning: these figures indicate the number of cases found in the data file. They cannot be interpreted as summary statistics of the population of interest.			
# ie_dialyneeds_source_14: In the last one year, when you spent money on your daily needs, other odds and e			
Information	[Type= discrete] [Format=numeric] [Range= 1-98] [Missing=*]		
Statistics [NW/ W]	[Valid=206 /-] [Invalid=4214 /-]		

ie_dialyneeds_source_14: In the last one year, when you spent money on your daily needs, other odds and e

Value	Label	Cases	Percentage
1	My own earnings	0	
2	Mother	0	
3	Father	0	
4	Guardian you live with	0	
5	Grandparents	0	
6	Other relatives	0	
7	Friend	0	
8	Boyfriend/ girlfriend	0	
9	Husband/wife	0	
10	Own savings	0	
11	Savings group stockvel	0	
12	Casual jobs/chores	0	
13	Steady job	0	
14	Cash transfers	206	100.0%
93	Prefer not to answer	0	
96	Social grants other	0	
98	Don't know	0	
Sysmiss		4214	

Warning: these figures indicate the number of cases found in the data file. They cannot be interpreted as summary statistics of the population of interest.

ie_dialyneeds_source_2: In the last one year, when you spent money on your daily needs, other odds and e

Information	[Type= discrete] [Format=numeric] [Range= 1-98] [Missing=*]
Statistics [NW/ W]	[Valid=649 /-] [Invalid=3771 /-]

Value	Label	Cases	Percentage
1	My own earnings	0	
2	Mother	649	100.0%
3	Father	0	
4	Guardian you live with	0	
5	Grandparents	0	
6	Other relatives	0	
7	Friend	0	
8	Boyfriend/ girlfriend	0	
9	Husband/wife	0	
10	Own savings	0	
11	Savings group stockvel	0	
12	Casual jobs/chores	0	
13	Steady job	0	
14	Cash transfers	0	
93	Prefer not to answer	0	
96	Social grants other	0	
98	Don't know	0	
Sysmiss		3771	

Warning: these figures indicate the number of cases found in the data file. They cannot be interpreted as summary statistics of the population of interest.

ie_dialyneeds_source_3: In the last one year, when you spent money on your daily needs, other odds and e

Information	[Type= discrete] [Format=numeric] [Range= 1-98] [Missing=*]
-------------	---

ie_dialyneeds_source_3: In the last one year, when you spent money on your daily needs, other odds and e

Statistics [NW/ W] [Valid=291 /-] [Invalid=4129 /-]

Value	Label	Cases	Percentage
1	My own earnings	0	
2	Mother	0	
3	Father	291	100.0%
4	Guardian you live with	0	
5	Grandparents	0	
6	Other relatives	0	
7	Friend	0	
8	Boyfriend/ girlfriend	0	
9	Husband/wife	0	
10	Own savings	0	
11	Savings group stockvel	0	
12	Casual jobs/chores	0	
13	Steady job	0	
14	Cash transfers	0	
93	Prefer not to answer	0	
96	Social grants other	0	
98	Don't know	0	
Sysmiss		4129	

Warning: these figures indicate the number of cases found in the data file. They cannot be interpreted as summary statistics of the population of interest.

ie_dialyneeds_source_4: In the last one year, when you spent money on your daily needs, other odds and e

Information [Type= discrete] [Format=numeric] [Range= 1-98] [Missing=*]

Statistics [NW/ W] [Valid=21 /-] [Invalid=4399 /-]

Value	Label	Cases	Percentage
1	My own earnings	0	
2	Mother	0	
3	Father	0	
4	Guardian you live with	21	100.0%
5	Grandparents	0	
6	Other relatives	0	
7	Friend	0	
8	Boyfriend/ girlfriend	0	
9	Husband/wife	0	
10	Own savings	0	
11	Savings group stockvel	0	
12	Casual jobs/chores	0	
13	Steady job	0	
14	Cash transfers	0	
93	Prefer not to answer	0	
96	Social grants other	0	
98	Don't know	0	
Sysmiss		4399	

Warning: these figures indicate the number of cases found in the data file. They cannot be interpreted as summary statistics of the population of interest.

# ie_dialyneeds_source_5: In the last one year, when you spent money on your daily needs, other odds and e			
Information	[Type= discrete] [Format=numeric] [Range= 1-98] [Missing=*]		
Statistics [NW/ W]	[Valid=189 /-] [Invalid=4231 /-]		
Value	Label	Cases	Percentage
1	My own earnings	0	
2	Mother	0	
3	Father	0	
4	Guardian you live with	0	
5	Grandparents	189	100.0%
6	Other relatives	0	
7	Friend	0	
8	Boyfriend/ girlfriend	0	
9	Husband/wife	0	
10	Own savings	0	
11	Savings group stockvel	0	
12	Casual jobs/chores	0	
13	Steady job	0	
14	Cash transfers	0	
93	Prefer not to answer	0	
96	Social grants other	0	
98	Don't know	0	
Sysmiss		4231	
Warning: these figures indicate the number of cases found in the data file. They cannot be interpreted as summary statistics of the population of interest.			
# ie_dialyneeds_source_6: In the last one year, when you spent money on your daily needs, other odds and e			
Information	[Type= discrete] [Format=numeric] [Range= 1-98] [Missing=*]		
Statistics [NW/ W]	[Valid=192 /-] [Invalid=4228 /-]		
Value	Label	Cases	Percentage
1	My own earnings	0	
2	Mother	0	
3	Father	0	
4	Guardian you live with	0	
5	Grandparents	0	
6	Other relatives	192	100.0%
7	Friend	0	
8	Boyfriend/ girlfriend	0	
9	Husband/wife	0	
10	Own savings	0	
11	Savings group stockvel	0	
12	Casual jobs/chores	0	
13	Steady job	0	
14	Cash transfers	0	
93	Prefer not to answer	0	
96	Social grants other	0	
98	Don't know	0	
Sysmiss		4228	
Warning: these figures indicate the number of cases found in the data file. They cannot be interpreted as summary statistics of the population of interest.			

# ie_dialyneeds_source_7: In the last one year, when you spent money on your daily needs, other odds and e			
Information	[Type= discrete] [Format=numeric] [Range= 1-98] [Missing=*]		
Statistics [NW/ W]	[Valid=3 /-] [Invalid=4417 /-]		
Value	Label	Cases	Percentage
1	My own earnings	0	
2	Mother	0	
3	Father	0	
4	Guardian you live with	0	
5	Grandparents	0	
6	Other relatives	0	
7	Friend	3	100.0%
8	Boyfriend/ girlfriend	0	
9	Husband/wife	0	
10	Own savings	0	
11	Savings group stockvel	0	
12	Casual jobs/chores	0	
13	Steady job	0	
14	Cash transfers	0	
93	Prefer not to answer	0	
96	Social grants other	0	
98	Don't know	0	
Sysmiss		4417	
Warning: these figures indicate the number of cases found in the data file. They cannot be interpreted as summary statistics of the population of interest.			
# ie_dialyneeds_source_8: In the last one year, when you spent money on your daily needs, other odds and e			
Information	[Type= discrete] [Format=numeric] [Range= 1-98] [Missing=*]		
Statistics [NW/ W]	[Valid=160 /-] [Invalid=4260 /-]		
Value	Label	Cases	Percentage
1	My own earnings	0	
2	Mother	0	
3	Father	0	
4	Guardian you live with	0	
5	Grandparents	0	
6	Other relatives	0	
7	Friend	0	
8	Boyfriend/ girlfriend	160	100.0%
9	Husband/wife	0	
10	Own savings	0	
11	Savings group stockvel	0	
12	Casual jobs/chores	0	
13	Steady job	0	
14	Cash transfers	0	
93	Prefer not to answer	0	
96	Social grants other	0	
98	Don't know	0	
Sysmiss		4260	
Warning: these figures indicate the number of cases found in the data file. They cannot be interpreted as summary statistics of the population of interest.			

# ie_dialyneeds_source_9: In the last one year, when you spent money on your daily needs, other odds and e			
Information	[Type= discrete] [Format=numeric] [Range= 1-98] [Missing=*]		
Statistics [NW/ W]	[Valid=7 /-] [Invalid=4413 /-]		
Value	Label	Cases	Percentage
1	My own earnings	0	
2	Mother	0	
3	Father	0	
4	Guardian you live with	0	
5	Grandparents	0	
6	Other relatives	0	
7	Friend	0	
8	Boyfriend/ girlfriend	0	
9	Husband/wife	7	100.0%
10	Own savings	0	
11	Savings group stockvel	0	
12	Casual jobs/chores	0	
13	Steady job	0	
14	Cash transfers	0	
93	Prefer not to answer	0	
96	Social grants other	0	
98	Don't know	0	
Sysmiss		4413	
Warning: these figures indicate the number of cases found in the data file. They cannot be interpreted as summary statistics of the population of interest.			
# ie_dialyneeds_source_96: In the last one year, when you spent money on your daily needs, other odds and e			
Information	[Type= discrete] [Format=numeric] [Range= 1-98] [Missing=*]		
Statistics [NW/ W]	[Valid=46 /-] [Invalid=4374 /-]		
Value	Label	Cases	Percentage
1	My own earnings	0	
2	Mother	0	
3	Father	0	
4	Guardian you live with	0	
5	Grandparents	0	
6	Other relatives	0	
7	Friend	0	
8	Boyfriend/ girlfriend	0	
9	Husband/wife	0	
10	Own savings	0	
11	Savings group stockvel	0	
12	Casual jobs/chores	0	
13	Steady job	0	
14	Cash transfers	0	
93	Prefer not to answer	0	
96	Social grants other	46	100.0%
98	Don't know	0	
Sysmiss		4374	
Warning: these figures indicate the number of cases found in the data file. They cannot be interpreted as summary statistics of the population of interest.			

# ie_dailyneeds_spend: In the last one year, did you spend any money on your daily needs, other odds an			
Information		[Type= discrete] [Format=numeric] [Range= 1-98] [Missing=*]	
Statistics [NW/ W]		[Valid=3064 /-] [Invalid=1356 /-]	
Value	Label	Cases	Percentage
1	My own earnings	2262	73.8%
2	Mother	792	25.8%
3	Father	0	
4	Guardian you live with	0	
5	Grandparents	0	
6	Other relatives	0	
7	Friend	0	
8	Boyfriend/ girlfriend	0	
9	Husband/wife	0	
10	Own savings	0	
11	Savings group stockvel	0	
12	Casual jobs/chores	0	
13	Steady job	0	
14	Cash transfers	0	
93	Prefer not to answer	4	0.1%
96	Social grants other	0	
98	Don't know	6	0.2%
Sysmiss		1356	
Warning: these figures indicate the number of cases found in the data file. They cannot be interpreted as summary statistics of the population of interest.			
# ie_dailyn_source_oth: Please specify other source of money			
Information		[Type= discrete] [Format=character] [Missing=*]	
Statistics [NW/ W]		[Valid=57 /-] [Invalid=0 /-]	
# ie_spenton_12mths_0: What did you typically spend money on, in the past year?			
Information		[Type= discrete] [Format=numeric] [Range= 0-96] [Missing=*]	
Statistics [NW/ W]		[Valid=36 /-] [Invalid=4384 /-]	
Value	Label	Cases	Percentage
0	Did not spend any	36	100.0%
1	Food for family	0	
2	Food for self	0	
3	Transport	0	
4	School fees / Education	0	
5	Clothes	0	
6	Toiletries for self	0	
7	Medicines	0	
8	Alcohol	0	
9	Sanitary towels/tampons	0	
10	Remittances to family	0	
96	Other, specify	0	
Sysmiss		4384	
Warning: these figures indicate the number of cases found in the data file. They cannot be interpreted as summary statistics of the population of interest.			

# ie_spenton_12mths_1: What did you typically spend money on, in the past year?			
Information		[Type= discrete] [Format=numeric] [Range= 0-96] [Missing=*]	
Statistics [NW/ W]		[Valid=632 /-] [Invalid=3788 /-]	
Value	Label	Cases	Percentage
0	Did not spend any	0	
1	Food for family	632	<div></div> 100.0%
2	Food for self	0	
3	Transport	0	
4	School fees / Education	0	
5	Clothes	0	
6	Toiletries for self	0	
7	Medicines	0	
8	Alcohol	0	
9	Sanitary towels/tampons	0	
10	Remittances to family	0	
96	Other, specify	0	
Sysmiss		3788	
<i>Warning: these figures indicate the number of cases found in the data file. They cannot be interpreted as summary statistics of the population of interest.</i>			
# ie_spenton_12mths_10: What did you typically spend money on, in the past year?			
Information		[Type= discrete] [Format=numeric] [Range= 0-96] [Missing=*]	
Statistics [NW/ W]		[Valid=59 /-] [Invalid=4361 /-]	
Value	Label	Cases	Percentage
0	Did not spend any	0	
1	Food for family	0	
2	Food for self	0	
3	Transport	0	
4	School fees / Education	0	
5	Clothes	0	
6	Toiletries for self	0	
7	Medicines	0	
8	Alcohol	0	
9	Sanitary towels/tampons	0	
10	Remittances to family	59	<div></div> 100.0%
96	Other, specify	0	
Sysmiss		4361	
<i>Warning: these figures indicate the number of cases found in the data file. They cannot be interpreted as summary statistics of the population of interest.</i>			
# ie_spenton_12mths_2: What did you typically spend money on, in the past year?			
Information		[Type= discrete] [Format=numeric] [Range= 0-96] [Missing=*]	
Statistics [NW/ W]		[Valid=638 /-] [Invalid=3782 /-]	
Value	Label	Cases	Percentage
0	Did not spend any	0	
1	Food for family	0	
2	Food for self	638	<div></div> 100.0%
3	Transport	0	
4	School fees / Education	0	

# ie_spenton_12mths_2: What did you typically spend money on, in the past year?			
Value	Label	Cases	Percentage
5	Clothes	0	
6	Toiletries for self	0	
7	Medicines	0	
8	Alcohol	0	
9	Sanitary towels/tampons	0	
10	Remittances to family	0	
96	Other, specify	0	
Sysmiss		3782	
Warning: these figures indicate the number of cases found in the data file. They cannot be interpreted as summary statistics of the population of interest.			
# ie_spenton_12mths_3: What did you typically spend money on, in the past year?			
Information	[Type= discrete] [Format=numeric] [Range= 0-96] [Missing=*]		
Statistics [NW/ W]	[Valid=30 /-] [Invalid=4390 /-]		
Value	Label	Cases	Percentage
0	Did not spend any	0	
1	Food for family	0	
2	Food for self	0	
3	Transport	30	100.0%
4	School fees / Education	0	
5	Clothes	0	
6	Toiletries for self	0	
7	Medicines	0	
8	Alcohol	0	
9	Sanitary towels/tampons	0	
10	Remittances to family	0	
96	Other, specify	0	
Sysmiss		4390	
Warning: these figures indicate the number of cases found in the data file. They cannot be interpreted as summary statistics of the population of interest.			
# ie_spenton_12mths_4: What did you typically spend money on, in the past year?			
Information	[Type= discrete] [Format=numeric] [Range= 0-96] [Missing=*]		
Statistics [NW/ W]	[Valid=86 /-] [Invalid=4334 /-]		
Value	Label	Cases	Percentage
0	Did not spend any	0	
1	Food for family	0	
2	Food for self	0	
3	Transport	0	
4	School fees / Education	86	100.0%
5	Clothes	0	
6	Toiletries for self	0	
7	Medicines	0	
8	Alcohol	0	
9	Sanitary towels/tampons	0	
10	Remittances to family	0	
96	Other, specify	0	
Sysmiss		4334	

# ie_spenton_12mths_4: What did you typically spend money on, in the past year?			
Warning: these figures indicate the number of cases found in the data file. They cannot be interpreted as summary statistics of the population of interest.			
# ie_spenton_12mths_5: What did you typically spend money on, in the past year?			
Information	[Type= discrete] [Format=numeric] [Range= 0-96] [Missing=*]		
Statistics [NW/ W]	[Valid=1387 /-] [Invalid=3033 /-]		
Value	Label	Cases	Percentage
0	Did not spend any	0	
1	Food for family	0	
2	Food for self	0	
3	Transport	0	
4	School fees / Education	0	
5	Clothes	1387	100.0%
6	Toiletries for self	0	
7	Medicines	0	
8	Alcohol	0	
9	Sanitary towels/tampons	0	
10	Remittances to family	0	
96	Other, specify	0	
Sysmiss		3033	
Warning: these figures indicate the number of cases found in the data file. They cannot be interpreted as summary statistics of the population of interest.			
# ie_spenton_12mths_6: What did you typically spend money on, in the past year?			
Information	[Type= discrete] [Format=numeric] [Range= 0-96] [Missing=*]		
Statistics [NW/ W]	[Valid=1227 /-] [Invalid=3193 /-]		
Value	Label	Cases	Percentage
0	Did not spend any	0	
1	Food for family	0	
2	Food for self	0	
3	Transport	0	
4	School fees / Education	0	
5	Clothes	0	
6	Toiletries for self	1227	100.0%
7	Medicines	0	
8	Alcohol	0	
9	Sanitary towels/tampons	0	
10	Remittances to family	0	
96	Other, specify	0	
Sysmiss		3193	
Warning: these figures indicate the number of cases found in the data file. They cannot be interpreted as summary statistics of the population of interest.			
# ie_spenton_12mths_7: What did you typically spend money on, in the past year?			
Information	[Type= discrete] [Format=numeric] [Range= 0-96] [Missing=*]		
Statistics [NW/ W]	[Valid=43 /-] [Invalid=4377 /-]		
Value	Label	Cases	Percentage
0	Did not spend any	0	
1	Food for family	0	
2	Food for self	0	

# ie_spenton_12mths_7: What did you typically spend money on, in the past year?			
Value	Label	Cases	Percentage
3	Transport	0	
4	School fees / Education	0	
5	Clothes	0	
6	Toiletries for self	0	
7	Medicines	43	<div></div> 100.0%
8	Alcohol	0	
9	Sanitary towels/tampons	0	
10	Remittances to family	0	
96	Other, specify	0	
Sysmiss		4377	
Warning: these figures indicate the number of cases found in the data file. They cannot be interpreted as summary statistics of the population of interest.			
# ie_spenton_12mths_8: What did you typically spend money on, in the past year?			
Information	[Type= discrete] [Format=numeric] [Range= 0-96] [Missing=*]		
Statistics [NW/ W]	[Valid=100 /-] [Invalid=4320 /-]		
Value	Label	Cases	Percentage
0	Did not spend any	0	
1	Food for family	0	
2	Food for self	0	
3	Transport	0	
4	School fees / Education	0	
5	Clothes	0	
6	Toiletries for self	0	
7	Medicines	0	
8	Alcohol	100	<div></div> 100.0%
9	Sanitary towels/tampons	0	
10	Remittances to family	0	
96	Other, specify	0	
Sysmiss		4320	
Warning: these figures indicate the number of cases found in the data file. They cannot be interpreted as summary statistics of the population of interest.			
# ie_spenton_12mths_9: What did you typically spend money on, in the past year?			
Information	[Type= discrete] [Format=numeric] [Range= 0-96] [Missing=*]		
Statistics [NW/ W]	[Valid=96 /-] [Invalid=4324 /-]		
Value	Label	Cases	Percentage
0	Did not spend any	0	
1	Food for family	0	
2	Food for self	0	
3	Transport	0	
4	School fees / Education	0	
5	Clothes	0	
6	Toiletries for self	0	
7	Medicines	0	
8	Alcohol	0	
9	Sanitary towels/tampons	96	<div></div> 100.0%
10	Remittances to family	0	

# ie_spenton_12mths_9: What did you typically spend money on, in the past year?			
Value	Label	Cases	Percentage
96	Other, specify	0	
Sysmiss		4324	
Warning: these figures indicate the number of cases found in the data file. They cannot be interpreted as summary statistics of the population of interest.			
# ie_spenton_12mths_96: What did you typically spend money on, in the past year?			
Information	[Type= discrete] [Format=numeric] [Range= 0-96] [Missing=*]		
Statistics [NW/ W]	[Valid=414 /-] [Invalid=4006 /-]		
Value	Label	Cases	Percentage
0	Did not spend any	0	
1	Food for family	0	
2	Food for self	0	
3	Transport	0	
4	School fees / Education	0	
5	Clothes	0	
6	Toiletries for self	0	
7	Medicines	0	
8	Alcohol	0	
9	Sanitary towels/tampons	0	
10	Remittances to family	0	
96	Other, specify	414	<div><div></div></div> 100.0%
Sysmiss		4006	
Warning: these figures indicate the number of cases found in the data file. They cannot be interpreted as summary statistics of the population of interest.			
# ie_spenton_oth: Please specify details on other items you spend money on			
Information	[Type= discrete] [Format=character] [Missing=*]		
Statistics [NW/ W]	[Valid=443 /-] [Invalid=0 /-]		
# ie_spenton_decide: Who decides what you spend money on?			
Information	[Type= discrete] [Format=numeric] [Range= 1-98] [Missing=*]		
Statistics [NW/ W]	[Valid=2262 /-] [Invalid=2158 /-]		
Value	Label	Cases	Percentage
1	I decide	2129	<div><div></div></div> 94.1%
2	The husband / spouse decides	6	<div><div></div></div> 0.3%
3	Dad decides	10	<div><div></div></div> 0.4%
4	Mom decides	89	<div><div></div></div> 3.9%
5	Me with my husband / spouse	4	<div><div></div></div> 0.2%
6	Me with my dad / mom	5	<div><div></div></div> 0.2%
93	Prefer not to answer	0	
96	Other, specify	19	<div><div></div></div> 0.8%
98	Don't know	0	
Sysmiss		2158	
Warning: these figures indicate the number of cases found in the data file. They cannot be interpreted as summary statistics of the population of interest.			
# ie_spentdecide_oth: Please specify details on other person who decide how you are spending your mone			
Information	[Type= discrete] [Format=character] [Missing=*]		
Statistics [NW/ W]	[Valid=19 /-] [Invalid=0 /-]		

# ie_saved_money_12mths: In the past twelve months, have you saved, or put money aside to use at a later			
Information	[Type= discrete] [Format=numeric] [Range= 0-98] [Missing=*]		
Statistics [NW/ W]	[Valid=3064 /-] [Invalid=1356 /-]		
Value	Label	Cases	Percentage
0	No, I have never had it	0	
1	Yes	970	<div><div></div></div> 31.7%
2	No	2084	<div><div></div></div> 68.0%
3	Yes, but not sure about the exact age	0	
90	I am not sure	0	
93	Prefer not to answer	5	<div><div></div></div> 0.2%
95	Not had sex with this partner in the last 4 weeks	0	
97	N/A	0	
98	Don't know	5	<div><div></div></div> 0.2%
Sysmiss		1356	
Warning: these figures indicate the number of cases found in the data file. They cannot be interpreted as summary statistics of the population of interest.			
# ie_access_savings: Do you have control over these savings? (i.e., Where and how they are stored, an			
Information	[Type= discrete] [Format=numeric] [Range= 0-98] [Missing=*]		
Statistics [NW/ W]	[Valid=970 /-] [Invalid=3450 /-]		
Value	Label	Cases	Percentage
0	No, I have never had it	0	
1	Yes	893	<div><div></div></div> 92.1%
2	No	77	<div><div></div></div> 7.9%
3	Yes, but not sure about the exact age	0	
90	I am not sure	0	
93	Prefer not to answer	0	
95	Not had sex with this partner in the last 4 weeks	0	
97	N/A	0	
98	Don't know	0	
Sysmiss		3450	
Warning: these figures indicate the number of cases found in the data file. They cannot be interpreted as summary statistics of the population of interest.			
# ie_saving_for_1: What are you saving for? [Do not read from list]			
Information	[Type= discrete] [Format=numeric] [Range= 1-96] [Missing=*]		
Statistics [NW/ W]	[Valid=386 /-] [Invalid=4034 /-]		
Value	Label	Cases	Percentage
1	Emergencies	386	<div><div></div></div> 100.0%
2	Personal items	0	
3	Household expenses	0	
4	Own school fees	0	
5	School fees for others	0	
6	School supplies	0	
7	Own business	0	
8	Family business	0	
9	General future use	0	
10	Agricultural inputs	0	
11	Medical expenses for self	0	

# ie_saving_for_1: What are you saving for? [Do not read from list]			
Value	Label	Cases	Percentage
12	Medical expenses for other	0	
13	Transport/trips	0	
14	Prefer not to answer	0	
96	Other	0	
Sysmiss		4034	
Warning: these figures indicate the number of cases found in the data file. They cannot be interpreted as summary statistics of the population of interest.			
# ie_saving_for_11: What are you saving for? [Do not read from list]			
Information	[Type= discrete] [Format=numeric] [Range= 1-96] [Missing=*]		
Statistics [NW/ W]	[Valid=5 /-] [Invalid=4415 /-]		
Value	Label	Cases	Percentage
1	Emergencies	0	
2	Personal items	0	
3	Household expenses	0	
4	Own school fees	0	
5	School fees for others	0	
6	School supplies	0	
7	Own business	0	
8	Family business	0	
9	General future use	0	
10	Agricultural inputs	0	
11	Medical expenses for self	5	
12	Medical expenses for other	0	
13	Transport/trips	0	
14	Prefer not to answer	0	
96	Other	0	
Sysmiss		4415	
Warning: these figures indicate the number of cases found in the data file. They cannot be interpreted as summary statistics of the population of interest.			
# ie_saving_for_12: What are you saving for? [Do not read from list]			
Information	[Type= discrete] [Format=numeric] [Range= 1-96] [Missing=*]		
Statistics [NW/ W]	[Valid=6 /-] [Invalid=4414 /-]		
Value	Label	Cases	Percentage
1	Emergencies	0	
2	Personal items	0	
3	Household expenses	0	
4	Own school fees	0	
5	School fees for others	0	
6	School supplies	0	
7	Own business	0	
8	Family business	0	
9	General future use	0	
10	Agricultural inputs	0	
11	Medical expenses for self	0	
12	Medical expenses for other	6	
13	Transport/trips	0	

# ie_saving_for_12: What are you saving for? [Do not read from list]			
Value	Label	Cases	Percentage
14	Prefer not to answer	0	
96	Other	0	
Sysmiss		4414	
Warning: these figures indicate the number of cases found in the data file. They cannot be interpreted as summary statistics of the population of interest.			
# ie_saving_for_13: What are you saving for? [Do not read from list]			
Information	[Type= discrete] [Format=numeric] [Range= 1-96] [Missing=*]		
Statistics [NW/ W]	[Valid=31 /-] [Invalid=4389 /-]		
Value	Label	Cases	Percentage
1	Emergencies	0	
2	Personal items	0	
3	Household expenses	0	
4	Own school fees	0	
5	School fees for others	0	
6	School supplies	0	
7	Own business	0	
8	Family business	0	
9	General future use	0	
10	Agricultural inputs	0	
11	Medical expenses for self	0	
12	Medical expenses for other	0	
13	Transport/trips	31	100.0%
14	Prefer not to answer	0	
96	Other	0	
Sysmiss		4389	
Warning: these figures indicate the number of cases found in the data file. They cannot be interpreted as summary statistics of the population of interest.			
# ie_saving_for_14: What are you saving for? [Do not read from list]			
Information	[Type= discrete] [Format=numeric] [Range= 1-96] [Missing=*]		
Statistics [NW/ W]	[Valid=1 /-] [Invalid=4419 /-]		
Value	Label	Cases	Percentage
1	Emergencies	0	
2	Personal items	0	
3	Household expenses	0	
4	Own school fees	0	
5	School fees for others	0	
6	School supplies	0	
7	Own business	0	
8	Family business	0	
9	General future use	0	
10	Agricultural inputs	0	
11	Medical expenses for self	0	
12	Medical expenses for other	0	
13	Transport/trips	0	
14	Prefer not to answer	1	100.0%
96	Other	0	

# ie_saving_for_14: What are you saving for? [Do not read from list]			
Value	Label	Cases	Percentage
Sysmiss		4419	
Warning: these figures indicate the number of cases found in the data file. They cannot be interpreted as summary statistics of the population of interest.			
# ie_saving_for_2: What are you saving for? [Do not read from list]			
Information	[Type= discrete] [Format=numeric] [Range= 1-96] [Missing=*]		
Statistics [NW/ W]	[Valid=587 /-] [Invalid=3833 /-]		
Value	Label	Cases	Percentage
1	Emergencies	0	
2	Personal items	587	100.0%
3	Household expenses	0	
4	Own school fees	0	
5	School fees for others	0	
6	School supplies	0	
7	Own business	0	
8	Family business	0	
9	General future use	0	
10	Agricultural inputs	0	
11	Medical expenses for self	0	
12	Medical expenses for other	0	
13	Transport/trips	0	
14	Prefer not to answer	0	
96	Other	0	
Sysmiss		3833	
Warning: these figures indicate the number of cases found in the data file. They cannot be interpreted as summary statistics of the population of interest.			
# ie_saving_for_3: What are you saving for? [Do not read from list]			
Information	[Type= discrete] [Format=numeric] [Range= 1-96] [Missing=*]		
Statistics [NW/ W]	[Valid=138 /-] [Invalid=4282 /-]		
Value	Label	Cases	Percentage
1	Emergencies	0	
2	Personal items	0	
3	Household expenses	138	100.0%
4	Own school fees	0	
5	School fees for others	0	
6	School supplies	0	
7	Own business	0	
8	Family business	0	
9	General future use	0	
10	Agricultural inputs	0	
11	Medical expenses for self	0	
12	Medical expenses for other	0	
13	Transport/trips	0	
14	Prefer not to answer	0	
96	Other	0	
Sysmiss		4282	
Warning: these figures indicate the number of cases found in the data file. They cannot be interpreted as summary statistics of the population of interest.			

# ie_saving_for_4: What are you saving for? [Do not read from list]			
Information	[Type= discrete] [Format=numeric] [Range= 1-96] [Missing=*]		
Statistics [NW/ W]	[Valid=50 /-] [Invalid=4370 /-]		
Value	Label	Cases	Percentage
1	Emergencies	0	
2	Personal items	0	
3	Household expenses	0	
4	Own school fees	50	100.0%
5	School fees for others	0	
6	School supplies	0	
7	Own business	0	
8	Family business	0	
9	General future use	0	
10	Agricultural inputs	0	
11	Medical expenses for self	0	
12	Medical expenses for other	0	
13	Transport/trips	0	
14	Prefer not to answer	0	
96	Other	0	
Sysmiss		4370	
Warning: these figures indicate the number of cases found in the data file. They cannot be interpreted as summary statistics of the population of interest.			
# ie_saving_for_5: What are you saving for? [Do not read from list]			
Information	[Type= discrete] [Format=numeric] [Range= 1-96] [Missing=*]		
Statistics [NW/ W]	[Valid=16 /-] [Invalid=4404 /-]		
Value	Label	Cases	Percentage
1	Emergencies	0	
2	Personal items	0	
3	Household expenses	0	
4	Own school fees	0	
5	School fees for others	16	100.0%
6	School supplies	0	
7	Own business	0	
8	Family business	0	
9	General future use	0	
10	Agricultural inputs	0	
11	Medical expenses for self	0	
12	Medical expenses for other	0	
13	Transport/trips	0	
14	Prefer not to answer	0	
96	Other	0	
Sysmiss		4404	
Warning: these figures indicate the number of cases found in the data file. They cannot be interpreted as summary statistics of the population of interest.			
# ie_saving_for_6: What are you saving for? [Do not read from list]			
Information	[Type= discrete] [Format=numeric] [Range= 1-96] [Missing=*]		
Statistics [NW/ W]	[Valid=30 /-] [Invalid=4390 /-]		

# ie_saving_for_6: What are you saving for? [Do not read from list]			
Value	Label	Cases	Percentage
1	Emergencies	0	
2	Personal items	0	
3	Household expenses	0	
4	Own school fees	0	
5	School fees for others	0	
6	School supplies	30	100.0%
7	Own business	0	
8	Family business	0	
9	General future use	0	
10	Agricultural inputs	0	
11	Medical expenses for self	0	
12	Medical expenses for other	0	
13	Transport/trips	0	
14	Prefer not to answer	0	
96	Other	0	
Sysmiss		4390	
Warning: these figures indicate the number of cases found in the data file. They cannot be interpreted as summary statistics of the population of interest.			
# ie_saving_for_7: What are you saving for? [Do not read from list]			
Information	[Type= discrete] [Format=numeric] [Range= 1-96] [Missing=*]		
Statistics [NW/ W]	[Valid=17 /-] [Invalid=4403 /-]		
Value	Label	Cases	Percentage
1	Emergencies	0	
2	Personal items	0	
3	Household expenses	0	
4	Own school fees	0	
5	School fees for others	0	
6	School supplies	0	
7	Own business	17	100.0%
8	Family business	0	
9	General future use	0	
10	Agricultural inputs	0	
11	Medical expenses for self	0	
12	Medical expenses for other	0	
13	Transport/trips	0	
14	Prefer not to answer	0	
96	Other	0	
Sysmiss		4403	
Warning: these figures indicate the number of cases found in the data file. They cannot be interpreted as summary statistics of the population of interest.			
# ie_saving_for_8: What are you saving for? [Do not read from list]			
Information	[Type= discrete] [Format=numeric] [Range= 1-96] [Missing=*]		
Statistics [NW/ W]	[Valid=3 /-] [Invalid=4417 /-]		
Value	Label	Cases	Percentage
1	Emergencies	0	

# ie_saving_for_8: What are you saving for? [Do not read from list]			
Value	Label	Cases	Percentage
2	Personal items	0	
3	Household expenses	0	
4	Own school fees	0	
5	School fees for others	0	
6	School supplies	0	
7	Own business	0	
8	Family business	3	100.0%
9	General future use	0	
10	Agricultural inputs	0	
11	Medical expenses for self	0	
12	Medical expenses for other	0	
13	Transport/trips	0	
14	Prefer not to answer	0	
96	Other	0	
Sysmiss		4417	
Warning: these figures indicate the number of cases found in the data file. They cannot be interpreted as summary statistics of the population of interest.			
# ie_saving_for_9: What are you saving for? [Do not read from list]			
Information	[Type= discrete] [Format=numeric] [Range= 1-96] [Missing=*]		
Statistics [NW/ W]	[Valid=272 /-] [Invalid=4148 /-]		
Value	Label	Cases	Percentage
1	Emergencies	0	
2	Personal items	0	
3	Household expenses	0	
4	Own school fees	0	
5	School fees for others	0	
6	School supplies	0	
7	Own business	0	
8	Family business	0	
9	General future use	272	100.0%
10	Agricultural inputs	0	
11	Medical expenses for self	0	
12	Medical expenses for other	0	
13	Transport/trips	0	
14	Prefer not to answer	0	
96	Other	0	
Sysmiss		4148	
Warning: these figures indicate the number of cases found in the data file. They cannot be interpreted as summary statistics of the population of interest.			
# ie_saving_for_96: What are you saving for? [Do not read from list]			
Information	[Type= discrete] [Format=numeric] [Range= 1-96] [Missing=*]		
Statistics [NW/ W]	[Valid=21 /-] [Invalid=4399 /-]		
Value	Label	Cases	Percentage
1	Emergencies	0	
2	Personal items	0	
3	Household expenses	0	

# ie_saving_for_96: What are you saving for? [Do not read from list]				
Value	Label	Cases	Percentage	
4	Own school fees	0	<div></div>	
5	School fees for others	0		
6	School supplies	0		
7	Own business	0		
8	Family business	0		
9	General future use	0		
10	Agricultural inputs	0		
11	Medical expenses for self	0		
12	Medical expenses for other	0		
13	Transport/trips	0		
14	Prefer not to answer	0		
96	Other	21		
Sysmiss		4399		
Warning: these figures indicate the number of cases found in the data file. They cannot be interpreted as summary statistics of the population of interest.				
# ie_saving_for_oth: Please specify details on what other things you are saving for				
Information	[Type= discrete] [Format=character] [Missing=*]			
Statistics [NW/ W]	[Valid=22 /-] [Invalid=0 /-]			
# ie_has_budget: Do you have such a plan?				
Information	[Type= discrete] [Format=numeric] [Range= 0-98] [Missing=*]			
Statistics [NW/ W]	[Valid=3064 /-] [Invalid=1356 /-]			
Value	Label	Cases	Percentage	
0	No, I have never had it	0	<div></div>	
1	Yes	279		
2	No	2771		
3	Yes, but not sure about the exact age	0		
90	I am not sure	0		
93	Prefer not to answer	11		
95	Not had sex with this partner in the last 4 weeks	0		
97	N/A	0		
98	Don't know	3		
Sysmiss		1356		
Warning: these figures indicate the number of cases found in the data file. They cannot be interpreted as summary statistics of the population of interest.				
# ie_has_written_budget: Is your plan written down?				
Information	[Type= discrete] [Format=numeric] [Range= 0-98] [Missing=*]			
Statistics [NW/ W]	[Valid=279 /-] [Invalid=4141 /-]			
Value	Label	Cases	Percentage	
0	No, I have never had it	0	<div></div>	
1	Yes	118		
2	No	160		
3	Yes, but not sure about the exact age	0		
90	I am not sure	0		
93	Prefer not to answer	1		
95	Not had sex with this partner in the last 4 weeks	0		

# ie_has_written_budget: Is your plan written down?			
Value	Label	Cases	Percentage
97	N/A	0	
98	Don't know	0	
Sysmiss		4141	
Warning: these figures indicate the number of cases found in the data file. They cannot be interpreted as summary statistics of the population of interest.			
# ie_follow_budget: Would you say that you follow your plan all of the time, some of the time, rarel			
Information	[Type= discrete] [Format=numeric] [Range= 1-4] [Missing=*]		
Statistics [NW/ W]	[Valid=279 /-] [Invalid=4141 /-]		
Value	Label	Cases	Percentage
1	All of the time	130	<div></div> 46.6%
2	Some of the time	126	<div></div> 45.2%
3	Rarely	17	<div></div> 6.1%
4	Never	6	<div></div> 2.2%
Sysmiss		4141	
Warning: these figures indicate the number of cases found in the data file. They cannot be interpreted as summary statistics of the population of interest.			
# ie_budget_type_1: What would you call that kind of plan?			
Information	[Type= discrete] [Format=numeric] [Range= 1-98] [Missing=*]		
Statistics [NW/ W]	[Valid=204 /-] [Invalid=4216 /-]		
Value	Label	Cases	Percentage
1	Budget	204	<div></div> 100.0%
2	Savings plan	0	
3	Financial goal	0	
96	Other	0	
98	Don't know	0	
Sysmiss		4216	
Warning: these figures indicate the number of cases found in the data file. They cannot be interpreted as summary statistics of the population of interest.			
# ie_budget_type_2: What would you call that kind of plan?			
Information	[Type= discrete] [Format=numeric] [Range= 1-98] [Missing=*]		
Statistics [NW/ W]	[Valid=57 /-] [Invalid=4363 /-]		
Value	Label	Cases	Percentage
1	Budget	0	
2	Savings plan	57	<div></div> 100.0%
3	Financial goal	0	
96	Other	0	
98	Don't know	0	
Sysmiss		4363	
Warning: these figures indicate the number of cases found in the data file. They cannot be interpreted as summary statistics of the population of interest.			
# ie_budget_type_3: What would you call that kind of plan?			
Information	[Type= discrete] [Format=numeric] [Range= 1-98] [Missing=*]		
Statistics [NW/ W]	[Valid=3 /-] [Invalid=4417 /-]		
Value	Label	Cases	Percentage
1	Budget	0	
2	Savings plan	0	

# ie_budget_type_3: What would you call that kind of plan?				
Value	Label	Cases	Percentage	
3	Financial goal	3	<div><div></div></div> 100.0%	
96	Other	0		
98	Don't know	0		
Sysmiss		4417		
Warning: these figures indicate the number of cases found in the data file. They cannot be interpreted as summary statistics of the population of interest.				
# ie_budget_type_98: What would you call that kind of plan?				
Information	[Type= discrete] [Format=numeric] [Range= 1-98] [Missing=*]			
Statistics [NW/ W]	[Valid=5 -/] [Invalid=4415 -/]			
Value	Label	Cases	Percentage	
1	Budget	0	<div><div></div></div> 100.0%	
2	Savings plan	0		
3	Financial goal	0		
96	Other	0		
98	Don't know	5		
Sysmiss		4415		
Warning: these figures indicate the number of cases found in the data file. They cannot be interpreted as summary statistics of the population of interest.				
# ie_wayof_saving_1: What are the ways you are saving your money?				
Information	[Type= discrete] [Format=numeric] [Range= 1-98] [Missing=*]			
Statistics [NW/ W]	[Valid=499 -/] [Invalid=3921 -/]			
Value	Label	Cases	Percentage	
1	Bank/bank account	499	<div><div></div></div> 100.0%	
2	Savings account	0		
3	Homebank/under mattress/hole	0		
4	Box/closet	0		
5	With a friend	0		
6	With a parent or guardian	0		
7	In a savings group/ stockvel	0		
8	Shopkeeper	0		
9	Investments	0		
93	Prefer not to answer	0		
98	Don't know	0		
Sysmiss		3921		
Warning: these figures indicate the number of cases found in the data file. They cannot be interpreted as summary statistics of the population of interest.				
# ie_wayof_saving_2: What are the ways you are saving your money?				
Information	[Type= discrete] [Format=numeric] [Range= 1-98] [Missing=*]			
Statistics [NW/ W]	[Valid=54 -/] [Invalid=4366 -/]			
Value	Label	Cases	Percentage	
1	Bank/bank account	0	<div><div></div></div> 100.0%	
2	Savings account	54		
3	Homebank/under mattress/hole	0		
4	Box/closet	0		
5	With a friend	0		
6	With a parent or guardian	0		

# ie_wayof_saving_2: What are the ways you are saving your money?			
Value	Label	Cases	Percentage
7	In a savings group/ stockvel	0	
8	Shopkeeper	0	
9	Investments	0	
93	Prefer not to answer	0	
98	Don't know	0	
Sysmiss		4366	
Warning: these figures indicate the number of cases found in the data file. They cannot be interpreted as summary statistics of the population of interest.			
# ie_wayof_saving_3: What are the ways you are saving your money?			
Information		[Type= discrete] [Format=numeric] [Range= 1-98] [Missing=*]	
Statistics [NW/ W]		[Valid=167 /-] [Invalid=4253 /-]	
Value	Label	Cases	Percentage
1	Bank/bank account	0	
2	Savings account	0	
3	Homebank/under mattress/hole	167	100.0%
4	Box/closet	0	
5	With a friend	0	
6	With a parent or guardian	0	
7	In a savings group/ stockvel	0	
8	Shopkeeper	0	
9	Investments	0	
93	Prefer not to answer	0	
98	Don't know	0	
Sysmiss		4253	
Warning: these figures indicate the number of cases found in the data file. They cannot be interpreted as summary statistics of the population of interest.			
# ie_wayof_saving_4: What are the ways you are saving your money?			
Information		[Type= discrete] [Format=numeric] [Range= 1-98] [Missing=*]	
Statistics [NW/ W]		[Valid=219 /-] [Invalid=4201 /-]	
Value	Label	Cases	Percentage
1	Bank/bank account	0	
2	Savings account	0	
3	Homebank/under mattress/hole	0	
4	Box/closet	219	100.0%
5	With a friend	0	
6	With a parent or guardian	0	
7	In a savings group/ stockvel	0	
8	Shopkeeper	0	
9	Investments	0	
93	Prefer not to answer	0	
98	Don't know	0	
Sysmiss		4201	
Warning: these figures indicate the number of cases found in the data file. They cannot be interpreted as summary statistics of the population of interest.			
# ie_wayof_saving_5: What are the ways you are saving your money?			
Information		[Type= discrete] [Format=numeric] [Range= 1-98] [Missing=*]	

ie_wayof_saving_5: What are the ways you are saving your money?

Statistics [NW/ W]

[Valid=3 /-] [Invalid=4417 /-]

Value	Label	Cases	Percentage
1	Bank/bank account	0	
2	Savings account	0	
3	Homebank/under mattress/hole	0	
4	Box/closet	0	
5	With a friend	3	100.0%
6	With a parent or guardian	0	
7	In a savings group/ stockvel	0	
8	Shopkeeper	0	
9	Investments	0	
93	Prefer not to answer	0	
98	Don't know	0	
Sysmiss		4417	

Warning: these figures indicate the number of cases found in the data file. They cannot be interpreted as summary statistics of the population of interest.

# ie_wayof_saving_6: What are the ways you are saving your money?			
Information		[Type= discrete] [Format=numeric] [Range= 1-98] [Missing=*]	
Statistics [NW/ W]		[Valid=35 /-] [Invalid=4385 /-]	
Value	Label	Cases	Percentage
1	Bank/bank account	0	
2	Savings account	0	
3	Homebank/under mattress/hole	0	
4	Box/closet	0	
5	With a friend	0	
6	With a parent or guardian	35	100.0%
7	In a savings group/ stockvel	0	
8	Shopkeeper	0	
9	Investments	0	
93	Prefer not to answer	0	
98	Don't know	0	
Sysmiss		4385	
<i>Warning: these figures indicate the number of cases found in the data file. They cannot be interpreted as summary statistics of the population of interest.</i>			
# ie_wayof_saving_7: What are the ways you are saving your money?			
Information		[Type= discrete] [Format=numeric] [Range= 1-98] [Missing=*]	
Statistics [NW/ W]		[Valid=38 /-] [Invalid=4382 /-]	
Value	Label	Cases	Percentage
1	Bank/bank account	0	
2	Savings account	0	
3	Homebank/under mattress/hole	0	
4	Box/closet	0	
5	With a friend	0	
6	With a parent or guardian	0	
7	In a savings group/ stockvel	38	100.0%
8	Shopkeeper	0	
9	Investments	0	
93	Prefer not to answer	0	
98	Don't know	0	
Sysmiss		4382	
<i>Warning: these figures indicate the number of cases found in the data file. They cannot be interpreted as summary statistics of the population of interest.</i>			
# ie_wayof_saving_93: What are the ways you are saving your money?			
Information		[Type= discrete] [Format=numeric] [Range= 1-98] [Missing=*]	
Statistics [NW/ W]		[Valid=1 /-] [Invalid=4419 /-]	
Value	Label	Cases	Percentage
1	Bank/bank account	0	
2	Savings account	0	
3	Homebank/under mattress/hole	0	
4	Box/closet	0	
5	With a friend	0	
6	With a parent or guardian	0	
7	In a savings group/ stockvel	0	

# ie_wayof_saving_93: What are the ways you are saving your money?			
Value	Label	Cases	Percentage
8	Shopkeeper	0	
9	Investments	0	
93	Prefer not to answer	1	<div></div> 100.0%
98	Don't know	0	
Sysmiss		4419	
Warning: these figures indicate the number of cases found in the data file. They cannot be interpreted as summary statistics of the population of interest.			
# ie_wayof_saving_98: What are the ways you are saving your money?			
Information	[Type= discrete] [Format=numeric] [Range= 1-98] [Missing=*]		
Statistics [NW/ W]	[Valid=1 /-] [Invalid=4419 /-]		
Value	Label	Cases	Percentage
1	Bank/bank account	0	
2	Savings account	0	
3	Homebank/under mattress/hole	0	
4	Box/closet	0	
5	With a friend	0	
6	With a parent or guardian	0	
7	In a savings group/ stockvel	0	
8	Shopkeeper	0	
9	Investments	0	
93	Prefer not to answer	0	
98	Don't know	1	<div></div> 100.0%
Sysmiss		4419	
Warning: these figures indicate the number of cases found in the data file. They cannot be interpreted as summary statistics of the population of interest.			
# ie_rich_can_save: Do you agree or disagree with the following statement: "Only people with a lot o			
Information	[Type= discrete] [Format=numeric] [Range= 1-93] [Missing=*]		
Statistics [NW/ W]	[Valid=3064 /-] [Invalid=1356 /-]		
Value	Label	Cases	Percentage
1	Agree	268	<div></div> 8.7%
2	Disagree	2796	<div></div> 91.3%
93	Prefer not to answer	0	
Sysmiss		1356	
Warning: these figures indicate the number of cases found in the data file. They cannot be interpreted as summary statistics of the population of interest.			
# ie_do_remain_money: When there are weeks when you have met all your basic needs and at the end of th			
Information	[Type= discrete] [Format=numeric] [Range= 0-98] [Missing=*]		
Statistics [NW/ W]	[Valid=3064 /-] [Invalid=1356 /-]		
Value	Label	Cases	Percentage
0	No money left with me	1479	<div></div> 48.3%
1	Secure / set aside for future use	865	<div></div> 28.2%
2	I buy something else	689	<div></div> 22.5%
93	Prefer not to answer	3	0.1%
96	Other, specify	7	0.2%
98	I do not know	21	0.7%
Sysmiss		1356	

# ie_do_remain_money: When there are weeks when you have met all your basic needs and at the end of th			
Warning: these figures indicate the number of cases found in the data file. They cannot be interpreted as summary statistics of the population of interest.			
# ie_do_remain_other: Please specify other things that you do with the money			
Information	[Type= discrete] [Format=character] [Missing=*]		
Statistics [NW/ W]	[Valid=7 /-] [Invalid=0 /-]		
# ie_foodfreq: In the last 12 months did you or any other individuals in your household ever cu			
Information	[Type= discrete] [Format=numeric] [Range= 0-98] [Missing=*]		
Statistics [NW/ W]	[Valid=3064 /-] [Invalid=1356 /-]		
Value	Label	Cases	Percentage
0	No, I have never had it	0	
1	Yes	682	<div><div></div></div> 22.3%
2	No	2378	<div><div></div></div> 77.6%
3	Yes, but not sure about the exact age	0	
90	I am not sure	0	
93	Prefer not to answer	4	<div><div></div></div> 0.1%
95	Not had sex with this partner in the last 4 weeks	0	
97	N/A	0	
98	Don't know	0	
Sysmiss		1356	
Warning: these figures indicate the number of cases found in the data file. They cannot be interpreted as summary statistics of the population of interest.			
# ie_foodfreqskip: How often did this happen?			
Information	[Type= discrete] [Format=numeric] [Range= 1-93] [Missing=*]		
Statistics [NW/ W]	[Valid=684 /-] [Invalid=3736 /-]		
Value	Label	Cases	Percentage
1	Every month	196	<div><div></div></div> 28.7%
2	Some months	474	<div><div></div></div> 69.3%
3	Ones or twice a month	13	<div><div></div></div> 1.9%
93	Prefer not to answer	1	<div><div></div></div> 0.1%
Sysmiss		3736	
Warning: these figures indicate the number of cases found in the data file. They cannot be interpreted as summary statistics of the population of interest.			
# dm_aware_dreams: Have you heard of a program called 'DREAMS'?			
Information	[Type= discrete] [Format=numeric] [Range= 0-98] [Missing=*]		
Statistics [NW/ W]	[Valid=3063 /-] [Invalid=1357 /-]		
Value	Label	Cases	Percentage
0	No, I have never had it	0	
1	Yes	573	<div><div></div></div> 18.7%
2	No	2456	<div><div></div></div> 80.2%
3	Yes, but not sure about the exact age	0	
90	I am not sure	0	
93	Prefer not to answer	0	
95	Not had sex with this partner in the last 4 weeks	0	
97	N/A	0	
98	Don't know	34	<div><div></div></div> 1.1%
Sysmiss		1357	
Warning: these figures indicate the number of cases found in the data file. They cannot be interpreted as summary statistics of the population of interest.			

# dm_source_1: From where / how did you hear about DREAMS?			
Information		[Type= discrete] [Format=numeric] [Range= 1-96] [Missing=*]	
Statistics [NW/ W]		[Valid=3 /-] [Invalid=4417 /-]	
Value	Label	Cases	Percentage
1	Mass media (TV, radio, newspaper)	3	<div><div></div></div> 100.0%
2	Social media (web, Facebook, phone apps, email)	0	
3	Word of mouth (a friend, relative, neighbour)	0	
4	School	0	
5	A health facility	0	
6	A community-based or non-governmental organisation	0	
7	A government agency	0	
8	Community health workers	0	
9	Africa Centre roadshow	0	
96	Other	0	
Sysmiss		4417	
Warning: these figures indicate the number of cases found in the data file. They cannot be interpreted as summary statistics of the population of interest.			
# dm_source_2: From where / how did you hear about DREAMS?			
Information		[Type= discrete] [Format=numeric] [Range= 1-96] [Missing=*]	
Statistics [NW/ W]		[Valid=1 /-] [Invalid=4419 /-]	
Value	Label	Cases	Percentage
1	Mass media (TV, radio, newspaper)	0	<div><div></div></div> 100.0%
2	Social media (web, Facebook, phone apps, email)	1	
3	Word of mouth (a friend, relative, neighbour)	0	
4	School	0	
5	A health facility	0	
6	A community-based or non-governmental organisation	0	
7	A government agency	0	
8	Community health workers	0	
9	Africa Centre roadshow	0	
96	Other	0	
Sysmiss		4419	
Warning: these figures indicate the number of cases found in the data file. They cannot be interpreted as summary statistics of the population of interest.			
# dm_source_3: From where / how did you hear about DREAMS?			
Information		[Type= discrete] [Format=numeric] [Range= 1-96] [Missing=*]	
Statistics [NW/ W]		[Valid=51 /-] [Invalid=4369 /-]	
Value	Label	Cases	Percentage
1	Mass media (TV, radio, newspaper)	0	<div><div></div></div> 100.0%
2	Social media (web, Facebook, phone apps, email)	0	
3	Word of mouth (a friend, relative, neighbour)	51	
4	School	0	
5	A health facility	0	
6	A community-based or non-governmental organisation	0	
7	A government agency	0	
8	Community health workers	0	
9	Africa Centre roadshow	0	

# dm_source_3: From where / how did you hear about DREAMS?			
Value	Label	Cases	Percentage
96	Other	0	
Sysmiss		4369	
Warning: these figures indicate the number of cases found in the data file. They cannot be interpreted as summary statistics of the population of interest.			
# dm_source_4: From where / how did you hear about DREAMS?			
Information	[Type= discrete] [Format=numeric] [Range= 1-96] [Missing=*]		
Statistics [NW/ W]	[Valid=404 /-] [Invalid=4016 /-]		
Value	Label	Cases	Percentage
1	Mass media (TV, radio, newspaper)	0	
2	Social media (web, Facebook, phone apps, email)	0	
3	Word of mouth (a friend, relative, neighbour)	0	
4	School	404	100.0%
5	A health facility	0	
6	A community-based or non-governmental organisation	0	
7	A government agency	0	
8	Community health workers	0	
9	Africa Centre roadshow	0	
96	Other	0	
Sysmiss		4016	
Warning: these figures indicate the number of cases found in the data file. They cannot be interpreted as summary statistics of the population of interest.			
# dm_source_5: From where / how did you hear about DREAMS?			
Information	[Type= discrete] [Format=numeric] [Range= 1-96] [Missing=*]		
Statistics [NW/ W]	[Valid=7 /-] [Invalid=4413 /-]		
Value	Label	Cases	Percentage
1	Mass media (TV, radio, newspaper)	0	
2	Social media (web, Facebook, phone apps, email)	0	
3	Word of mouth (a friend, relative, neighbour)	0	
4	School	0	
5	A health facility	7	100.0%
6	A community-based or non-governmental organisation	0	
7	A government agency	0	
8	Community health workers	0	
9	Africa Centre roadshow	0	
96	Other	0	
Sysmiss		4413	
Warning: these figures indicate the number of cases found in the data file. They cannot be interpreted as summary statistics of the population of interest.			
# dm_source_6: From where / how did you hear about DREAMS?			
Information	[Type= discrete] [Format=numeric] [Range= 1-96] [Missing=*]		
Statistics [NW/ W]	[Valid=49 /-] [Invalid=4371 /-]		
Value	Label	Cases	Percentage
1	Mass media (TV, radio, newspaper)	0	
2	Social media (web, Facebook, phone apps, email)	0	
3	Word of mouth (a friend, relative, neighbour)	0	
4	School	0	

# dm_source_6: From where / how did you hear about DREAMS?			
Value	Label	Cases	Percentage
5	A health facility	0	
6	A community-based or non-governmental organisation	49	<div></div> 100.0%
7	A government agency	0	
8	Community health workers	0	
9	Africa Centre roadshow	0	
96	Other	0	
Sysmiss		4371	
Warning: these figures indicate the number of cases found in the data file. They cannot be interpreted as summary statistics of the population of interest.			
# dm_source_7: From where / how did you hear about DREAMS?			
Information	[Type= discrete] [Format=numeric] [Range= 1-96] [Missing=*]		
Statistics [NW/ W]	[Valid=3 /-] [Invalid=4417 /-]		
Value	Label	Cases	Percentage
1	Mass media (TV, radio, newspaper)	0	
2	Social media (web, Facebook, phone apps, email)	0	
3	Word of mouth (a friend, relative, neighbour)	0	
4	School	0	
5	A health facility	0	
6	A community-based or non-governmental organisation	0	
7	A government agency	3	<div></div> 100.0%
8	Community health workers	0	
9	Africa Centre roadshow	0	
96	Other	0	
Sysmiss		4417	
Warning: these figures indicate the number of cases found in the data file. They cannot be interpreted as summary statistics of the population of interest.			
# dm_source_8: From where / how did you hear about DREAMS?			
Information	[Type= discrete] [Format=numeric] [Range= 1-96] [Missing=*]		
Statistics [NW/ W]	[Valid=11 /-] [Invalid=4409 /-]		
Value	Label	Cases	Percentage
1	Mass media (TV, radio, newspaper)	0	
2	Social media (web, Facebook, phone apps, email)	0	
3	Word of mouth (a friend, relative, neighbour)	0	
4	School	0	
5	A health facility	0	
6	A community-based or non-governmental organisation	0	
7	A government agency	0	
8	Community health workers	11	<div></div> 100.0%
9	Africa Centre roadshow	0	
96	Other	0	
Sysmiss		4409	
Warning: these figures indicate the number of cases found in the data file. They cannot be interpreted as summary statistics of the population of interest.			
# dm_source_9: From where / how did you hear about DREAMS?			
Information	[Type= discrete] [Format=numeric] [Range= 1-96] [Missing=*]		
Statistics [NW/ W]	[Valid=26 /-] [Invalid=4394 /-]		

# dm_source_9: From where / how did you hear about DREAMS?			
Value	Label	Cases	Percentage
1	Mass media (TV, radio, newspaper)	0	<div></div> 100.0%
2	Social media (web, Facebook, phone apps, email)	0	
3	Word of mouth (a friend, relative, neighbour)	0	
4	School	0	
5	A health facility	0	
6	A community-based or non-governmental organisation	0	
7	A government agency	0	
8	Community health workers	0	
9	Africa Centre roadshow	26	
96	Other	0	
Sysmiss		4394	
Warning: these figures indicate the number of cases found in the data file. They cannot be interpreted as summary statistics of the population of interest.			
# dm_source_96: From where / how did you hear about DREAMS?			
Information	[Type= discrete] [Format=numeric] [Range= 1-96] [Missing=*]		
Statistics [NW/ W]	[Valid=5 /-] [Invalid=4415 /-]		
Value	Label	Cases	Percentage
1	Mass media (TV, radio, newspaper)	0	<div></div> 100.0%
2	Social media (web, Facebook, phone apps, email)	0	
3	Word of mouth (a friend, relative, neighbour)	0	
4	School	0	
5	A health facility	0	
6	A community-based or non-governmental organisation	0	
7	A government agency	0	
8	Community health workers	0	
9	Africa Centre roadshow	0	
96	Other	5	
Sysmiss		4415	
Warning: these figures indicate the number of cases found in the data file. They cannot be interpreted as summary statistics of the population of interest.			
# dm_source_other: Other, please specify from where / how did you hear about DREAMS?			
Information	[Type= discrete] [Format=character] [Missing=*]		
Statistics [NW/ W]	[Valid=5 /-] [Invalid=0 /-]		
# dm_invited: Have you been invited to participate in any DREAMS activity or service?			
Information	[Type= discrete] [Format=numeric] [Range= 0-98] [Missing=*]		
Statistics [NW/ W]	[Valid=572 /-] [Invalid=3848 /-]		
Value	Label	Cases	Percentage
0	No, I have never had it	0	<div><div></div>16.3%</div> <div><div></div>83.7%</div>
1	Yes	93	
2	No	479	
3	Yes, but not sure about the exact age	0	
90	I am not sure	0	
93	Prefer not to answer	0	
95	Not had sex with this partner in the last 4 weeks	0	
97	N/A	0	

# dm_invited: Have you been invited to participate in any DREAMS activity or service?			
Value	Label	Cases	Percentage
98	Don't know	0	
Sysmiss		3848	
Warning: these figures indicate the number of cases found in the data file. They cannot be interpreted as summary statistics of the population of interest.			
# dm_participated: Have you ever participated in any DREAMS activity or service?			
Information	[Type= discrete] [Format=numeric] [Range= 0-98] [Missing=*]		
Statistics [NW/ W]	[Valid=573 /-] [Invalid=3847 /-]		
Value	Label	Cases	Percentage
0	No, I have never had it	0	
1	Yes	96	<div><div></div>16.8%</div>
2	No	477	<div><div></div>83.2%</div>
3	Yes, but not sure about the exact age	0	
90	I am not sure	0	
93	Prefer not to answer	0	
95	Not had sex with this partner in the last 4 weeks	0	
97	N/A	0	
98	Don't know	0	
Sysmiss		3847	
Warning: these figures indicate the number of cases found in the data file. They cannot be interpreted as summary statistics of the population of interest.			
# dm_participated_when_2016: If yes, when did you participate?			
Information	[Type= discrete] [Format=numeric] [Range= 2016-2016] [Missing=*]		
Statistics [NW/ W]	[Valid=22 /-] [Invalid=4398 /-]		
# dm_participated_when_2017: If yes, when did you participate?			
Information	[Type= discrete] [Format=numeric] [Range= 2017-2017] [Missing=*]		
Statistics [NW/ W]	[Valid=30 /-] [Invalid=4390 /-]		
# dm_participated_when_2018: If yes, when did you participate?			
Information	[Type= discrete] [Format=numeric] [Range= 2018-2018] [Missing=*]		
Statistics [NW/ W]	[Valid=54 /-] [Invalid=4366 /-]		
# dm_experience_dreams: What experience(s) have you had with DREAMS?			
Information	[Type= discrete] [Format=character] [Missing=*]		
Statistics [NW/ W]	[Valid=90 /-]		
# dm_have_identifier: Do you have a DREAMS identifier? It could be a reference number, ID or code?			
Information	[Type= discrete] [Format=numeric] [Range= 0-98] [Missing=*]		
Statistics [NW/ W]	[Valid=93 /-] [Invalid=4327 /-]		
Value	Label	Cases	Percentage
0	No, I have never had it	0	
1	Yes	8	<div><div></div>8.6%</div>
2	No	85	<div><div></div>91.4%</div>
3	Yes, but not sure about the exact age	0	
90	I am not sure	0	
93	Prefer not to answer	0	
95	Not had sex with this partner in the last 4 weeks	0	

# dm_have_identifier: Do you have a DREAMS identifier? It could be a reference number, ID or code?			
Value	Label	Cases	Percentage
97	N/A	0	
98	Don't know	0	
Sysmiss		4327	
Warning: these figures indicate the number of cases found in the data file. They cannot be interpreted as summary statistics of the population of interest.			
# dm_lead_ques_programs1: I am going to ask you about programs for young girls. Many of them are about org			
Information	[Type= discrete] [Format=numeric] [Range= 0-98] [Missing=*]		
Statistics [NW/ W]	[Valid=576 /-] [Invalid=3844 /-]		
Value	Label	Cases	Percentage
0	No, I have never had it	0	
1	Yes	254	<div><div></div></div> 44.1%
2	No	321	<div><div></div></div> 55.7%
3	Yes, but not sure about the exact age	0	
90	I am not sure	0	
93	Prefer not to answer	0	
95	Not had sex with this partner in the last 4 weeks	0	
97	N/A	0	
98	Don't know	1	<div><div></div></div> 0.2%
Sysmiss		3844	
Warning: these figures indicate the number of cases found in the data file. They cannot be interpreted as summary statistics of the population of interest.			
# dm_partic_safespace_prog: Did you participate in this service / program? Safe Spaces			
Information	[Type= discrete] [Format=numeric] [Range= 0-98] [Missing=*]		
Statistics [NW/ W]	[Valid=577 /-] [Invalid=3843 /-]		
Value	Label	Cases	Percentage
0	No, I have never had it	0	
1	Yes	38	<div><div></div></div> 6.6%
2	No	539	<div><div></div></div> 93.4%
3	Yes, but not sure about the exact age	0	
90	I am not sure	0	
93	Prefer not to answer	0	
95	Not had sex with this partner in the last 4 weeks	0	
97	N/A	0	
98	Don't know	0	
Sysmiss		3843	
Warning: these figures indicate the number of cases found in the data file. They cannot be interpreted as summary statistics of the population of interest.			
# dm_aware_safespace_prog: Are you aware of the following service / program? Safe Spaces for girls/young wo			
Information	[Type= discrete] [Format=numeric] [Range= 0-98] [Missing=*]		
Statistics [NW/ W]	[Valid=539 /-] [Invalid=3881 /-]		
Value	Label	Cases	Percentage
0	No, I have never had it	0	
1	Yes	145	<div><div></div></div> 26.9%
2	No	392	<div><div></div></div> 72.7%
3	Yes, but not sure about the exact age	0	
90	I am not sure	0	

# dm_aware_safespace_prog: Are you aware of the following service / program? Safe Spaces for girls/young wo			
Value	Label	Cases	Percentage
93	Prefer not to answer	0	
95	Not had sex with this partner in the last 4 weeks	0	
97	N/A	0	
98	Don't know	2	0.4%
Sysmiss		3881	
Warning: these figures indicate the number of cases found in the data file. They cannot be interpreted as summary statistics of the population of interest.			
# dm_partic_safespace_12mts: Did you participate in this service / program in the last 12 months? Safe Spaces			
Information	[Type= discrete] [Format=numeric] [Range= 0-98] [Missing=*]		
Statistics [NW/ W]	[Valid=38 /-] [Invalid=4382 /-]		
Value	Label	Cases	Percentage
0	No, I have never had it	0	
1	Yes	18	47.4%
2	No	20	52.6%
3	Yes, but not sure about the exact age	0	
90	I am not sure	0	
93	Prefer not to answer	0	
95	Not had sex with this partner in the last 4 weeks	0	
97	N/A	0	
98	Don't know	0	
Sysmiss		4382	
Warning: these figures indicate the number of cases found in the data file. They cannot be interpreted as summary statistics of the population of interest.			
# dm_safespace_wasdreams: Was this a DREAMS service / program? Safe Spaces			
Information	[Type= discrete] [Format=numeric] [Range= 0-98] [Missing=*]		
Statistics [NW/ W]	[Valid=18 /-] [Invalid=4402 /-]		
Value	Label	Cases	Percentage
0	No, I have never had it	0	
1	Yes	12	66.7%
2	No	6	33.3%
3	Yes, but not sure about the exact age	0	
90	I am not sure	0	
93	Prefer not to answer	0	
95	Not had sex with this partner in the last 4 weeks	0	
97	N/A	0	
98	Don't know	0	
Sysmiss		4402	
Warning: these figures indicate the number of cases found in the data file. They cannot be interpreted as summary statistics of the population of interest.			
# dm_org_safespace_prog: Where / from which organisation was it provided? Safe Spaces			
Information	[Type= discrete] [Format=numeric] [Range= 1-98] [Missing=*]		
Statistics [NW/ W]	[Valid=17 /-] [Invalid=4403 /-]		
Value	Label	Cases	Percentage
1	DoH	2	11.8%
2	Private Doctor	0	
3	Pharmacy	0	

# dm_org_safespace_prog: Where / from which organisation was it provided? Safe Spaces			
Value	Label	Cases	Percentage
4	Africa Centre / AHRI	0	
5	FHI 360	0	
6	Humana People to People South Africa (HPPSA)	1	<div></div> 5.9%
7	Hope International	0	
8	NACOSA	0	
9	EDI	2	<div></div> 11.8%
10	Ezibayeni	0	
11	Unyezi	0	
12	Isikondlakondla	2	<div></div> 11.8%
13	MatCH	0	
14	FPD	0	
15	AFSA	0	
16	TB/HIV Care Association	0	
17	DoE	0	
18	Mpilonhle	1	<div></div> 5.9%
19	Star for Life	1	<div></div> 5.9%
96	Other, specify	5	<div></div> 29.4%
98	Don't know	3	<div></div> 17.6%
Sysmiss		4403	
Warning: these figures indicate the number of cases found in the data file. They cannot be interpreted as summary statistics of the population of interest.			
# dm_org_safespace_oth: Please specify details of the other organization. Safe Spaces			
Information	[Type= discrete] [Format=character] [Missing=*]		
Statistics [NW/ W]	[Valid=4 /-] [Invalid=0 /-]		
# dm_partic_mentor_prog: Did you participate in this service / program? Mentor Program			
Information	[Type= discrete] [Format=numeric] [Range= 0-98] [Missing=*]		
Statistics [NW/ W]	[Valid=575 /-] [Invalid=3845 /-]		
Value	Label	Cases	Percentage
0	No, I have never had it	0	
1	Yes	19	<div></div> 3.3%
2	No	556	<div></div> 96.7%
3	Yes, but not sure about the exact age	0	
90	I am not sure	0	
93	Prefer not to answer	0	
95	Not had sex with this partner in the last 4 weeks	0	
97	N/A	0	
98	Don't know	0	
Sysmiss		3845	
Warning: these figures indicate the number of cases found in the data file. They cannot be interpreted as summary statistics of the population of interest.			
# dm_aware_mentor_prog: Are you aware of the following service / program? Mentor Program			
Information	[Type= discrete] [Format=numeric] [Range= 0-98] [Missing=*]		
Statistics [NW/ W]	[Valid=556 /-] [Invalid=3864 /-]		
Value	Label	Cases	Percentage
0	No, I have never had it	0	

# dm_aware_mentor_prog: Are you aware of the following service / program? Mentor Program			
Value	Label	Cases	Percentage
1	Yes	149	<div></div> 26.8%
2	No	405	<div></div> 72.8%
3	Yes, but not sure about the exact age	0	
90	I am not sure	0	
93	Prefer not to answer	0	
95	Not had sex with this partner in the last 4 weeks	0	
97	N/A	0	
98	Don't know	2	<div></div> 0.4%
Sysmiss		3864	
Warning: these figures indicate the number of cases found in the data file. They cannot be interpreted as summary statistics of the population of interest.			
# dm_partic_mentor_12mts: Did you participate in this service / program in the last 12 months? Mentor Prog			
Information	[Type= discrete] [Format=numeric] [Range= 0-98] [Missing=*]		
Statistics [NW/ W]	[Valid=19 /-] [Invalid=4401 /-]		
Value	Label	Cases	Percentage
0	No, I have never had it	0	
1	Yes	12	<div></div> 63.2%
2	No	7	<div></div> 36.8%
3	Yes, but not sure about the exact age	0	
90	I am not sure	0	
93	Prefer not to answer	0	
95	Not had sex with this partner in the last 4 weeks	0	
97	N/A	0	
98	Don't know	0	
Sysmiss		4401	
Warning: these figures indicate the number of cases found in the data file. They cannot be interpreted as summary statistics of the population of interest.			
# dm_mentor_wasdreams: Was this a DREAMS service / program? Mentor Program			
Information	[Type= discrete] [Format=numeric] [Range= 0-98] [Missing=*]		
Statistics [NW/ W]	[Valid=12 /-] [Invalid=4408 /-]		
Value	Label	Cases	Percentage
0	No, I have never had it	0	
1	Yes	6	<div></div> 50.0%
2	No	6	<div></div> 50.0%
3	Yes, but not sure about the exact age	0	
90	I am not sure	0	
93	Prefer not to answer	0	
95	Not had sex with this partner in the last 4 weeks	0	
97	N/A	0	
98	Don't know	0	
Sysmiss		4408	
Warning: these figures indicate the number of cases found in the data file. They cannot be interpreted as summary statistics of the population of interest.			
# dm_org_mentor_prog: Where / from which organisation was it provided? Mentor Program			
Information	[Type= discrete] [Format=numeric] [Range= 1-98] [Missing=*]		
Statistics [NW/ W]	[Valid=12 /-] [Invalid=4408 /-]		

dm_org_mentor_prog: Where / from which organisation was it provided? Mentor Program

Value	Label	Cases	Percentage
1	DoH	0	
2	Private Doctor	0	
3	Pharmacy	0	
4	Africa Centre / AHRI	0	
5	FHI 360	0	
6	Humana People to People South Africa (HPPSA)	0	
7	Hope International	0	
8	NACOSA	0	
9	EDI	1	8.3%
10	Ezibayeni	0	
11	Unyezi	0	
12	Isikondlakondla	2	16.7%
13	MatCH	0	
14	FPD	0	
15	AFSA	0	
16	TB/HIV Care Association	0	
17	DoE	1	8.3%
18	Mpilonhle	0	
19	Star for Life	1	8.3%
96	Other, specify	5	41.7%
98	Don't know	2	16.7%
Sysmiss		4408	

Warning: these figures indicate the number of cases found in the data file. They cannot be interpreted as summary statistics of the population of interest.

dm_org_mentor_oth: Please specify details of the other organization. Mentor Program

Information	[Type= discrete] [Format=character] [Missing=*]
Statistics [NW/ W]	[Valid=3 /-] [Invalid=0 /-]

dm_partic_socassets_prog: Did you participate in this service / program? Social Assets programs

Information	[Type= discrete] [Format=numeric] [Range= 0-98] [Missing=*]
Statistics [NW/ W]	[Valid=3063 /-] [Invalid=1357 /-]

Value	Label	Cases	Percentage
0	No, I have never had it	0	
1	Yes	50	1.6%
2	No	3012	98.3%
3	Yes, but not sure about the exact age	0	
90	I am not sure	0	
93	Prefer not to answer	1	0.0%
95	Not had sex with this partner in the last 4 weeks	0	
97	N/A	0	
98	Don't know	0	
Sysmiss		1357	

Warning: these figures indicate the number of cases found in the data file. They cannot be interpreted as summary statistics of the population of interest.

dm_aware_socassets_prog: Are you aware of the following service / program? Social Assets programs

Information	[Type= discrete] [Format=numeric] [Range= 0-98] [Missing=*]
-------------	---

# dm_aware_socassets_prog: Are you aware of the following service / program? Social Assets programs			
Statistics [NW/ W]		[Valid=3006 /-] [Invalid=1414 /-]	
Value	Label	Cases	Percentage
0	No, I have never had it	0	
1	Yes	507	<div></div> 16.9%
2	No	2491	<div></div> 82.9%
3	Yes, but not sure about the exact age	0	
90	I am not sure	0	
93	Prefer not to answer	0	
95	Not had sex with this partner in the last 4 weeks	0	
97	N/A	0	
98	Don't know	8	<div></div> 0.3%
Sysmiss		1414	
Warning: these figures indicate the number of cases found in the data file. They cannot be interpreted as summary statistics of the population of interest.			
# dm_partic_socassets_12mts: Did you participate in this service / program in the last 12 months? Social Asse			
Information		[Type= discrete] [Format=numeric] [Range= 0-98] [Missing=*]	
Statistics [NW/ W]		[Valid=50 /-] [Invalid=4370 /-]	
Value	Label	Cases	Percentage
0	No, I have never had it	0	
1	Yes	36	<div></div> 72.0%
2	No	14	<div></div> 28.0%
3	Yes, but not sure about the exact age	0	
90	I am not sure	0	
93	Prefer not to answer	0	
95	Not had sex with this partner in the last 4 weeks	0	
97	N/A	0	
98	Don't know	0	
Sysmiss		4370	
Warning: these figures indicate the number of cases found in the data file. They cannot be interpreted as summary statistics of the population of interest.			
# dm_socassets_wasdreams: Was this a DREAMS service / program? Social Assets programs			
Information		[Type= discrete] [Format=numeric] [Range= 0-98] [Missing=*]	
Statistics [NW/ W]		[Valid=36 /-] [Invalid=4384 /-]	
Value	Label	Cases	Percentage
0	No, I have never had it	0	
1	Yes	33	<div></div> 91.7%
2	No	3	<div></div> 8.3%
3	Yes, but not sure about the exact age	0	
90	I am not sure	0	
93	Prefer not to answer	0	
95	Not had sex with this partner in the last 4 weeks	0	
97	N/A	0	
98	Don't know	0	
Sysmiss		4384	
Warning: these figures indicate the number of cases found in the data file. They cannot be interpreted as summary statistics of the population of interest.			

# dm_org_socassets_prog: Where / from which organisation was it provided? Social Assets programs			
Information	[Type= discrete] [Format=numeric] [Range= 1-98] [Missing=*]		
Statistics [NW/ W]	[Valid=36 /-] [Invalid=4384 /-]		
Value	Label	Cases	Percentage
1	DoH	2	<div><div></div></div> 5.6%
2	Private Doctor	0	
3	Pharmacy	0	
4	Africa Centre / AHRI	3	<div><div></div></div> 8.3%
5	FHI 360	0	
6	Humana People to People South Africa (HPPSA)	0	
7	Hope International	0	
8	NACOSA	0	
9	EDI	3	<div><div></div></div> 8.3%
10	Ezibayeni	0	
11	Unyezi	0	
12	Isikondlakondla	1	<div><div></div></div> 2.8%
13	MatCH	0	
14	FPD	0	
15	AFSA	0	
16	TB/HIV Care Association	0	
17	DoE	6	<div><div></div></div> 16.7%
18	Mpilonhle	2	<div><div></div></div> 5.6%
19	Star for Life	3	<div><div></div></div> 8.3%
96	Other, specify	4	<div><div></div></div> 11.1%
98	Don't know	12	<div><div></div></div> 33.3%
Sysmiss		4384	
Warning: these figures indicate the number of cases found in the data file. They cannot be interpreted as summary statistics of the population of interest.			
# dm_org_socassets_oth: Please specify details of the other organization. Social Assets programs			
Information	[Type= discrete] [Format=character] [Missing=*]		
Statistics [NW/ W]	[Valid=2 /-] [Invalid=0 /-]		
# dm_partic_genorm_prog: Did you participate in this service / program? Gender norms			
Information	[Type= discrete] [Format=numeric] [Range= 0-98] [Missing=*]		
Statistics [NW/ W]	[Valid=3062 /-] [Invalid=1358 /-]		
Value	Label	Cases	Percentage
0	No, I have never had it	0	
1	Yes	133	<div><div></div></div> 4.3%
2	No	2929	<div><div></div></div> 95.7%
3	Yes, but not sure about the exact age	0	
90	I am not sure	0	
93	Prefer not to answer	0	
95	Not had sex with this partner in the last 4 weeks	0	
97	N/A	0	
98	Don't know	0	
Sysmiss		1358	
Warning: these figures indicate the number of cases found in the data file. They cannot be interpreted as summary statistics of the population of interest.			

# dm_aware_genorm_prog: Are you aware of the following service / program? Gender norms and Violence prev			
Information	[Type= discrete] [Format=numeric] [Range= 0-98] [Missing=*]		
Statistics [NW/ W]	[Valid=2923 /-] [Invalid=1497 /-]		
Value	Label	Cases	Percentage
0	No, I have never had it	0	
1	Yes	532	18.2%
2	No	2389	81.7%
3	Yes, but not sure about the exact age	0	
90	I am not sure	0	
93	Prefer not to answer	0	
95	Not had sex with this partner in the last 4 weeks	0	
97	N/A	0	
98	Don't know	2	0.1%
Sysmiss		1497	
Warning: these figures indicate the number of cases found in the data file. They cannot be interpreted as summary statistics of the population of interest.			
# dm_partic_genorm_12mts: Did you participate in this service / program in the last 12 months? Gender norm			
Information	[Type= discrete] [Format=numeric] [Range= 0-98] [Missing=*]		
Statistics [NW/ W]	[Valid=133 /-] [Invalid=4287 /-]		
Value	Label	Cases	Percentage
0	No, I have never had it	0	
1	Yes	113	85.0%
2	No	20	15.0%
3	Yes, but not sure about the exact age	0	
90	I am not sure	0	
93	Prefer not to answer	0	
95	Not had sex with this partner in the last 4 weeks	0	
97	N/A	0	
98	Don't know	0	
Sysmiss		4287	
Warning: these figures indicate the number of cases found in the data file. They cannot be interpreted as summary statistics of the population of interest.			

# dm_genorm_wasdreams: Was this a DREAMS service / program? Gender norms			
Information	[Type= discrete] [Format=numeric] [Range= 0-98] [Missing=*]		
Statistics [NW/ W]	[Valid=113 /-] [Invalid=4307 /-]		
Value	Label	Cases	Percentage
0	No, I have never had it	0	
1	Yes	85	<div><div></div></div> 75.2%
2	No	28	<div><div></div></div> 24.8%
3	Yes, but not sure about the exact age	0	
90	I am not sure	0	
93	Prefer not to answer	0	
95	Not had sex with this partner in the last 4 weeks	0	
97	N/A	0	
98	Don't know	0	
Sysmiss		4307	
Warning: these figures indicate the number of cases found in the data file. They cannot be interpreted as summary statistics of the population of interest.			
# dm_org_genorm_prog: Where / from which organisation was it provided? Gender norms			
Information	[Type= discrete] [Format=numeric] [Range= 1-98] [Missing=*]		
Statistics [NW/ W]	[Valid=113 /-] [Invalid=4307 /-]		
Value	Label	Cases	Percentage
1	DoH	4	<div><div></div></div> 3.5%
2	Private Doctor	0	
3	Pharmacy	0	
4	Africa Centre / AHRI	2	<div><div></div></div> 1.8%
5	FHI 360	0	
6	Humana People to People South Africa (HPPSA)	0	
7	Hope International	0	
8	NACOSA	0	
9	EDI	13	<div><div></div></div> 11.5%
10	Ezibayeni	0	
11	Unyezi	0	
12	Isikondlakondla	2	<div><div></div></div> 1.8%
13	MatCH	0	
14	FPD	0	
15	AFSA	0	
16	TB/HIV Care Association	0	
17	DoE	53	<div><div></div></div> 46.9%
18	Mpilonhle	1	<div><div></div></div> 0.9%
19	Star for Life	8	<div><div></div></div> 7.1%
96	Other, specify	14	<div><div></div></div> 12.4%
98	Don't know	16	<div><div></div></div> 14.2%
Sysmiss		4307	
Warning: these figures indicate the number of cases found in the data file. They cannot be interpreted as summary statistics of the population of interest.			
# dm_org_genorm_oth: Please specify details of the other organization. Gender norms			
Information	[Type= discrete] [Format=character] [Missing=*]		
Statistics [NW/ W]	[Valid=13 /-] [Invalid=0 /-]		

# dm_partic_finserv_prog: Did you participate in this service / program? Violence prevention			
Information	[Type= discrete] [Format=numeric] [Range= 0-98] [Missing=*]		
Statistics [NW/ W]	[Valid=3060 /-] [Invalid=1360 /-]		
Value	Label	Cases	Percentage
0	No, I have never had it	0	
1	Yes	159	<div><div></div>5.2%</div>
2	No	2901	<div><div></div>94.8%</div>
3	Yes, but not sure about the exact age	0	
90	I am not sure	0	
93	Prefer not to answer	0	
95	Not had sex with this partner in the last 4 weeks	0	
97	N/A	0	
98	Don't know	0	
Sysmiss		1360	
Warning: these figures indicate the number of cases found in the data file. They cannot be interpreted as summary statistics of the population of interest.			
# dm_aware_finserv_prog: Are you aware of the following service / program? Violence prevention education			
Information	[Type= discrete] [Format=numeric] [Range= 0-98] [Missing=*]		
Statistics [NW/ W]	[Valid=2890 /-] [Invalid=1530 /-]		
Value	Label	Cases	Percentage
0	No, I have never had it	0	
1	Yes	885	<div><div></div>30.6%</div>
2	No	2005	<div><div></div>69.4%</div>
3	Yes, but not sure about the exact age	0	
90	I am not sure	0	
93	Prefer not to answer	0	
95	Not had sex with this partner in the last 4 weeks	0	
97	N/A	0	
98	Don't know	0	
Sysmiss		1530	
Warning: these figures indicate the number of cases found in the data file. They cannot be interpreted as summary statistics of the population of interest.			
# dm_partic_finserv_12mts: Did you participate in this service / program in the last 12 months? Violence pr			
Information	[Type= discrete] [Format=numeric] [Range= 0-98] [Missing=*]		
Statistics [NW/ W]	[Valid=158 /-] [Invalid=4262 /-]		
Value	Label	Cases	Percentage
0	No, I have never had it	0	
1	Yes	126	<div><div></div>79.7%</div>
2	No	32	<div><div></div>20.3%</div>
3	Yes, but not sure about the exact age	0	
90	I am not sure	0	
93	Prefer not to answer	0	
95	Not had sex with this partner in the last 4 weeks	0	
97	N/A	0	
98	Don't know	0	
Sysmiss		4262	
Warning: these figures indicate the number of cases found in the data file. They cannot be interpreted as summary statistics of the population of interest.			

# dm_finserv_wasdreams: Was this a DREAMS service / program? Violence prevention			
Information	[Type= discrete] [Format=numeric] [Range= 0-98] [Missing=*]		
Statistics [NW/ W]	[Valid=127 /-] [Invalid=4293 /-]		
Value	Label	Cases	Percentage
0	No, I have never had it	0	
1	Yes	73	<div><div></div></div> 57.5%
2	No	53	<div><div></div></div> 41.7%
3	Yes, but not sure about the exact age	0	
90	I am not sure	0	
93	Prefer not to answer	0	
95	Not had sex with this partner in the last 4 weeks	0	
97	N/A	0	
98	Don't know	1	<div><div></div></div> 0.8%
Sysmiss		4293	
Warning: these figures indicate the number of cases found in the data file. They cannot be interpreted as summary statistics of the population of interest.			
# dm_org_finserv_prog: Where / from which organisation was it provided? Violence prevention			
Information	[Type= discrete] [Format=numeric] [Range= 1-98] [Missing=*]		
Statistics [NW/ W]	[Valid=125 /-] [Invalid=4295 /-]		
Value	Label	Cases	Percentage
1	DoH	3	<div><div></div></div> 2.4%
2	Private Doctor	0	
3	Pharmacy	0	
4	Africa Centre / AHRI	0	
5	FHI 360	0	
6	Humana People to People South Africa (HPPSA)	1	<div><div></div></div> 0.8%
7	Hope International	0	
8	NACOSA	0	
9	EDI	3	<div><div></div></div> 2.4%
10	Ezibayeni	0	
11	Unyezi	0	
12	Isikondlakondla	2	<div><div></div></div> 1.6%
13	MatCH	0	
14	FPD	0	
15	AFSA	0	
16	TB/HIV Care Association	0	
17	DoE	35	<div><div></div></div> 28.0%
18	Mpilonhle	0	
19	Star for Life	1	<div><div></div></div> 0.8%
96	Other, specify	53	<div><div></div></div> 42.4%
98	Don't know	27	<div><div></div></div> 21.6%
Sysmiss		4295	
Warning: these figures indicate the number of cases found in the data file. They cannot be interpreted as summary statistics of the population of interest.			
# dm_org_finserv_oth: Please specify details of the other organization. Violence prevention			
Information	[Type= discrete] [Format=character] [Missing=*]		
Statistics [NW/ W]	[Valid=49 /-] [Invalid=0 /-]		

# dm_partic_finskill_prog: Did you participate in this service / program? Financial literacy			
Information	[Type= discrete] [Format=numeric] [Range= 0-98] [Missing=*]		
Statistics [NW/ W]	[Valid=3061 /-] [Invalid=1359 /-]		
Value	Label	Cases	Percentage
0	No, I have never had it	0	
1	Yes	380	<div><div></div></div> 12.4%
2	No	2681	<div><div></div></div> 87.6%
3	Yes, but not sure about the exact age	0	
90	I am not sure	0	
93	Prefer not to answer	0	
95	Not had sex with this partner in the last 4 weeks	0	
97	N/A	0	
98	Don't know	0	
Sysmiss		1359	
Warning: these figures indicate the number of cases found in the data file. They cannot be interpreted as summary statistics of the population of interest.			
# dm_aware_finskill_prog: Are you aware of the following service / program? Financial literacy training			
Information	[Type= discrete] [Format=numeric] [Range= 0-98] [Missing=*]		
Statistics [NW/ W]	[Valid=2676 /-] [Invalid=1744 /-]		
Value	Label	Cases	Percentage
0	No, I have never had it	0	
1	Yes	844	<div><div></div></div> 31.5%
2	No	1826	<div><div></div></div> 68.2%
3	Yes, but not sure about the exact age	0	
90	I am not sure	0	
93	Prefer not to answer	0	
95	Not had sex with this partner in the last 4 weeks	0	
97	N/A	0	
98	Don't know	6	<div><div></div></div> 0.2%
Sysmiss		1744	
Warning: these figures indicate the number of cases found in the data file. They cannot be interpreted as summary statistics of the population of interest.			
# dm_partic_finskill_12mts: Did you participate in this service / program in the last 12 months? Financial l			
Information	[Type= discrete] [Format=numeric] [Range= 0-98] [Missing=*]		
Statistics [NW/ W]	[Valid=379 /-] [Invalid=4041 /-]		
Value	Label	Cases	Percentage
0	No, I have never had it	0	
1	Yes	284	<div><div></div></div> 74.9%
2	No	95	<div><div></div></div> 25.1%
3	Yes, but not sure about the exact age	0	
90	I am not sure	0	
93	Prefer not to answer	0	
95	Not had sex with this partner in the last 4 weeks	0	
97	N/A	0	
98	Don't know	0	
Sysmiss		4041	
Warning: these figures indicate the number of cases found in the data file. They cannot be interpreted as summary statistics of the population of interest.			

# dm_finskill_wasdreams: Was this a DREAMS service / program? Financial literacy			
Information	[Type= discrete] [Format=numeric] [Range= 0-98] [Missing=*]		
Statistics [NW/ W]	[Valid=285 /-] [Invalid=4135 /-]		
Value	Label	Cases	Percentage
0	No, I have never had it	0	
1	Yes	118	41.4%
2	No	165	57.9%
3	Yes, but not sure about the exact age	0	
90	I am not sure	0	
93	Prefer not to answer	0	
95	Not had sex with this partner in the last 4 weeks	0	
97	N/A	0	
98	Don't know	2	0.7%
Sysmiss		4135	
Warning: these figures indicate the number of cases found in the data file. They cannot be interpreted as summary statistics of the population of interest.			
# dm_org_finskill_prog: Where / from which organisation was it provided? Financial literacy			
Information	[Type= discrete] [Format=numeric] [Range= 1-98] [Missing=*]		
Statistics [NW/ W]	[Valid=283 /-] [Invalid=4137 /-]		
Value	Label	Cases	Percentage
1	DoH	2	0.7%
2	Private Doctor	0	
3	Pharmacy	0	
4	Africa Centre / AHRI	3	1.1%
5	FHI 360	0	
6	Humana People to People South Africa (HPPSA)	0	
7	Hope International	0	
8	NACOSA	0	
9	EDI	8	2.8%
10	Ezibayeni	0	
11	Unyezi	0	
12	Isikondlakondla	1	0.4%
13	MatCH	0	
14	FPD	0	
15	AFSA	0	
16	TB/HIV Care Association	0	
17	DoE	206	72.8%
18	Mpilonhle	0	
19	Star for Life	4	1.4%
96	Other, specify	36	12.7%
98	Don't know	23	8.1%
Sysmiss		4137	
Warning: these figures indicate the number of cases found in the data file. They cannot be interpreted as summary statistics of the population of interest.			
# dm_org_finskill_oth: Please specify details of the other organization. Financial literacy			
Information	[Type= discrete] [Format=character] [Missing=*]		
Statistics [NW/ W]	[Valid=33 /-] [Invalid=0 /-]		

# dm_partic_parentcare_prog: Did you participate in this service / program? Local program for caregiving			
Information	[Type= discrete] [Format=numeric] [Range= 0-98] [Missing=*]		
Statistics [NW/ W]	[Valid=3063 /-] [Invalid=1357 /-]		
Value	Label	Cases	Percentage
0	No, I have never had it	0	
1	Yes	567	18.5%
2	No	2496	81.5%
3	Yes, but not sure about the exact age	0	
90	I am not sure	0	
93	Prefer not to answer	0	
95	Not had sex with this partner in the last 4 weeks	0	
97	N/A	0	
98	Don't know	0	
Sysmiss		1357	
Warning: these figures indicate the number of cases found in the data file. They cannot be interpreted as summary statistics of the population of interest.			
# dm_aware_parentcare_prog: Are you aware of the following service / program? Local program for caregiving			
Information	[Type= discrete] [Format=numeric] [Range= 0-98] [Missing=*]		
Statistics [NW/ W]	[Valid=2490 /-] [Invalid=1930 /-]		
Value	Label	Cases	Percentage
0	No, I have never had it	0	
1	Yes	548	22.0%
2	No	1934	77.7%
3	Yes, but not sure about the exact age	0	
90	I am not sure	0	
93	Prefer not to answer	0	
95	Not had sex with this partner in the last 4 weeks	0	
97	N/A	0	
98	Don't know	8	0.3%
Sysmiss		1930	
Warning: these figures indicate the number of cases found in the data file. They cannot be interpreted as summary statistics of the population of interest.			
# dm_partic_parentcare_12mts: Did you participate in this service / program in the last 12 months? Local progr			
Information	[Type= discrete] [Format=numeric] [Range= 0-98] [Missing=*]		
Statistics [NW/ W]	[Valid=567 /-] [Invalid=3853 /-]		
Value	Label	Cases	Percentage
0	No, I have never had it	0	
1	Yes	501	88.4%
2	No	66	11.6%
3	Yes, but not sure about the exact age	0	
90	I am not sure	0	
93	Prefer not to answer	0	
95	Not had sex with this partner in the last 4 weeks	0	
97	N/A	0	
98	Don't know	0	
Sysmiss		3853	
Warning: these figures indicate the number of cases found in the data file. They cannot be interpreted as summary statistics of the population of interest.			

# dm_parentcare_wasdreams: Was this a DREAMS service / program? Local program for caregiving			
Information	[Type= discrete] [Format=numeric] [Range= 0-98] [Missing=*]		
Statistics [NW/ W]	[Valid=502 /-] [Invalid=3918 /-]		
Value	Label	Cases	Percentage
0	No, I have never had it	0	
1	Yes	303	<div><div></div></div> 60.4%
2	No	195	<div><div></div></div> 38.8%
3	Yes, but not sure about the exact age	0	
90	I am not sure	0	
93	Prefer not to answer	0	
95	Not had sex with this partner in the last 4 weeks	0	
97	N/A	0	
98	Don't know	4	<div><div></div></div> 0.8%
Sysmiss		3918	
Warning: these figures indicate the number of cases found in the data file. They cannot be interpreted as summary statistics of the population of interest.			
# dm_org_parentcare_prog: Where / from which organisation was it provided? Local program for caregiving			
Information	[Type= discrete] [Format=numeric] [Range= 1-98] [Missing=*]		
Statistics [NW/ W]	[Valid=498 /-] [Invalid=3922 /-]		
Value	Label	Cases	Percentage
1	DoH	11	<div><div></div></div> 2.2%
2	Private Doctor	0	
3	Pharmacy	0	
4	Africa Centre / AHRI	2	<div><div></div></div> 0.4%
5	FHI 360	0	
6	Humana People to People South Africa (HPPSA)	28	<div><div></div></div> 5.6%
7	Hope International	0	
8	NACOSA	0	
9	EDI	7	<div><div></div></div> 1.4%
10	Ezibayeni	0	
11	Unyezi	0	
12	Isikondlakondla	6	<div><div></div></div> 1.2%
13	MatCH	0	
14	FPD	0	
15	AFSA	0	
16	TB/HIV Care Association	0	
17	DoE	295	<div><div></div></div> 59.2%
18	Mpilonhle	2	<div><div></div></div> 0.4%
19	Star for Life	45	<div><div></div></div> 9.0%
96	Other, specify	83	<div><div></div></div> 16.7%
98	Don't know	19	<div><div></div></div> 3.8%
Sysmiss		3922	
Warning: these figures indicate the number of cases found in the data file. They cannot be interpreted as summary statistics of the population of interest.			
# dm_org_parentcare_oth: Please specify details of the other organization. Local program for caregiving			
Information	[Type= discrete] [Format=character] [Missing=*]		
Statistics [NW/ W]	[Valid=77 /-] [Invalid=0 /-]		

# dm_partic_schooledu_prog: Did you participate in this service / program? HIV education			
Information	[Type= discrete] [Format=numeric] [Range= 0-98] [Missing=*]		
Statistics [NW/ W]	[Valid=1428 /-] [Invalid=2992 /-]		
Value	Label	Cases	Percentage
0	No, I have never had it	0	
1	Yes	1224	85.7%
2	No	204	14.3%
3	Yes, but not sure about the exact age	0	
90	I am not sure	0	
93	Prefer not to answer	0	
95	Not had sex with this partner in the last 4 weeks	0	
97	N/A	0	
98	Don't know	0	
Sysmiss		2992	
Warning: these figures indicate the number of cases found in the data file. They cannot be interpreted as summary statistics of the population of interest.			
# dm_aware_schooledu_prog: Are you aware of the following service / program? HIV education or Life skills			
Information	[Type= discrete] [Format=numeric] [Range= 0-98] [Missing=*]		
Statistics [NW/ W]	[Valid=203 /-] [Invalid=4217 /-]		
Value	Label	Cases	Percentage
0	No, I have never had it	0	
1	Yes	142	70.0%
2	No	61	30.0%
3	Yes, but not sure about the exact age	0	
90	I am not sure	0	
93	Prefer not to answer	0	
95	Not had sex with this partner in the last 4 weeks	0	
97	N/A	0	
98	Don't know	0	
Sysmiss		4217	
Warning: these figures indicate the number of cases found in the data file. They cannot be interpreted as summary statistics of the population of interest.			
# dm_partic_schooledu_12mts: Did you participate in this service / program in the last 12 months? HIV educati			
Information	[Type= discrete] [Format=numeric] [Range= 0-98] [Missing=*]		
Statistics [NW/ W]	[Valid=1224 /-] [Invalid=3196 /-]		
Value	Label	Cases	Percentage
0	No, I have never had it	0	
1	Yes	1100	89.9%
2	No	124	10.1%
3	Yes, but not sure about the exact age	0	
90	I am not sure	0	
93	Prefer not to answer	0	
95	Not had sex with this partner in the last 4 weeks	0	
97	N/A	0	
98	Don't know	0	
Sysmiss		3196	
Warning: these figures indicate the number of cases found in the data file. They cannot be interpreted as summary statistics of the population of interest.			

# dm_schooledu_wasdreams: Was this a DREAMS service / program? HIV education			
Information	[Type= discrete] [Format=numeric] [Range= 0-98] [Missing=*]		
Statistics [NW/ W]	[Valid=1101 /-] [Invalid=3319 /-]		
Value	Label	Cases	Percentage
0	No, I have never had it	0	
1	Yes	334	30.3%
2	No	758	68.8%
3	Yes, but not sure about the exact age	0	
90	I am not sure	0	
93	Prefer not to answer	0	
95	Not had sex with this partner in the last 4 weeks	0	
97	N/A	0	
98	Don't know	9	0.8%
Sysmiss		3319	
Warning: these figures indicate the number of cases found in the data file. They cannot be interpreted as summary statistics of the population of interest.			
# dm_org_schooledu_prog: Where / from which organisation was it provided? HIV education			
Information	[Type= discrete] [Format=numeric] [Range= 1-98] [Missing=*]		
Statistics [NW/ W]	[Valid=1090 /-] [Invalid=3330 /-]		
Value	Label	Cases	Percentage
1	DoH	49	4.5%
2	Private Doctor	0	
3	Pharmacy	0	
4	Africa Centre / AHRI	49	4.5%
5	FHI 360	0	
6	Humana People to People South Africa (HPPSA)	0	
7	Hope International	0	
8	NACOSA	0	
9	EDI	1	0.1%
10	Ezibayeni	0	
11	Unyezi	0	
12	Isikondlakondla	0	
13	MatCH	0	
14	FPD	0	
15	AFSA	0	
16	TB/HIV Care Association	0	
17	DoE	962	88.3%
18	Mpilonhle	11	1.0%
19	Star for Life	4	0.4%
96	Other, specify	2	0.2%
98	Don't know	12	1.1%
Sysmiss		3330	
Warning: these figures indicate the number of cases found in the data file. They cannot be interpreted as summary statistics of the population of interest.			
# dm_org_schooledu_oth: Please specify details of the other organization. HIV education			
Information	[Type= discrete] [Format=character] [Missing=*]		
Statistics [NW/ W]	[Valid=2 /-] [Invalid=0 /-]		

# dr_lead_ques_programs2: I am going to ask you questions about the different types of HIV testing program			
Information	[Type= discrete] [Format=numeric] [Range= 0-98] [Missing=*]		
Statistics [NW/ W]	[Valid=3059 /-] [Invalid=1361 /-]		
Value	Label	Cases	Percentage
0	No, I have never had it	0	
1	Yes	2822	<div><div></div></div> 92.3%
2	No	230	<div><div></div></div> 7.5%
3	Yes, but not sure about the exact age	0	
90	I am not sure	0	
93	Prefer not to answer	4	<div><div></div></div> 0.1%
95	Not had sex with this partner in the last 4 weeks	0	
97	N/A	0	
98	Don't know	3	<div><div></div></div> 0.1%
Sysmiss		1361	
Warning: these figures indicate the number of cases found in the data file. They cannot be interpreted as summary statistics of the population of interest.			
# dm_partic_facibase_prog: Did you participate in this service / program? Facility based (PITC, VTC): where			
Information	[Type= discrete] [Format=numeric] [Range= 0-98] [Missing=*]		
Statistics [NW/ W]	[Valid=3058 /-] [Invalid=1362 /-]		
Value	Label	Cases	Percentage
0	No, I have never had it	0	
1	Yes	1910	<div><div></div></div> 62.5%
2	No	1147	<div><div></div></div> 37.5%
3	Yes, but not sure about the exact age	0	
90	I am not sure	0	
93	Prefer not to answer	1	<div><div></div></div> 0.0%
95	Not had sex with this partner in the last 4 weeks	0	
97	N/A	0	
98	Don't know	0	
Sysmiss		1362	
Warning: these figures indicate the number of cases found in the data file. They cannot be interpreted as summary statistics of the population of interest.			
# dm_aware_facibase_prog: Are you aware of the following service / program? Facility based (PITC, VTC): wh			
Information	[Type= discrete] [Format=numeric] [Range= 0-98] [Missing=*]		
Statistics [NW/ W]	[Valid=1146 /-] [Invalid=3274 /-]		
Value	Label	Cases	Percentage
0	No, I have never had it	0	
1	Yes	1085	<div><div></div></div> 94.7%
2	No	61	<div><div></div></div> 5.3%
3	Yes, but not sure about the exact age	0	
90	I am not sure	0	
93	Prefer not to answer	0	
95	Not had sex with this partner in the last 4 weeks	0	
97	N/A	0	
98	Don't know	0	
Sysmiss		3274	
Warning: these figures indicate the number of cases found in the data file. They cannot be interpreted as summary statistics of the population of interest.			

# dm_partic_facbase_12mts: Did you participate in this service / program in the last 12 months? Facility ba			
Information	[Type= discrete] [Format=numeric] [Range= 0-98] [Missing=*]		
Statistics [NW/ W]	[Valid=1908 /-] [Invalid=2512 /-]		
Value	Label	Cases	Percentage
0	No, I have never had it	0	
1	Yes	1128	<div><div></div></div> 59.1%
2	No	779	<div><div></div></div> 40.8%
3	Yes, but not sure about the exact age	0	
90	I am not sure	0	
93	Prefer not to answer	1	0.1%
95	Not had sex with this partner in the last 4 weeks	0	
97	N/A	0	
98	Don't know	0	
Sysmiss		2512	
Warning: these figures indicate the number of cases found in the data file. They cannot be interpreted as summary statistics of the population of interest.			
# dm_facbase_wasdreams: Was this a DREAMS service / program? Facility based (PITC, VTC): where testing w			
Information	[Type= discrete] [Format=numeric] [Range= 0-98] [Missing=*]		
Statistics [NW/ W]	[Valid=1128 /-] [Invalid=3292 /-]		
Value	Label	Cases	Percentage
0	No, I have never had it	0	
1	Yes	373	<div><div></div></div> 33.1%
2	No	755	<div><div></div></div> 66.9%
3	Yes, but not sure about the exact age	0	
90	I am not sure	0	
93	Prefer not to answer	0	
95	Not had sex with this partner in the last 4 weeks	0	
97	N/A	0	
98	Don't know	0	
Sysmiss		3292	
Warning: these figures indicate the number of cases found in the data file. They cannot be interpreted as summary statistics of the population of interest.			
# dm_org_facbase_prog: Where / from which organisation was it provided? Facility based (PITC, VTC): whe			
Information	[Type= discrete] [Format=numeric] [Range= 1-98] [Missing=*]		
Statistics [NW/ W]	[Valid=1131 /-] [Invalid=3289 /-]		
Value	Label	Cases	Percentage
1	DoH	985	<div><div></div></div> 87.1%
2	Private Doctor	13	<div><div></div></div> 1.1%
3	Pharmacy	1	<div><div></div></div> 0.1%
4	Africa Centre / AHRI	90	<div><div></div></div> 8.0%
5	FHI 360	1	<div><div></div></div> 0.1%
6	Humana People to People South Africa (HPPSA)	1	<div><div></div></div> 0.1%
7	Hope International	0	
8	NACOSA	0	
9	EDI	0	
10	Ezibayeni	0	
11	Unyezi	0	

# dm_org_facbase_prog: Where / from which organisation was it provided? Facility based (PITC, VTC): whe			
Value	Label	Cases	Percentage
12	Isikondlakondla	1	0.1%
13	MatCH	0	
14	FPD	0	
15	AFSA	0	
16	TB/HIV Care Association	0	
17	DoE	13	1.1%
18	Mpilonhle	3	0.3%
19	Star for Life	0	
96	Other, specify	9	0.8%
98	Don't know	14	1.2%
Sysmiss		3289	
Warning: these figures indicate the number of cases found in the data file. They cannot be interpreted as summary statistics of the population of interest.			
# dm_org_facbase_oth: Please specify details of the other organization. Facility based (PITC, VTC): wh			
Information	[Type= discrete] [Format=character] [Missing=*]		
Statistics [NW/ W]	[Valid=8 /-] [Invalid=0 /-]		
# dm_partic_hivtest_prog: Did you participate in this service / program? Facility based HIV testing			
Information	[Type= discrete] [Format=numeric] [Range= 0-98] [Missing=*]		
Statistics [NW/ W]	[Valid=3059 /-] [Invalid=1361 /-]		
Value	Label	Cases	Percentage
0	No, I have never had it	0	
1	Yes	1355	44.3%
2	No	1703	55.7%
3	Yes, but not sure about the exact age	0	
90	I am not sure	0	
93	Prefer not to answer	1	0.0%
95	Not had sex with this partner in the last 4 weeks	0	
97	N/A	0	
98	Don't know	0	
Sysmiss		1361	
Warning: these figures indicate the number of cases found in the data file. They cannot be interpreted as summary statistics of the population of interest.			
# dm_aware_hivtest_prog: Are you aware of the following service / program? Facility based HIV testing			
Information	[Type= discrete] [Format=numeric] [Range= 0-98] [Missing=*]		
Statistics [NW/ W]	[Valid=1699 /-] [Invalid=2721 /-]		
Value	Label	Cases	Percentage
0	No, I have never had it	0	
1	Yes	1540	90.6%
2	No	159	9.4%
3	Yes, but not sure about the exact age	0	
90	I am not sure	0	
93	Prefer not to answer	0	
95	Not had sex with this partner in the last 4 weeks	0	
97	N/A	0	
98	Don't know	0	

# dm_aware_hivtest_prog: Are you aware of the following service / program? Facility based HIV testing			
Value	Label	Cases	Percentage
Sysmiss		2721	
Warning: these figures indicate the number of cases found in the data file. They cannot be interpreted as summary statistics of the population of interest.			
# dm_partic_hivtest_12mts: Did you participate in this service / program in the last 12 months? Facility ba			
Information	[Type= discrete] [Format=numeric] [Range= 0-98] [Missing=*]		
Statistics [NW/ W]	[Valid=1355 /-] [Invalid=3065 /-]		
Value	Label	Cases	Percentage
0	No, I have never had it	0	
1	Yes	957	<div><div></div></div> 70.6%
2	No	398	<div><div></div></div> 29.4%
3	Yes, but not sure about the exact age	0	
90	I am not sure	0	
93	Prefer not to answer	0	
95	Not had sex with this partner in the last 4 weeks	0	
97	N/A	0	
98	Don't know	0	
Sysmiss		3065	
Warning: these figures indicate the number of cases found in the data file. They cannot be interpreted as summary statistics of the population of interest.			
# dm_hivtest_wasdreams: Was this a DREAMS service / program? Facility based HIV testing			
Information	[Type= discrete] [Format=numeric] [Range= 0-98] [Missing=*]		
Statistics [NW/ W]	[Valid=957 /-] [Invalid=3463 /-]		
Value	Label	Cases	Percentage
0	No, I have never had it	0	
1	Yes	246	<div><div></div></div> 25.7%
2	No	709	<div><div></div></div> 74.1%
3	Yes, but not sure about the exact age	0	
90	I am not sure	0	
93	Prefer not to answer	0	
95	Not had sex with this partner in the last 4 weeks	0	
97	N/A	0	
98	Don't know	2	<div><div></div></div> 0.2%
Sysmiss		3463	
Warning: these figures indicate the number of cases found in the data file. They cannot be interpreted as summary statistics of the population of interest.			
# dm_org_hivtest_prog: Where / from which organisation was it provided? Facility based HIV testing			
Information	[Type= discrete] [Format=numeric] [Range= 1-98] [Missing=*]		
Statistics [NW/ W]	[Valid=951 /-] [Invalid=3469 /-]		
Value	Label	Cases	Percentage
1	DoH	94	<div><div></div></div> 9.9%
2	Private Doctor	2	<div><div></div></div> 0.2%
3	Pharmacy	1	<div><div></div></div> 0.1%
4	Africa Centre / AHRI	782	<div><div></div></div> 82.2%
5	FHI 360	1	<div><div></div></div> 0.1%
6	Humana People to People South Africa (HPPSA)	2	<div><div></div></div> 0.2%
7	Hope International	0	

# dm_org_hivtest_prog: Where / from which organisation was it provided? Facility based HIV testing			
Value	Label	Cases	Percentage
8	NACOSA	0	
9	EDI	2	0.2%
10	Ezibayeni	0	
11	Unyezi	0	
12	Isikondlakondla	1	0.1%
13	MatCH	0	
14	FPD	0	
15	AFSA	0	
16	TB/HIV Care Association	0	
17	DoE	5	0.5%
18	Mpilonhle	11	1.2%
19	Star for Life	0	
96	Other, specify	35	3.7%
98	Don't know	15	1.6%
Sysmiss		3469	
Warning: these figures indicate the number of cases found in the data file. They cannot be interpreted as summary statistics of the population of interest.			
# dm_org_hivtest_oth: Please specify details of the other organization. Facility based HIV testing			
Information	[Type= discrete] [Format=character] [Missing=*]		
Statistics [NW/ W]	[Valid=33 /-] [Invalid=0 /-]		
# dm_partic_partest_prog: Did you participate in this service / program? Partner testing			
Information	[Type= discrete] [Format=numeric] [Range= 0-98] [Missing=*]		
Statistics [NW/ W]	[Valid=3061 /-] [Invalid=1359 /-]		
Value	Label	Cases	Percentage
0	No, I have never had it	0	
1	Yes	280	9.1%
2	No	2781	90.9%
3	Yes, but not sure about the exact age	0	
90	I am not sure	0	
93	Prefer not to answer	0	
95	Not had sex with this partner in the last 4 weeks	0	
97	N/A	0	
98	Don't know	0	
Sysmiss		1359	
Warning: these figures indicate the number of cases found in the data file. They cannot be interpreted as summary statistics of the population of interest.			
# dm_aware_partest_prog: Are you aware of the following service / program? Partner testing			
Information	[Type= discrete] [Format=numeric] [Range= 0-98] [Missing=*]		
Statistics [NW/ W]	[Valid=2780 /-] [Invalid=1640 /-]		
Value	Label	Cases	Percentage
0	No, I have never had it	0	
1	Yes	1996	71.8%
2	No	775	27.9%
3	Yes, but not sure about the exact age	0	
90	I am not sure	0	

# dm_aware_partest_prog: Are you aware of the following service / program? Partner testing			
Value	Label	Cases	Percentage
93	Prefer not to answer	0	
95	Not had sex with this partner in the last 4 weeks	0	
97	N/A	0	
98	Don't know	9	0.3%
Sysmiss		1640	
Warning: these figures indicate the number of cases found in the data file. They cannot be interpreted as summary statistics of the population of interest.			
# dm_partic_partest_12mts: Did you participate in this service / program in the last 12 months? Partner tes			
Information	[Type= discrete] [Format=numeric] [Range= 0-98] [Missing=*]		
Statistics [NW/ W]	[Valid=280 -] [Invalid=4140 -]		
Value	Label	Cases	Percentage
0	No, I have never had it	0	
1	Yes	187	66.8%
2	No	93	33.2%
3	Yes, but not sure about the exact age	0	
90	I am not sure	0	
93	Prefer not to answer	0	
95	Not had sex with this partner in the last 4 weeks	0	
97	N/A	0	
98	Don't know	0	
Sysmiss		4140	
Warning: these figures indicate the number of cases found in the data file. They cannot be interpreted as summary statistics of the population of interest.			
# dm_partest_wasdreams: Was this a DREAMS service / program? Partner testing			
Information	[Type= discrete] [Format=numeric] [Range= 0-98] [Missing=*]		
Statistics [NW/ W]	[Valid=187 -] [Invalid=4233 -]		
Value	Label	Cases	Percentage
0	No, I have never had it	0	
1	Yes	73	39.0%
2	No	113	60.4%
3	Yes, but not sure about the exact age	0	
90	I am not sure	0	
93	Prefer not to answer	0	
95	Not had sex with this partner in the last 4 weeks	0	
97	N/A	0	
98	Don't know	1	0.5%
Sysmiss		4233	
Warning: these figures indicate the number of cases found in the data file. They cannot be interpreted as summary statistics of the population of interest.			
# dm_org_partest_prog: Where / from which organisation was it provided? Partner testing			
Information	[Type= discrete] [Format=numeric] [Range= 1-98] [Missing=*]		
Statistics [NW/ W]	[Valid=186 -] [Invalid=4234 -]		
Value	Label	Cases	Percentage
1	DoH	168	90.3%
2	Private Doctor	7	3.8%
3	Pharmacy	2	1.1%

# dm_org_partest_prog: Where / from which organisation was it provided? Partner testing				
Value	Label	Cases	Percentage	
4	Africa Centre / AHRI	5	<div><div></div></div> 2.7%	
5	FHI 360	0		
6	Humana People to People South Africa (HPPSA)	1	<div><div></div></div> 0.5%	
7	Hope International	0		
8	NACOSA	0		
9	EDI	0		
10	Ezibayeni	0		
11	Unyezi	0		
12	Isikondlakondla	0		
13	MatCH	0		
14	FPD	0		
15	AFSA	0		
16	TB/HIV Care Association	0		
17	DoE	0		
18	Mpilonhle	0		
19	Star for Life	0		
96	Other, specify	0		
98	Don't know	3	<div><div></div></div> 1.6%	
Sysmiss		4234		
Warning: these figures indicate the number of cases found in the data file. They cannot be interpreted as summary statistics of the population of interest.				
# dm_org_partest_oth: Please specify details of the other organization. Partner testing				
Information	[Type= discrete] [Format=character] [Missing=*]			
Statistics [NW/ W]	[Valid=0 /-] [Invalid=0 /-]			
# dm_partic_selftest_prog: Did you participate in this service / program? HIV Self testing				
Information	[Type= discrete] [Format=numeric] [Range= 0-98] [Missing=*]			
Statistics [NW/ W]	[Valid=3062 /-] [Invalid=1358 /-]			
Value	Label	Cases	Percentage	
0	No, I have never had it	0	<div><div></div></div> 3.4%	
1	Yes	105		
2	No	2957		<div><div></div></div> 96.6%
3	Yes, but not sure about the exact age	0		
90	I am not sure	0		
93	Prefer not to answer	0		
95	Not had sex with this partner in the last 4 weeks	0		
97	N/A	0		
98	Don't know	0		
Sysmiss		1358		
Warning: these figures indicate the number of cases found in the data file. They cannot be interpreted as summary statistics of the population of interest.				
# dm_aware_selftest_prog: Are you aware of the following service / program? HIV Self testing				
Information	[Type= discrete] [Format=numeric] [Range= 0-98] [Missing=*]			
Statistics [NW/ W]	[Valid=2952 /-] [Invalid=1468 /-]			
Value	Label	Cases		Percentage
0	No, I have never had it	0		

# dm_aware_selftest_prog: Are you aware of the following service / program? HIV Self testing			
Value	Label	Cases	Percentage
1	Yes	962	<div><div></div></div> 32.6%
2	No	1957	<div><div></div></div> 66.3%
3	Yes, but not sure about the exact age	0	
90	I am not sure	0	
93	Prefer not to answer	0	
95	Not had sex with this partner in the last 4 weeks	0	
97	N/A	0	
98	Don't know	33	<div><div></div></div> 1.1%
Sysmiss		1468	
Warning: these figures indicate the number of cases found in the data file. They cannot be interpreted as summary statistics of the population of interest.			
# dm_partic_selftest_12mts: Did you participate in this service / program in the last 12 months? HIV Self te			
Information	[Type= discrete] [Format=numeric] [Range= 0-98] [Missing=*]		
Statistics [NW/ W]	[Valid=105 /-] [Invalid=4315 /-]		
Value	Label	Cases	Percentage
0	No, I have never had it	0	
1	Yes	94	<div><div></div></div> 89.5%
2	No	11	<div><div></div></div> 10.5%
3	Yes, but not sure about the exact age	0	
90	I am not sure	0	
93	Prefer not to answer	0	
95	Not had sex with this partner in the last 4 weeks	0	
97	N/A	0	
98	Don't know	0	
Sysmiss		4315	
Warning: these figures indicate the number of cases found in the data file. They cannot be interpreted as summary statistics of the population of interest.			
# dm_selftest_wasdreams: Was this a DREAMS service / program? HIV Self testing			
Information	[Type= discrete] [Format=numeric] [Range= 0-98] [Missing=*]		
Statistics [NW/ W]	[Valid=94 /-] [Invalid=4326 /-]		
Value	Label	Cases	Percentage
0	No, I have never had it	0	
1	Yes	75	<div><div></div></div> 79.8%
2	No	19	<div><div></div></div> 20.2%
3	Yes, but not sure about the exact age	0	
90	I am not sure	0	
93	Prefer not to answer	0	
95	Not had sex with this partner in the last 4 weeks	0	
97	N/A	0	
98	Don't know	0	
Sysmiss		4326	
Warning: these figures indicate the number of cases found in the data file. They cannot be interpreted as summary statistics of the population of interest.			

# dm_org_selftest_prog: Where / from which organisation was it provided? HIV Self testing			
Information		[Type= discrete] [Format=numeric] [Range= 1-98] [Missing=*]	
Statistics [NW/ W]		[Valid=94 /-] [Invalid=4326 /-]	
Value	Label	Cases	Percentage
1	DoH	62	<div><div></div></div> 66.0%
2	Private Doctor	1	<div><div></div></div> 1.1%
3	Pharmacy	11	<div><div></div></div> 11.7%
4	Africa Centre / AHRI	9	<div><div></div></div> 9.6%
5	FHI 360	0	
6	Humana People to People South Africa (HPPSA)	1	<div><div></div></div> 1.1%
7	Hope International	0	
8	NACOSA	0	
9	EDI	0	
10	Ezibayeni	0	
11	Unyezi	0	
12	Isikondlakondla	0	
13	MatCH	0	
14	FPD	0	
15	AFSA	0	
16	TB/HIV Care Association	0	
17	DoE	2	<div><div></div></div> 2.1%
18	Mpilonhle	0	
19	Star for Life	0	
96	Other, specify	7	<div><div></div></div> 7.4%
98	Don't know	1	<div><div></div></div> 1.1%
Sysmiss		4326	
Warning: these figures indicate the number of cases found in the data file. They cannot be interpreted as summary statistics of the population of interest.			
# dm_org_selftest_oth: Please specify details of the other organization. HIV Self testing			
Information		[Type= discrete] [Format=character] [Missing=*]	
Statistics [NW/ W]		[Valid=4 /-]	
# dm_partic_maletest_prog: Did you participate in this service / program? Services/programs for males - Twi			
Information		[Type= discrete] [Format=numeric] [Range= 0-98] [Missing=*]	
Statistics [NW/ W]		[Valid=2483 /-] [Invalid=1937 /-]	
Value	Label	Cases	Percentage
0	No, I have never had it	0	
1	Yes	59	<div><div></div></div> 2.4%
2	No	2424	<div><div></div></div> 97.6%
3	Yes, but not sure about the exact age	0	
90	I am not sure	0	
93	Prefer not to answer	0	
95	Not had sex with this partner in the last 4 weeks	0	
97	N/A	0	
98	Don't know	0	
Sysmiss		1937	
Warning: these figures indicate the number of cases found in the data file. They cannot be interpreted as summary statistics of the population of interest.			

# dm_aware_maletest_prog: Are you aware of the following service / program? Services/programs for males -			
Information	[Type= discrete] [Format=numeric] [Range= 0-98] [Missing=*]		
Statistics [NW/ W]	[Valid=2423 /-] [Invalid=1997 /-]		
Value	Label	Cases	Percentage
0	No, I have never had it	0	
1	Yes	492	<div><div></div></div> 20.3%
2	No	1861	<div><div></div></div> 76.8%
3	Yes, but not sure about the exact age	0	
90	I am not sure	0	
93	Prefer not to answer	0	
95	Not had sex with this partner in the last 4 weeks	0	
97	N/A	0	
98	Don't know	70	<div><div></div></div> 2.9%
Sysmiss		1997	
Warning: these figures indicate the number of cases found in the data file. They cannot be interpreted as summary statistics of the population of interest.			
# dm_partic_maletest_12mts: Did you participate in this service / program in the last 12 months? Services/pr			
Information	[Type= discrete] [Format=numeric] [Range= 0-98] [Missing=*]		
Statistics [NW/ W]	[Valid=59 /-] [Invalid=4361 /-]		
Value	Label	Cases	Percentage
0	No, I have never had it	0	
1	Yes	39	<div><div></div></div> 66.1%
2	No	20	<div><div></div></div> 33.9%
3	Yes, but not sure about the exact age	0	
90	I am not sure	0	
93	Prefer not to answer	0	
95	Not had sex with this partner in the last 4 weeks	0	
97	N/A	0	
98	Don't know	0	
Sysmiss		4361	
Warning: these figures indicate the number of cases found in the data file. They cannot be interpreted as summary statistics of the population of interest.			
# dm_maletest_wasdreams: Was this a DREAMS service / program? Services/programs for males - Twilight HIV			
Information	[Type= discrete] [Format=numeric] [Range= 0-98] [Missing=*]		
Statistics [NW/ W]	[Valid=40 /-] [Invalid=4380 /-]		
Value	Label	Cases	Percentage
0	No, I have never had it	0	
1	Yes	14	<div><div></div></div> 35.0%
2	No	22	<div><div></div></div> 55.0%
3	Yes, but not sure about the exact age	0	
90	I am not sure	0	
93	Prefer not to answer	0	
95	Not had sex with this partner in the last 4 weeks	0	
97	N/A	0	
98	Don't know	4	<div><div></div></div> 10.0%
Sysmiss		4380	
Warning: these figures indicate the number of cases found in the data file. They cannot be interpreted as summary statistics of the population of interest.			

# dm_org_maletest_prog: Where / from which organisation was it provided? Services/programs for males - T			
Information	[Type= discrete] [Format=numeric] [Range= 1-98] [Missing=*]		
Statistics [NW/ W]	[Valid=35 /-] [Invalid=4385 /-]		
Value	Label	Cases	Percentage
1	DoH	6	<div><div></div></div> 17.1%
2	Private Doctor	1	<div><div></div></div> 2.9%
3	Pharmacy	0	
4	Africa Centre / AHRI	3	<div><div></div></div> 8.6%
5	FHI 360	0	
6	Humana People to People South Africa (HPPSA)	0	
7	Hope International	0	
8	NACOSA	0	
9	EDI	0	
10	Ezibayeni	0	
11	Unyezi	0	
12	Isikondlakondla	0	
13	MatCH	0	
14	FPD	0	
15	AFSA	0	
16	TB/HIV Care Association	0	
17	DoE	1	<div><div></div></div> 2.9%
18	Mpilonhle	1	<div><div></div></div> 2.9%
19	Star for Life	0	
96	Other, specify	16	<div><div></div></div> 45.7%
98	Don't know	7	<div><div></div></div> 20.0%
Sysmiss		4385	
Warning: these figures indicate the number of cases found in the data file. They cannot be interpreted as summary statistics of the population of interest.			
# dm_org_maletest_oth: Please specify details of the other organization. Services/programs for males -			
Information	[Type= discrete] [Format=character] [Missing=*]		
Statistics [NW/ W]	[Valid=15 /-] [Invalid=0 /-]		
# dm_partic_malecircum_prog: Did you participate in this service / program? Male circumcision (voluntary medi			
Information	[Type= discrete] [Format=numeric] [Range= 0-98] [Missing=*]		
Statistics [NW/ W]	[Valid=2481 /-] [Invalid=1939 /-]		
Value	Label	Cases	Percentage
0	No, I have never had it	0	
1	Yes	1416	<div><div></div></div> 57.1%
2	No	1065	<div><div></div></div> 42.9%
3	Yes, but not sure about the exact age	0	
90	I am not sure	0	
93	Prefer not to answer	0	
95	Not had sex with this partner in the last 4 weeks	0	
97	N/A	0	
98	Don't know	0	
Sysmiss		1939	
Warning: these figures indicate the number of cases found in the data file. They cannot be interpreted as summary statistics of the population of interest.			

# dm_aware_malecircum_prog: Are you aware of the following service / program? Male circumcision (voluntary m			
Information	[Type= discrete] [Format=numeric] [Range= 0-98] [Missing=*]		
Statistics [NW/ W]	[Valid=1067 /-] [Invalid=3353 /-]		
Value	Label	Cases	Percentage
0	No, I have never had it	0	
1	Yes	1035	<div><div></div></div> 97.0%
2	No	32	<div><div></div></div> 3.0%
3	Yes, but not sure about the exact age	0	
90	I am not sure	0	
93	Prefer not to answer	0	
95	Not had sex with this partner in the last 4 weeks	0	
97	N/A	0	
98	Don't know	0	
Sysmiss		3353	
Warning: these figures indicate the number of cases found in the data file. They cannot be interpreted as summary statistics of the population of interest.			
# dm_partic_malecircum_12mts: Did you participate in this service / program in the last 12 months? Male circum			
Information	[Type= discrete] [Format=numeric] [Range= 0-98] [Missing=*]		
Statistics [NW/ W]	[Valid=1414 /-] [Invalid=3006 /-]		
Value	Label	Cases	Percentage
0	No, I have never had it	0	
1	Yes	642	<div><div></div></div> 45.4%
2	No	772	<div><div></div></div> 54.6%
3	Yes, but not sure about the exact age	0	
90	I am not sure	0	
93	Prefer not to answer	0	
95	Not had sex with this partner in the last 4 weeks	0	
97	N/A	0	
98	Don't know	0	
Sysmiss		3006	
Warning: these figures indicate the number of cases found in the data file. They cannot be interpreted as summary statistics of the population of interest.			
# dm_malecircum_wasdreams: Was this a DREAMS service / program? Male circumcision (voluntary medical circum			
Information	[Type= discrete] [Format=numeric] [Range= 0-98] [Missing=*]		
Statistics [NW/ W]	[Valid=642 /-] [Invalid=3778 /-]		
Value	Label	Cases	Percentage
0	No, I have never had it	0	
1	Yes	319	<div><div></div></div> 49.7%
2	No	319	<div><div></div></div> 49.7%
3	Yes, but not sure about the exact age	0	
90	I am not sure	0	
93	Prefer not to answer	0	
95	Not had sex with this partner in the last 4 weeks	0	
97	N/A	0	
98	Don't know	4	<div><div></div></div> 0.6%
Sysmiss		3778	
Warning: these figures indicate the number of cases found in the data file. They cannot be interpreted as summary statistics of the population of interest.			

# dm_org_malecircum_prog: Where / from which organisation was it provided? Male circumcision (voluntary me			
Information	[Type= discrete] [Format=numeric] [Range= 1-98] [Missing=*]		
Statistics [NW/ W]	[Valid=637 /-] [Invalid=3783 /-]		
Value	Label	Cases	Percentage
1	DoH	463	<div><div></div></div> 72.7%
2	Private Doctor	11	<div><div></div></div> 1.7%
3	Pharmacy	0	
4	Africa Centre / AHRI	8	<div><div></div></div> 1.3%
5	FHI 360	0	
6	Humana People to People South Africa (HPPSA)	0	
7	Hope International	0	
8	NACOSA	0	
9	EDI	0	
10	Ezibayeni	0	
11	Unyezi	0	
12	Isikondlakondla	0	
13	MatCH	0	
14	FPD	0	
15	AFSA	0	
16	TB/HIV Care Association	0	
17	DoE	76	<div><div></div></div> 11.9%
18	Mpilonhle	2	<div><div></div></div> 0.3%
19	Star for Life	1	<div><div></div></div> 0.2%
96	Other, specify	65	<div><div></div></div> 10.2%
98	Don't know	11	<div><div></div></div> 1.7%
Sysmiss		3783	
Warning: these figures indicate the number of cases found in the data file. They cannot be interpreted as summary statistics of the population of interest.			
# dm_org_malecircum_oth: Please specify details of the other organization. Male circumcision (voluntary m			
Information	[Type= discrete] [Format=character] [Missing=*]		
Statistics [NW/ W]	[Valid=62 /-] [Invalid=0 /-]		
# dm_partic_condprov_prog: Did you participate in this service / program? Condom provision			
Information	[Type= discrete] [Format=numeric] [Range= 0-98] [Missing=*]		
Statistics [NW/ W]	[Valid=3059 /-] [Invalid=1361 /-]		
Value	Label	Cases	Percentage
0	No, I have never had it	0	
1	Yes	1359	<div><div></div></div> 44.4%
2	No	1699	<div><div></div></div> 55.5%
3	Yes, but not sure about the exact age	0	
90	I am not sure	0	
93	Prefer not to answer	1	<div><div></div></div> 0.0%
95	Not had sex with this partner in the last 4 weeks	0	
97	N/A	0	
98	Don't know	0	
Sysmiss		1361	
Warning: these figures indicate the number of cases found in the data file. They cannot be interpreted as summary statistics of the population of interest.			

# dm_aware_condprov_prog: Are you aware of the following service / program? Condom provision			
Information	[Type= discrete] [Format=numeric] [Range= 0-98] [Missing=*]		
Statistics [NW/ W]	[Valid=1693 /-] [Invalid=2727 /-]		
Value	Label	Cases	Percentage
0	No, I have never had it	0	
1	Yes	1382	81.6%
2	No	311	18.4%
3	Yes, but not sure about the exact age	0	
90	I am not sure	0	
93	Prefer not to answer	0	
95	Not had sex with this partner in the last 4 weeks	0	
97	N/A	0	
98	Don't know	0	
Sysmiss		2727	
Warning: these figures indicate the number of cases found in the data file. They cannot be interpreted as summary statistics of the population of interest.			
# dm_partic_condprov_12mts: Did you participate in this service / program in the last 12 months? Condom prov			
Information	[Type= discrete] [Format=numeric] [Range= 0-98] [Missing=*]		
Statistics [NW/ W]	[Valid=1359 /-] [Invalid=3061 /-]		
Value	Label	Cases	Percentage
0	No, I have never had it	0	
1	Yes	1107	81.5%
2	No	252	18.5%
3	Yes, but not sure about the exact age	0	
90	I am not sure	0	
93	Prefer not to answer	0	
95	Not had sex with this partner in the last 4 weeks	0	
97	N/A	0	
98	Don't know	0	
Sysmiss		3061	
Warning: these figures indicate the number of cases found in the data file. They cannot be interpreted as summary statistics of the population of interest.			
# dm_condprov_wasdreams: Was this a DREAMS service / program? Condom provision			
Information	[Type= discrete] [Format=numeric] [Range= 0-98] [Missing=*]		
Statistics [NW/ W]	[Valid=1108 /-] [Invalid=3312 /-]		
Value	Label	Cases	Percentage
0	No, I have never had it	0	
1	Yes	278	25.1%
2	No	826	74.5%
3	Yes, but not sure about the exact age	0	
90	I am not sure	0	
93	Prefer not to answer	0	
95	Not had sex with this partner in the last 4 weeks	0	
97	N/A	0	
98	Don't know	4	0.4%
Sysmiss		3312	
Warning: these figures indicate the number of cases found in the data file. They cannot be interpreted as summary statistics of the population of interest.			

# dm_org_condprov_prog: Where / from which organisation was it provided? Condom provision			
Information		[Type= discrete] [Format=numeric] [Range= 1-98] [Missing=*]	
Statistics [NW/ W]		[Valid=1101 /-] [Invalid=3319 /-]	
Value	Label	Cases	Percentage
1	DoH	778	<div><div></div></div> 70.7%
2	Private Doctor	3	<div><div></div></div> 0.3%
3	Pharmacy	64	<div><div></div></div> 5.8%
4	Africa Centre / AHRI	9	<div><div></div></div> 0.8%
5	FHI 360	0	
6	Humana People to People South Africa (HPPSA)	1	<div><div></div></div> 0.1%
7	Hope International	0	
8	NACOSA	0	
9	EDI	2	<div><div></div></div> 0.2%
10	Ezibayeni	0	
11	Unyezi	0	
12	Isikondlakondla	0	
13	MatCH	8	<div><div></div></div> 0.7%
14	FPD	0	
15	AFSA	0	
16	TB/HIV Care Association	0	
17	DoE	26	<div><div></div></div> 2.4%
18	Mpilonhle	0	
19	Star for Life	1	<div><div></div></div> 0.1%
96	Other, specify	176	<div><div></div></div> 16.0%
98	Don't know	33	<div><div></div></div> 3.0%
Sysmiss		3319	
Warning: these figures indicate the number of cases found in the data file. They cannot be interpreted as summary statistics of the population of interest.			
# dm_org_condprov_oth: Please specify details of the other organization. Condom provision			
Information		[Type= discrete] [Format=character] [Missing=*]	
Statistics [NW/ W]		[Valid=170 /-] [Invalid=0 /-]	
# dm_partic_democond_prog: Did you participate in this service / program? Condom promotion / demonstration			
Information		[Type= discrete] [Format=numeric] [Range= 0-98] [Missing=*]	
Statistics [NW/ W]		[Valid=3060 /-] [Invalid=1360 /-]	
Value	Label	Cases	Percentage
0	No, I have never had it	0	
1	Yes	881	<div><div></div></div> 28.8%
2	No	2178	<div><div></div></div> 71.2%
3	Yes, but not sure about the exact age	0	
90	I am not sure	0	
93	Prefer not to answer	1	<div><div></div></div> 0.0%
95	Not had sex with this partner in the last 4 weeks	0	
97	N/A	0	
98	Don't know	0	
Sysmiss		1360	
Warning: these figures indicate the number of cases found in the data file. They cannot be interpreted as summary statistics of the population of interest.			

# dm_aware_democond_prog: Are you aware of the following service / program? Condom promotion / demonstrati			
Information	[Type= discrete] [Format=numeric] [Range= 0-98] [Missing=*]		
Statistics [NW/ W]	[Valid=2175 /-] [Invalid=2245 /-]		
Value	Label	Cases	Percentage
0	No, I have never had it	0	
1	Yes	1351	62.1%
2	No	797	36.6%
3	Yes, but not sure about the exact age	0	
90	I am not sure	0	
93	Prefer not to answer	0	
95	Not had sex with this partner in the last 4 weeks	0	
97	N/A	0	
98	Don't know	27	1.2%
Sysmiss		2245	
Warning: these figures indicate the number of cases found in the data file. They cannot be interpreted as summary statistics of the population of interest.			
# dm_partic_democond_12mts: Did you participate in this service / program in the last 12 months? Condom prom			
Information	[Type= discrete] [Format=numeric] [Range= 0-98] [Missing=*]		
Statistics [NW/ W]	[Valid=882 /-] [Invalid=3538 /-]		
Value	Label	Cases	Percentage
0	No, I have never had it	0	
1	Yes	556	63.0%
2	No	326	37.0%
3	Yes, but not sure about the exact age	0	
90	I am not sure	0	
93	Prefer not to answer	0	
95	Not had sex with this partner in the last 4 weeks	0	
97	N/A	0	
98	Don't know	0	
Sysmiss		3538	
Warning: these figures indicate the number of cases found in the data file. They cannot be interpreted as summary statistics of the population of interest.			
# dm_democond_wasdreams: Was this a DREAMS service / program? Condom promotion / demonstration			
Information	[Type= discrete] [Format=numeric] [Range= 0-98] [Missing=*]		
Statistics [NW/ W]	[Valid=557 /-] [Invalid=3863 /-]		
Value	Label	Cases	Percentage
0	No, I have never had it	0	
1	Yes	202	36.3%
2	No	347	62.3%
3	Yes, but not sure about the exact age	0	
90	I am not sure	0	
93	Prefer not to answer	0	
95	Not had sex with this partner in the last 4 weeks	0	
97	N/A	0	
98	Don't know	8	1.4%
Sysmiss		3863	
Warning: these figures indicate the number of cases found in the data file. They cannot be interpreted as summary statistics of the population of interest.			

# dm_org_democond_prog: Where / from which organisation was it provided? Condom promotion / demonstratio			
Information	[Type= discrete] [Format=numeric] [Range= 1-98] [Missing=*]		
Statistics [NW/ W]	[Valid=550 /-] [Invalid=3870 /-]		
Value	Label	Cases	Percentage
1	DoH	386	<div></div> 70.2%
2	Private Doctor	0	
3	Pharmacy	5	<div></div> 0.9%
4	Africa Centre / AHRI	14	<div></div> 2.5%
5	FHI 360	0	
6	Humana People to People South Africa (HPPSA)	1	<div></div> 0.2%
7	Hope International	0	
8	NACOSA	0	
9	EDI	3	<div></div> 0.5%
10	Ezibayeni	0	
11	Unyezi	0	
12	Isikondlakondla	1	<div></div> 0.2%
13	MatCH	0	
14	FPD	0	
15	AFSA	0	
16	TB/HIV Care Association	0	
17	DoE	91	<div></div> 16.5%
18	Mpilonhle	10	<div></div> 1.8%
19	Star for Life	6	<div></div> 1.1%
96	Other, specify	19	<div></div> 3.5%
98	Don't know	14	<div></div> 2.5%
Sysmiss		3870	
Warning: these figures indicate the number of cases found in the data file. They cannot be interpreted as summary statistics of the population of interest.			
# dm_org_democond_oth: Please specify details of the other organization. Condom promotion / demonstrati			
Information	[Type= discrete] [Format=character] [Missing=*]		
Statistics [NW/ W]	[Valid=16 /-] [Invalid=0 /-]		
# dm_partic_adolfriend_prog: Did you participate in this service / program? Adolescent friendly services			
Information	[Type= discrete] [Format=numeric] [Range= 0-98] [Missing=*]		
Statistics [NW/ W]	[Valid=3061 /-] [Invalid=1359 /-]		
Value	Label	Cases	Percentage
0	No, I have never had it	0	
1	Yes	362	<div></div> 11.8%
2	No	2699	<div></div> 88.2%
3	Yes, but not sure about the exact age	0	
90	I am not sure	0	
93	Prefer not to answer	0	
95	Not had sex with this partner in the last 4 weeks	0	
97	N/A	0	
98	Don't know	0	
Sysmiss		1359	
Warning: these figures indicate the number of cases found in the data file. They cannot be interpreted as summary statistics of the population of interest.			

# dm_aware_adolfriend_prog: Are you aware of the following service / program? Adolescent friendly services			
Information	[Type= discrete] [Format=numeric] [Range= 0-98] [Missing=*]		
Statistics [NW/ W]	[Valid=2692 /-] [Invalid=1728 /-]		
Value	Label	Cases	Percentage
0	No, I have never had it	0	
1	Yes	1404	52.2%
2	No	1276	47.4%
3	Yes, but not sure about the exact age	0	
90	I am not sure	0	
93	Prefer not to answer	0	
95	Not had sex with this partner in the last 4 weeks	0	
97	N/A	0	
98	Don't know	12	0.4%
Sysmiss		1728	
Warning: these figures indicate the number of cases found in the data file. They cannot be interpreted as summary statistics of the population of interest.			
# dm_partic_adolfriend_12mts: Did you participate in this service / program in the last 12 months? Adolescent			
Information	[Type= discrete] [Format=numeric] [Range= 0-98] [Missing=*]		
Statistics [NW/ W]	[Valid=361 /-] [Invalid=4059 /-]		
Value	Label	Cases	Percentage
0	No, I have never had it	0	
1	Yes	243	67.3%
2	No	118	32.7%
3	Yes, but not sure about the exact age	0	
90	I am not sure	0	
93	Prefer not to answer	0	
95	Not had sex with this partner in the last 4 weeks	0	
97	N/A	0	
98	Don't know	0	
Sysmiss		4059	
Warning: these figures indicate the number of cases found in the data file. They cannot be interpreted as summary statistics of the population of interest.			
# dm_adolfriend_wasdreams: Was this a DREAMS service / program? Adolescent friendly services			
Information	[Type= discrete] [Format=numeric] [Range= 0-98] [Missing=*]		
Statistics [NW/ W]	[Valid=243 /-] [Invalid=4177 /-]		
Value	Label	Cases	Percentage
0	No, I have never had it	0	
1	Yes	170	70.0%
2	No	73	30.0%
3	Yes, but not sure about the exact age	0	
90	I am not sure	0	
93	Prefer not to answer	0	
95	Not had sex with this partner in the last 4 weeks	0	
97	N/A	0	
98	Don't know	0	
Sysmiss		4177	
Warning: these figures indicate the number of cases found in the data file. They cannot be interpreted as summary statistics of the population of interest.			

# dm_org_adolfriend_prog: Where / from which organisation was it provided? Adolescent friendly services			
Information	[Type= discrete] [Format=numeric] [Range= 1-98] [Missing=*]		
Statistics [NW/ W]	[Valid=243 /-] [Invalid=4177 /-]		
Value	Label	Cases	Percentage
1	DoH	182	<div></div> 74.9%
2	Private Doctor	1	<div></div> 0.4%
3	Pharmacy	0	
4	Africa Centre / AHRI	0	
5	FHI 360	0	
6	Humana People to People South Africa (HPPSA)	0	
7	Hope International	0	
8	NACOSA	0	
9	EDI	0	
10	Ezibayeni	0	
11	Unyezi	0	
12	Isikondlakondla	0	
13	MatCH	0	
14	FPD	0	
15	AFSA	0	
16	TB/HIV Care Association	0	
17	DoE	56	<div></div> 23.0%
18	Mpilonhle	0	
19	Star for Life	0	
96	Other, specify	2	<div></div> 0.8%
98	Don't know	2	<div></div> 0.8%
Sysmiss		4177	
Warning: these figures indicate the number of cases found in the data file. They cannot be interpreted as summary statistics of the population of interest.			
# dm_org_adolfriend_oth: Please specify details of the other organization. Adolescent friendly services			
Information	[Type= discrete] [Format=character] [Missing=*]		
Statistics [NW/ W]	[Valid=2 /-] [Invalid=0 /-]		
# dm_partic_counsl_prov_prog: Did you participate in this service / program? Contraception / family planning			
Information	[Type= discrete] [Format=numeric] [Range= 0-98] [Missing=*]		
Statistics [NW/ W]	[Valid=3060 /-] [Invalid=1360 /-]		
Value	Label	Cases	Percentage
0	No, I have never had it	0	
1	Yes	811	<div></div> 26.5%
2	No	2248	<div></div> 73.5%
3	Yes, but not sure about the exact age	0	
90	I am not sure	0	
93	Prefer not to answer	1	<div></div> 0.0%
95	Not had sex with this partner in the last 4 weeks	0	
97	N/A	0	
98	Don't know	0	
Sysmiss		1360	
Warning: these figures indicate the number of cases found in the data file. They cannot be interpreted as summary statistics of the population of interest.			

# dm_aware_counsl_prov_prog: Are you aware of the following service / program? Counselling and provision of c			
Information	[Type= discrete] [Format=numeric] [Range= 0-98] [Missing=*]		
Statistics [NW/ W]	[Valid=2246 /-] [Invalid=2174 /-]		
Value	Label	Cases	Percentage
0	No, I have never had it	0	
1	Yes	1529	68.1%
2	No	705	31.4%
3	Yes, but not sure about the exact age	0	
90	I am not sure	0	
93	Prefer not to answer	0	
95	Not had sex with this partner in the last 4 weeks	0	
97	N/A	0	
98	Don't know	12	0.5%
Sysmiss		2174	
Warning: these figures indicate the number of cases found in the data file. They cannot be interpreted as summary statistics of the population of interest.			
# dm_partic_counsl_prv_12mts: Did you participate in this service / program in the last 12 months? Contracepti			
Information	[Type= discrete] [Format=numeric] [Range= 0-98] [Missing=*]		
Statistics [NW/ W]	[Valid=811 /-] [Invalid=3609 /-]		
Value	Label	Cases	Percentage
0	No, I have never had it	0	
1	Yes	622	76.7%
2	No	189	23.3%
3	Yes, but not sure about the exact age	0	
90	I am not sure	0	
93	Prefer not to answer	0	
95	Not had sex with this partner in the last 4 weeks	0	
97	N/A	0	
98	Don't know	0	
Sysmiss		3609	
Warning: these figures indicate the number of cases found in the data file. They cannot be interpreted as summary statistics of the population of interest.			
# dm_counsl_prov_wasdreams: Was this a DREAMS service / program? Contraception / family planning			
Information	[Type= discrete] [Format=numeric] [Range= 0-98] [Missing=*]		
Statistics [NW/ W]	[Valid=623 /-] [Invalid=3797 /-]		
Value	Label	Cases	Percentage
0	No, I have never had it	0	
1	Yes	138	22.2%
2	No	485	77.8%
3	Yes, but not sure about the exact age	0	
90	I am not sure	0	
93	Prefer not to answer	0	
95	Not had sex with this partner in the last 4 weeks	0	
97	N/A	0	
98	Don't know	0	
Sysmiss		3797	
Warning: these figures indicate the number of cases found in the data file. They cannot be interpreted as summary statistics of the population of interest.			

# dm_org_counsl_prov_prog: Where / from which organisation was it provided? Contraception / family planning			
Information	[Type= discrete] [Format=numeric] [Range= 1-98] [Missing=*]		
Statistics [NW/ W]	[Valid=622 /-] [Invalid=3798 /-]		
Value	Label	Cases	Percentage
1	DoH	542	<div></div> 87.1%
2	Private Doctor	3	<div></div> 0.5%
3	Pharmacy	38	<div></div> 6.1%
4	Africa Centre / AHRI	3	<div></div> 0.5%
5	FHI 360	0	
6	Humana People to People South Africa (HPPSA)	0	
7	Hope International	0	
8	NACOSA	0	
9	EDI	0	
10	Ezibayeni	0	
11	Unyezi	0	
12	Isikondlakondla	0	
13	MatCH	0	
14	FPD	0	
15	AFSA	0	
16	TB/HIV Care Association	0	
17	DoE	19	<div></div> 3.1%
18	Mpilonhle	0	
19	Star for Life	1	<div></div> 0.2%
96	Other, specify	16	<div></div> 2.6%
98	Don't know	0	
Sysmiss		3798	
Warning: these figures indicate the number of cases found in the data file. They cannot be interpreted as summary statistics of the population of interest.			
# dm_org_counsl_prov_oth: Please specify details of the other organization. Contraception / family plannin			
Information	[Type= discrete] [Format=character] [Missing=*]		
Statistics [NW/ W]	[Valid=14 /-] [Invalid=0 /-]		
# dm_partic_stiserv_prog: Did you participate in this service / program? STI screening and treatment			
Information	[Type= discrete] [Format=numeric] [Range= 0-98] [Missing=*]		
Statistics [NW/ W]	[Valid=3063 /-] [Invalid=1357 /-]		
Value	Label	Cases	Percentage
0	No, I have never had it	0	
1	Yes	329	<div></div> 10.7%
2	No	2734	<div></div> 89.3%
3	Yes, but not sure about the exact age	0	
90	I am not sure	0	
93	Prefer not to answer	0	
95	Not had sex with this partner in the last 4 weeks	0	
97	N/A	0	
98	Don't know	0	
Sysmiss		1357	
Warning: these figures indicate the number of cases found in the data file. They cannot be interpreted as summary statistics of the population of interest.			

# dm_aware_stiserv_prog: Are you aware of the following service / program? STI screening and treatment			
Information	[Type= discrete] [Format=numeric] [Range= 0-98] [Missing=*]		
Statistics [NW/ W]	[Valid=2728 /-] [Invalid=1692 /-]		
Value	Label	Cases	Percentage
0	No, I have never had it	0	
1	Yes	1848	67.7%
2	No	879	32.2%
3	Yes, but not sure about the exact age	0	
90	I am not sure	0	
93	Prefer not to answer	0	
95	Not had sex with this partner in the last 4 weeks	0	
97	N/A	0	
98	Don't know	1	0.0%
Sysmiss		1692	
Warning: these figures indicate the number of cases found in the data file. They cannot be interpreted as summary statistics of the population of interest.			
# dm_partic_stiserv_12mts: Did you participate in this service / program in the last 12 months? STI screeni			
Information	[Type= discrete] [Format=numeric] [Range= 0-98] [Missing=*]		
Statistics [NW/ W]	[Valid=329 /-] [Invalid=4091 /-]		
Value	Label	Cases	Percentage
0	No, I have never had it	0	
1	Yes	205	62.3%
2	No	124	37.7%
3	Yes, but not sure about the exact age	0	
90	I am not sure	0	
93	Prefer not to answer	0	
95	Not had sex with this partner in the last 4 weeks	0	
97	N/A	0	
98	Don't know	0	
Sysmiss		4091	
Warning: these figures indicate the number of cases found in the data file. They cannot be interpreted as summary statistics of the population of interest.			
# dm_stiserv_wasdreams: Was this a DREAMS service / program? STI screening and treatment			
Information	[Type= discrete] [Format=numeric] [Range= 0-98] [Missing=*]		
Statistics [NW/ W]	[Valid=205 /-] [Invalid=4215 /-]		
Value	Label	Cases	Percentage
0	No, I have never had it	0	
1	Yes	112	54.6%
2	No	93	45.4%
3	Yes, but not sure about the exact age	0	
90	I am not sure	0	
93	Prefer not to answer	0	
95	Not had sex with this partner in the last 4 weeks	0	
97	N/A	0	
98	Don't know	0	
Sysmiss		4215	
Warning: these figures indicate the number of cases found in the data file. They cannot be interpreted as summary statistics of the population of interest.			

# dm_org_stiserv_prog: Where / from which organisation was it provided? STI screening and treatment			
Information	[Type= discrete] [Format=numeric] [Range= 1-98] [Missing=*]		
Statistics [NW/ W]	[Valid=205 /-] [Invalid=4215 /-]		
Value	Label	Cases	Percentage
1	DoH	178	<div><div></div></div> 86.8%
2	Private Doctor	9	<div><div></div></div> 4.4%
3	Pharmacy	1	<div><div></div></div> 0.5%
4	Africa Centre / AHRI	5	<div><div></div></div> 2.4%
5	FHI 360	0	
6	Humana People to People South Africa (HPPSA)	1	<div><div></div></div> 0.5%
7	Hope International	0	
8	NACOSA	0	
9	EDI	0	
10	Ezibayeni	0	
11	Unyezi	0	
12	Isikondlakondla	0	
13	MatCH	0	
14	FPD	0	
15	AFSA	0	
16	TB/HIV Care Association	0	
17	DoE	11	<div><div></div></div> 5.4%
18	Mpilonhle	0	
19	Star for Life	0	
96	Other, specify	0	
98	Don't know	0	
Sysmiss		4215	
Warning: these figures indicate the number of cases found in the data file. They cannot be interpreted as summary statistics of the population of interest.			
# dm_org_stiserv_oth: Please specify details of the other organization. STI screening and treatment			
Information	[Type= discrete] [Format=character] [Missing=*]		
Statistics [NW/ W]	[Valid=0 /-] [Invalid=0 /-]		
# dm_partic_pepserv_prog: Did you participate in this service / program? Linkage into ART			
Information	[Type= discrete] [Format=numeric] [Range= 0-98] [Missing=*]		
Statistics [NW/ W]	[Valid=3061 /-] [Invalid=1359 /-]		
Value	Label	Cases	Percentage
0	No, I have never had it	0	
1	Yes	145	<div><div></div></div> 4.7%
2	No	2916	<div><div></div></div> 95.3%
3	Yes, but not sure about the exact age	0	
90	I am not sure	0	
93	Prefer not to answer	0	
95	Not had sex with this partner in the last 4 weeks	0	
97	N/A	0	
98	Don't know	0	
Sysmiss		1359	
Warning: these figures indicate the number of cases found in the data file. They cannot be interpreted as summary statistics of the population of interest.			

# dm_aware_pepserv_prog: Are you aware of the following service / program? Linkage into ART			
Information	[Type= discrete] [Format=numeric] [Range= 0-98] [Missing=*]		
Statistics [NW/ W]	[Valid=2911 /-] [Invalid=1509 /-]		
Value	Label	Cases	Percentage
0	No, I have never had it	0	
1	Yes	742	<div><div></div></div> 25.5%
2	No	2124	<div><div></div></div> 73.0%
3	Yes, but not sure about the exact age	0	
90	I am not sure	0	
93	Prefer not to answer	1	<div><div></div></div> 0.0%
95	Not had sex with this partner in the last 4 weeks	0	
97	N/A	0	
98	Don't know	44	<div><div></div></div> 1.5%
Sysmiss		1509	
Warning: these figures indicate the number of cases found in the data file. They cannot be interpreted as summary statistics of the population of interest.			
# dm_partic_pepserv_12mts: Did you participate in this service / program in the last 12 months? Linkage int			
Information	[Type= discrete] [Format=numeric] [Range= 0-98] [Missing=*]		
Statistics [NW/ W]	[Valid=145 /-] [Invalid=4275 /-]		
Value	Label	Cases	Percentage
0	No, I have never had it	0	
1	Yes	117	<div><div></div></div> 80.7%
2	No	28	<div><div></div></div> 19.3%
3	Yes, but not sure about the exact age	0	
90	I am not sure	0	
93	Prefer not to answer	0	
95	Not had sex with this partner in the last 4 weeks	0	
97	N/A	0	
98	Don't know	0	
Sysmiss		4275	
Warning: these figures indicate the number of cases found in the data file. They cannot be interpreted as summary statistics of the population of interest.			
# dm_pepserv_wasdreams: Was this a DREAMS service / program? Linkage into ART			
Information	[Type= discrete] [Format=numeric] [Range= 0-98] [Missing=*]		
Statistics [NW/ W]	[Valid=117 /-] [Invalid=4303 /-]		
Value	Label	Cases	Percentage
0	No, I have never had it	0	
1	Yes	108	<div><div></div></div> 92.3%
2	No	9	<div><div></div></div> 7.7%
3	Yes, but not sure about the exact age	0	
90	I am not sure	0	
93	Prefer not to answer	0	
95	Not had sex with this partner in the last 4 weeks	0	
97	N/A	0	
98	Don't know	0	
Sysmiss		4303	
Warning: these figures indicate the number of cases found in the data file. They cannot be interpreted as summary statistics of the population of interest.			

# dm_org_pepserv_prog: Where / from which organisation was it provided? Linkage into ART			
Information	[Type= discrete] [Format=numeric] [Range= 1-98] [Missing=*]		
Statistics [NW/ W]	[Valid=117 /-] [Invalid=4303 /-]		
Value	Label	Cases	Percentage
1	DoH	74	<div><div></div></div> 63.2%
2	Private Doctor	0	
3	Pharmacy	0	
4	Africa Centre / AHRI	1	<div><div></div></div> 0.9%
5	FHI 360	0	
6	Humana People to People South Africa (HPPSA)	0	
7	Hope International	0	
8	NACOSA	0	
9	EDI	1	<div><div></div></div> 0.9%
10	Ezibayeni	0	
11	Unyezi	0	
12	Isikondlakondla	0	
13	MatCH	0	
14	FPD	0	
15	AFSA	0	
16	TB/HIV Care Association	0	
17	DoE	36	<div><div></div></div> 30.8%
18	Mpilonhle	0	
19	Star for Life	0	
96	Other, specify	1	<div><div></div></div> 0.9%
98	Don't know	4	<div><div></div></div> 3.4%
Sysmiss		4303	
Warning: these figures indicate the number of cases found in the data file. They cannot be interpreted as summary statistics of the population of interest.			
# dm_org_pepserv_oth: Please specify details of the other organization. Linkage into ART			
Information	[Type= discrete] [Format=character] [Missing=*]		
Statistics [NW/ W]	[Valid=1 /-] [Invalid=0 /-]		

# dm_partic_emercon_prog: Did you participate in this service / program? Emergency contraception			
Information	[Type= discrete] [Format=numeric] [Range= 0-98] [Missing=*]		
Statistics [NW/ W]	[Valid=575 /-] [Invalid=3845 /-]		
Value	Label	Cases	Percentage
0	No, I have never had it	0	
1	Yes	113	19.7%
2	No	462	80.3%
3	Yes, but not sure about the exact age	0	
90	I am not sure	0	
93	Prefer not to answer	0	
95	Not had sex with this partner in the last 4 weeks	0	
97	N/A	0	
98	Don't know	0	
Sysmiss		3845	
Warning: these figures indicate the number of cases found in the data file. They cannot be interpreted as summary statistics of the population of interest.			
# dm_aware_emercon_prog: Are you aware of the following service / program? Emergency contraception			
Information	[Type= discrete] [Format=numeric] [Range= 0-98] [Missing=*]		
Statistics [NW/ W]	[Valid=462 /-] [Invalid=3958 /-]		
Value	Label	Cases	Percentage
0	No, I have never had it	0	
1	Yes	335	72.5%
2	No	124	26.8%
3	Yes, but not sure about the exact age	0	
90	I am not sure	0	
93	Prefer not to answer	0	
95	Not had sex with this partner in the last 4 weeks	0	
97	N/A	0	
98	Don't know	3	0.6%
Sysmiss		3958	
Warning: these figures indicate the number of cases found in the data file. They cannot be interpreted as summary statistics of the population of interest.			
# dm_partic_emercon_12mts: Did you participate in this service / program in the last 12 months? Emergency c			
Information	[Type= discrete] [Format=numeric] [Range= 0-98] [Missing=*]		
Statistics [NW/ W]	[Valid=113 /-] [Invalid=4307 /-]		
Value	Label	Cases	Percentage
0	No, I have never had it	0	
1	Yes	48	42.5%
2	No	65	57.5%
3	Yes, but not sure about the exact age	0	
90	I am not sure	0	
93	Prefer not to answer	0	
95	Not had sex with this partner in the last 4 weeks	0	
97	N/A	0	
98	Don't know	0	
Sysmiss		4307	
Warning: these figures indicate the number of cases found in the data file. They cannot be interpreted as summary statistics of the population of interest.			

# dm_emercon_wasdreams: Was this a DREAMS service / program? Emergency contraception			
Information	[Type= discrete] [Format=numeric] [Range= 0-98] [Missing=*]		
Statistics [NW/ W]	[Valid=48 /-] [Invalid=4372 /-]		
Value	Label	Cases	Percentage
0	No, I have never had it	0	
1	Yes	32	<div><div></div></div> 66.7%
2	No	16	<div><div></div></div> 33.3%
3	Yes, but not sure about the exact age	0	
90	I am not sure	0	
93	Prefer not to answer	0	
95	Not had sex with this partner in the last 4 weeks	0	
97	N/A	0	
98	Don't know	0	
Sysmiss		4372	
Warning: these figures indicate the number of cases found in the data file. They cannot be interpreted as summary statistics of the population of interest.			
# dm_org_emercon_prog: Where / from which organisation was it provided? Emergency contraception			
Information	[Type= discrete] [Format=numeric] [Range= 1-98] [Missing=*]		
Statistics [NW/ W]	[Valid=48 /-] [Invalid=4372 /-]		
Value	Label	Cases	Percentage
1	DoH	11	<div><div></div></div> 22.9%
2	Private Doctor	1	<div><div></div></div> 2.1%
3	Pharmacy	20	<div><div></div></div> 41.7%
4	Africa Centre / AHRI	0	
5	FHI 360	0	
6	Humana People to People South Africa (HPPSA)	0	
7	Hope International	0	
8	NACOSA	0	
9	EDI	0	
10	Ezibayeni	0	
11	Unyezi	0	
12	Isikondlakondla	0	
13	MatCH	0	
14	FPD	0	
15	AFSA	0	
16	TB/HIV Care Association	0	
17	DoE	0	
18	Mpilonhle	0	
19	Star for Life	0	
96	Other, specify	2	<div><div></div></div> 4.2%
98	Don't know	14	<div><div></div></div> 29.2%
Sysmiss		4372	
Warning: these figures indicate the number of cases found in the data file. They cannot be interpreted as summary statistics of the population of interest.			
# dm_org_emercon_oth: Please specify details of the other organization. Emergency contraception			
Information	[Type= discrete] [Format=character] [Missing=*]		
Statistics [NW/ W]	[Valid=1 /-] [Invalid=0 /-]		

# dm_partic_postviol_prog: Did you participate in this service / program? Services after an experience of v			
Information	[Type= discrete] [Format=numeric] [Range= 0-98] [Missing=*]		
Statistics [NW/ W]	[Valid=3061 /-] [Invalid=1359 /-]		
Value	Label	Cases	Percentage
0	No, I have never had it	0	
1	Yes	368	<div><div></div></div> 12.0%
2	No	2693	<div><div></div></div> 88.0%
3	Yes, but not sure about the exact age	0	
90	I am not sure	0	
93	Prefer not to answer	0	
95	Not had sex with this partner in the last 4 weeks	0	
97	N/A	0	
98	Don't know	0	
Sysmiss		1359	
Warning: these figures indicate the number of cases found in the data file. They cannot be interpreted as summary statistics of the population of interest.			
# dm_aware_postviol_prog: Are you aware of the following service / program? Services after an experience o			
Information	[Type= discrete] [Format=numeric] [Range= 0-98] [Missing=*]		
Statistics [NW/ W]	[Valid=2690 /-] [Invalid=1730 /-]		
Value	Label	Cases	Percentage
0	No, I have never had it	0	
1	Yes	2161	<div><div></div></div> 80.3%
2	No	528	<div><div></div></div> 19.6%
3	Yes, but not sure about the exact age	0	
90	I am not sure	0	
93	Prefer not to answer	0	
95	Not had sex with this partner in the last 4 weeks	0	
97	N/A	0	
98	Don't know	1	<div><div></div></div> 0.0%
Sysmiss		1730	
Warning: these figures indicate the number of cases found in the data file. They cannot be interpreted as summary statistics of the population of interest.			
# dm_partic_postviol_12mts: Did you participate in this service / program in the last 12 months? Services af			
Information	[Type= discrete] [Format=numeric] [Range= 0-98] [Missing=*]		
Statistics [NW/ W]	[Valid=366 /-] [Invalid=4054 /-]		
Value	Label	Cases	Percentage
0	No, I have never had it	0	
1	Yes	201	<div><div></div></div> 54.9%
2	No	165	<div><div></div></div> 45.1%
3	Yes, but not sure about the exact age	0	
90	I am not sure	0	
93	Prefer not to answer	0	
95	Not had sex with this partner in the last 4 weeks	0	
97	N/A	0	
98	Don't know	0	
Sysmiss		4054	
Warning: these figures indicate the number of cases found in the data file. They cannot be interpreted as summary statistics of the population of interest.			

# dm_postviol_wasdreams: Was this a DREAMS service / program? Services after an experience of violence			
Information	[Type= discrete] [Format=numeric] [Range= 0-98] [Missing=*]		
Statistics [NW/ W]	[Valid=201 /-] [Invalid=4219 /-]		
Value	Label	Cases	Percentage
0	No, I have never had it	0	
1	Yes	118	58.7%
2	No	83	41.3%
3	Yes, but not sure about the exact age	0	
90	I am not sure	0	
93	Prefer not to answer	0	
95	Not had sex with this partner in the last 4 weeks	0	
97	N/A	0	
98	Don't know	0	
Sysmiss		4219	
Warning: these figures indicate the number of cases found in the data file. They cannot be interpreted as summary statistics of the population of interest.			
# dm_org_postviol_prog: Where / from which organisation was it provided? Services after an experience of			
Information	[Type= discrete] [Format=numeric] [Range= 1-98] [Missing=*]		
Statistics [NW/ W]	[Valid=201 /-] [Invalid=4219 /-]		
Value	Label	Cases	Percentage
1	DoH	59	29.4%
2	Private Doctor	0	
3	Pharmacy	0	
4	Africa Centre / AHRI	0	
5	FHI 360	0	
6	Humana People to People South Africa (HPPSA)	17	8.5%
7	Hope International	0	
8	NACOSA	0	
9	EDI	0	
10	Ezibayeni	0	
11	Unyezi	0	
12	Isikondlakondla	0	
13	MatCH	0	
14	FPD	0	
15	AFSA	0	
16	TB/HIV Care Association	0	
17	DoE	28	13.9%
18	Mpilonhle	1	0.5%
19	Star for Life	0	
96	Other, specify	84	41.8%
98	Don't know	12	6.0%
Sysmiss		4219	
Warning: these figures indicate the number of cases found in the data file. They cannot be interpreted as summary statistics of the population of interest.			
# dm_org_postviol_oth: Please specify details of the other organization. Services after an experience o			
Information	[Type= discrete] [Format=character] [Missing=*]		
Statistics [NW/ W]	[Valid=75 /-] [Invalid=0 /-]		

# dm_partic_cashtran_prog: Did you participate in this service / program? Cash transfer to family			
Information	[Type= discrete] [Format=numeric] [Range= 0-98] [Missing=*]		
Statistics [NW/ W]	[Valid=3063 /-] [Invalid=1357 /-]		
Value	Label	Cases	Percentage
0	No, I have never had it	0	
1	Yes	2137	69.8%
2	No	926	30.2%
3	Yes, but not sure about the exact age	0	
90	I am not sure	0	
93	Prefer not to answer	0	
95	Not had sex with this partner in the last 4 weeks	0	
97	N/A	0	
98	Don't know	0	
Sysmiss		1357	
Warning: these figures indicate the number of cases found in the data file. They cannot be interpreted as summary statistics of the population of interest.			
# dm_aware_cashtran_prog: Are you aware of the following service / program? Cash transfer to family			
Information	[Type= discrete] [Format=numeric] [Range= 0-98] [Missing=*]		
Statistics [NW/ W]	[Valid=927 /-] [Invalid=3493 /-]		
Value	Label	Cases	Percentage
0	No, I have never had it	0	
1	Yes	740	79.8%
2	No	186	20.1%
3	Yes, but not sure about the exact age	0	
90	I am not sure	0	
93	Prefer not to answer	0	
95	Not had sex with this partner in the last 4 weeks	0	
97	N/A	0	
98	Don't know	1	0.1%
Sysmiss		3493	
Warning: these figures indicate the number of cases found in the data file. They cannot be interpreted as summary statistics of the population of interest.			
# dm_partic_cashtran_12mts: Did you participate in this service / program in the last 12 months? Cash transf			
Information	[Type= discrete] [Format=numeric] [Range= 0-98] [Missing=*]		
Statistics [NW/ W]	[Valid=2137 /-] [Invalid=2283 /-]		
Value	Label	Cases	Percentage
0	No, I have never had it	0	
1	Yes	1341	62.8%
2	No	796	37.2%
3	Yes, but not sure about the exact age	0	
90	I am not sure	0	
93	Prefer not to answer	0	
95	Not had sex with this partner in the last 4 weeks	0	
97	N/A	0	
98	Don't know	0	
Sysmiss		2283	
Warning: these figures indicate the number of cases found in the data file. They cannot be interpreted as summary statistics of the population of interest.			

# dm_cashtran_wasdreams: Was this a DREAMS service / program? Cash transfer to family			
Information	[Type= discrete] [Format=numeric] [Range= 0-98] [Missing=*]		
Statistics [NW/ W]	[Valid=1342 /-] [Invalid=3078 /-]		
Value	Label	Cases	Percentage
0	No, I have never had it	0	
1	Yes	529	39.4%
2	No	806	60.1%
3	Yes, but not sure about the exact age	0	
90	I am not sure	0	
93	Prefer not to answer	0	
95	Not had sex with this partner in the last 4 weeks	0	
97	N/A	0	
98	Don't know	7	0.5%
Sysmiss		3078	
Warning: these figures indicate the number of cases found in the data file. They cannot be interpreted as summary statistics of the population of interest.			
# dm_org_cashtran_prog: Where / from which organisation was it provided? Cash transfer to family			
Information	[Type= discrete] [Format=numeric] [Range= 1-98] [Missing=*]		
Statistics [NW/ W]	[Valid=1331 /-] [Invalid=3089 /-]		
Value	Label	Cases	Percentage
1	DoH	31	2.3%
2	Private Doctor	1	0.1%
3	Pharmacy	0	
4	Africa Centre / AHRI	0	
5	FHI 360	0	
6	Humana People to People South Africa (HPPSA)	10	0.8%
7	Hope International	0	
8	NACOSA	0	
9	EDI	1	0.1%
10	Ezibayeni	0	
11	Unyezi	0	
12	Isikondlakondla	0	
13	MatCH	0	
14	FPD	0	
15	AFSA	0	
16	TB/HIV Care Association	0	
17	DoE	1229	92.3%
18	Mpilonhle	13	1.0%
19	Star for Life	1	0.1%
96	Other, specify	17	1.3%
98	Don't know	28	2.1%
Sysmiss		3089	
Warning: these figures indicate the number of cases found in the data file. They cannot be interpreted as summary statistics of the population of interest.			
# dm_org_cashtran_oth: Please specify details of the other organization. Cash transfer to family			
Information	[Type= discrete] [Format=character] [Missing=*]		
Statistics [NW/ W]	[Valid=16 /-] [Invalid=0 /-]		

# mv_borrmoney_fem: Is there is a female in your community from whom you can borrow money in an emer			
Information	[Type= discrete] [Format=numeric] [Range= 0-98] [Missing=*]		
Statistics [NW/ W]	[Valid=577 /-] [Invalid=3843 /-]		
Value	Label	Cases	Percentage
0	No, I have never had it	0	
1	Yes	339	<div></div> 58.8%
2	No	237	<div></div> 41.1%
3	Yes, but not sure about the exact age	0	
90	I am not sure	0	
93	Prefer not to answer	1	<div></div> 0.2%
95	Not had sex with this partner in the last 4 weeks	0	
97	N/A	0	
98	Don't know	0	
Sysmiss		3843	
Warning: these figures indicate the number of cases found in the data file. They cannot be interpreted as summary statistics of the population of interest.			
# mv_privmeetplace_fem: Do you have a safe and private place to meet with girls and young women who are			
Information	[Type= discrete] [Format=numeric] [Range= 0-98] [Missing=*]		
Statistics [NW/ W]	[Valid=577 /-] [Invalid=3843 /-]		
Value	Label	Cases	Percentage
0	No, I have never had it	0	
1	Yes	76	<div></div> 13.2%
2	No	500	<div></div> 86.7%
3	Yes, but not sure about the exact age	0	
90	I am not sure	0	
93	Prefer not to answer	1	<div></div> 0.2%
95	Not had sex with this partner in the last 4 weeks	0	
97	N/A	0	
98	Don't know	0	
Sysmiss		3843	
Warning: these figures indicate the number of cases found in the data file. They cannot be interpreted as summary statistics of the population of interest.			
# mv_privmeetregul_fem: If yes, do you meet regularly in such place on a regular basis?			
Information	[Type= discrete] [Format=numeric] [Range= 0-98] [Missing=*]		
Statistics [NW/ W]	[Valid=76 /-] [Invalid=4344 /-]		
Value	Label	Cases	Percentage
0	No, I have never had it	0	
1	Yes	26	<div></div> 34.2%
2	No	49	<div></div> 64.5%
3	Yes, but not sure about the exact age	0	
90	I am not sure	0	
93	Prefer not to answer	1	<div></div> 1.3%
95	Not had sex with this partner in the last 4 weeks	0	
97	N/A	0	
98	Don't know	0	
Sysmiss		4344	
Warning: these figures indicate the number of cases found in the data file. They cannot be interpreted as summary statistics of the population of interest.			

# mv_trustfriend_fem: Do you have at least one trusted female friend?			
Information	[Type= discrete] [Format=numeric] [Range= 0-98] [Missing=*]		
Statistics [NW/ W]	[Valid=577 /-] [Invalid=3843 /-]		
Value	Label	Cases	Percentage
0	No, I have never had it	0	
1	Yes	405	<div><div></div></div> 70.2%
2	No	171	<div><div></div></div> 29.6%
3	Yes, but not sure about the exact age	0	
90	I am not sure	0	
93	Prefer not to answer	1	<div><div></div></div> 0.2%
95	Not had sex with this partner in the last 4 weeks	0	
97	N/A	0	
98	Don't know	0	
Sysmiss		3843	
Warning: these figures indicate the number of cases found in the data file. They cannot be interpreted as summary statistics of the population of interest.			
# mv_knowguard_fem: Do you know a woman in your community, other than a mother or guardian, whom you			
Information	[Type= discrete] [Format=numeric] [Range= 0-98] [Missing=*]		
Statistics [NW/ W]	[Valid=577 /-] [Invalid=3843 /-]		
Value	Label	Cases	Percentage
0	No, I have never had it	0	
1	Yes	395	<div><div></div></div> 68.5%
2	No	181	<div><div></div></div> 31.4%
3	Yes, but not sure about the exact age	0	
90	I am not sure	0	
93	Prefer not to answer	1	<div><div></div></div> 0.2%
95	Not had sex with this partner in the last 4 weeks	0	
97	N/A	0	
98	Don't know	0	
Sysmiss		3843	
Warning: these figures indicate the number of cases found in the data file. They cannot be interpreted as summary statistics of the population of interest.			
# mv_borrmoney_mal: For Males: Is there is a male in your community from whom you can borrow money i			
Information	[Type= discrete] [Format=numeric] [Range= 0-98] [Missing=*]		
Statistics [NW/ W]	[Valid=2487 /-] [Invalid=1933 /-]		
Value	Label	Cases	Percentage
0	No, I have never had it	0	
1	Yes	978	<div><div></div></div> 39.3%
2	No	1506	<div><div></div></div> 60.6%
3	Yes, but not sure about the exact age	0	
90	I am not sure	0	
93	Prefer not to answer	3	<div><div></div></div> 0.1%
95	Not had sex with this partner in the last 4 weeks	0	
97	N/A	0	
98	Don't know	0	
Sysmiss		1933	
Warning: these figures indicate the number of cases found in the data file. They cannot be interpreted as summary statistics of the population of interest.			

# mv_privmeetplace_mal: Do you have a safe and private place to meet with boys and young men who are lik			
Information	[Type= discrete] [Format=numeric] [Range= 0-98] [Missing=*]		
Statistics [NW/ W]	[Valid=2487 /-] [Invalid=1933 /-]		
Value	Label	Cases	Percentage
0	No, I have never had it	0	
1	Yes	681	<div><div></div></div> 27.4%
2	No	1804	<div><div></div></div> 72.5%
3	Yes, but not sure about the exact age	0	
90	I am not sure	0	
93	Prefer not to answer	2	<div><div></div></div> 0.1%
95	Not had sex with this partner in the last 4 weeks	0	
97	N/A	0	
98	Don't know	0	
Sysmiss		1933	
Warning: these figures indicate the number of cases found in the data file. They cannot be interpreted as summary statistics of the population of interest.			
# mv_privmeetregul_mal: If yes, do you meet regularly in such place on a regular basis?			
Information	[Type= discrete] [Format=numeric] [Range= 0-98] [Missing=*]		
Statistics [NW/ W]	[Valid=683 /-] [Invalid=3737 /-]		
Value	Label	Cases	Percentage
0	No, I have never had it	0	
1	Yes	358	<div><div></div></div> 52.4%
2	No	322	<div><div></div></div> 47.1%
3	Yes, but not sure about the exact age	0	
90	I am not sure	0	
93	Prefer not to answer	3	<div><div></div></div> 0.4%
95	Not had sex with this partner in the last 4 weeks	0	
97	N/A	0	
98	Don't know	0	
Sysmiss		3737	
Warning: these figures indicate the number of cases found in the data file. They cannot be interpreted as summary statistics of the population of interest.			
# mv_knowguard_mal: Do who know a man in your community, other than a father or guardian, whom you c			
Information	[Type= discrete] [Format=numeric] [Range= 0-98] [Missing=*]		
Statistics [NW/ W]	[Valid=2487 /-] [Invalid=1933 /-]		
Value	Label	Cases	Percentage
0	No, I have never had it	0	
1	Yes	1584	<div><div></div></div> 63.7%
2	No	900	<div><div></div></div> 36.2%
3	Yes, but not sure about the exact age	0	
90	I am not sure	0	
93	Prefer not to answer	3	<div><div></div></div> 0.1%
95	Not had sex with this partner in the last 4 weeks	0	
97	N/A	0	
98	Don't know	0	
Sysmiss		1933	
Warning: these figures indicate the number of cases found in the data file. They cannot be interpreted as summary statistics of the population of interest.			

# mv_trustfriend_mal: Do you have at least one trusted male friend?			
Information		[Type= discrete] [Format=numeric] [Range= 0-98] [Missing=*]	
Statistics [NW/ W]		[Valid=2487 -/] [Invalid=1933 -/]	
Value	Label	Cases	Percentage
0	No, I have never had it	0	
1	Yes	2023	<div><div></div></div> 81.3%
2	No	462	<div><div></div></div> 18.6%
3	Yes, but not sure about the exact age	0	
90	I am not sure	0	
93	Prefer not to answer	2	0.1%
95	Not had sex with this partner in the last 4 weeks	0	
97	N/A	0	
98	Don't know	0	
Sysmiss		1933	
Warning: these figures indicate the number of cases found in the data file. They cannot be interpreted as summary statistics of the population of interest.			
# mv_number_closefriend: How many people of your age or a similar age do you consider close friends? (By			
Information		[Type= discrete] [Format=character] [Missing=*]	
Statistics [NW/ W]		[Valid=3063 -/] [Invalid=0 -/]	
# mv_closefriend_fem: How many females of your age or a similar age do you consider close friends? (By			
Information		[Type= discrete] [Format=character] [Missing=*]	
Statistics [NW/ W]		[Valid=2623 -/] [Invalid=0 -/]	
# mv_closefriend_mal: How many of these friends are male?			
Information		[Type= discrete] [Format=character] [Missing=*]	
Statistics [NW/ W]		[Valid=2623 -/] [Invalid=0 -/]	
# mv_no_friends_advice: If close fiends = 0, is there anyone in your community that you can turn to for			
Information		[Type= discrete] [Format=numeric] [Range= 0-98] [Missing=*]	
Statistics [NW/ W]		[Valid=442 -/] [Invalid=3978 -/]	
Value	Label	Cases	Percentage
0	No, I have never had it	0	
1	Yes	298	<div><div></div></div> 67.4%
2	No	144	<div><div></div></div> 32.6%
3	Yes, but not sure about the exact age	0	
90	I am not sure	0	
93	Prefer not to answer	0	
95	Not had sex with this partner in the last 4 weeks	0	
97	N/A	0	
98	Don't know	0	
Sysmiss		3978	
Warning: these figures indicate the number of cases found in the data file. They cannot be interpreted as summary statistics of the population of interest.			
# mv_no_friend_person_advice: if yes, who is the person you would turn to first for such advice and help?			
Information		[Type= discrete] [Format=numeric] [Range= 1-96] [Missing=*]	
Statistics [NW/ W]		[Valid=308 -/] [Invalid=4112 -/]	

mv_no_friend_person_advice: if yes, who is the person you would turn to first for such advice and help?

Value	Label	Cases	Percentage
1	Mother	67	21.8%
2	Father	24	7.8%
3	Grand parents	18	5.8%
4	Brother	50	16.2%
5	Sister	32	10.4%
6	Other Relative	61	19.8%
7	*Boyfriend / Girlfriend / Spouse	16	5.2%
8	Same age friend	3	1.0%
9	Pastor	13	4.2%
10	Teacher	1	0.3%
96	Other, specify	23	7.5%
Sysmiss		4112	

Warning: these figures indicate the number of cases found in the data file. They cannot be interpreted as summary statistics of the population of interest.

mv_other_friends_advice: Apart from your close friends is there anyone in your community that you can tur

Information	[Type= discrete] [Format=numeric] [Range= 0-98] [Missing=*]
Statistics [NW/ W]	[Valid=2622 /-] [Invalid=1798 /-]

Value	Label	Cases	Percentage
0	No, I have never had it	0	
1	Yes	1985	75.7%
2	No	635	24.2%
3	Yes, but not sure about the exact age	0	
90	I am not sure	0	
93	Prefer not to answer	2	0.1%
95	Not had sex with this partner in the last 4 weeks	0	
97	N/A	0	
98	Don't know	0	
Sysmiss		1798	

Warning: these figures indicate the number of cases found in the data file. They cannot be interpreted as summary statistics of the population of interest.

mv_first_person_advice: if yes, who is the person you would turn to first for such advice and help?

Information	[Type= discrete] [Format=numeric] [Range= 1-96] [Missing=*]
Statistics [NW/ W]	[Valid=1985 /-] [Invalid=2435 /-]

Value	Label	Cases	Percentage
1	Mother	346	17.4%
2	Father	169	8.5%
3	Grand parents	159	8.0%
4	Brother	242	12.2%
5	Sister	148	7.5%
6	Other Relative	338	17.0%
7	*Boyfriend / Girlfriend / Spouse	50	2.5%
8	Same age friend	295	14.9%
9	Pastor	51	2.6%
10	Teacher	17	0.9%
96	Other, specify	170	8.6%

# mv_first_person_advice: if yes, who is the person you would turn to first for such advice and help?			
Value	Label	Cases	Percentage
Sysmiss		2435	
Warning: these figures indicate the number of cases found in the data file. They cannot be interpreted as summary statistics of the population of interest.			
# mv_first_person_advice_oth: Please specify details on other person			
Information	[Type= discrete] [Format=character] [Missing=*]		
Statistics [NW/ W]	[Valid=170 /-] [Invalid=0 /-]		
# mv_confide_violence: There is someone in your community you could confide in about violence in the ho			
Information	[Type= discrete] [Format=numeric] [Range= 1-93] [Missing=*]		
Statistics [NW/ W]	[Valid=3064 /-] [Invalid=1356 /-]		
Value	Label	Cases	Percentage
1	Agree	1896	<div></div> 61.9%
2	Disagree	1154	<div></div> 37.7%
93	Prefer not to answer	14	0.5%
Sysmiss		1356	
Warning: these figures indicate the number of cases found in the data file. They cannot be interpreted as summary statistics of the population of interest.			
# mv_have_crisis_plan: Do you have a 'functional' [tried and tested to work] plan for what to do in a c			
Information	[Type= discrete] [Format=numeric] [Range= 0-98] [Missing=*]		
Statistics [NW/ W]	[Valid=3064 /-] [Invalid=1356 /-]		
Value	Label	Cases	Percentage
0	No, I have never had it	0	
1	Yes	935	<div></div> 30.5%
2	No	2120	<div></div> 69.2%
3	Yes, but not sure about the exact age	0	
90	I am not sure	0	
93	Prefer not to answer	9	0.3%
95	Not had sex with this partner in the last 4 weeks	0	
97	N/A	0	
98	Don't know	0	
Sysmiss		1356	
Warning: these figures indicate the number of cases found in the data file. They cannot be interpreted as summary statistics of the population of interest.			
# mv_have_safeplace_stay: Do you have a safe place to stay if you have a problem or emergency?			
Information	[Type= discrete] [Format=numeric] [Range= 0-98] [Missing=*]		
Statistics [NW/ W]	[Valid=3064 /-] [Invalid=1356 /-]		
Value	Label	Cases	Percentage
0	No, I have never had it	0	
1	Yes	2239	<div></div> 73.1%
2	No	823	<div></div> 26.9%
3	Yes, but not sure about the exact age	0	
90	I am not sure	0	
93	Prefer not to answer	2	0.1%
95	Not had sex with this partner in the last 4 weeks	0	
97	N/A	0	
98	Don't know	0	

# mv_have_safeplace_stay: Do you have a safe place to stay if you have a problem or emergency?			
Value	Label	Cases	Percentage
Sysmiss		1356	
Warning: these figures indicate the number of cases found in the data file. They cannot be interpreted as summary statistics of the population of interest.			
# mv_know_riskareas: I know where the risky areas in my community are			
Information	[Type= discrete] [Format=numeric] [Range= 1-93] [Missing=*]		
Statistics [NW/ W]	[Valid=3064 /-] [Invalid=1356 /-]		
Value	Label	Cases	Percentage
1	Agree	1868	<div></div> 61.0%
2	Disagree	1187	<div></div> 38.7%
93	Prefer not to answer	9	0.3%
Sysmiss		1356	
Warning: these figures indicate the number of cases found in the data file. They cannot be interpreted as summary statistics of the population of interest.			
# mv_can_avoid_riskareas: I can avoid risky areas in my community			
Information	[Type= discrete] [Format=numeric] [Range= 1-93] [Missing=*]		
Statistics [NW/ W]	[Valid=3064 /-] [Invalid=1356 /-]		
Value	Label	Cases	Percentage
1	Agree	1851	<div></div> 60.4%
2	Disagree	1201	<div></div> 39.2%
93	Prefer not to answer	12	0.4%
Sysmiss		1356	
Warning: these figures indicate the number of cases found in the data file. They cannot be interpreted as summary statistics of the population of interest.			
# mv_mob_moved_away: In the past year, have you moved away from home, either temporarily with the int			
Information	[Type= discrete] [Format=numeric] [Range= 0-98] [Missing=*]		
Statistics [NW/ W]	[Valid=3064 /-] [Invalid=1356 /-]		
Value	Label	Cases	Percentage
0	No, I have never had it	0	
1	Yes	1525	<div></div> 49.8%
2	No	1532	<div></div> 50.0%
3	Yes, but not sure about the exact age	7	0.2%
90	I am not sure	0	
93	Prefer not to answer	0	
95	Not had sex with this partner in the last 4 weeks	0	
97	N/A	0	
98	Don't know	0	
Sysmiss		1356	
Warning: these figures indicate the number of cases found in the data file. They cannot be interpreted as summary statistics of the population of interest.			
# mv_mob_last_place_visited: What was the name of the last place that you visited?			
Information	[Type= discrete] [Format=character] [Missing=*]		
Statistics [NW/ W]	[Valid=1525 /-] [Invalid=0 /-]		
# mv_mob_last_where: For the last trip, was it:			
Information	[Type= discrete] [Format=numeric] [Range= 1-96] [Missing=*]		
Statistics [NW/ W]	[Valid=1525 /-] [Invalid=2895 /-]		

# mv_mob_last_where: For the last trip, was it:			
Value	Label	Cases	Percentage
1	Within the isigodi	70	<div><div></div></div> 4.6%
2	Outside the isigodi but within the district	476	<div><div></div></div> 31.2%
3	Outside district but still in KZN	667	<div><div></div></div> 43.7%
4	Outside district: Johannesburg	127	<div><div></div></div> 8.3%
5	Outside district: CapeTown	19	<div><div></div></div> 1.2%
6	Outside district: Durban	121	<div><div></div></div> 7.9%
7	Outside district: Polokwane	3	<div><div></div></div> 0.2%
96	Other specify	42	<div><div></div></div> 2.8%
Sysmiss		2895	
Warning: these figures indicate the number of cases found in the data file. They cannot be interpreted as summary statistics of the population of interest.			
# mv_mob_last_whereoth: Please specify the other details of where it was			
Information	[Type= discrete] [Format=character] [Missing=*]		
Statistics [NW/ W]	[Valid=43 /-] [Invalid=0 /-]		
# mv_mob_timein_lastplace: How long did you spend in[name]?			
Information	[Type= discrete] [Format=numeric] [Range= 0-93] [Missing=*]		
Statistics [NW/ W]	[Valid=1525 /-] [Invalid=2895 /-]		
Value	Label	Cases	Percentage
0	Did not spend the night	27	<div><div></div></div> 1.8%
1	Less than a week	287	<div><div></div></div> 18.8%
2	2-4 weeks	530	<div><div></div></div> 34.8%
3	1-3 months	395	<div><div></div></div> 25.9%
4	4-6 months	92	<div><div></div></div> 6.0%
5	> 6 months	95	<div><div></div></div> 6.2%
6	Between 1 and 2 weeks	93	<div><div></div></div> 6.1%
93	I don't wish to answer	6	<div><div></div></div> 0.4%
Sysmiss		2895	
Warning: these figures indicate the number of cases found in the data file. They cannot be interpreted as summary statistics of the population of interest.			
# mv_mob_last_longest_trip: Was this your longest trip in the last year?			
Information	[Type= discrete] [Format=numeric] [Range= 0-98] [Missing=*]		
Statistics [NW/ W]	[Valid=1524 /-] [Invalid=2896 /-]		
Value	Label	Cases	Percentage
0	No, I have never had it	0	
1	Yes	1342	<div><div></div></div> 88.1%
2	No	182	<div><div></div></div> 11.9%
3	Yes, but not sure about the exact age	0	
90	I am not sure	0	
93	Prefer not to answer	0	
95	Not had sex with this partner in the last 4 weeks	0	
97	N/A	0	
98	Don't know	0	
Sysmiss		2896	
Warning: these figures indicate the number of cases found in the data file. They cannot be interpreted as summary statistics of the population of interest.			

# mv_mob_reas_visit_last_1: What were the reasons for traveling to [name]?			
Information		[Type= discrete] [Format=numeric] [Range= 1-96] [Missing=*]	
Statistics [NW/ W]		[Valid=150 /-] [Invalid=4270 /-]	
Value	Label	Cases	Percentage
1	Looking for work	150	<div><div></div></div> 100.0%
2	To visit/live with partner	0	
3	To study / boarding school	0	
4	To visit/live with family	0	
5	Illness related - to seek for medical care	0	
6	Holiday	0	
7	To care for family members	0	
8	I was in Jail	0	
96	Other, specify	0	
Sysmiss		4270	
Warning: these figures indicate the number of cases found in the data file. They cannot be interpreted as summary statistics of the population of interest.			
# mv_mob_reas_visit_last_2: What were the reasons for traveling to [name]?			
Information		[Type= discrete] [Format=numeric] [Range= 1-96] [Missing=*]	
Statistics [NW/ W]		[Valid=96 /-] [Invalid=4324 /-]	
Value	Label	Cases	Percentage
1	Looking for work	0	<div><div></div></div> 100.0%
2	To visit/live with partner	96	
3	To study / boarding school	0	
4	To visit/live with family	0	
5	Illness related - to seek for medical care	0	
6	Holiday	0	
7	To care for family members	0	
8	I was in Jail	0	
96	Other, specify	0	
Sysmiss		4324	
Warning: these figures indicate the number of cases found in the data file. They cannot be interpreted as summary statistics of the population of interest.			
# mv_mob_reas_visit_last_3: What were the reasons for traveling to [name]?			
Information		[Type= discrete] [Format=numeric] [Range= 1-96] [Missing=*]	
Statistics [NW/ W]		[Valid=48 /-] [Invalid=4372 /-]	
Value	Label	Cases	Percentage
1	Looking for work	0	<div><div></div></div> 100.0%
2	To visit/live with partner	0	
3	To study / boarding school	48	
4	To visit/live with family	0	
5	Illness related - to seek for medical care	0	
6	Holiday	0	
7	To care for family members	0	
8	I was in Jail	0	
96	Other, specify	0	
Sysmiss		4372	
Warning: these figures indicate the number of cases found in the data file. They cannot be interpreted as summary statistics of the population of interest.			

# mv_mob_reas_visit_last_4: What were the reasons for traveling to [name]?			
Information	[Type= discrete] [Format=numeric] [Range= 1-96] [Missing=*]		
Statistics [NW/ W]	[Valid=925 /-] [Invalid=3495 /-]		
Value	Label	Cases	Percentage
1	Looking for work	0	
2	To visit/live with partner	0	
3	To study / boarding school	0	
4	To visit/live with family	925	<div><div></div></div> 100.0%
5	Illness related - to seek for medical care	0	
6	Holiday	0	
7	To care for family members	0	
8	I was in Jail	0	
96	Other, specify	0	
Sysmiss		3495	
Warning: these figures indicate the number of cases found in the data file. They cannot be interpreted as summary statistics of the population of interest.			
# mv_mob_reas_visit_last_5: What were the reasons for traveling to [name]?			
Information	[Type= discrete] [Format=numeric] [Range= 1-96] [Missing=*]		
Statistics [NW/ W]	[Valid=5 /-] [Invalid=4415 /-]		
Value	Label	Cases	Percentage
1	Looking for work	0	
2	To visit/live with partner	0	
3	To study / boarding school	0	
4	To visit/live with family	0	
5	Illness related - to seek for medical care	5	<div><div></div></div> 100.0%
6	Holiday	0	
7	To care for family members	0	
8	I was in Jail	0	
96	Other, specify	0	
Sysmiss		4415	
Warning: these figures indicate the number of cases found in the data file. They cannot be interpreted as summary statistics of the population of interest.			
# mv_mob_reas_visit_last_6: What were the reasons for traveling to [name]?			
Information	[Type= discrete] [Format=numeric] [Range= 1-96] [Missing=*]		
Statistics [NW/ W]	[Valid=54 /-] [Invalid=4366 /-]		
Value	Label	Cases	Percentage
1	Looking for work	0	
2	To visit/live with partner	0	
3	To study / boarding school	0	
4	To visit/live with family	0	
5	Illness related - to seek for medical care	0	
6	Holiday	54	<div><div></div></div> 100.0%
7	To care for family members	0	
8	I was in Jail	0	
96	Other, specify	0	
Sysmiss		4366	
Warning: these figures indicate the number of cases found in the data file. They cannot be interpreted as summary statistics of the population of interest.			

# mv_mob_reas_visit_last_7: What were the reasons for traveling to [name]?			
Information	[Type= discrete] [Format=numeric] [Range= 1-96] [Missing=*]		
Statistics [NW/ W]	[Valid=12 /-] [Invalid=4408 /-]		
Value	Label	Cases	Percentage
1	Looking for work	0	
2	To visit/live with partner	0	
3	To study / boarding school	0	
4	To visit/live with family	0	
5	Illness related - to seek for medical care	0	
6	Holiday	0	
7	To care for family members	12	<div><div></div></div> 100.0%
8	I was in Jail	0	
96	Other, specify	0	
Sysmiss		4408	
Warning: these figures indicate the number of cases found in the data file. They cannot be interpreted as summary statistics of the population of interest.			
# mv_mob_reas_visit_last_8: What were the reasons for traveling to [name]?			
Information	[Type= discrete] [Format=numeric] [Range= 1-96] [Missing=*]		
Statistics [NW/ W]	[Valid=2 /-] [Invalid=4418 /-]		
Value	Label	Cases	Percentage
1	Looking for work	0	
2	To visit/live with partner	0	
3	To study / boarding school	0	
4	To visit/live with family	0	
5	Illness related - to seek for medical care	0	
6	Holiday	0	
7	To care for family members	0	
8	I was in Jail	2	<div><div></div></div> 100.0%
96	Other, specify	0	
Sysmiss		4418	
Warning: these figures indicate the number of cases found in the data file. They cannot be interpreted as summary statistics of the population of interest.			
# mv_mob_reas_visit_last_96: What were the reasons for traveling to [name]?			
Information	[Type= discrete] [Format=numeric] [Range= 1-96] [Missing=*]		
Statistics [NW/ W]	[Valid=109 /-] [Invalid=4311 /-]		
Value	Label	Cases	Percentage
1	Looking for work	0	
2	To visit/live with partner	0	
3	To study / boarding school	0	
4	To visit/live with family	0	
5	Illness related - to seek for medical care	0	
6	Holiday	0	
7	To care for family members	0	
8	I was in Jail	0	
96	Other, specify	109	<div><div></div></div> 100.0%
Sysmiss		4311	
Warning: these figures indicate the number of cases found in the data file. They cannot be interpreted as summary statistics of the population of interest.			

# mv_mob_reas_visit_lastoth: Please specify the other reason for traveling to [name]			
Information	[Type= discrete] [Format=character] [Missing=*]		
Statistics [NW/ W]	[Valid=124 /-] [Invalid=0 /-]		
# mv_mob_live_with_last: If yes, with whom were you living with during this time?			
Information	[Type= discrete] [Format=numeric] [Range= 1-96] [Missing=*]		
Statistics [NW/ W]	[Valid=1525 /-] [Invalid=2895 /-]		
Value	Label	Cases	Percentage
1	Alone	63	<div><div></div></div> 4.1%
2	Your family	1173	<div><div></div></div> 76.9%
3	In-laws	25	<div><div></div></div> 1.6%
4	Same-aged friends	55	<div><div></div></div> 3.6%
5	Other friends	69	<div><div></div></div> 4.5%
6	Neighbours	3	<div><div></div></div> 0.2%
7	Partner	64	<div><div></div></div> 4.2%
8	Others	21	<div><div></div></div> 1.4%
96	Other, specify	52	<div><div></div></div> 3.4%
Sysmiss		2895	
Warning: these figures indicate the number of cases found in the data file. They cannot be interpreted as summary statistics of the population of interest.			
# mv_mob_live_with_last_oth: Please specify the other person whom you stayed with			
Information	[Type= discrete] [Format=character] [Missing=*]		
Statistics [NW/ W]	[Valid=52 /-] [Invalid=0 /-]		
# mv_mob_use_medic_last: Did you use medical services in [name]?			
Information	[Type= discrete] [Format=numeric] [Range= 0-98] [Missing=*]		
Statistics [NW/ W]	[Valid=1525 /-] [Invalid=2895 /-]		
Value	Label	Cases	Percentage
0	No, I have never had it	0	
1	Yes	174	<div><div></div></div> 11.4%
2	No	1348	<div><div></div></div> 88.4%
3	Yes, but not sure about the exact age	0	
90	I am not sure	0	
93	Prefer not to answer	3	<div><div></div></div> 0.2%
95	Not had sex with this partner in the last 4 weeks	0	
97	N/A	0	
98	Don't know	0	
Sysmiss		2895	
Warning: these figures indicate the number of cases found in the data file. They cannot be interpreted as summary statistics of the population of interest.			
# mv_mob_longest_name: For the longest trips: Where did you go?			
Information	[Type= discrete] [Format=character] [Missing=*]		
Statistics [NW/ W]	[Valid=182 /-] [Invalid=0 /-]		
# mv_mob_longest_trip: What is the longest duration that you have been away?			
Information	[Type= discrete] [Format=character] [Missing=*]		
Statistics [NW/ W]	[Valid=182 /-] [Invalid=0 /-]		

# mv_mob_longest_where: For the longest trips: Was it?			
Information	[Type= discrete] [Format=numeric] [Range= 1-96] [Missing=*]		
Statistics [NW/ W]	[Valid=182 -/] [Invalid=4238 -/]		
Value	Label	Cases	Percentage
1	Within the isigodi	3	<div><div></div></div> 1.6%
2	Outside the isigodi but within the district	26	<div><div></div></div> 14.3%
3	Outside district but still in KZN	80	<div><div></div></div> 44.0%
4	Outside district: Johannesburg	25	<div><div></div></div> 13.7%
5	Outside district: CapeTown	3	<div><div></div></div> 1.6%
6	Outside district: Durban	26	<div><div></div></div> 14.3%
7	Outside district: Polokwane	1	<div><div></div></div> 0.5%
96	Other specify	18	<div><div></div></div> 9.9%
Sysmiss		4238	
Warning: these figures indicate the number of cases found in the data file. They cannot be interpreted as summary statistics of the population of interest.			
# mv_mob_longest_whereoth: Please specify the other details of where it was			
Information	[Type= discrete] [Format=character] [Missing=*]		
Statistics [NW/ W]	[Valid=19 -/] [Invalid=0 -/]		
# mv_mob_reas_visit_long_1: What were the reasons for traveling to [name]?			
Information	[Type= discrete] [Format=numeric] [Range= 1-96] [Missing=*]		
Statistics [NW/ W]	[Valid=27 -/] [Invalid=4393 -/]		
Value	Label	Cases	Percentage
1	Looking for work	27	<div><div></div></div> 100.0%
2	To visit/live with partner	0	
3	To study / boarding school	0	
4	To visit/live with family	0	
5	Illness related - to seek for medical care	0	
6	Holiday	0	
7	To care for family members	0	
8	I was in Jail	0	
96	Other, specify	0	
Sysmiss		4393	
Warning: these figures indicate the number of cases found in the data file. They cannot be interpreted as summary statistics of the population of interest.			
# mv_mob_reas_visit_long_2: What were the reasons for traveling to [name]?			
Information	[Type= discrete] [Format=numeric] [Range= 1-96] [Missing=*]		
Statistics [NW/ W]	[Valid=9 -/] [Invalid=4411 -/]		
Value	Label	Cases	Percentage
1	Looking for work	0	
2	To visit/live with partner	9	<div><div></div></div> 100.0%
3	To study / boarding school	0	
4	To visit/live with family	0	
5	Illness related - to seek for medical care	0	
6	Holiday	0	
7	To care for family members	0	
8	I was in Jail	0	
96	Other, specify	0	

# mv_mob_reas_visit_long_2: What were the reasons for traveling to [name]?			
Value	Label	Cases	Percentage
Sysmiss		4411	
Warning: these figures indicate the number of cases found in the data file. They cannot be interpreted as summary statistics of the population of interest.			
# mv_mob_reas_visit_long_3: What were the reasons for traveling to [name]?			
Information	[Type= discrete] [Format=numeric] [Range= 1-96] [Missing=*]		
Statistics [NW/ W]	[Valid=6 /-] [Invalid=4414 /-]		
Value	Label	Cases	Percentage
1	Looking for work	0	
2	To visit/live with partner	0	
3	To study / boarding school	6	100.0%
4	To visit/live with family	0	
5	Illness related - to seek for medical care	0	
6	Holiday	0	
7	To care for family members	0	
8	I was in Jail	0	
96	Other, specify	0	
Sysmiss		4414	
Warning: these figures indicate the number of cases found in the data file. They cannot be interpreted as summary statistics of the population of interest.			
# mv_mob_reas_visit_long_4: What were the reasons for traveling to [name]?			
Information	[Type= discrete] [Format=numeric] [Range= 1-96] [Missing=*]		
Statistics [NW/ W]	[Valid=84 /-] [Invalid=4336 /-]		
Value	Label	Cases	Percentage
1	Looking for work	0	
2	To visit/live with partner	0	
3	To study / boarding school	0	
4	To visit/live with family	84	100.0%
5	Illness related - to seek for medical care	0	
6	Holiday	0	
7	To care for family members	0	
8	I was in Jail	0	
96	Other, specify	0	
Sysmiss		4336	
Warning: these figures indicate the number of cases found in the data file. They cannot be interpreted as summary statistics of the population of interest.			
# mv_mob_reas_visit_long_5: What were the reasons for traveling to [name]?			
Information	[Type= discrete] [Format=numeric] [Range= 1-96] [Missing=*]		
Statistics [NW/ W]	[Valid=2 /-] [Invalid=4418 /-]		
Value	Label	Cases	Percentage
1	Looking for work	0	
2	To visit/live with partner	0	
3	To study / boarding school	0	
4	To visit/live with family	0	
5	Illness related - to seek for medical care	2	100.0%
6	Holiday	0	
7	To care for family members	0	

mv_mob_reas_visit_long_5: What were the reasons for traveling to [name]?

Value	Label	Cases	Percentage
8	I was in Jail	0	
96	Other, specify	0	
Sysmiss		4418	

Warning: these figures indicate the number of cases found in the data file. They cannot be interpreted as summary statistics of the population of interest.

mv_mob_reas_visit_long_6: What were the reasons for traveling to [name]?

Information	[Type= discrete] [Format=numeric] [Range= 1-96] [Missing=*]		
Statistics [NW/ W]	[Valid=6 /-] [Invalid=4414 /-]		

Value	Label	Cases	Percentage
1	Looking for work	0	
2	To visit/live with partner	0	
3	To study / boarding school	0	
4	To visit/live with family	0	
5	Illness related - to seek for medical care	0	
6	Holiday	6	100.0%
7	To care for family members	0	
8	I was in Jail	0	
96	Other, specify	0	
Sysmiss		4414	

Warning: these figures indicate the number of cases found in the data file. They cannot be interpreted as summary statistics of the population of interest.

mv_mob_reas_visit_long_96: What were the reasons for traveling to [name]?

Information	[Type= discrete] [Format=numeric] [Range= 1-96] [Missing=*]		
Statistics [NW/ W]	[Valid=29 /-] [Invalid=4391 /-]		

Value	Label	Cases	Percentage
1	Looking for work	0	
2	To visit/live with partner	0	
3	To study / boarding school	0	
4	To visit/live with family	0	
5	Illness related - to seek for medical care	0	
6	Holiday	0	
7	To care for family members	0	
8	I was in Jail	0	
96	Other, specify	29	100.0%
Sysmiss		4391	

Warning: these figures indicate the number of cases found in the data file. They cannot be interpreted as summary statistics of the population of interest.

mv_mob_reas_visit_longoth: Please specify the other reason for traveling to [name]

Information	[Type= discrete] [Format=character] [Missing=*]		
Statistics [NW/ W]	[Valid=34 /-] [Invalid=0 /-]		

mv_mob_live_with_long: With whom were you living with during this time?

Information	[Type= discrete] [Format=numeric] [Range= 1-96] [Missing=*]		
Statistics [NW/ W]	[Valid=182 /-] [Invalid=4238 /-]		

Value	Label	Cases	Percentage
1	Alone	7	3.8%

# mv_mob_live_with_long: With whom were you living with during this time?			
Value	Label	Cases	Percentage
2	Your family	117	<div><div></div></div> 64.3%
3	In-laws	4	<div><div></div></div> 2.2%
4	Same-aged friends	12	<div><div></div></div> 6.6%
5	Other friends	6	<div><div></div></div> 3.3%
6	Neighbours	3	<div><div></div></div> 1.6%
7	Partner	9	<div><div></div></div> 4.9%
8	Others	4	<div><div></div></div> 2.2%
96	Other, specify	20	<div><div></div></div> 11.0%
Sysmiss		4238	
Warning: these figures indicate the number of cases found in the data file. They cannot be interpreted as summary statistics of the population of interest.			
# mv_mob_live_with_long_oth: Please specify the other person whom you stayed with			
Information	[Type= discrete] [Format=character] [Missing=*]		
Statistics [NW/ W]	[Valid=20 /-] [Invalid=0 /-]		
# mv_mob_use_medico_long: Did you use medical services in [name]?			
Information	[Type= discrete] [Format=numeric] [Range= 0-98] [Missing=*]		
Statistics [NW/ W]	[Valid=182 /-] [Invalid=4238 /-]		
Value	Label	Cases	Percentage
0	No, I have never had it	0	
1	Yes	6	<div><div></div></div> 3.3%
2	No	176	<div><div></div></div> 96.7%
3	Yes, but not sure about the exact age	0	
90	I am not sure	0	
93	Prefer not to answer	0	
95	Not had sex with this partner in the last 4 weeks	0	
97	N/A	0	
98	Don't know	0	
Sysmiss		4238	
Warning: these figures indicate the number of cases found in the data file. They cannot be interpreted as summary statistics of the population of interest.			
# mv_mob_number_trips: How many times have you travelled in the last year?			
Information	[Type= discrete] [Format=character] [Missing=*]		
Statistics [NW/ W]	[Valid=1525 /-] [Invalid=0 /-]		
# mv_goals01: Finishing secondary school			
Information	[Type= discrete] [Format=numeric] [Range= 1-7] [Missing=*]		
Statistics [NW/ W]	[Valid=3063 /-] [Invalid=1357 /-]		
Value	Label	Cases	Percentage
1	Not important at all	11	<div><div></div></div> 0.4%
2	Not very important	6	<div><div></div></div> 0.2%
3	I don?t/no opinion	7	<div><div></div></div> 0.2%
4	Somewhat important	10	<div><div></div></div> 0.3%
5	Very important	1896	<div><div></div></div> 61.9%
6	Important	728	<div><div></div></div> 23.8%
7	Already achieved	405	<div><div></div></div> 13.2%

# mv_goals01: Finishing secondary school			
Value	Label	Cases	Percentage
Sysmiss		1357	
Warning: these figures indicate the number of cases found in the data file. They cannot be interpreted as summary statistics of the population of interest.			
# mv_goals02: Going to college/university			
Information	[Type= discrete] [Format=numeric] [Range= 1-7] [Missing=*]		
Statistics [NW/ W]	[Valid=3063 /-] [Invalid=1357 /-]		
Value	Label	Cases	Percentage
1	Not important at all	26	0.8%
2	Not very important	30	1.0%
3	I don?t/no opinion	16	0.5%
4	Somewhat important	34	1.1%
5	Very important	2097	68.5%
6	Important	799	26.1%
7	Already achieved	61	2.0%
Sysmiss		1357	
Warning: these figures indicate the number of cases found in the data file. They cannot be interpreted as summary statistics of the population of interest.			
# mv_goals03: Owning your own home			
Information	[Type= discrete] [Format=numeric] [Range= 1-7] [Missing=*]		
Statistics [NW/ W]	[Valid=3062 /-] [Invalid=1358 /-]		
Value	Label	Cases	Percentage
1	Not important at all	17	0.6%
2	Not very important	36	1.2%
3	I don?t/no opinion	15	0.5%
4	Somewhat important	30	1.0%
5	Very important	1849	60.4%
6	Important	1088	35.5%
7	Already achieved	27	0.9%
Sysmiss		1358	
Warning: these figures indicate the number of cases found in the data file. They cannot be interpreted as summary statistics of the population of interest.			
# mv_goals04: Helping to take care of your parents or family when you are older			
Information	[Type= discrete] [Format=numeric] [Range= 1-7] [Missing=*]		
Statistics [NW/ W]	[Valid=3062 /-] [Invalid=1358 /-]		
Value	Label	Cases	Percentage
1	Not important at all	4	0.1%
2	Not very important	3	0.1%
3	I don?t/no opinion	0	
4	Somewhat important	12	0.4%
5	Very important	2213	72.3%
6	Important	811	26.5%
7	Already achieved	19	0.6%
Sysmiss		1358	
Warning: these figures indicate the number of cases found in the data file. They cannot be interpreted as summary statistics of the population of interest.			
# mv_goals05: Being admired and respected by your friends			
Information	[Type= discrete] [Format=numeric] [Range= 1-7] [Missing=*]		

# mv_goals05: Being admired and respected by your friends			
Statistics [NW/ W]		[Valid=3063 /-] [Invalid=1357 /-]	
Value	Label	Cases	Percentage
1	Not important at all	90	<div><div></div></div> 2.9%
2	Not very important	48	<div><div></div></div> 1.6%
3	I don?t/no opinion	36	<div><div></div></div> 1.2%
4	Somewhat important	49	<div><div></div></div> 1.6%
5	Very important	1553	<div><div></div></div> 50.7%
6	Important	1270	<div><div></div></div> 41.5%
7	Already achieved	17	<div><div></div></div> 0.6%
Sysmiss		1357	
Warning: these figures indicate the number of cases found in the data file. They cannot be interpreted as summary statistics of the population of interest.			
# mv_goals06: Having a good job/stable income			
Information		[Type= discrete] [Format=numeric] [Range= 1-7] [Missing=*]	
Statistics [NW/ W]		[Valid=3062 /-] [Invalid=1358 /-]	
Value	Label	Cases	Percentage
1	Not important at all	8	<div><div></div></div> 0.3%
2	Not very important	8	<div><div></div></div> 0.3%
3	I don?t/no opinion	2	<div><div></div></div> 0.1%
4	Somewhat important	18	<div><div></div></div> 0.6%
5	Very important	2056	<div><div></div></div> 67.1%
6	Important	955	<div><div></div></div> 31.2%
7	Already achieved	15	<div><div></div></div> 0.5%
Sysmiss		1358	
Warning: these figures indicate the number of cases found in the data file. They cannot be interpreted as summary statistics of the population of interest.			
# mv_goals07: Having children			
Information		[Type= discrete] [Format=numeric] [Range= 1-7] [Missing=*]	
Statistics [NW/ W]		[Valid=3063 /-] [Invalid=1357 /-]	
Value	Label	Cases	Percentage
1	Not important at all	211	<div><div></div></div> 6.9%
2	Not very important	301	<div><div></div></div> 9.8%
3	I don?t/no opinion	80	<div><div></div></div> 2.6%
4	Somewhat important	99	<div><div></div></div> 3.2%
5	Very important	1077	<div><div></div></div> 35.2%
6	Important	1279	<div><div></div></div> 41.8%
7	Already achieved	16	<div><div></div></div> 0.5%
Sysmiss		1357	
Warning: these figures indicate the number of cases found in the data file. They cannot be interpreted as summary statistics of the population of interest.			
# mv_goals08: Getting married or finding a partner			
Information		[Type= discrete] [Format=numeric] [Range= 1-7] [Missing=*]	
Statistics [NW/ W]		[Valid=3063 /-] [Invalid=1357 /-]	
Value	Label	Cases	Percentage
1	Not important at all	217	<div><div></div></div> 7.1%
2	Not very important	258	<div><div></div></div> 8.4%
3	I don?t/no opinion	57	<div><div></div></div> 1.9%

# mv_goals08: Getting married or finding a partner			
Value	Label	Cases	Percentage
4	Somewhat important	81	<div><div></div></div> 2.6%
5	Very important	1151	<div><div></div></div> 37.6%
6	Important	1285	<div><div></div></div> 42.0%
7	Already achieved	14	<div><div></div></div> 0.5%
Sysmiss		1357	
Warning: these figures indicate the number of cases found in the data file. They cannot be interpreted as summary statistics of the population of interest.			
# mv_chance_achiv01: You will finish primary school?			
Information	[Type= discrete] [Format=numeric] [Range= 1-98] [Missing=*]		
Statistics [NW/ W]	[Valid=3064 /-] [Invalid=1356 /-]		
Value	Label	Cases	Percentage
1	High (or already achieved)	2991	<div><div></div></div> 97.6%
2	About 50/50	26	<div><div></div></div> 0.8%
3	Low	34	<div><div></div></div> 1.1%
93	Prefer not to answer	3	<div><div></div></div> 0.1%
98	Don't know	10	<div><div></div></div> 0.3%
Sysmiss		1356	
Warning: these figures indicate the number of cases found in the data file. They cannot be interpreted as summary statistics of the population of interest.			
# mv_chance_achiv02: You will join secondary school?			
Information	[Type= discrete] [Format=numeric] [Range= 1-98] [Missing=*]		
Statistics [NW/ W]	[Valid=3064 /-] [Invalid=1356 /-]		
Value	Label	Cases	Percentage
1	High (or already achieved)	2896	<div><div></div></div> 94.5%
2	About 50/50	85	<div><div></div></div> 2.8%
3	Low	56	<div><div></div></div> 1.8%
93	Prefer not to answer	3	<div><div></div></div> 0.1%
98	Don't know	24	<div><div></div></div> 0.8%
Sysmiss		1356	
Warning: these figures indicate the number of cases found in the data file. They cannot be interpreted as summary statistics of the population of interest.			
# mv_chance_achiv03: You will finish secondary school?			
Information	[Type= discrete] [Format=numeric] [Range= 1-98] [Missing=*]		
Statistics [NW/ W]	[Valid=3064 /-] [Invalid=1356 /-]		
Value	Label	Cases	Percentage
1	High (or already achieved)	2394	<div><div></div></div> 78.1%
2	About 50/50	281	<div><div></div></div> 9.2%
3	Low	310	<div><div></div></div> 10.1%
93	Prefer not to answer	9	<div><div></div></div> 0.3%
98	Don't know	70	<div><div></div></div> 2.3%
Sysmiss		1356	
Warning: these figures indicate the number of cases found in the data file. They cannot be interpreted as summary statistics of the population of interest.			
# mv_chance_achiv04: You will go to university?			
Information	[Type= discrete] [Format=numeric] [Range= 1-98] [Missing=*]		
Statistics [NW/ W]	[Valid=3064 /-] [Invalid=1356 /-]		

# mv_chance_achiv04: You will go to university?			
Value	Label	Cases	Percentage
1	High (or already achieved)	1451	<div><div></div></div> 47.4%
2	About 50/50	586	<div><div></div></div> 19.1%
3	Low	705	<div><div></div></div> 23.0%
93	Prefer not to answer	10	<div><div></div></div> 0.3%
98	Don't know	312	<div><div></div></div> 10.2%
Sysmiss		1356	
Warning: these figures indicate the number of cases found in the data file. They cannot be interpreted as summary statistics of the population of interest.			
# mv_chance_achiv05: You will have a job that pays well?			
Information	[Type= discrete] [Format=numeric] [Range= 1-98] [Missing=*]		
Statistics [NW/ W]	[Valid=3064 /-] [Invalid=1356 /-]		
Value	Label	Cases	Percentage
1	High (or already achieved)	1681	<div><div></div></div> 54.9%
2	About 50/50	807	<div><div></div></div> 26.3%
3	Low	288	<div><div></div></div> 9.4%
93	Prefer not to answer	7	<div><div></div></div> 0.2%
98	Don't know	281	<div><div></div></div> 9.2%
Sysmiss		1356	
Warning: these figures indicate the number of cases found in the data file. They cannot be interpreted as summary statistics of the population of interest.			
# mv_chance_achiv06: You will be able to own your own home?			
Information	[Type= discrete] [Format=numeric] [Range= 1-98] [Missing=*]		
Statistics [NW/ W]	[Valid=3064 /-] [Invalid=1356 /-]		
Value	Label	Cases	Percentage
1	High (or already achieved)	1937	<div><div></div></div> 63.2%
2	About 50/50	732	<div><div></div></div> 23.9%
3	Low	149	<div><div></div></div> 4.9%
93	Prefer not to answer	6	<div><div></div></div> 0.2%
98	Don't know	240	<div><div></div></div> 7.8%
Sysmiss		1356	
Warning: these figures indicate the number of cases found in the data file. They cannot be interpreted as summary statistics of the population of interest.			
# mv_chance_achiv07: You will have a job that you enjoy doing?			
Information	[Type= discrete] [Format=numeric] [Range= 1-98] [Missing=*]		
Statistics [NW/ W]	[Valid=3064 /-] [Invalid=1356 /-]		
Value	Label	Cases	Percentage
1	High (or already achieved)	1690	<div><div></div></div> 55.2%
2	About 50/50	845	<div><div></div></div> 27.6%
3	Low	258	<div><div></div></div> 8.4%
93	Prefer not to answer	8	<div><div></div></div> 0.3%
98	Don't know	263	<div><div></div></div> 8.6%
Sysmiss		1356	
Warning: these figures indicate the number of cases found in the data file. They cannot be interpreted as summary statistics of the population of interest.			
# mv_chance_achiv08: You will have a happy family life?			
Information	[Type= discrete] [Format=numeric] [Range= 1-98] [Missing=*]		

# mv_chance_achiv08: You will have a happy family life?			
Statistics [NW/ W]		[Valid=3064 /-] [Invalid=1356 /-]	
Value	Label	Cases	Percentage
1	High (or already achieved)	1993	<div><div></div></div> 65.0%
2	About 50/50	732	<div><div></div></div> 23.9%
3	Low	100	<div><div></div></div> 3.3%
93	Prefer not to answer	4	<div><div></div></div> 0.1%
98	Don't know	235	<div><div></div></div> 7.7%
Sysmiss		1356	
Warning: these figures indicate the number of cases found in the data file. They cannot be interpreted as summary statistics of the population of interest.			
# mv_chance_achiv09: You will stay in good health most of the time?			
Information		[Type= discrete] [Format=numeric] [Range= 1-98] [Missing=*]	
Statistics [NW/ W]		[Valid=3063 /-] [Invalid=1357 /-]	
Value	Label	Cases	Percentage
1	High (or already achieved)	1819	<div><div></div></div> 59.4%
2	About 50/50	762	<div><div></div></div> 24.9%
3	Low	109	<div><div></div></div> 3.6%
93	Prefer not to answer	4	<div><div></div></div> 0.1%
98	Don't know	369	<div><div></div></div> 12.0%
Sysmiss		1357	
Warning: these figures indicate the number of cases found in the data file. They cannot be interpreted as summary statistics of the population of interest.			
# mv_chance_achiv10: You will not get HIV/AIDS?			
Information		[Type= discrete] [Format=numeric] [Range= 1-98] [Missing=*]	
Statistics [NW/ W]		[Valid=3064 /-] [Invalid=1356 /-]	
Value	Label	Cases	Percentage
1	High (or already achieved)	1233	<div><div></div></div> 40.2%
2	About 50/50	640	<div><div></div></div> 20.9%
3	Low	274	<div><div></div></div> 8.9%
93	Prefer not to answer	75	<div><div></div></div> 2.4%
98	Don't know	842	<div><div></div></div> 27.5%
Sysmiss		1356	
Warning: these figures indicate the number of cases found in the data file. They cannot be interpreted as summary statistics of the population of interest.			
# mv_chance_achiv11: You will live in a safe neighbourhood			
Information		[Type= discrete] [Format=numeric] [Range= 1-98] [Missing=*]	
Statistics [NW/ W]		[Valid=3064 /-] [Invalid=1356 /-]	
Value	Label	Cases	Percentage
1	High (or already achieved)	1748	<div><div></div></div> 57.0%
2	About 50/50	634	<div><div></div></div> 20.7%
3	Low	170	<div><div></div></div> 5.5%
93	Prefer not to answer	8	<div><div></div></div> 0.3%
98	Don't know	504	<div><div></div></div> 16.4%
Sysmiss		1356	
Warning: these figures indicate the number of cases found in the data file. They cannot be interpreted as summary statistics of the population of interest.			

# mv_chance_achiv12: You will be respected in your community			
Information	[Type= discrete] [Format=numeric] [Range= 1-98] [Missing=*]		
Statistics [NW/ W]	[Valid=3063 /-] [Invalid=1357 /-]		
Value	Label	Cases	Percentage
1	High (or already achieved)	1795	<div><div></div></div> 58.6%
2	About 50/50	652	<div><div></div></div> 21.3%
3	Low	104	<div><div></div></div> 3.4%
93	Prefer not to answer	3	<div><div></div></div> 0.1%
98	Don't know	509	<div><div></div></div> 16.6%
Sysmiss		1357	
Warning: these figures indicate the number of cases found in the data file. They cannot be interpreted as summary statistics of the population of interest.			
# mv_ment_health01: Did you have times in which you were thinking deeply or thinking about many thin			
Information	[Type= discrete] [Format=numeric] [Range= 0-98] [Missing=*]		
Statistics [NW/ W]	[Valid=3064 /-] [Invalid=1356 /-]		
Value	Label	Cases	Percentage
0	No, I have never had it	0	
1	Yes	1114	<div><div></div></div> 36.4%
2	No	1935	<div><div></div></div> 63.2%
3	Yes, but not sure about the exact age	0	
90	I am not sure	0	
93	Prefer not to answer	15	<div><div></div></div> 0.5%
95	Not had sex with this partner in the last 4 weeks	0	
97	N/A	0	
98	Don't know	0	
Sysmiss		1356	
Warning: these figures indicate the number of cases found in the data file. They cannot be interpreted as summary statistics of the population of interest.			
# mv_ment_health02: Did you find yourself sometimes failing to concentrate?			
Information	[Type= discrete] [Format=numeric] [Range= 0-98] [Missing=*]		
Statistics [NW/ W]	[Valid=3064 /-] [Invalid=1356 /-]		
Value	Label	Cases	Percentage
0	No, I have never had it	0	
1	Yes	957	<div><div></div></div> 31.2%
2	No	2098	<div><div></div></div> 68.5%
3	Yes, but not sure about the exact age	0	
90	I am not sure	0	
93	Prefer not to answer	9	<div><div></div></div> 0.3%
95	Not had sex with this partner in the last 4 weeks	0	
97	N/A	0	
98	Don't know	0	
Sysmiss		1356	
Warning: these figures indicate the number of cases found in the data file. They cannot be interpreted as summary statistics of the population of interest.			
# mv_ment_health03: Did you lose your temper or get annoyed over trivial matters?			
Information	[Type= discrete] [Format=numeric] [Range= 0-98] [Missing=*]		
Statistics [NW/ W]	[Valid=3064 /-] [Invalid=1356 /-]		

# mv_ment_health03: Did you lose your temper or get annoyed over trivial matters?			
Value	Label	Cases	Percentage
0	No, I have never had it	0	
1	Yes	894	<div></div> 29.2%
2	No	2163	<div></div> 70.6%
3	Yes, but not sure about the exact age	0	
90	I am not sure	0	
93	Prefer not to answer	7	<div></div> 0.2%
95	Not had sex with this partner in the last 4 weeks	0	
97	N/A	0	
98	Don't know	0	
Sysmiss		1356	
Warning: these figures indicate the number of cases found in the data file. They cannot be interpreted as summary statistics of the population of interest.			
# mv_ment_health04: Did you have nightmares or bad dreams?			
Information	[Type= discrete] [Format=numeric] [Range= 0-98] [Missing=*]		
Statistics [NW/ W]	[Valid=3064 /-] [Invalid=1356 /-]		
Value	Label	Cases	Percentage
0	No, I have never had it	0	
1	Yes	890	<div></div> 29.0%
2	No	2170	<div></div> 70.8%
3	Yes, but not sure about the exact age	0	
90	I am not sure	0	
93	Prefer not to answer	4	<div></div> 0.1%
95	Not had sex with this partner in the last 4 weeks	0	
97	N/A	0	
98	Don't know	0	
Sysmiss		1356	
Warning: these figures indicate the number of cases found in the data file. They cannot be interpreted as summary statistics of the population of interest.			

# mv_ment_health05: Did you sometimes see or hear things which others could not see or hear?			
Information	[Type= discrete] [Format=numeric] [Range= 0-98] [Missing=*]		
Statistics [NW/ W]	[Valid=3064 /-] [Invalid=1356 /-]		
Value	Label	Cases	Percentage
0	No, I have never had it	0	
1	Yes	327	<div><div></div></div> 10.7%
2	No	2727	<div><div></div></div> 89.0%
3	Yes, but not sure about the exact age	0	
90	I am not sure	0	
93	Prefer not to answer	10	<div><div></div></div> 0.3%
95	Not had sex with this partner in the last 4 weeks	0	
97	N/A	0	
98	Don't know	0	
Sysmiss		1356	
Warning: these figures indicate the number of cases found in the data file. They cannot be interpreted as summary statistics of the population of interest.			
# mv_ment_health06: Was your stomach aching?			
Information	[Type= discrete] [Format=numeric] [Range= 0-98] [Missing=*]		
Statistics [NW/ W]	[Valid=3064 /-] [Invalid=1356 /-]		
Value	Label	Cases	Percentage
0	No, I have never had it	0	
1	Yes	682	<div><div></div></div> 22.3%
2	No	2375	<div><div></div></div> 77.5%
3	Yes, but not sure about the exact age	0	
90	I am not sure	0	
93	Prefer not to answer	7	<div><div></div></div> 0.2%
95	Not had sex with this partner in the last 4 weeks	0	
97	N/A	0	
98	Don't know	0	
Sysmiss		1356	
Warning: these figures indicate the number of cases found in the data file. They cannot be interpreted as summary statistics of the population of interest.			
# mv_ment_health07: Were you frightened by trivial things?			
Information	[Type= discrete] [Format=numeric] [Range= 0-98] [Missing=*]		
Statistics [NW/ W]	[Valid=3064 /-] [Invalid=1356 /-]		
Value	Label	Cases	Percentage
0	No, I have never had it	0	
1	Yes	978	<div><div></div></div> 31.9%
2	No	2078	<div><div></div></div> 67.8%
3	Yes, but not sure about the exact age	0	
90	I am not sure	0	
93	Prefer not to answer	8	<div><div></div></div> 0.3%
95	Not had sex with this partner in the last 4 weeks	0	
97	N/A	0	
98	Don't know	0	
Sysmiss		1356	
Warning: these figures indicate the number of cases found in the data file. They cannot be interpreted as summary statistics of the population of interest.			

# mv_ment_health08: Did you sometimes fail to sleep or lose sleep?			
Information	[Type= discrete] [Format=numeric] [Range= 0-98] [Missing=*]		
Statistics [NW/ W]	[Valid=3064 /-] [Invalid=1356 /-]		
Value	Label	Cases	Percentage
0	No, I have never had it	0	
1	Yes	1093	<div><div></div></div> 35.7%
2	No	1964	<div><div></div></div> 64.1%
3	Yes, but not sure about the exact age	0	
90	I am not sure	0	
93	Prefer not to answer	7	<div><div></div></div> 0.2%
95	Not had sex with this partner in the last 4 weeks	0	
97	N/A	0	
98	Don't know	0	
Sysmiss		1356	
Warning: these figures indicate the number of cases found in the data file. They cannot be interpreted as summary statistics of the population of interest.			
# mv_ment_health09: Were there moments when you felt life was so tough that you cried or wanted to c			
Information	[Type= discrete] [Format=numeric] [Range= 0-98] [Missing=*]		
Statistics [NW/ W]	[Valid=3064 /-] [Invalid=1356 /-]		
Value	Label	Cases	Percentage
0	No, I have never had it	0	
1	Yes	1013	<div><div></div></div> 33.1%
2	No	2046	<div><div></div></div> 66.8%
3	Yes, but not sure about the exact age	0	
90	I am not sure	0	
93	Prefer not to answer	5	<div><div></div></div> 0.2%
95	Not had sex with this partner in the last 4 weeks	0	
97	N/A	0	
98	Don't know	0	
Sysmiss		1356	
Warning: these figures indicate the number of cases found in the data file. They cannot be interpreted as summary statistics of the population of interest.			
# mv_ment_health10: Did you feel run down (tired)?			
Information	[Type= discrete] [Format=numeric] [Range= 0-98] [Missing=*]		
Statistics [NW/ W]	[Valid=3064 /-] [Invalid=1356 /-]		
Value	Label	Cases	Percentage
0	No, I have never had it	0	
1	Yes	1135	<div><div></div></div> 37.0%
2	No	1925	<div><div></div></div> 62.8%
3	Yes, but not sure about the exact age	0	
90	I am not sure	0	
93	Prefer not to answer	4	<div><div></div></div> 0.1%
95	Not had sex with this partner in the last 4 weeks	0	
97	N/A	0	
98	Don't know	0	
Sysmiss		1356	
Warning: these figures indicate the number of cases found in the data file. They cannot be interpreted as summary statistics of the population of interest.			

# mv_ment_health11: Did you at times feel like committing suicide?			
Information	[Type= discrete] [Format=numeric] [Range= 0-98] [Missing=*]		
Statistics [NW/ W]	[Valid=3064 /-] [Invalid=1356 /-]		
Value	Label	Cases	Percentage
0	No, I have never had it	0	
1	Yes	193	6.3%
2	No	2865	93.5%
3	Yes, but not sure about the exact age	0	
90	I am not sure	0	
93	Prefer not to answer	6	0.2%
95	Not had sex with this partner in the last 4 weeks	0	
97	N/A	0	
98	Don't know	0	
Sysmiss		1356	
Warning: these figures indicate the number of cases found in the data file. They cannot be interpreted as summary statistics of the population of interest.			
# mv_ment_health12: Were you generally unhappy with things you were doing each day?			
Information	[Type= discrete] [Format=numeric] [Range= 0-98] [Missing=*]		
Statistics [NW/ W]	[Valid=3064 /-] [Invalid=1356 /-]		
Value	Label	Cases	Percentage
0	No, I have never had it	0	
1	Yes	553	18.0%
2	No	2495	81.4%
3	Yes, but not sure about the exact age	0	
90	I am not sure	0	
93	Prefer not to answer	16	0.5%
95	Not had sex with this partner in the last 4 weeks	0	
97	N/A	0	
98	Don't know	0	
Sysmiss		1356	
Warning: these figures indicate the number of cases found in the data file. They cannot be interpreted as summary statistics of the population of interest.			
# mv_ment_health13: Was your work/school lagging behind?			
Information	[Type= discrete] [Format=numeric] [Range= 0-98] [Missing=*]		
Statistics [NW/ W]	[Valid=3064 /-] [Invalid=1356 /-]		
Value	Label	Cases	Percentage
0	No, I have never had it	0	
1	Yes	638	20.8%
2	No	2414	78.8%
3	Yes, but not sure about the exact age	0	
90	I am not sure	0	
93	Prefer not to answer	12	0.4%
95	Not had sex with this partner in the last 4 weeks	0	
97	N/A	0	
98	Don't know	0	
Sysmiss		1356	
Warning: these figures indicate the number of cases found in the data file. They cannot be interpreted as summary statistics of the population of interest.			

# mv_ment_health14: Did you feel you had problems in deciding what to do?			
Information	[Type= discrete] [Format=numeric] [Range= 0-98] [Missing=*]		
Statistics [NW/ W]	[Valid=3064 /-] [Invalid=1356 /-]		
Value	Label	Cases	Percentage
0	No, I have never had it	0	
1	Yes	642	<div><div></div></div> 21.0%
2	No	2411	<div><div></div></div> 78.7%
3	Yes, but not sure about the exact age	0	
90	I am not sure	0	
93	Prefer not to answer	11	<div><div></div></div> 0.4%
95	Not had sex with this partner in the last 4 weeks	0	
97	N/A	0	
98	Don't know	0	
Sysmiss		1356	
Warning: these figures indicate the number of cases found in the data file. They cannot be interpreted as summary statistics of the population of interest.			
# mv_gsescale01: I can always solve difficult problems if I try hard enough			
Information	[Type= discrete] [Format=numeric] [Range= 1-4] [Missing=*]		
Statistics [NW/ W]	[Valid=3064 /-] [Invalid=1356 /-]		
Value	Label	Cases	Percentage
1	Not at all true	498	<div><div></div></div> 16.3%
2	Hardly true	303	<div><div></div></div> 9.9%
3	Moderately true	388	<div><div></div></div> 12.7%
4	Exactly true	1875	<div><div></div></div> 61.2%
Sysmiss		1356	
Warning: these figures indicate the number of cases found in the data file. They cannot be interpreted as summary statistics of the population of interest.			
# mv_gsescale02: If someone is against me (opposes me), I can find the means and ways to get what			
Information	[Type= discrete] [Format=numeric] [Range= 1-4] [Missing=*]		
Statistics [NW/ W]	[Valid=3064 /-] [Invalid=1356 /-]		
Value	Label	Cases	Percentage
1	Not at all true	490	<div><div></div></div> 16.0%
2	Hardly true	311	<div><div></div></div> 10.2%
3	Moderately true	470	<div><div></div></div> 15.3%
4	Exactly true	1793	<div><div></div></div> 58.5%
Sysmiss		1356	
Warning: these figures indicate the number of cases found in the data file. They cannot be interpreted as summary statistics of the population of interest.			
# mv_gsescale03: It is easy for me to stick to my aims and accomplish my goals			
Information	[Type= discrete] [Format=numeric] [Range= 1-4] [Missing=*]		
Statistics [NW/ W]	[Valid=3064 /-] [Invalid=1356 /-]		
Value	Label	Cases	Percentage
1	Not at all true	426	<div><div></div></div> 13.9%
2	Hardly true	302	<div><div></div></div> 9.9%
3	Moderately true	370	<div><div></div></div> 12.1%
4	Exactly true	1966	<div><div></div></div> 64.2%
Sysmiss		1356	
Warning: these figures indicate the number of cases found in the data file. They cannot be interpreted as summary statistics of the population of interest.			

# mv_gscale04: I am confident that I could handle unexpected events well				
Information		[Type= discrete] [Format=numeric] [Range= 1-4] [Missing=*]		
Statistics [NW/ W]		[Valid=3064 /-] [Invalid=1356 /-]		
Value	Label	Cases	Percentage	
1	Not at all true	373	<div><div></div></div>	12.2%
2	Hardly true	257	<div><div></div></div>	8.4%
3	Moderately true	387	<div><div></div></div>	12.6%
4	Exactly true	2047	<div><div></div></div>	66.8%
Sysmiss		1356		
Warning: these figures indicate the number of cases found in the data file. They cannot be interpreted as summary statistics of the population of interest.				
# mv_gscale05: Thanks to my resourcefulness, I know how to manage unexpected (unforeseen) situa				
Information		[Type= discrete] [Format=numeric] [Range= 1-4] [Missing=*]		
Statistics [NW/ W]		[Valid=3064 /-] [Invalid=1356 /-]		
Value	Label	Cases	Percentage	
1	Not at all true	397	<div><div></div></div>	13.0%
2	Hardly true	304	<div><div></div></div>	9.9%
3	Moderately true	462	<div><div></div></div>	15.1%
4	Exactly true	1901	<div><div></div></div>	62.0%
Sysmiss		1356		
Warning: these figures indicate the number of cases found in the data file. They cannot be interpreted as summary statistics of the population of interest.				
# mv_gscale06: I can solve most problems if I make the necessary effort				
Information		[Type= discrete] [Format=numeric] [Range= 1-4] [Missing=*]		
Statistics [NW/ W]		[Valid=3064 /-] [Invalid=1356 /-]		
Value	Label	Cases	Percentage	
1	Not at all true	515	<div><div></div></div>	16.8%
2	Hardly true	302	<div><div></div></div>	9.9%
3	Moderately true	415	<div><div></div></div>	13.5%
4	Exactly true	1832	<div><div></div></div>	59.8%
Sysmiss		1356		
Warning: these figures indicate the number of cases found in the data file. They cannot be interpreted as summary statistics of the population of interest.				
# mv_gscale07: I can remain calm when facing difficulties because I can rely on my own coping a				
Information		[Type= discrete] [Format=numeric] [Range= 1-4] [Missing=*]		
Statistics [NW/ W]		[Valid=3064 /-] [Invalid=1356 /-]		
Value	Label	Cases	Percentage	
1	Not at all true	200	<div><div></div></div>	6.5%
2	Hardly true	261	<div><div></div></div>	8.5%
3	Moderately true	329	<div><div></div></div>	10.7%
4	Exactly true	2274	<div><div></div></div>	74.2%
Sysmiss		1356		
Warning: these figures indicate the number of cases found in the data file. They cannot be interpreted as summary statistics of the population of interest.				
# mv_gscale08: When I am faced with a problem, I can usually find several solutions				
Information		[Type= discrete] [Format=numeric] [Range= 1-4] [Missing=*]		
Statistics [NW/ W]		[Valid=3064 /-] [Invalid=1356 /-]		

# mv_gsescale08: When I am faced with a problem, I can usually find several solutions			
Value	Label	Cases	Percentage
1	Not at all true	199	<div><div></div></div> 6.5%
2	Hardly true	278	<div><div></div></div> 9.1%
3	Moderately true	380	<div><div></div></div> 12.4%
4	Exactly true	2207	<div><div></div></div> 72.0%
Sysmiss		1356	
Warning: these figures indicate the number of cases found in the data file. They cannot be interpreted as summary statistics of the population of interest.			
# mv_gsescale09: If I am in trouble, I can usually think of a solution			
Information	[Type= discrete] [Format=numeric] [Range= 1-4] [Missing=*]		
Statistics [NW/ W]	[Valid=3064 /-] [Invalid=1356 /-]		
Value	Label	Cases	Percentage
1	Not at all true	191	<div><div></div></div> 6.2%
2	Hardly true	307	<div><div></div></div> 10.0%
3	Moderately true	347	<div><div></div></div> 11.3%
4	Exactly true	2219	<div><div></div></div> 72.4%
Sysmiss		1356	
Warning: these figures indicate the number of cases found in the data file. They cannot be interpreted as summary statistics of the population of interest.			
# mv_gsescale10: I can usually handle whatever comes my way			
Information	[Type= discrete] [Format=numeric] [Range= 1-4] [Missing=*]		
Statistics [NW/ W]	[Valid=3064 /-] [Invalid=1356 /-]		
Value	Label	Cases	Percentage
1	Not at all true	518	<div><div></div></div> 16.9%
2	Hardly true	362	<div><div></div></div> 11.8%
3	Moderately true	438	<div><div></div></div> 14.3%
4	Exactly true	1746	<div><div></div></div> 57.0%
Sysmiss		1356	
Warning: these figures indicate the number of cases found in the data file. They cannot be interpreted as summary statistics of the population of interest.			
# mv_connmuscale01: I am able to use a condom every time I have sexual intercourse			
Information	[Type= discrete] [Format=numeric] [Range= 1-4] [Missing=*]		
Statistics [NW/ W]	[Valid=3064 /-] [Invalid=1356 /-]		
Value	Label	Cases	Percentage
1	Not at all true	716	<div><div></div></div> 23.4%
2	Hardly true	149	<div><div></div></div> 4.9%
3	Moderately true	290	<div><div></div></div> 9.5%
4	Exactly true	1909	<div><div></div></div> 62.3%
Sysmiss		1356	
Warning: these figures indicate the number of cases found in the data file. They cannot be interpreted as summary statistics of the population of interest.			
# mv_connmuscale02: I am able to ask my partner to use a condom every time we have sexual intercou			
Information	[Type= discrete] [Format=numeric] [Range= 1-4] [Missing=*]		
Statistics [NW/ W]	[Valid=3064 /-] [Invalid=1356 /-]		
Value	Label	Cases	Percentage
1	Not at all true	631	<div><div></div></div> 20.6%
2	Hardly true	126	<div><div></div></div> 4.1%

# mv_conmusescale02: I am able to ask my partner to use a condom every time we have sexual intercours			
Value	Label	Cases	Percentage
3	Moderately true	206	<div><div></div></div> 6.7%
4	Exactly true	2101	<div><div></div></div> 68.6%
Sysmiss		1356	
Warning: these figures indicate the number of cases found in the data file. They cannot be interpreted as summary statistics of the population of interest.			
# mv_conmusescale03: I am able to use a condom during sex after I have been drinking or taking drugs			
Information	[Type= discrete] [Format=numeric] [Range= 1-4] [Missing=*]		
Statistics [NW/ W]	[Valid=3064 /-] [Invalid=1356 /-]		
Value	Label	Cases	Percentage
1	Not at all true	1286	<div><div></div></div> 42.0%
2	Hardly true	121	<div><div></div></div> 3.9%
3	Moderately true	259	<div><div></div></div> 8.5%
4	Exactly true	1398	<div><div></div></div> 45.6%
Sysmiss		1356	
Warning: these figures indicate the number of cases found in the data file. They cannot be interpreted as summary statistics of the population of interest.			
# mv_conmusescale04: I am able to refuse sex if [my partner / the man] will not use a condom			
Information	[Type= discrete] [Format=numeric] [Range= 1-4] [Missing=*]		
Statistics [NW/ W]	[Valid=3064 /-] [Invalid=1356 /-]		
Value	Label	Cases	Percentage
1	Not at all true	709	<div><div></div></div> 23.1%
2	Hardly true	93	<div><div></div></div> 3.0%
3	Moderately true	195	<div><div></div></div> 6.4%
4	Exactly true	2067	<div><div></div></div> 67.5%
Sysmiss		1356	
Warning: these figures indicate the number of cases found in the data file. They cannot be interpreted as summary statistics of the population of interest.			
# mv_sexnegscale01: I am able to avoid sex any time I don't want to			
Information	[Type= discrete] [Format=numeric] [Range= 1-4] [Missing=*]		
Statistics [NW/ W]	[Valid=3064 /-] [Invalid=1356 /-]		
Value	Label	Cases	Percentage
1	Not at all true	213	<div><div></div></div> 7.0%
2	Hardly true	45	<div><div></div></div> 1.5%
3	Moderately true	101	<div><div></div></div> 3.3%
4	Exactly true	2705	<div><div></div></div> 88.3%
Sysmiss		1356	
Warning: these figures indicate the number of cases found in the data file. They cannot be interpreted as summary statistics of the population of interest.			
# mv_healthserv_scale01: I feel confident that I could visit a health facility or testing center to get a			
Information	[Type= discrete] [Format=numeric] [Range= 1-4] [Missing=*]		
Statistics [NW/ W]	[Valid=3064 /-] [Invalid=1356 /-]		
Value	Label	Cases	Percentage
1	Not at all true	61	<div><div></div></div> 2.0%
2	Hardly true	33	<div><div></div></div> 1.1%
3	Moderately true	86	<div><div></div></div> 2.8%
4	Exactly true	2884	<div><div></div></div> 94.1%

# mv_healthserv_scale01: I feel confident that I could visit a health facility or testing center to get a			
Value	Label	Cases	Percentage
Sysmiss		1356	
Warning: these figures indicate the number of cases found in the data file. They cannot be interpreted as summary statistics of the population of interest.			
# mv_healthserv_scale02: I am confident that I could access ARVs if needed them			
Information	[Type= discrete] [Format=numeric] [Range= 1-4] [Missing=*]		
Statistics [NW/ W]	[Valid=3064 /-] [Invalid=1356 /-]		
Value	Label	Cases	Percentage
1	Not at all true	28	0.9%
2	Hardly true	23	0.8%
3	Moderately true	71	2.3%
4	Exactly true	2942	96.0%
Sysmiss		1356	
Warning: these figures indicate the number of cases found in the data file. They cannot be interpreted as summary statistics of the population of interest.			
# mv_healthserv_scale03: I am confident that I would be able to go to a health clinic for any reason, if			
Information	[Type= discrete] [Format=numeric] [Range= 1-4] [Missing=*]		
Statistics [NW/ W]	[Valid=3064 /-] [Invalid=1356 /-]		
Value	Label	Cases	Percentage
1	Not at all true	30	1.0%
2	Hardly true	24	0.8%
3	Moderately true	72	2.3%
4	Exactly true	2938	95.9%
Sysmiss		1356	
Warning: these figures indicate the number of cases found in the data file. They cannot be interpreted as summary statistics of the population of interest.			
# ms_household_owns_tv: Do you/your household own a TV?			
Information	[Type= discrete] [Format=numeric] [Range= 0-98] [Missing=*]		
Statistics [NW/ W]	[Valid=3064 /-] [Invalid=1356 /-]		
Value	Label	Cases	Percentage
0	No, I have never had it	0	
1	Yes	2633	85.9%
2	No	327	10.7%
3	Yes, but not sure about the exact age	98	3.2%
90	I am not sure	0	
93	Prefer not to answer	6	0.2%
95	Not had sex with this partner in the last 4 weeks	0	
97	N/A	0	
98	Don't know	0	
Sysmiss		1356	
Warning: these figures indicate the number of cases found in the data file. They cannot be interpreted as summary statistics of the population of interest.			
# ms_watch_tv_freq: How often do you watch TV?			
Information	[Type= discrete] [Format=numeric] [Range= 1-4] [Missing=*]		
Statistics [NW/ W]	[Valid=3064 /-] [Invalid=1356 /-]		
Value	Label	Cases	Percentage
1	Never	282	9.2%

# ms_watch_tv_freq: How often do you watch TV?			
Value	Label	Cases	Percentage
2	Daily	2255	<div><div></div></div> 73.6%
3	Weekly	408	<div><div></div></div> 13.3%
4	Monthly	119	<div><div></div></div> 3.9%
Sysmiss		1356	
Warning: these figures indicate the number of cases found in the data file. They cannot be interpreted as summary statistics of the population of interest.			
# ms_watch_tv_where: Where do you usually (by usually we mean mostly, or commonly, or regularly) watc			
Information	[Type= discrete] [Format=numeric] [Range= 1-96] [Missing=*]		
Statistics [NW/ W]	[Valid=2781 /-] [Invalid=1639 /-]		
Value	Label	Cases	Percentage
1	Home	2587	<div><div></div></div> 93.0%
2	Bars	7	<div><div></div></div> 0.3%
3	At friend's house	143	<div><div></div></div> 5.1%
4	School	2	<div><div></div></div> 0.1%
96	Other specify	42	<div><div></div></div> 1.5%
Sysmiss		1639	
Warning: these figures indicate the number of cases found in the data file. They cannot be interpreted as summary statistics of the population of interest.			
# ms_watch_tv_where_oth: Please specify details on the other places where you watch TV			
Information	[Type= discrete] [Format=character] [Missing=*]		
Statistics [NW/ W]	[Valid=42 /-] [Invalid=0 /-]		
# ms_cntrl_tv_remote: If at home - Who has more control over the television remote or have more say ab			
Information	[Type= discrete] [Format=numeric] [Range= 1-96] [Missing=*]		
Statistics [NW/ W]	[Valid=2660 /-] [Invalid=1760 /-]		
Value	Label	Cases	Percentage
1	Mother	287	<div><div></div></div> 10.8%
2	Father	96	<div><div></div></div> 3.6%
3	Grandparents	122	<div><div></div></div> 4.6%
4	Brother	251	<div><div></div></div> 9.4%
5	Sister	311	<div><div></div></div> 11.7%
6	Myself	987	<div><div></div></div> 37.1%
96	Other specify	606	<div><div></div></div> 22.8%
Sysmiss		1760	
Warning: these figures indicate the number of cases found in the data file. They cannot be interpreted as summary statistics of the population of interest.			
# ms_cntrl_tv_remote_oth: Please specify details on the other person who has control of the TV remote at h			
Information	[Type= discrete] [Format=character] [Missing=*]		
Statistics [NW/ W]	[Valid=607 /-] [Invalid=0 /-]		
# ms_ever_watched_shuga: Have you ever watched MTV Shuga?			
Information	[Type= discrete] [Format=numeric] [Range= 0-98] [Missing=*]		
Statistics [NW/ W]	[Valid=3064 /-] [Invalid=1356 /-]		
Value	Label	Cases	Percentage
0	No, I have never had it	0	
1	Yes	171	<div><div></div></div> 5.6%
2	No	2893	<div><div></div></div> 94.4%

# ms_ever_watched_shuga: Have you ever watched MTV Shuga?			
Value	Label	Cases	Percentage
3	Yes, but not sure about the exact age	0	
90	I am not sure	0	
93	Prefer not to answer	0	
95	Not had sex with this partner in the last 4 weeks	0	
97	N/A	0	
98	Don't know	0	
Sysmiss		1356	
Warning: these figures indicate the number of cases found in the data file. They cannot be interpreted as summary statistics of the population of interest.			
# ms_ever_heard_of_shuga: If no - have you heard of it?			
Information	[Type= discrete] [Format=numeric] [Range= 0-98] [Missing=*]		
Statistics [NW/ W]	[Valid=2891 /-] [Invalid=1529 /-]		
Value	Label	Cases	Percentage
0	No, I have never had it	0	
1	Yes	517	<div><div></div></div> 17.9%
2	No	2371	<div><div></div></div> 82.0%
3	Yes, but not sure about the exact age	0	
90	I am not sure	0	
93	Prefer not to answer	3	<div><div></div></div> 0.1%
95	Not had sex with this partner in the last 4 weeks	0	
97	N/A	0	
98	Don't know	0	
Sysmiss		1529	
Warning: these figures indicate the number of cases found in the data file. They cannot be interpreted as summary statistics of the population of interest.			
# ms_ever_watched_source: If yes, from where/who?			
Information	[Type= discrete] [Format=numeric] [Range= 1-96] [Missing=*]		
Statistics [NW/ W]	[Valid=171 /-] [Invalid=4249 /-]		
Value	Label	Cases	Percentage
1	TV / Radio	168	<div><div></div></div> 98.2%
2	Newspapers	0	
3	Booklets	0	
4	Internet	1	<div><div></div></div> 0.6%
5	You Tube	2	<div><div></div></div> 1.2%
6	Friends	0	
96	Other specify	0	
Sysmiss		4249	
Warning: these figures indicate the number of cases found in the data file. They cannot be interpreted as summary statistics of the population of interest.			
# ms_ever_watched_sourc_oth: Please specify details on the other source where you have watched Shuga			
Information	[Type= discrete] [Format=character] [Missing=*]		
Statistics [NW/ W]	[Valid=0 /-] [Invalid=0 /-]		
# ms_which_series_of_shuga: Which country series did you watch?			
Information	[Type= discrete] [Format=numeric] [Range= 1-98] [Missing=*]		
Statistics [NW/ W]	[Valid=171 /-] [Invalid=4249 /-]		

# ms_which_series_of_shuga: Which country series did you watch?			
Value	Label	Cases	Percentage
1	South Africa	58	<div><div></div></div> 33.9%
2	Nigeria	95	<div><div></div></div> 55.6%
3	Kenya	4	<div><div></div></div> 2.3%
96	Other specify	0	
98	Don't know	14	<div><div></div></div> 8.2%
Sysmiss		4249	
Warning: these figures indicate the number of cases found in the data file. They cannot be interpreted as summary statistics of the population of interest.			
# ms_which_series_oth: Please specify details on the other series of MTV Shugat that you have watched			
Information	[Type= discrete] [Format=character] [Missing=*]		
Statistics [NW/ W]	[Valid=0 /-] [Invalid=0 /-]		
# ms_num_times_watched: How many times did you watch MTV Shuga the South African season?			
Information	[Type= discrete] [Format=numeric] [Range= 1-93] [Missing=*]		
Statistics [NW/ W]	[Valid=58 /-] [Invalid=4362 /-]		
Value	Label	Cases	Percentage
1	Once	15	<div><div></div></div> 25.9%
2	More than once	42	<div><div></div></div> 72.4%
93	Prefer not to answer	1	<div><div></div></div> 1.7%
Sysmiss		4362	
Warning: these figures indicate the number of cases found in the data file. They cannot be interpreted as summary statistics of the population of interest.			
# ms_knowl_pay_rent: Did Ipeleng take the money that Rakeem offered her to pay her rent?			
Information	[Type= discrete] [Format=numeric] [Range= 0-98] [Missing=*]		
Statistics [NW/ W]	[Valid=58 /-] [Invalid=4362 /-]		
Value	Label	Cases	Percentage
0	No, I have never had it	0	
1	Yes	19	<div><div></div></div> 32.8%
2	No	7	<div><div></div></div> 12.1%
3	Yes, but not sure about the exact age	0	
90	I am not sure	0	
93	Prefer not to answer	0	
95	Not had sex with this partner in the last 4 weeks	0	
97	N/A	0	
98	Don't know	32	<div><div></div></div> 55.2%
Sysmiss		4362	
Warning: these figures indicate the number of cases found in the data file. They cannot be interpreted as summary statistics of the population of interest.			
# ms_knowl_test_together: Did Bongi and Coalstove have an HIV test together?			
Information	[Type= discrete] [Format=numeric] [Range= 0-98] [Missing=*]		
Statistics [NW/ W]	[Valid=58 /-] [Invalid=4362 /-]		
Value	Label	Cases	Percentage
0	No, I have never had it	0	
1	Yes	26	<div><div></div></div> 44.8%
2	No	8	<div><div></div></div> 13.8%
3	Yes, but not sure about the exact age	0	

# ms_knowl_test_together: Did Bongi and Coalstove have an HIV test together?			
Value	Label	Cases	Percentage
90	I am not sure	0	
93	Prefer not to answer	0	
95	Not had sex with this partner in the last 4 weeks	0	
97	N/A	0	
98	Don't know	24	<div><div></div></div> 41.4%
Sysmiss		4362	
Warning: these figures indicate the number of cases found in the data file. They cannot be interpreted as summary statistics of the population of interest.			
# ms_knowl_gifts_for_sex: Did Sol buy Tsholofela a smartphone and clothes to have sex with her?			
Information	[Type= discrete] [Format=numeric] [Range= 0-98] [Missing=*]		
Statistics [NW/ W]	[Valid=58 /-] [Invalid=4362 /-]		
Value	Label	Cases	Percentage
0	No, I have never had it	0	
1	Yes	31	<div><div></div></div> 53.4%
2	No	4	<div><div></div></div> 6.9%
3	Yes, but not sure about the exact age	0	
90	I am not sure	0	
93	Prefer not to answer	0	
95	Not had sex with this partner in the last 4 weeks	0	
97	N/A	0	
98	Don't know	23	<div><div></div></div> 39.7%
Sysmiss		4362	
Warning: these figures indicate the number of cases found in the data file. They cannot be interpreted as summary statistics of the population of interest.			
# ms_knowl_beaten_partner: Did Sol beat Tsholofela?			
Information	[Type= discrete] [Format=numeric] [Range= 0-98] [Missing=*]		
Statistics [NW/ W]	[Valid=58 /-] [Invalid=4362 /-]		
Value	Label	Cases	Percentage
0	No, I have never had it	0	
1	Yes	28	<div><div></div></div> 48.3%
2	No	4	<div><div></div></div> 6.9%
3	Yes, but not sure about the exact age	0	
90	I am not sure	0	
93	Prefer not to answer	0	
95	Not had sex with this partner in the last 4 weeks	0	
97	N/A	0	
98	Don't know	26	<div><div></div></div> 44.8%
Sysmiss		4362	
Warning: these figures indicate the number of cases found in the data file. They cannot be interpreted as summary statistics of the population of interest.			
# ms_knowl_child_to_pub: Did Zamo take her small son with her to the pub because she like partying?			
Information	[Type= discrete] [Format=numeric] [Range= 0-98] [Missing=*]		
Statistics [NW/ W]	[Valid=58 /-] [Invalid=4362 /-]		
Value	Label	Cases	Percentage
0	No, I have never had it	0	
1	Yes	23	<div><div></div></div> 39.7%

# ms_knowl_child_to_pub: Did Zamo take her small son with her to the pub because she like partying?			
Value	Label	Cases	Percentage
2	No	11	<div><div></div></div> 19.0%
3	Yes, but not sure about the exact age	0	
90	I am not sure	0	
93	Prefer not to answer	0	
95	Not had sex with this partner in the last 4 weeks	0	
97	N/A	0	
98	Don't know	24	<div><div></div></div> 41.4%
Sysmiss		4362	
Warning: these figures indicate the number of cases found in the data file. They cannot be interpreted as summary statistics of the population of interest.			
# ms_knowl_relathsh_teacher: Did Khensani have a relationship with her teacher?			
Information	[Type= discrete] [Format=numeric] [Range= 0-98] [Missing=*]		
Statistics [NW/ W]	[Valid=58 /-] [Invalid=4362 /-]		
Value	Label	Cases	Percentage
0	No, I have never had it	0	
1	Yes	41	<div><div></div></div> 70.7%
2	No	1	<div><div></div></div> 1.7%
3	Yes, but not sure about the exact age	0	
90	I am not sure	0	
93	Prefer not to answer	0	
95	Not had sex with this partner in the last 4 weeks	0	
97	N/A	0	
98	Don't know	16	<div><div></div></div> 27.6%
Sysmiss		4362	
Warning: these figures indicate the number of cases found in the data file. They cannot be interpreted as summary statistics of the population of interest.			
# ms_knowl_have_children: Will Khensani be able to have children again in the future?			
Information	[Type= discrete] [Format=numeric] [Range= 0-98] [Missing=*]		
Statistics [NW/ W]	[Valid=58 /-] [Invalid=4362 /-]		
Value	Label	Cases	Percentage
0	No, I have never had it	0	
1	Yes	13	<div><div></div></div> 22.4%
2	No	18	<div><div></div></div> 31.0%
3	Yes, but not sure about the exact age	0	
90	I am not sure	0	
93	Prefer not to answer	0	
95	Not had sex with this partner in the last 4 weeks	0	
97	N/A	0	
98	Don't know	27	<div><div></div></div> 46.6%
Sysmiss		4362	
Warning: these figures indicate the number of cases found in the data file. They cannot be interpreted as summary statistics of the population of interest.			
# ms_knowl_to_take_prep: Did Femi ask Sheila to take PreP to reduce the risk of him infecting her?			
Information	[Type= discrete] [Format=numeric] [Range= 0-98] [Missing=*]		
Statistics [NW/ W]	[Valid=58 /-] [Invalid=4362 /-]		

ms_knowl_to_take_prep: Did Femi ask Sheila to take PreP to reduce the risk of him infecting her?

Value	Label	Cases	Percentage
0	No, I have never had it	0	
1	Yes	26	44.8%
2	No	1	1.7%
3	Yes, but not sure about the exact age	0	
90	I am not sure	0	
93	Prefer not to answer	0	
95	Not had sex with this partner in the last 4 weeks	0	
97	N/A	0	
98	Don't know	31	53.4%
Sysmiss		4362	

Warning: these figures indicate the number of cases found in the data file. They cannot be interpreted as summary statistics of the population of interest.

ms_knowl_beaten_by_friend: Was Reggie beaten up by his friend Q for being gay?

Information	[Type= discrete] [Format=numeric] [Range= 0-98] [Missing=*]
Statistics [NW/ W]	[Valid=58 /-] [Invalid=4362 /-]

Value	Label	Cases	Percentage
0	No, I have never had it	0	
1	Yes	29	50.0%
2	No	7	12.1%
3	Yes, but not sure about the exact age	0	
90	I am not sure	0	
93	Prefer not to answer	0	
95	Not had sex with this partner in the last 4 weeks	0	
97	N/A	0	
98	Don't know	22	37.9%
Sysmiss		4362	

Warning: these figures indicate the number of cases found in the data file. They cannot be interpreted as summary statistics of the population of interest.

# ms_knowl_univ_bursary: Did Ipeleng get a bursary to go to university?			
Information	[Type= discrete] [Format=numeric] [Range= 0-98] [Missing=*]		
Statistics [NW/ W]	[Valid=58 /-] [Invalid=4362 /-]		
Value	Label	Cases	Percentage
0	No, I have never had it	0	
1	Yes	23	<div></div> 39.7%
2	No	4	<div></div> 6.9%
3	Yes, but not sure about the exact age	0	
90	I am not sure	0	
93	Prefer not to answer	0	
95	Not had sex with this partner in the last 4 weeks	0	
97	N/A	0	
98	Don't know	31	<div></div> 53.4%
Sysmiss		4362	
Warning: these figures indicate the number of cases found in the data file. They cannot be interpreted as summary statistics of the population of interest.			
# ms_knowl_accept_proposal: Did Sheila refuse Femi's proposal to marry him?			
Information	[Type= discrete] [Format=numeric] [Range= 0-98] [Missing=*]		
Statistics [NW/ W]	[Valid=58 /-] [Invalid=4362 /-]		
Value	Label	Cases	Percentage
0	No, I have never had it	0	
1	Yes	13	<div></div> 22.4%
2	No	10	<div></div> 17.2%
3	Yes, but not sure about the exact age	0	
90	I am not sure	0	
93	Prefer not to answer	0	
95	Not had sex with this partner in the last 4 weeks	0	
97	N/A	0	
98	Don't know	35	<div></div> 60.3%
Sysmiss		4362	
Warning: these figures indicate the number of cases found in the data file. They cannot be interpreted as summary statistics of the population of interest.			
# ms_knowl_tried_to_force: Did Sizwe try to force himself on Zamo because he thought she slept with every g			
Information	[Type= discrete] [Format=numeric] [Range= 0-98] [Missing=*]		
Statistics [NW/ W]	[Valid=58 /-] [Invalid=4362 /-]		
Value	Label	Cases	Percentage
0	No, I have never had it	0	
1	Yes	26	<div></div> 44.8%
2	No	5	<div></div> 8.6%
3	Yes, but not sure about the exact age	0	
90	I am not sure	0	
93	Prefer not to answer	0	
95	Not had sex with this partner in the last 4 weeks	0	
97	N/A	0	
98	Don't know	27	<div></div> 46.6%
Sysmiss		4362	
Warning: these figures indicate the number of cases found in the data file. They cannot be interpreted as summary statistics of the population of interest.			

# ms_knowl_get_back_together: Did Bongi and Coalstove get back together again?			
Information	[Type= discrete] [Format=numeric] [Range= 0-98] [Missing=*]		
Statistics [NW/ W]	[Valid=58 /-] [Invalid=4362 /-]		
Value	Label	Cases	Percentage
0	No, I have never had it	0	
1	Yes	22	<div></div> 37.9%
2	No	7	<div></div> 12.1%
3	Yes, but not sure about the exact age	0	
90	I am not sure	0	
93	Prefer not to answer	0	
95	Not had sex with this partner in the last 4 weeks	0	
97	N/A	0	
98	Don't know	29	<div></div> 50.0%
Sysmiss		4362	
Warning: these figures indicate the number of cases found in the data file. They cannot be interpreted as summary statistics of the population of interest.			
# ms_knowl_to_use_iud: Did the nurse at the clinic advise Bongi not to use an IUD as an on-going contra			
Information	[Type= discrete] [Format=numeric] [Range= 0-98] [Missing=*]		
Statistics [NW/ W]	[Valid=58 /-] [Invalid=4362 /-]		
Value	Label	Cases	Percentage
0	No, I have never had it	0	
1	Yes	25	<div></div> 43.1%
2	No	7	<div></div> 12.1%
3	Yes, but not sure about the exact age	0	
90	I am not sure	0	
93	Prefer not to answer	0	
95	Not had sex with this partner in the last 4 weeks	0	
97	N/A	0	
98	Don't know	26	<div></div> 44.8%
Sysmiss		4362	
Warning: these figures indicate the number of cases found in the data file. They cannot be interpreted as summary statistics of the population of interest.			
# ms_knowl_remov_condom: Did one of Zamo's boyfriends remove the condom without Zamo knowing while they w			
Information	[Type= discrete] [Format=numeric] [Range= 0-98] [Missing=*]		
Statistics [NW/ W]	[Valid=58 /-] [Invalid=4362 /-]		
Value	Label	Cases	Percentage
0	No, I have never had it	0	
1	Yes	27	<div></div> 46.6%
2	No	4	<div></div> 6.9%
3	Yes, but not sure about the exact age	0	
90	I am not sure	0	
93	Prefer not to answer	0	
95	Not had sex with this partner in the last 4 weeks	0	
97	N/A	0	
98	Don't know	27	<div></div> 46.6%
Sysmiss		4362	
Warning: these figures indicate the number of cases found in the data file. They cannot be interpreted as summary statistics of the population of interest.			

# ms_talked_about_shuga: Have you talked to anyone about MTV Shuga?			
Information		[Type= discrete] [Format=numeric] [Range= 0-98] [Missing=*]	
Statistics [NW/ W]		[Valid=58 -/] [Invalid=4362 -/]	
Value	Label	Cases	Percentage
0	No, I have never had it	0	
1	Yes	17	29.3%
2	No	28	48.3%
3	Yes, but not sure about the exact age	0	
90	I am not sure	0	
93	Prefer not to answer	0	
95	Not had sex with this partner in the last 4 weeks	0	
97	N/A	0	
98	Don't know	13	22.4%
Sysmiss		4362	
Warning: these figures indicate the number of cases found in the data file. They cannot be interpreted as summary statistics of the population of interest.			
# ms_talked_to_who_1: If yes, to who?			
Information		[Type= discrete] [Format=numeric] [Range= 1-93] [Missing=*]	
Statistics [NW/ W]		[Valid=13 -/] [Invalid=4407 -/]	
Value	Label	Cases	Percentage
1	Friends	13	100.0%
2	Sexual partner	0	
3	Boyfriend/girlfriend	0	
4	Family member	0	
5	Other non-family	0	
93	Prefer not to answe	0	
Sysmiss		4407	
Warning: these figures indicate the number of cases found in the data file. They cannot be interpreted as summary statistics of the population of interest.			
# ms_talked_to_who_3: If yes, to who?			
Information		[Type= discrete] [Format=numeric] [Range= 1-93] [Missing=*]	
Statistics [NW/ W]		[Valid=2 -/] [Invalid=4418 -/]	
Value	Label	Cases	Percentage
1	Friends	0	
2	Sexual partner	0	
3	Boyfriend/girlfriend	2	100.0%
4	Family member	0	
5	Other non-family	0	
93	Prefer not to answe	0	
Sysmiss		4418	
Warning: these figures indicate the number of cases found in the data file. They cannot be interpreted as summary statistics of the population of interest.			
# ms_talked_to_who_4: If yes, to who?			
Information		[Type= discrete] [Format=numeric] [Range= 1-93] [Missing=*]	
Statistics [NW/ W]		[Valid=2 -/] [Invalid=4418 -/]	
Value	Label	Cases	Percentage
1	Friends	0	

# ms_talked_to_who_4: If yes, to who?			
Value	Label	Cases	Percentage
2	Sexual partner	0	
3	Boyfriend/girlfriend	0	
4	Family member	2	100.0%
5	Other non-family	0	
93	Prefer not to answe	0	
Sysmiss		4418	
Warning: these figures indicate the number of cases found in the data file. They cannot be interpreted as summary statistics of the population of interest.			
# ms_talked_to_who_93: If yes, to who?			
Information	[Type= discrete] [Format=numeric] [Range= 1-93] [Missing=*]		
Statistics [NW/ W]	[Valid=1 /-] [Invalid=4419 /-]		
Value	Label	Cases	Percentage
1	Friends	0	
2	Sexual partner	0	
3	Boyfriend/girlfriend	0	
4	Family member	0	
5	Other non-family	0	
93	Prefer not to answe	1	100.0%
Sysmiss		4419	
Warning: these figures indicate the number of cases found in the data file. They cannot be interpreted as summary statistics of the population of interest.			
# ms_gbv_report_it: Did watching Shuga make you more willing to: Report GBV?			
Information	[Type= discrete] [Format=numeric] [Range= 0-98] [Missing=*]		
Statistics [NW/ W]	[Valid=171 /-] [Invalid=4249 /-]		
Value	Label	Cases	Percentage
0	No, I have never had it	0	
1	Yes	129	75.4%
2	No	41	24.0%
3	Yes, but not sure about the exact age	0	
90	I am not sure	0	
93	Prefer not to answer	1	0.6%
95	Not had sex with this partner in the last 4 weeks	0	
97	N/A	0	
98	Don't know	0	
Sysmiss		4249	
Warning: these figures indicate the number of cases found in the data file. They cannot be interpreted as summary statistics of the population of interest.			
# ms_gbv_to_talk_about_it: Did watching Shuga make you more willing to: Talk about it?			
Information	[Type= discrete] [Format=numeric] [Range= 0-98] [Missing=*]		
Statistics [NW/ W]	[Valid=171 /-] [Invalid=4249 /-]		
Value	Label	Cases	Percentage
0	No, I have never had it	0	
1	Yes	141	82.5%
2	No	27	15.8%
3	Yes, but not sure about the exact age	0	
90	I am not sure	0	

# ms_gbv_to_talk_about_it: Did watching Shuga make you more willing to: Talk about it?			
Value	Label	Cases	Percentage
93	Prefer not to answer	3	<div><div></div></div> 1.8%
95	Not had sex with this partner in the last 4 weeks	0	
97	N/A	0	
98	Don't know	0	
Sysmiss		4249	
Warning: these figures indicate the number of cases found in the data file. They cannot be interpreted as summary statistics of the population of interest.			
# ms_gbv_refer_for_help: Did watching Shuga make you more willing to: Help refer affected people for help			
Information	[Type= discrete] [Format=numeric] [Range= 0-98] [Missing=*]		
Statistics [NW/ W]	[Valid=171 -/] [Invalid=4249 -/]		
Value	Label	Cases	Percentage
0	No, I have never had it	0	
1	Yes	133	<div><div></div></div> 77.8%
2	No	38	<div><div></div></div> 22.2%
3	Yes, but not sure about the exact age	0	
90	I am not sure	0	
93	Prefer not to answer	0	
95	Not had sex with this partner in the last 4 weeks	0	
97	N/A	0	
98	Don't know	0	
Sysmiss		4249	
Warning: these figures indicate the number of cases found in the data file. They cannot be interpreted as summary statistics of the population of interest.			
# ms_gbv_help_stop_it: Did watching Shuga make you more willing to: Help do something to stop it?			
Information	[Type= discrete] [Format=numeric] [Range= 0-98] [Missing=*]		
Statistics [NW/ W]	[Valid=171 -/] [Invalid=4249 -/]		
Value	Label	Cases	Percentage
0	No, I have never had it	0	
1	Yes	145	<div><div></div></div> 84.8%
2	No	25	<div><div></div></div> 14.6%
3	Yes, but not sure about the exact age	0	
90	I am not sure	0	
93	Prefer not to answer	1	<div><div></div></div> 0.6%
95	Not had sex with this partner in the last 4 weeks	0	
97	N/A	0	
98	Don't know	0	
Sysmiss		4249	
Warning: these figures indicate the number of cases found in the data file. They cannot be interpreted as summary statistics of the population of interest.			
# ms_gbv_involve_family: Did watching Shuga make you more willing to: Involve family?			
Information	[Type= discrete] [Format=numeric] [Range= 0-98] [Missing=*]		
Statistics [NW/ W]	[Valid=171 -/] [Invalid=4249 -/]		
Value	Label	Cases	Percentage
0	No, I have never had it	0	
1	Yes	130	<div><div></div></div> 76.0%
2	No	40	<div><div></div></div> 23.4%

# ms_gbv_involve_family: Did watching Shuga make you more willing to: Involve family?			
Value	Label	Cases	Percentage
3	Yes, but not sure about the exact age	0	
90	I am not sure	0	
93	Prefer not to answer	1	0.6%
95	Not had sex with this partner in the last 4 weeks	0	
97	N/A	0	
98	Don't know	0	
Sysmiss		4249	
Warning: these figures indicate the number of cases found in the data file. They cannot be interpreted as summary statistics of the population of interest.			
# ms_behav_ask_use_condom: Did watching Shuga make you more willing to: Ask your partner to use condom?			
Information		[Type= discrete] [Format=numeric] [Range= 0-98] [Missing=*]	
Statistics [NW/ W]		[Valid=171 /-] [Invalid=4249 /-]	
Value	Label	Cases	Percentage
0	No, I have never had it	0	
1	Yes	142	83.0%
2	No	25	14.6%
3	Yes, but not sure about the exact age	0	
90	I am not sure	0	
93	Prefer not to answer	4	2.3%
95	Not had sex with this partner in the last 4 weeks	0	
97	N/A	0	
98	Don't know	0	
Sysmiss		4249	
Warning: these figures indicate the number of cases found in the data file. They cannot be interpreted as summary statistics of the population of interest.			
# ms_behav_go_hiv_test: Did watching Shuga make you more willing to: Go for an HIV test?			
Information		[Type= discrete] [Format=numeric] [Range= 0-98] [Missing=*]	
Statistics [NW/ W]		[Valid=171 /-] [Invalid=4249 /-]	
Value	Label	Cases	Percentage
0	No, I have never had it	0	
1	Yes	149	87.1%
2	No	21	12.3%
3	Yes, but not sure about the exact age	0	
90	I am not sure	0	
93	Prefer not to answer	1	0.6%
95	Not had sex with this partner in the last 4 weeks	0	
97	N/A	0	
98	Don't know	0	
Sysmiss		4249	
Warning: these figures indicate the number of cases found in the data file. They cannot be interpreted as summary statistics of the population of interest.			
# ms_behav_help_pos_person: Did watching Shuga make you more willing to: Help someone who is HIV positive?			
Information		[Type= discrete] [Format=numeric] [Range= 0-98] [Missing=*]	
Statistics [NW/ W]		[Valid=171 /-] [Invalid=4249 /-]	
Value	Label	Cases	Percentage
0	No, I have never had it	0	

# ms_behav_help_pos_person: Did watching Shuga make you more willing to: Help someone who is HIV positive?			
Value	Label	Cases	Percentage
1	Yes	144	<div><div></div></div> 84.2%
2	No	22	<div><div></div></div> 12.9%
3	Yes, but not sure about the exact age	0	
90	I am not sure	0	
93	Prefer not to answer	5	<div><div></div></div> 2.9%
95	Not had sex with this partner in the last 4 weeks	0	
97	N/A	0	
98	Don't know	0	
Sysmiss		4249	
Warning: these figures indicate the number of cases found in the data file. They cannot be interpreted as summary statistics of the population of interest.			
# ms_intend_to_get_tested: After watching MTV Shuga did you feel like you needed to have an HIV test?			
Information	[Type= discrete] [Format=numeric] [Range= 0-98] [Missing=*]		
Statistics [NW/ W]	[Valid=171 /-] [Invalid=4249 /-]		
Value	Label	Cases	Percentage
0	No, I have never had it	0	
1	Yes	143	<div><div></div></div> 83.6%
2	No	26	<div><div></div></div> 15.2%
3	Yes, but not sure about the exact age	0	
90	I am not sure	0	
93	Prefer not to answer	2	<div><div></div></div> 1.2%
95	Not had sex with this partner in the last 4 weeks	0	
97	N/A	0	
98	Don't know	0	
Sysmiss		4249	
Warning: these figures indicate the number of cases found in the data file. They cannot be interpreted as summary statistics of the population of interest.			
# ms_intend_use_contracept: After watching MTV Shuga did you feel like you needed to start using contracepti			
Information	[Type= discrete] [Format=numeric] [Range= 0-98] [Missing=*]		
Statistics [NW/ W]	[Valid=171 /-] [Invalid=4249 /-]		
Value	Label	Cases	Percentage
0	No, I have never had it	0	
1	Yes	138	<div><div></div></div> 80.7%
2	No	26	<div><div></div></div> 15.2%
3	Yes, but not sure about the exact age	0	
90	I am not sure	0	
93	Prefer not to answer	7	<div><div></div></div> 4.1%
95	Not had sex with this partner in the last 4 weeks	0	
97	N/A	0	
98	Don't know	0	
Sysmiss		4249	
Warning: these figures indicate the number of cases found in the data file. They cannot be interpreted as summary statistics of the population of interest.			
# ms_intend_pract_safe_sex: After watching MTV Shuga did you feel like you needed to practise safer sex (Or			
Information	[Type= discrete] [Format=numeric] [Range= 0-98] [Missing=*]		
Statistics [NW/ W]	[Valid=171 /-] [Invalid=4249 /-]		

# ms_intend_pract_safe_sex: After watching MTV Shuga did you feel like you needed to practise safer sex (Or			
Value	Label	Cases	Percentage
0	No, I have never had it	0	
1	Yes	154	90.1%
2	No	14	8.2%
3	Yes, but not sure about the exact age	0	
90	I am not sure	0	
93	Prefer not to answer	3	1.8%
95	Not had sex with this partner in the last 4 weeks	0	
97	N/A	0	
98	Don't know	0	
Sysmiss		4249	
Warning: these figures indicate the number of cases found in the data file. They cannot be interpreted as summary statistics of the population of interest.			
# ms_intend_start_prep: After watching MTV Shuga did you feel like you needed to start using PreP?			
Information	[Type= discrete] [Format=numeric] [Range= 0-98] [Missing=*]		
Statistics [NW/ W]	[Valid=171 /-] [Invalid=4249 /-]		
Value	Label	Cases	Percentage
0	No, I have never had it	0	
1	Yes	92	53.8%
2	No	52	30.4%
3	Yes, but not sure about the exact age	0	
90	I am not sure	0	
93	Prefer not to answer	27	15.8%
95	Not had sex with this partner in the last 4 weeks	0	
97	N/A	0	
98	Don't know	0	
Sysmiss		4249	
Warning: these figures indicate the number of cases found in the data file. They cannot be interpreted as summary statistics of the population of interest.			
# ms_charid_had_fav_charac: Did you have any favorite character in MTV Shuga Down South?			
Information	[Type= discrete] [Format=numeric] [Range= 0-98] [Missing=*]		
Statistics [NW/ W]	[Valid=58 /-] [Invalid=4362 /-]		
Value	Label	Cases	Percentage
0	No, I have never had it	0	
1	Yes	33	56.9%
2	No	21	36.2%
3	Yes, but not sure about the exact age	0	
90	I am not sure	0	
93	Prefer not to answer	4	6.9%
95	Not had sex with this partner in the last 4 weeks	0	
97	N/A	0	
98	Don't know	0	
Sysmiss		4362	
Warning: these figures indicate the number of cases found in the data file. They cannot be interpreted as summary statistics of the population of interest.			
# ms_charid_had_rel_charac: Did you have a character that you related to?			
Information	[Type= discrete] [Format=numeric] [Range= 0-98] [Missing=*]		

# ms_charid_had_rel_charac: Did you have a character that you related to?			
Statistics [NW/ W]		[Valid=58 /-] [Invalid=4362 /-]	
Value	Label	Cases	Percentage
0	No, I have never had it	0	
1	Yes	16	<div></div> 27.6%
2	No	35	<div></div> 60.3%
3	Yes, but not sure about the exact age	0	
90	I am not sure	0	
93	Prefer not to answer	7	<div></div> 12.1%
95	Not had sex with this partner in the last 4 weeks	0	
97	N/A	0	
98	Don't know	0	
Sysmiss		4362	
Warning: these figures indicate the number of cases found in the data file. They cannot be interpreted as summary statistics of the population of interest.			
# ms_charid_your_rel_charac: Who was the character that you related to?			
Information		[Type= discrete] [Format=numeric] [Range= 1-96] [Missing=*]	
Statistics [NW/ W]		[Valid=16 /-] [Invalid=4404 /-]	
Value	Label	Cases	Percentage
1	Bongi	1	<div></div> 6.2%
2	Clint	0	
3	Coalstove	1	<div></div> 6.2%
4	Femi	0	
5	Ipeleng	2	<div></div> 12.5%
6	Khensani	1	<div></div> 6.2%
7	Leo	0	
8	Q	2	<div></div> 12.5%
9	Reggie	3	<div></div> 18.8%
10	Rakeem	1	<div></div> 6.2%
11	Sheila	0	
12	Sizwe	1	<div></div> 6.2%
13	Sol	1	<div></div> 6.2%
14	Storm	0	
15	Tsholofela	0	
16	Zamo	3	<div></div> 18.8%
96	Other specify	0	
Sysmiss		4404	
Warning: these figures indicate the number of cases found in the data file. They cannot be interpreted as summary statistics of the population of interest.			
# ms_charid_your_fav_oth: Please specify details on the other favorite character you had			
Information		[Type= discrete] [Format=character] [Missing=*]	
Statistics [NW/ W]		[Valid=0 /-] [Invalid=0 /-]	
# ms_socm_fav_media_platf: What is your favorite social media platform for messaging?			
Information		[Type= discrete] [Format=numeric] [Range= 1-96] [Missing=*]	
Statistics [NW/ W]		[Valid=3064 /-] [Invalid=1356 /-]	
Value	Label	Cases	Percentage
1	Facebook	1338	<div></div> 43.7%

ms_socm_fav_media_platf: What is your favorite social media platform for messaging?

Value	Label	Cases	Percentage
2	Instagram	20	<div><div></div></div> 0.7%
3	Snapchat	1	<div><div></div></div> 0.0%
4	Twitter	24	<div><div></div></div> 0.8%
5	You Tube	15	<div><div></div></div> 0.5%
6	What's App	831	<div><div></div></div> 27.1%
7	WeChat	9	<div><div></div></div> 0.3%
8	SMS	78	<div><div></div></div> 2.5%
9	I don't use anything	729	<div><div></div></div> 23.8%
96	Other specify	19	<div><div></div></div> 0.6%
Sysmiss		1356	

Warning: these figures indicate the number of cases found in the data file. They cannot be interpreted as summary statistics of the population of interest.

ms_socm_fav_media_oth: Please specify details on the other favorite media platform

Information	[Type= discrete] [Format=character] [Missing=*]
Statistics [NW/ W]	[Valid=19 /-] [Invalid=0 /-]

ms_socm_use_phone_for_1: What do you use your mobile phone for?

Information	[Type= discrete] [Format=numeric] [Range= 1-96] [Missing=*]
Statistics [NW/ W]	[Valid=2396 /-] [Invalid=2024 /-]

Value	Label	Cases	Percentage
1	Phone calls	2396	<div><div></div></div> 100.0%
2	SMS	0	
3	Taking pictures	0	
4	Watching movies	0	
5	Chat on Social media	0	
6	I don't have a phone	0	
7	Internet	0	
8	Playing games	0	
93	Prefer not to answer	0	
96	Other specify	0	
Sysmiss		2024	

Warning: these figures indicate the number of cases found in the data file. They cannot be interpreted as summary statistics of the population of interest.




ms_socm_use_phone_for_2: What do you use your mobile phone for?

Information	[Type= discrete] [Format=numeric] [Range= 1-96] [Missing=*]
Statistics [NW/ W]	[Valid=1324 /-] [Invalid=3096 /-]

Value	Label	Cases	Percentage
1	Phone calls	0	
2	SMS	1324	<div><div></div></div> 100.0%
3	Taking pictures	0	
4	Watching movies	0	
5	Chat on Social media	0	
6	I don't have a phone	0	
7	Internet	0	
8	Playing games	0	
93	Prefer not to answer	0	

# ms_socm_use_phone_for_2: What do you use your mobile phone for?			
Value	Label	Cases	Percentage
96	Other specify	0	
Sysmiss		3096	
Warning: these figures indicate the number of cases found in the data file. They cannot be interpreted as summary statistics of the population of interest.			
# ms_socm_use_phone_for_3: What do you use your mobile phone for?			
Information	[Type= discrete] [Format=numeric] [Range= 1-96] [Missing=*]		
Statistics [NW/ W]	[Valid=702 /-] [Invalid=3718 /-]		
Value	Label	Cases	Percentage
1	Phone calls	0	
2	SMS	0	
3	Taking pictures	702	100.0%
4	Watching movies	0	
5	Chat on Social media	0	
6	I don't have a phone	0	
7	Internet	0	
8	Playing games	0	
93	Prefer not to answer	0	
96	Other specify	0	
Sysmiss		3718	
Warning: these figures indicate the number of cases found in the data file. They cannot be interpreted as summary statistics of the population of interest.			
# ms_socm_use_phone_for_4: What do you use your mobile phone for?			
Information	[Type= discrete] [Format=numeric] [Range= 1-96] [Missing=*]		
Statistics [NW/ W]	[Valid=284 /-] [Invalid=4136 /-]		
Value	Label	Cases	Percentage
1	Phone calls	0	
2	SMS	0	
3	Taking pictures	0	
4	Watching movies	284	100.0%
5	Chat on Social media	0	
6	I don't have a phone	0	
7	Internet	0	
8	Playing games	0	
93	Prefer not to answer	0	
96	Other specify	0	
Sysmiss		4136	
Warning: these figures indicate the number of cases found in the data file. They cannot be interpreted as summary statistics of the population of interest.			
# ms_socm_use_phone_for_5: What do you use your mobile phone for?			
Information	[Type= discrete] [Format=numeric] [Range= 1-96] [Missing=*]		
Statistics [NW/ W]	[Valid=1619 /-] [Invalid=2801 /-]		
Value	Label	Cases	Percentage
1	Phone calls	0	
2	SMS	0	
3	Taking pictures	0	
4	Watching movies	0	

# ms_socm_use_phone_for_5: What do you use your mobile phone for?				
Value	Label	Cases	Percentage	
5	Chat on Social media	1619	<div><div></div></div> 100.0%	
6	I don't have a phone	0		
7	Internet	0		
8	Playing games	0		
93	Prefer not to answer	0		
96	Other specify	0		
Sysmiss		2801		
Warning: these figures indicate the number of cases found in the data file. They cannot be interpreted as summary statistics of the population of interest.				
# ms_socm_use_phone_for_6: What do you use your mobile phone for?				
Information		[Type= discrete] [Format=numeric] [Range= 1-96] [Missing=*]		
Statistics [NW/ W]		[Valid=398 -/] [Invalid=4022 -/]		
Value	Label	Cases	Percentage	
1	Phone calls	0	<div><div></div></div> 100.0%	
2	SMS	0		
3	Taking pictures	0		
4	Watching movies	0		
5	Chat on Social media	0		
6	I don't have a phone	398		
7	Internet	0		
8	Playing games	0		
93	Prefer not to answer	0		
96	Other specify	0		
Sysmiss		4022		
Warning: these figures indicate the number of cases found in the data file. They cannot be interpreted as summary statistics of the population of interest.				
# ms_socm_use_phone_for_7: What do you use your mobile phone for?				
Information		[Type= discrete] [Format=numeric] [Range= 1-96] [Missing=*]		
Statistics [NW/ W]		[Valid=703 -/] [Invalid=3717 -/]		
Value	Label	Cases	Percentage	
1	Phone calls	0	<div><div></div></div> 100.0%	
2	SMS	0		
3	Taking pictures	0		
4	Watching movies	0		
5	Chat on Social media	0		
6	I don't have a phone	0		
7	Internet	703		
8	Playing games	0		
93	Prefer not to answer	0		
96	Other specify	0		
Sysmiss		3717		
Warning: these figures indicate the number of cases found in the data file. They cannot be interpreted as summary statistics of the population of interest.				
# ms_socm_use_phone_for_8: What do you use your mobile phone for?				
Information		[Type= discrete] [Format=numeric] [Range= 1-96] [Missing=*]		
Statistics [NW/ W]		[Valid=440 -/] [Invalid=3980 -/]		

# ms_socm_use_phone_for_8: What do you use your mobile phone for?			
Value	Label	Cases	Percentage
1	Phone calls	0	 100.0%
2	SMS	0	
3	Taking pictures	0	
4	Watching movies	0	
5	Chat on Social media	0	
6	I don't have a phone	0	
7	Internet	0	
8	Playing games	440	
93	Prefer not to answer	0	
96	Other specify	0	
Sysmiss		3980	
Warning: these figures indicate the number of cases found in the data file. They cannot be interpreted as summary statistics of the population of interest.			
# ms_socm_use_phone_for_93: What do you use your mobile phone for?			
Information		[Type= discrete] [Format=numeric] [Range= 1-96] [Missing=*]	
Statistics [NW/ W]		[Valid=3 /-] [Invalid=4417 /-]	
Value	Label	Cases	Percentage
1	Phone calls	0	 100.0%
2	SMS	0	
3	Taking pictures	0	
4	Watching movies	0	
5	Chat on Social media	0	
6	I don't have a phone	0	
7	Internet	0	
8	Playing games	0	
93	Prefer not to answer	3	
96	Other specify	0	
Sysmiss		4417	
Warning: these figures indicate the number of cases found in the data file. They cannot be interpreted as summary statistics of the population of interest.			
# ms_socm_use_phone_for_96: What do you use your mobile phone for?			
Information		[Type= discrete] [Format=numeric] [Range= 1-96] [Missing=*]	
Statistics [NW/ W]		[Valid=27 /-] [Invalid=4393 /-]	
Value	Label	Cases	Percentage
1	Phone calls	0	 100.0%
2	SMS	0	
3	Taking pictures	0	
4	Watching movies	0	
5	Chat on Social media	0	
6	I don't have a phone	0	
7	Internet	0	
8	Playing games	0	
93	Prefer not to answer	0	
96	Other specify	27	
Sysmiss		4393	
Warning: these figures indicate the number of cases found in the data file. They cannot be interpreted as summary statistics of the population of interest.			

# ms_socm_use_phone_oth: Specify other uses of your mobile phone			
Information	[Type= discrete] [Format=character] [Missing=*]		
Statistics [NW/ W]	[Valid=28 /-] [Invalid=0 /-]		
# ms_know_hiv_prevent_1: Which method do you use/have you used to avoid getting HIV?			
Information	[Type= discrete] [Format=numeric] [Range= 1-96] [Missing=*]		
Statistics [NW/ W]	[Valid=2 /-] [Invalid=4418 /-]		
Value	Label	Cases	Percentage
1	PrEP	2	<div><div></div></div> 100.0%
2	Condoms	0	
3	PEP	0	
4	None	0	
5	Never had sex	0	
96	Other specify	0	
Sysmiss		4418	
Warning: these figures indicate the number of cases found in the data file. They cannot be interpreted as summary statistics of the population of interest.			
# ms_know_hiv_prevent_2: Which method do you use/have you used to avoid getting HIV?			
Information	[Type= discrete] [Format=numeric] [Range= 1-96] [Missing=*]		
Statistics [NW/ W]	[Valid=1694 /-] [Invalid=2726 /-]		
Value	Label	Cases	Percentage
1	PrEP	0	
2	Condoms	1694	<div><div></div></div> 100.0%
3	PEP	0	
4	None	0	
5	Never had sex	0	
96	Other specify	0	
Sysmiss		2726	
Warning: these figures indicate the number of cases found in the data file. They cannot be interpreted as summary statistics of the population of interest.			
# ms_know_hiv_prevent_3: Which method do you use/have you used to avoid getting HIV?			
Information	[Type= discrete] [Format=numeric] [Range= 1-96] [Missing=*]		
Statistics [NW/ W]	[Valid=1 /-] [Invalid=4419 /-]		
Value	Label	Cases	Percentage
1	PrEP	0	
2	Condoms	0	
3	PEP	1	<div><div></div></div> 100.0%
4	None	0	
5	Never had sex	0	
96	Other specify	0	
Sysmiss		4419	
Warning: these figures indicate the number of cases found in the data file. They cannot be interpreted as summary statistics of the population of interest.			
# ms_know_hiv_prevent_4: Which method do you use/have you used to avoid getting HIV?			
Information	[Type= discrete] [Format=numeric] [Range= 1-96] [Missing=*]		
Statistics [NW/ W]	[Valid=343 /-] [Invalid=4077 /-]		
Value	Label	Cases	Percentage
1	PrEP	0	

# ms_know_hiv_prevent_4: Which method do you use/have you used to avoid getting HIV?			
Value	Label	Cases	Percentage
2	Condoms	0	<div></div> 100.0%
3	PEP	0	
4	None	343	
5	Never had sex	0	
96	Other specify	0	
Sysmiss		4077	
Warning: these figures indicate the number of cases found in the data file. They cannot be interpreted as summary statistics of the population of interest.			
# ms_know_hiv_prevent_5: Which method do you use/have you used to avoid getting HIV?			
Information		[Type= discrete] [Format=numeric] [Range= 1-96] [Missing=*]	
Statistics [NW/ W]		[Valid=884 -/] [Invalid=3536 -/]	
Value	Label	Cases	Percentage
1	PrEP	0	<div></div> 100.0%
2	Condoms	0	
3	PEP	0	
4	None	0	
5	Never had sex	884	
96	Other specify	0	
Sysmiss		3536	
Warning: these figures indicate the number of cases found in the data file. They cannot be interpreted as summary statistics of the population of interest.			
# ms_know_hiv_prevent_96: Which method do you use/have you used to avoid getting HIV?			
Information		[Type= discrete] [Format=numeric] [Range= 1-96] [Missing=*]	
Statistics [NW/ W]		[Valid=16 -/] [Invalid=4404 -/]	
Value	Label	Cases	Percentage
1	PrEP	0	<div></div> 100.0%
2	Condoms	0	
3	PEP	0	
4	None	0	
5	Never had sex	0	
96	Other specify	16	
Sysmiss		4404	
Warning: these figures indicate the number of cases found in the data file. They cannot be interpreted as summary statistics of the population of interest.			
# ms_know_hiv_prevent_oth: Please specify details on the other method to avoid getting HIV			
Information		[Type= discrete] [Format=character] [Missing=*]	
Statistics [NW/ W]		[Valid=17 -/] [Invalid=0 -/]	
# ms_stigma_relat_hiv_pos: Would you be willing to be in a romantic relationship with someone who is HIV+?			
Information		[Type= discrete] [Format=numeric] [Range= 0-98] [Missing=*]	
Statistics [NW/ W]		[Valid=3064 -/] [Invalid=1356 -/]	
Value	Label	Cases	Percentage
0	No, I have never had it	0	<div></div> 24.6%
1	Yes	755	
2	No	1997	
3	Yes, but not sure about the exact age	0	<div></div> 65.2%

# ms_stigma_relatt_hiv_pos: Would you be willing to be in a romantic relationship with someone who is HIV+?			
Value	Label	Cases	Percentage
90	I am not sure	148	4.8%
93	Prefer not to answer	4	0.1%
95	Not had sex with this partner in the last 4 weeks	0	
97	N/A	0	
98	Don't know	160	5.2%
Sysmiss		1356	
Warning: these figures indicate the number of cases found in the data file. They cannot be interpreted as summary statistics of the population of interest.			
# ms_stigma_att_supp_group: Would you support a friend or romantic partner with HIV by going to an HIV suppo			
Information	[Type= discrete] [Format=numeric] [Range= 0-98] [Missing=*]		
Statistics [NW/ W]	[Valid=3064 /-] [Invalid=1356 /-]		
Value	Label	Cases	Percentage
0	No, I have never had it	0	
1	Yes	2819	92.0%
2	No	148	4.8%
3	Yes, but not sure about the exact age	0	
90	I am not sure	44	1.4%
93	Prefer not to answer	5	0.2%
95	Not had sex with this partner in the last 4 weeks	0	
97	N/A	0	
98	Don't know	48	1.6%
Sysmiss		1356	
Warning: these figures indicate the number of cases found in the data file. They cannot be interpreted as summary statistics of the population of interest.			
# ms_stigma_samesex_relatt: Do you think your community would judge negatively men and women in same-sex rel			
Information	[Type= discrete] [Format=numeric] [Range= 0-98] [Missing=*]		
Statistics [NW/ W]	[Valid=3064 /-] [Invalid=1356 /-]		
Value	Label	Cases	Percentage
0	No, I have never had it	0	
1	Yes	1679	54.8%
2	No	749	24.4%
3	Yes, but not sure about the exact age	0	
90	I am not sure	192	6.3%
93	Prefer not to answer	3	0.1%
95	Not had sex with this partner in the last 4 weeks	0	
97	N/A	0	
98	Don't know	441	14.4%
Sysmiss		1356	
Warning: these figures indicate the number of cases found in the data file. They cannot be interpreted as summary statistics of the population of interest.			

# hq_hiv_gettestwhere: Would you be able to get a HIV test if you wanted one?			
Information		[Type= discrete] [Format=numeric] [Range= 0-98] [Missing=*]	
Statistics [NW/ W]		[Valid=3062 /-] [Invalid=1358 /-]	
Value	Label	Cases	Percentage
0	No, I have never had it	0	
1	Yes	2980	<div></div> 97.3%
2	No	68	<div></div> 2.2%
3	Yes, but not sure about the exact age	0	
90	I am not sure	0	
93	Prefer not to answer	14	<div></div> 0.5%
95	Not had sex with this partner in the last 4 weeks	0	
97	N/A	0	
98	Don't know	0	
Sysmiss		1358	
Warning: these figures indicate the number of cases found in the data file. They cannot be interpreted as summary statistics of the population of interest.			
# hq_hiv_knwstatus: Do you think that it is important for people to know their status?			
Information		[Type= discrete] [Format=numeric] [Range= 0-98] [Missing=*]	
Statistics [NW/ W]		[Valid=3061 /-] [Invalid=1359 /-]	
Value	Label	Cases	Percentage
0	No, I have never had it	0	
1	Yes	2981	<div></div> 97.4%
2	No	73	<div></div> 2.4%
3	Yes, but not sure about the exact age	0	
90	I am not sure	0	
93	Prefer not to answer	7	<div></div> 0.2%
95	Not had sex with this partner in the last 4 weeks	0	
97	N/A	0	
98	Don't know	0	
Sysmiss		1359	
Warning: these figures indicate the number of cases found in the data file. They cannot be interpreted as summary statistics of the population of interest.			
# hq_hiv_impctestoth: Please specify detail on the other reason you think it is important to get teste			
Information		[Type= discrete] [Format=character] [Missing=*]	
Statistics [NW/ W]		[Valid=507 /-] [Invalid=0 /-]	
# hq_recv_hivresult: Have you ever received a test result for HIV?			
Information		[Type= discrete] [Format=numeric] [Range= 0-98] [Missing=*]	
Statistics [NW/ W]		[Valid=3061 /-] [Invalid=1359 /-]	
Value	Label	Cases	Percentage
0	No, I have never had it	0	
1	Yes	2608	<div></div> 85.2%
2	No	452	<div></div> 14.8%
3	Yes, but not sure about the exact age	0	
90	I am not sure	0	
93	Prefer not to answer	1	<div></div> 0.0%
95	Not had sex with this partner in the last 4 weeks	0	
97	N/A	0	

# hq_recv_hivresult: Have you ever received a test result for HIV?			
Value	Label	Cases	Percentage
98	Don't know	0	
Sysmiss		1359	
<i>Warning: these figures indicate the number of cases found in the data file. They cannot be interpreted as summary statistics of the population of interest.</i>			
# hq_hiv_impctest_1: Why is it important to be HIV tested?			
Information	[Type= discrete] [Format=numeric] [Range= 1-96] [Missing=*]		
Statistics [NW/ W]	[Valid=2336 /-] [Invalid=2084 /-]		
Value	Label	Cases	Percentage
1	To protect/take care of yourself	2336	<div><div></div></div> 100.0%
2	To protect your partner	0	
3	To protect unborn/future children	0	
4	To plan for the future	0	
96	Other, specify	0	
Sysmiss		2084	
<i>Warning: these figures indicate the number of cases found in the data file. They cannot be interpreted as summary statistics of the population of interest.</i>			
# hq_hiv_impctest_2: Why is it important to be HIV tested?			
Information	[Type= discrete] [Format=numeric] [Range= 1-96] [Missing=*]		
Statistics [NW/ W]	[Valid=670 /-] [Invalid=3750 /-]		
Value	Label	Cases	Percentage
1	To protect/take care of yourself	0	
2	To protect your partner	670	<div><div></div></div> 100.0%
3	To protect unborn/future children	0	
4	To plan for the future	0	
96	Other, specify	0	
Sysmiss		3750	
<i>Warning: these figures indicate the number of cases found in the data file. They cannot be interpreted as summary statistics of the population of interest.</i>			
# hq_hiv_impctest_3: Why is it important to be HIV tested?			
Information	[Type= discrete] [Format=numeric] [Range= 1-96] [Missing=*]		
Statistics [NW/ W]	[Valid=242 /-] [Invalid=4178 /-]		
Value	Label	Cases	Percentage
1	To protect/take care of yourself	0	
2	To protect your partner	0	
3	To protect unborn/future children	242	<div><div></div></div> 100.0%
4	To plan for the future	0	
96	Other, specify	0	
Sysmiss		4178	
<i>Warning: these figures indicate the number of cases found in the data file. They cannot be interpreted as summary statistics of the population of interest.</i>			
# hq_hiv_impctest_4: Why is it important to be HIV tested?			
Information	[Type= discrete] [Format=numeric] [Range= 1-96] [Missing=*]		
Statistics [NW/ W]	[Valid=781 /-] [Invalid=3639 /-]		
Value	Label	Cases	Percentage
1	To protect/take care of yourself	0	
2	To protect your partner	0	

# hq_hiv_impctest_4: Why is it important to be HIV tested?			
Value	Label	Cases	Percentage
3	To protect unborn/future children	0	
4	To plan for the future	781	<div></div> 100.0%
96	Other, specify	0	
Sysmiss		3639	
Warning: these figures indicate the number of cases found in the data file. They cannot be interpreted as summary statistics of the population of interest.			
# hq_hiv_impctest_96: Why is it important to be HIV tested?			
Information	[Type= discrete] [Format=numeric] [Range= 1-96] [Missing=*]		
Statistics [NW/ W]	[Valid=467 /-] [Invalid=3953 /-]		
Value	Label	Cases	Percentage
1	To protect/take care of yourself	0	
2	To protect your partner	0	
3	To protect unborn/future children	0	
4	To plan for the future	0	
96	Other, specify	467	<div></div> 100.0%
Sysmiss		3953	
Warning: these figures indicate the number of cases found in the data file. They cannot be interpreted as summary statistics of the population of interest.			
# hq_hiv_testwhere: Where did your last HIV test take place?			
Information	[Type= discrete] [Format=numeric] [Range= 1-96] [Missing=*]		
Statistics [NW/ W]	[Valid=2608 /-] [Invalid=1812 /-]		
Value	Label	Cases	Percentage
1	At a fixed health facility	1663	<div></div> 63.8%
2	At a mobile health facility	200	<div></div> 7.7%
3	At home	711	<div></div> 27.3%
96	Other, specify	34	<div></div> 1.3%
Sysmiss		1812	
Warning: these figures indicate the number of cases found in the data file. They cannot be interpreted as summary statistics of the population of interest.			
# hq_hiv_testwhereoth: Please specify detail on the other place where you were tested for HIV:			
Information	[Type= discrete] [Format=character] [Missing=*]		
Statistics [NW/ W]	[Valid=34 /-] [Invalid=0 /-]		
# hq_hiv_testoffered: Was the last HIV test offered, required or did you ask for the test?			
Information	[Type= discrete] [Format=numeric] [Range= 1-3] [Missing=*]		
Statistics [NW/ W]	[Valid=2608 /-] [Invalid=1812 /-]		
Value	Label	Cases	Percentage
1	It was offered	1057	<div></div> 40.5%
2	It was required	656	<div></div> 25.2%
3	I asked for a test	895	<div></div> 34.3%
Sysmiss		1812	
Warning: these figures indicate the number of cases found in the data file. They cannot be interpreted as summary statistics of the population of interest.			
# hq_hiv_testreas: What was the main reason for your last HIV test?			
Information	[Type= discrete] [Format=numeric] [Range= 1-96] [Missing=*]		
Statistics [NW/ W]	[Valid=2608 /-] [Invalid=1812 /-]		

# hq_hiv_testreas: What was the main reason for your last HIV test?			
Value	Label	Cases	Percentage
1	To protect/take care of yourself	1510	<div><div></div></div> 57.9%
2	To protect your partner	42	<div><div></div></div> 1.6%
3	To protect unborn/future children	109	<div><div></div></div> 4.2%
4	To plan for the future	169	<div><div></div></div> 6.5%
96	Other, specify	778	<div><div></div></div> 29.8%
Sysmiss		1812	
Warning: these figures indicate the number of cases found in the data file. They cannot be interpreted as summary statistics of the population of interest.			
# hq_hiv_testreasoth: Please specify detail on the other main reason for having your last HIV test:			
Information	[Type= discrete] [Format=character] [Missing=*]		
Statistics [NW/ W]	[Valid=778 /-]		
# hq_hiv_priorcounsel: Did you receive any counselling prior to your last HIV test?			
Information	[Type= discrete] [Format=numeric] [Range= 0-98] [Missing=*]		
Statistics [NW/ W]	[Valid=2608 /-] [Invalid=1812 /-]		
Value	Label	Cases	Percentage
0	No, I have never had it	0	
1	Yes	2416	<div><div></div></div> 92.6%
2	No	186	<div><div></div></div> 7.1%
3	Yes, but not sure about the exact age	0	
90	I am not sure	0	
93	Prefer not to answer	6	<div><div></div></div> 0.2%
95	Not had sex with this partner in the last 4 weeks	0	
97	N/A	0	
98	Don't know	0	
Sysmiss		1812	
Warning: these figures indicate the number of cases found in the data file. They cannot be interpreted as summary statistics of the population of interest.			
# hq_pos_hivresult: Have you ever had a positive HIV test result?			
Information	[Type= discrete] [Format=numeric] [Range= 0-98] [Missing=*]		
Statistics [NW/ W]	[Valid=2608 /-] [Invalid=1812 /-]		
Value	Label	Cases	Percentage
0	No, I have never had it	0	
1	Yes	317	<div><div></div></div> 12.2%
2	No	2279	<div><div></div></div> 87.4%
3	Yes, but not sure about the exact age	0	
90	I am not sure	0	
93	Prefer not to answer	12	<div><div></div></div> 0.5%
95	Not had sex with this partner in the last 4 weeks	0	
97	N/A	0	
98	Don't know	0	
Sysmiss		1812	
Warning: these figures indicate the number of cases found in the data file. They cannot be interpreted as summary statistics of the population of interest.			
# hq_firstposresult: When was your first positive test result?			
Information	[Type= discrete] [Format=numeric] [Range= 2-93] [Missing=*]		

# hq_firstposresult: When was your first positive test result?			
Statistics [NW/ W]		[Valid=317 /-] [Invalid=4103 /-]	
Value	Label	Cases	Percentage
2	More than 1 year ago	244	<div><div></div></div> 77.0%
3	Less than 1 year ago	72	<div><div></div></div> 22.7%
4	I have never feld I had a risk of being infected	0	
93	Prefer not to answer	1	<div><div></div></div> 0.3%
Sysmiss		4103	
Warning: these figures indicate the number of cases found in the data file. They cannot be interpreted as summary statistics of the population of interest.			
# hq_lastneghivresult: When was your last negative test result?			
Information		[Type= discrete] [Format=numeric] [Range= 2-93] [Missing=*]	
Statistics [NW/ W]		[Valid=2608 /-] [Invalid=1812 /-]	
Value	Label	Cases	Percentage
2	More than 1 year ago	1099	<div><div></div></div> 42.1%
3	Less than 1 year ago	1432	<div><div></div></div> 54.9%
4	I have never feld I had a risk of being infected	66	<div><div></div></div> 2.5%
93	Prefer not to answer	11	<div><div></div></div> 0.4%
Sysmiss		1812	
Warning: these figures indicate the number of cases found in the data file. They cannot be interpreted as summary statistics of the population of interest.			
# hq_refertreatm: Were you referred to HIV treatment services?			
Information		[Type= discrete] [Format=numeric] [Range= 0-98] [Missing=*]	
Statistics [NW/ W]		[Valid=317 /-] [Invalid=4103 /-]	
Value	Label	Cases	Percentage
0	No, I have never had it	0	
1	Yes	307	<div><div></div></div> 96.8%
2	No	9	<div><div></div></div> 2.8%
3	Yes, but not sure about the exact age	0	
90	I am not sure	0	
93	Prefer not to answer	1	<div><div></div></div> 0.3%
95	Not had sex with this partner in the last 4 weeks	0	
97	N/A	0	
98	Don't know	0	
Sysmiss		4103	
Warning: these figures indicate the number of cases found in the data file. They cannot be interpreted as summary statistics of the population of interest.			
# hq_prev_arttreat: Have you ever taken ART for your own health?			
Information		[Type= discrete] [Format=numeric] [Range= 0-98] [Missing=*]	
Statistics [NW/ W]		[Valid=317 /-] [Invalid=4103 /-]	
Value	Label	Cases	Percentage
0	No, I have never had it	0	
1	Yes	274	<div><div></div></div> 86.4%
2	No	42	<div><div></div></div> 13.2%
3	Yes, but not sure about the exact age	0	
90	I am not sure	0	
93	Prefer not to answer	1	<div><div></div></div> 0.3%
95	Not had sex with this partner in the last 4 weeks	0	

# hq_prev_arttreat: Have you ever taken ART for your own health?			
Value	Label	Cases	Percentage
97	N/A	0	
98	Don't know	0	
Sysmiss		4103	
Warning: these figures indicate the number of cases found in the data file. They cannot be interpreted as summary statistics of the population of interest.			
# hq_art_takenmtct: Have you ever taken ART to prevent Mother To Child Transmission (MTCT)?			
Information	[Type= discrete] [Format=numeric] [Range= 0-98] [Missing=*]		
Statistics [NW/ W]	[Valid=172 /-] [Invalid=4248 /-]		
Value	Label	Cases	Percentage
0	No, I have never had it	0	
1	Yes	106	61.6%
2	No	65	37.8%
3	Yes, but not sure about the exact age	0	
90	I am not sure	0	
93	Prefer not to answer	1	0.6%
95	Not had sex with this partner in the last 4 weeks	0	
97	N/A	0	
98	Don't know	0	
Sysmiss		4248	
Warning: these figures indicate the number of cases found in the data file. They cannot be interpreted as summary statistics of the population of interest.			
# hq_start_arttreat: When did you first start ART?			
Information	[Type= discrete] [Format=numeric] [Range= 2-93] [Missing=*]		
Statistics [NW/ W]	[Valid=274 /-] [Invalid=4146 /-]		
Value	Label	Cases	Percentage
2	More than 1 year ago	216	78.8%
3	Less than 1 year ago	58	21.2%
4	I have never feld I had a risk of being infected	0	
93	Prefer not to answer	0	
Sysmiss		4146	
Warning: these figures indicate the number of cases found in the data file. They cannot be interpreted as summary statistics of the population of interest.			
# hq_curr_arttreat: Are you currently receiving ART?			
Information	[Type= discrete] [Format=numeric] [Range= 0-98] [Missing=*]		
Statistics [NW/ W]	[Valid=317 /-] [Invalid=4103 /-]		
Value	Label	Cases	Percentage
0	No, I have never had it	0	
1	Yes	290	91.5%
2	No	26	8.2%
3	Yes, but not sure about the exact age	0	
90	I am not sure	0	
93	Prefer not to answer	1	0.3%
95	Not had sex with this partner in the last 4 weeks	0	
97	N/A	0	
98	Don't know	0	
Sysmiss		4103	

# hq_curr_arttreat: Are you currently receiving ART?			
Warning: these figures indicate the number of cases found in the data file. They cannot be interpreted as summary statistics of the population of interest.			
# hq_art_takenstop: Have you ever had to stop ART?			
Information		[Type= discrete] [Format=numeric] [Range= 0-98] [Missing=*]	
Statistics [NW/ W]		[Valid=274 /-] [Invalid=4146 /-]	
Value	Label	Cases	Percentage
0	No, I have never had it	0	
1	Yes	24	<div><div></div></div> 8.8%
2	No	250	<div><div></div></div> 91.2%
3	Yes, but not sure about the exact age	0	
90	I am not sure	0	
93	Prefer not to answer	0	
95	Not had sex with this partner in the last 4 weeks	0	
97	N/A	0	
98	Don't know	0	
Sysmiss		4146	
Warning: these figures indicate the number of cases found in the data file. They cannot be interpreted as summary statistics of the population of interest.			
# hq_art_reastakenstop: Please provide the reason for stopping ART:			
Information		[Type= discrete] [Format=character] [Missing=*]	
Statistics [NW/ W]		[Valid=24 /-]	
# hq_recvfrom_arttreat: Where do you currently receive your ART from?			
Information		[Type= discrete] [Format=numeric] [Range= 1-93] [Missing=*]	
Statistics [NW/ W]		[Valid=290 /-] [Invalid=4130 /-]	
Value	Label	Cases	Percentage
1	Clinic	288	<div><div></div></div> 99.3%
2	Mobile clinic	0	
3	Treatment Collection Centre	0	
4	Independent physician	1	<div><div></div></div> 0.3%
5	Independent organization	0	
6	Outside the study area / Outside of PIPSA	0	
93	Prefer not to answer	1	<div><div></div></div> 0.3%
Sysmiss		4130	
Warning: these figures indicate the number of cases found in the data file. They cannot be interpreted as summary statistics of the population of interest.			
# hq_art_exttimetake: How often do you take your ART drugs at the exact time prescribed by your doctor			
Information		[Type= discrete] [Format=numeric] [Range= 1-3] [Missing=*]	
Statistics [NW/ W]		[Valid=290 /-] [Invalid=4130 /-]	
Value	Label	Cases	Percentage
1	Often	220	<div><div></div></div> 75.9%
2	Sometimes	12	<div><div></div></div> 4.1%
3	Always	58	<div><div></div></div> 20.0%
Sysmiss		4130	
Warning: these figures indicate the number of cases found in the data file. They cannot be interpreted as summary statistics of the population of interest.			
# hq_heardof_art: If HIV negative or status not known: Have you ever heard of ART ?			
Information		[Type= discrete] [Format=numeric] [Range= 0-98] [Missing=*]	

# hq_heardof_art: If HIV negative or status not known: Have you ever heard of ART ?			
Statistics [NW/ W]		[Valid=2281 /-] [Invalid=2139 /-]	
Value	Label	Cases	Percentage
0	No, I have never had it	0	
1	Yes	2183	<div><div></div></div> 95.7%
2	No	87	<div><div></div></div> 3.8%
3	Yes, but not sure about the exact age	0	
90	I am not sure	0	
93	Prefer not to answer	5	<div><div></div></div> 0.2%
95	Not had sex with this partner in the last 4 weeks	0	
97	N/A	0	
98	Don't know	6	<div><div></div></div> 0.3%
Sysmiss		2139	
Warning: these figures indicate the number of cases found in the data file. They cannot be interpreted as summary statistics of the population of interest.			
# hq_art_imphealth: Do you think that ART improves health?			
Information		[Type= discrete] [Format=numeric] [Range= 0-98] [Missing=*]	
Statistics [NW/ W]		[Valid=3061 /-] [Invalid=1359 /-]	
Value	Label	Cases	Percentage
0	No, I have never had it	0	
1	Yes	2850	<div><div></div></div> 93.1%
2	No	55	<div><div></div></div> 1.8%
3	Yes, but not sure about the exact age	0	
90	I am not sure	0	
93	Prefer not to answer	12	<div><div></div></div> 0.4%
95	Not had sex with this partner in the last 4 weeks	0	
97	N/A	0	
98	Don't know	144	<div><div></div></div> 4.7%
Sysmiss		1359	
Warning: these figures indicate the number of cases found in the data file. They cannot be interpreted as summary statistics of the population of interest.			
# hq_art_knw_whereget: Do you know places where to get ART?			
Information		[Type= discrete] [Format=numeric] [Range= 0-98] [Missing=*]	
Statistics [NW/ W]		[Valid=3061 /-] [Invalid=1359 /-]	
Value	Label	Cases	Percentage
0	No, I have never had it	0	
1	Yes	2781	<div><div></div></div> 90.9%
2	No	174	<div><div></div></div> 5.7%
3	Yes, but not sure about the exact age	0	
90	I am not sure	0	
93	Prefer not to answer	2	<div><div></div></div> 0.1%
95	Not had sex with this partner in the last 4 weeks	0	
97	N/A	0	
98	Don't know	104	<div><div></div></div> 3.4%
Sysmiss		1359	
Warning: these figures indicate the number of cases found in the data file. They cannot be interpreted as summary statistics of the population of interest.			

# hq_pep_heardof: Have you ever heard of drugs that can be taken to prevent HIV infection after po			
Information	[Type= discrete] [Format=numeric] [Range= 0-98] [Missing=*]		
Statistics [NW/ W]	[Valid=3062 /-] [Invalid=1358 /-]		
Value	Label	Cases	Percentage
0	No, I have never had it	0	
1	Yes	259	<div><div></div></div> 8.5%
2	No	2802	<div><div></div></div> 91.5%
3	Yes, but not sure about the exact age	0	
90	I am not sure	0	
93	Prefer not to answer	1	<div><div></div></div> 0.0%
95	Not had sex with this partner in the last 4 weeks	0	
97	N/A	0	
98	Don't know	0	
Sysmiss		1358	
<i>Warning: these figures indicate the number of cases found in the data file. They cannot be interpreted as summary statistics of the population of interest.</i>			
# hq_pep_knowplaces: Do you know where such services are offered?			
Information	[Type= discrete] [Format=numeric] [Range= 0-98] [Missing=*]		
Statistics [NW/ W]	[Valid=259 /-] [Invalid=4161 /-]		
Value	Label	Cases	Percentage
0	No, I have never had it	0	
1	Yes	207	<div><div></div></div> 79.9%
2	No	52	<div><div></div></div> 20.1%
3	Yes, but not sure about the exact age	0	
90	I am not sure	0	
93	Prefer not to answer	0	
95	Not had sex with this partner in the last 4 weeks	0	
97	N/A	0	
98	Don't know	0	
Sysmiss		4161	
<i>Warning: these figures indicate the number of cases found in the data file. They cannot be interpreted as summary statistics of the population of interest.</i>			
# hq_pep_taken: Have you ever taken PEP?			
Information	[Type= discrete] [Format=numeric] [Range= 0-98] [Missing=*]		
Statistics [NW/ W]	[Valid=259 /-] [Invalid=4161 /-]		
Value	Label	Cases	Percentage
0	No, I have never had it	0	
1	Yes	6	<div><div></div></div> 2.3%
2	No	253	<div><div></div></div> 97.7%
3	Yes, but not sure about the exact age	0	
90	I am not sure	0	
93	Prefer not to answer	0	
95	Not had sex with this partner in the last 4 weeks	0	
97	N/A	0	
98	Don't know	0	
Sysmiss		4161	
<i>Warning: these figures indicate the number of cases found in the data file. They cannot be interpreted as summary statistics of the population of interest.</i>			

# hq_pep_lasttaken: How long ago did you last take PEP?			
Information	[Type= discrete] [Format=character] [Missing=*]		
Statistics [NW/ W]	[Valid=6 -/] [Invalid=0 -/]		
# hq_pep_lasttakenunit: Is value in:			
Information	[Type= discrete] [Format=numeric] [Range= 1-4] [Missing=*]		
Statistics [NW/ W]	[Valid=6 -/] [Invalid=4414 -/]		
Value	Label	Cases	Percentage
1	Days	0	
2	Weeks	0	
3	Months	2	<div><div></div></div> 33.3%
4	Years	4	<div><div></div></div> 66.7%
Sysmiss		4414	
Warning: these figures indicate the number of cases found in the data file. They cannot be interpreted as summary statistics of the population of interest.			
# hq_pep_takenwhy: Why did you take PEP?			
Information	[Type= discrete] [Format=character] [Missing=*]		
Statistics [NW/ W]	[Valid=6 -/] [Invalid=0 -/]		
# hq_pep_getwhere: Where did you receive PEP from?			
Information	[Type= discrete] [Format=numeric] [Range= 1-93] [Missing=*]		
Statistics [NW/ W]	[Valid=6 -/] [Invalid=4414 -/]		
Value	Label	Cases	Percentage
1	Clinic	4	<div><div></div></div> 66.7%
2	Mobile clinic	0	
3	Treatment Collection Centre	0	
4	Independent physician	1	<div><div></div></div> 16.7%
5	Independent organization	0	
6	Outside the study area / Outside of PIPSA	0	
93	Prefer not to answer	1	<div><div></div></div> 16.7%
Sysmiss		4414	
Warning: these figures indicate the number of cases found in the data file. They cannot be interpreted as summary statistics of the population of interest.			
# hq_prep_knowof: Have you ever heard of PrEP? (These are tablets that people who do not have HIV			
Information	[Type= discrete] [Format=numeric] [Range= 0-98] [Missing=*]		
Statistics [NW/ W]	[Valid=3062 -/] [Invalid=1358 -/]		
Value	Label	Cases	Percentage
0	No, I have never had it	0	
1	Yes	176	<div><div></div></div> 5.7%
2	No	2885	<div><div></div></div> 94.2%
3	Yes, but not sure about the exact age	0	
90	I am not sure	0	
93	Prefer not to answer	1	<div><div></div></div> 0.0%
95	Not had sex with this partner in the last 4 weeks	0	
97	N/A	0	
98	Don't know	0	
Sysmiss		1358	
Warning: these figures indicate the number of cases found in the data file. They cannot be interpreted as summary statistics of the population of interest.			

# hq_prep_heardwhere: Where did you hear about PrEP?			
Information		[Type= discrete] [Format=character] [Missing=*]	
Statistics [NW/ W]		[Valid=176 /-] [Invalid=0 /-]	
# hq_prep_offered: Have you ever been offered PrEP?			
Information		[Type= discrete] [Format=numeric] [Range= 0-98] [Missing=*]	
Statistics [NW/ W]		[Valid=176 /-] [Invalid=4244 /-]	
Value	Label	Cases	Percentage
0	No, I have never had it	0	<div><div></div></div> 0.6% <div><div></div></div> 99.4%
1	Yes	1	
2	No	175	
3	Yes, but not sure about the exact age	0	
90	I am not sure	0	
93	Prefer not to answer	0	
95	Not had sex with this partner in the last 4 weeks	0	
97	N/A	0	
98	Don't know	0	
Sysmiss		4244	
Warning: these figures indicate the number of cases found in the data file. They cannot be interpreted as summary statistics of the population of interest.			
# hq_prep_taken12mths: Did you use/ participate in the service in the past 12 months?			
Information		[Type= discrete] [Format=numeric] [Range= 0-98] [Missing=*]	
Statistics [NW/ W]		[Valid=1 /-] [Invalid=4419 /-]	
Value	Label	Cases	Percentage
0	No, I have never had it	0	<div><div></div></div> 100.0%
1	Yes	1	
2	No	0	
3	Yes, but not sure about the exact age	0	
90	I am not sure	0	
93	Prefer not to answer	0	
95	Not had sex with this partner in the last 4 weeks	0	
97	N/A	0	
98	Don't know	0	
Sysmiss		4419	
Warning: these figures indicate the number of cases found in the data file. They cannot be interpreted as summary statistics of the population of interest.			
# hq_prep_takenfromdreams: When you used the service in the last 12 months, was it a 'DREAMS' program?			
Information		[Type= discrete] [Format=numeric] [Range= 0-98] [Missing=*]	
Statistics [NW/ W]		[Valid=1 /-] [Invalid=4419 /-]	
Value	Label	Cases	Percentage
0	No, I have never had it	0	<div><div></div></div> 100.0%
1	Yes	1	
2	No	0	
3	Yes, but not sure about the exact age	0	
90	I am not sure	0	
93	Prefer not to answer	0	
95	Not had sex with this partner in the last 4 weeks	0	
97	N/A	0	

# hq_prep_takenfromdreams: When you used the service in the last 12 months, was it a 'DREAMS' program?				
Value	Label	Cases	Percentage	
98	Don't know	0		
Sysmiss		4419		
Warning: these figures indicate the number of cases found in the data file. They cannot be interpreted as summary statistics of the population of interest.				
# hq_prep_currtaken: Are you currently taking PrEP to prevent HIV?				
Information	[Type= discrete] [Format=numeric] [Range= 0-98] [Missing=*]			
Statistics [NW/ W]	[Valid=1 /-] [Invalid=4419 /-]			
Value	Label	Cases	Percentage	
0	No, I have never had it	0	<div><div></div><div>100.0%</div></div>	
1	Yes	0		
2	No	1		
3	Yes, but not sure about the exact age	0		
90	I am not sure	0		
93	Prefer not to answer	0		
95	Not had sex with this partner in the last 4 weeks	0		
97	N/A	0		
98	Don't know	0		
Sysmiss		4419		
Warning: these figures indicate the number of cases found in the data file. They cannot be interpreted as summary statistics of the population of interest.				
# hq_prep_reasnottaken: Why did you decide not to take PrEP?				
Information	[Type= discrete] [Format=numeric] [Range= 1-96] [Missing=*]			
Statistics [NW/ W]	[Valid=0 /-] [Invalid=4420 /-]			
Value	Label	Cases	Percentage	
1	I do not feel that I need it	0		
2	I am worried about its side effects or safety	0		
3	It is inconvenient to go through the process at the	0		
93	Prefer not to answer	0		
96	Other, specify	0		
Sysmiss		4420		
Warning: these figures indicate the number of cases found in the data file. They cannot be interpreted as summary statistics of the population of interest.				
# hq_prep_reasnototh: Please specify detail on the other reason why you did not take PrEP				
Information	[Type= discrete] [Format=character] [Missing=*]			
Statistics [NW/ W]	[Valid=0 /-] [Invalid=0 /-]			
# hq_prep_getwhere: Where are you receiving PrEP? Please tell us the name of the clinic/organisation				
Information	[Type= discrete] [Format=numeric] [Range= 1-996] [Missing=*]			
Statistics [NW/ W]	[Valid=0 /-] [Invalid=4420 /-]			
Value	Label	Cases	Percentage	
1	Esiyembeni	0		
2	Gunjaneni	0		
3	Kwamsane	0		
4	Machibini	0		
5	Madwaleni	0		
6	Mpukunyoni	0		

# hq_prep_getwhere: Where are you receiving PrEP? Please tell us the name of the clinic/organisation				
Value	Label	Cases	Percentage	
7	Mtubatuba	0		
8	Nkundusi	0		
9	Ntondweni	0		
10	Somkhele	0		
11	Another place outside of the surveillance area	0		
12	Doctor	0		
13	Pharmacy	0		
14	Africa Centre / AHRI	0		
15	FHI 360	0		
16	Humana People to People South Africa (HPPSA)	0		
17	Hope International	0		
18	NACOSA	0		
19	EDI	0		
20	Ezibayeni	0		
21	Unyezi	0		
22	Isikondlakondla	0		
23	MatCH	0		
24	FPD	0		
25	AFSA	0		
26	TB/HIV Care Association	0		
27	School/DOE	0		
96	Another place within the surveillance area	0		
996	other organization	0		
Sysmiss		4420		
Warning: these figures indicate the number of cases found in the data file. They cannot be interpreted as summary statistics of the population of interest.				
# hq_prep_getwhereoth_in: Please specify details of the place you receive PrEP				
Information	[Type= discrete] [Format=character] [Missing=*]			
Statistics [NW/ W]	[Valid=0 /-] [Invalid=0 /-]			
# hq_prep_getwhereoth_out: Please specify details of the place you receive PrEP				
Information	[Type= discrete] [Format=character] [Missing=*]			
Statistics [NW/ W]	[Valid=0 /-] [Invalid=0 /-]			
# hq_prep_getwhereoth_org: Please specify details of the other organization				
Information	[Type= discrete] [Format=character] [Missing=*]			
Statistics [NW/ W]	[Valid=0 /-] [Invalid=0 /-]			
# hq_prep_takendaily: Do you take PrEP every day?				
Information	[Type= discrete] [Format=numeric] [Range= 0-98] [Missing=*]			
Statistics [NW/ W]	[Valid=0 /-] [Invalid=4420 /-]			
Value	Label	Cases	Percentage	
0	No, I have never had it	0		
1	Yes	0		
2	No	0		
3	Yes, but not sure about the exact age	0		
90	I am not sure	0		

hq_prep_takendaily: Do you take PrEP every day?

Value	Label	Cases	Percentage
93	Prefer not to answer	0	
95	Not had sex with this partner in the last 4 weeks	0	
97	N/A	0	
98	Don't know	0	
Sysmiss		4420	

Warning: these figures indicate the number of cases found in the data file. They cannot be interpreted as summary statistics of the population of interest.

# hq_prep_taketime: When you take your PrEP do you usually take it at the same time?			
Information		[Type= discrete] [Format=numeric] [Range= 0-98] [Missing=*]	
Statistics [NW/ W]		[Valid=0 /-] [Invalid=4420 /-]	
Value	Label	Cases	Percentage
0	No, I have never had it	0	
1	Yes	0	
2	No	0	
3	Yes, but not sure about the exact age	0	
90	I am not sure	0	
93	Prefer not to answer	0	
95	Not had sex with this partner in the last 4 weeks	0	
97	N/A	0	
98	Don't know	0	
Sysmiss		4420	
Warning: these figures indicate the number of cases found in the data file. They cannot be interpreted as summary statistics of the population of interest.			
# hq_prep_takenstrug: Are you struggling to take you PrEP drugs as advised by the doctor because (plea			
Information		[Type= discrete] [Format=numeric] [Range= 2-96] [Missing=*]	
Statistics [NW/ W]		[Valid=0 /-] [Invalid=4420 /-]	
Value	Label	Cases	Percentage
2	No, I take my tablets as instructed	0	
3	I forget to take my pills	0	
4	I do not always have food to take with the pills	0	
5	Other people might see me take them	0	
6	I sometimes do not have transport to collect my pills on time	0	
7	I get side effects from the pills	0	
8	I am away from home	0	
93	Prefer not to answer	0	
96	Other, specify	0	
Sysmiss		4420	
Warning: these figures indicate the number of cases found in the data file. They cannot be interpreted as summary statistics of the population of interest.			
# hq_prep_takenstrugpoth: Please specify other reason for not taking your PrEP as described:			
Information		[Type= discrete] [Format=character] [Missing=*]	
Statistics [NW/ W]		[Valid=0 /-] [Invalid=0 /-]	
# hq_prep_takensupp: Have you been supported by [name of intervention/NGO etc] to take your PrEP dru			
Information		[Type= discrete] [Format=numeric] [Range= 0-98] [Missing=*]	
Statistics [NW/ W]		[Valid=0 /-] [Invalid=4420 /-]	
Value	Label	Cases	Percentage
0	No, I have never had it	0	
1	Yes	0	
2	No	0	
3	Yes, but not sure about the exact age	0	
90	I am not sure	0	
93	Prefer not to answer	0	
95	Not had sex with this partner in the last 4 weeks	0	
97	N/A	0	

# hq_prep_takessupp: Have you been supported by [name of intervention/NGO etc] to take your PrEP dru			
Value	Label	Cases	Percentage
98	Don't know	0	
Sysmiss		4420	
Warning: these figures indicate the number of cases found in the data file. They cannot be interpreted as summary statistics of the population of interest.			
# hq_prep_freq_med_take: In general, are you the type of person who would rather:			
Information	[Type= discrete] [Format=numeric] [Range= 1-3] [Missing=*]		
Statistics [NW/ W]	[Valid=3062 /-] [Invalid=1358 /-]		
Value	Label	Cases	Percentage
1	Take a pill every single day at home	751	<div><div></div></div> 24.5%
2	Take a pill 2-3 times per week at home	278	<div><div></div></div> 9.1%
3	Receive an injection every 2 months at a clinic	2033	<div><div></div></div> 66.4%
Sysmiss		1358	
Warning: these figures indicate the number of cases found in the data file. They cannot be interpreted as summary statistics of the population of interest.			
# hq_imprt_feats_1: Which features of an injectable medicine to prevent HIV are important to you			
Information	[Type= discrete] [Format=numeric] [Range= 1-3] [Missing=*]		
Statistics [NW/ W]	[Valid=3061 /-] [Invalid=1359 /-]		
Value	Label	Cases	Percentage
1	Not important	43	<div><div></div></div> 1.4%
2	A little important	56	<div><div></div></div> 1.8%
3	Very important	2962	<div><div></div></div> 96.8%
Sysmiss		1359	
Warning: these figures indicate the number of cases found in the data file. They cannot be interpreted as summary statistics of the population of interest.			
# hq_imprt_feats_2: Which features of an injectable medicine to prevent HIV are important to you			
Information	[Type= discrete] [Format=numeric] [Range= 1-3] [Missing=*]		
Statistics [NW/ W]	[Valid=3061 /-] [Invalid=1359 /-]		
Value	Label	Cases	Percentage
1	Not important	277	<div><div></div></div> 9.0%
2	A little important	354	<div><div></div></div> 11.6%
3	Very important	2430	<div><div></div></div> 79.4%
Sysmiss		1359	
Warning: these figures indicate the number of cases found in the data file. They cannot be interpreted as summary statistics of the population of interest.			
# hq_imprt_feats_3: Which features of an injectable medicine to prevent HIV are important to you			
Information	[Type= discrete] [Format=numeric] [Range= 1-3] [Missing=*]		
Statistics [NW/ W]	[Valid=3061 /-] [Invalid=1359 /-]		
Value	Label	Cases	Percentage
1	Not important	117	<div><div></div></div> 3.8%
2	A little important	204	<div><div></div></div> 6.7%
3	Very important	2740	<div><div></div></div> 89.5%
Sysmiss		1359	
Warning: these figures indicate the number of cases found in the data file. They cannot be interpreted as summary statistics of the population of interest.			
# hq_imprt_feats_4: Which features of an injectable medicine to prevent HIV are important to you			
Information	[Type= discrete] [Format=numeric] [Range= 1-3] [Missing=*]		
Statistics [NW/ W]	[Valid=3061 /-] [Invalid=1359 /-]		

# hq_imprt_feats_4: Which features of an injectable medicine to prevent HIV are important to you			
Value	Label	Cases	Percentage
1	Not important	138	<div><div></div></div> 4.5%
2	A little important	292	<div><div></div></div> 9.5%
3	Very important	2631	<div><div></div></div> 86.0%
Sysmiss		1359	
Warning: these figures indicate the number of cases found in the data file. They cannot be interpreted as summary statistics of the population of interest.			
# hq_imprt_feats_5: Which features of an injectable medicine to prevent HIV are important to you			
Information	[Type= discrete] [Format=numeric] [Range= 1-3] [Missing=*]		
Statistics [NW/ W]	[Valid=3061 /-] [Invalid=1359 /-]		
Value	Label	Cases	Percentage
1	Not important	132	<div><div></div></div> 4.3%
2	A little important	252	<div><div></div></div> 8.2%
3	Very important	2677	<div><div></div></div> 87.5%
Sysmiss		1359	
Warning: these figures indicate the number of cases found in the data file. They cannot be interpreted as summary statistics of the population of interest.			
# hq_imprt_feats_6: Which features of an injectable medicine to prevent HIV are important to you			
Information	[Type= discrete] [Format=numeric] [Range= 1-3] [Missing=*]		
Statistics [NW/ W]	[Valid=3061 /-] [Invalid=1359 /-]		
Value	Label	Cases	Percentage
1	Not important	927	<div><div></div></div> 30.3%
2	A little important	410	<div><div></div></div> 13.4%
3	Very important	1724	<div><div></div></div> 56.3%
Sysmiss		1359	
Warning: these figures indicate the number of cases found in the data file. They cannot be interpreted as summary statistics of the population of interest.			
# hq_imprt_feats_7: Which features of an injectable medicine to prevent HIV are important to you			
Information	[Type= discrete] [Format=numeric] [Range= 1-3] [Missing=*]		
Statistics [NW/ W]	[Valid=3061 /-] [Invalid=1359 /-]		
Value	Label	Cases	Percentage
1	Not important	116	<div><div></div></div> 3.8%
2	A little important	215	<div><div></div></div> 7.0%
3	Very important	2730	<div><div></div></div> 89.2%
Sysmiss		1359	
Warning: these figures indicate the number of cases found in the data file. They cannot be interpreted as summary statistics of the population of interest.			
# hq_imprt_feats_8: Which features of an injectable medicine to prevent HIV are important to you			
Information	[Type= discrete] [Format=numeric] [Range= 1-3] [Missing=*]		
Statistics [NW/ W]	[Valid=3061 /-] [Invalid=1359 /-]		
Value	Label	Cases	Percentage
1	Not important	1471	<div><div></div></div> 48.1%
2	A little important	430	<div><div></div></div> 14.0%
3	Very important	1160	<div><div></div></div> 37.9%
Sysmiss		1359	
Warning: these figures indicate the number of cases found in the data file. They cannot be interpreted as summary statistics of the population of interest.			

# hq_eversmoke: In your whole life up to now, have you ever smoked a cigarette?			
Information		[Type= discrete] [Format=numeric] [Range= 0-98] [Missing=*]	
Statistics [NW/ W]		[Valid=3062 /-] [Invalid=1358 /-]	
Value	Label	Cases	Percentage
0	No, I have never had it	0	
1	Yes	626	<div><div></div></div> 20.4%
2	No	2433	<div><div></div></div> 79.5%
3	Yes, but not sure about the exact age	0	
90	I am not sure	0	
93	Prefer not to answer	3	0.1%
95	Not had sex with this partner in the last 4 weeks	0	
97	N/A	0	
98	Don't know	0	
Sysmiss		1358	
Warning: these figures indicate the number of cases found in the data file. They cannot be interpreted as summary statistics of the population of interest.			
# hq_frstsmoke_age: How old were you when you smoked your first cigarette? If you can't remember, pl			
Information		[Type= discrete] [Format=character] [Missing=*]	
Statistics [NW/ W]		[Valid=626 /-] [Invalid=0 /-]	
# hq_dayssmoked_mths: How many days have you smoked at least one cigarette in the past month? [number			
Information		[Type= discrete] [Format=character] [Missing=*]	
Statistics [NW/ W]		[Valid=626 /-] [Invalid=0 /-]	
# hq_smokless_tabac: Have you used smokeless tobacco products such as snuff or chewing tobacco in the			
Information		[Type= discrete] [Format=numeric] [Range= 0-98] [Missing=*]	
Statistics [NW/ W]		[Valid=626 /-] [Invalid=3794 /-]	
Value	Label	Cases	Percentage
0	No, I have never had it	0	
1	Yes	22	<div><div></div></div> 3.5%
2	No	603	<div><div></div></div> 96.3%
3	Yes, but not sure about the exact age	0	
90	I am not sure	0	
93	Prefer not to answer	1	0.2%
95	Not had sex with this partner in the last 4 weeks	0	
97	N/A	0	
98	Don't know	0	
Sysmiss		3794	
Warning: these figures indicate the number of cases found in the data file. They cannot be interpreted as summary statistics of the population of interest.			
# hq_everdrink: In your whole life up to now, have you ever drunk one "drink" of alcohol (e.g. a			
Information		[Type= discrete] [Format=numeric] [Range= 0-98] [Missing=*]	
Statistics [NW/ W]		[Valid=3062 /-] [Invalid=1358 /-]	
Value	Label	Cases	Percentage
0	No, I have never had it	0	
1	Yes	1609	<div><div></div></div> 52.5%
2	No	1450	<div><div></div></div> 47.4%
3	Yes, but not sure about the exact age	0	

# hq_everdrink: In your whole life up to now, have you ever drunk one "drink" of alcohol (e.g. a			
Value	Label	Cases	Percentage
90	I am not sure	0	
93	Prefer not to answer	3	0.1%
95	Not had sex with this partner in the last 4 weeks	0	
97	N/A	0	
98	Don't know	0	
Sysmiss		1358	
Warning: these figures indicate the number of cases found in the data file. They cannot be interpreted as summary statistics of the population of interest.			
# hq_frstdrink_age: How old were you when you drank your first drink? If you can't remember, please			
Information	[Type= discrete] [Format=character] [Missing=*]		
Statistics [NW/ W]	[Valid=1609 /-] [Invalid=0 /-]		
# hq_daysdrunk_mths: How many days have you drunk at least one drink in the past month? [number of da			
Information	[Type= discrete] [Format=character] [Missing=*]		
Statistics [NW/ W]	[Valid=1609 /-] [Invalid=0 /-]		
# hq_more5drinks_day: How many days have you drunk 5 or more drinks (in succession) on one or more day			
Information	[Type= discrete] [Format=character] [Missing=*]		
Statistics [NW/ W]	[Valid=1609 /-] [Invalid=0 /-]		
# hq_everuse_cannab: In your whole life up to now, have you ever used cannabis (dagga)?			
Information	[Type= discrete] [Format=numeric] [Range= 0-98] [Missing=*]		
Statistics [NW/ W]	[Valid=3062 /-] [Invalid=1358 /-]		
Value	Label	Cases	Percentage
0	No, I have never had it	0	
1	Yes	315	10.3%
2	No	2744	89.6%
3	Yes, but not sure about the exact age	0	
90	I am not sure	0	
93	Prefer not to answer	3	0.1%
95	Not had sex with this partner in the last 4 weeks	0	
97	N/A	0	
98	Don't know	0	
Sysmiss		1358	
Warning: these figures indicate the number of cases found in the data file. They cannot be interpreted as summary statistics of the population of interest.			
# hq_frstcannab_age: How old were you when you used cannabis (dagga)? If you can't remember, please g			
Information	[Type= discrete] [Format=character] [Missing=*]		
Statistics [NW/ W]	[Valid=315 /-] [Invalid=0 /-]		
# hq_dayscannab_mths: How many days have you used cannabis in the past month? [number of days]			
Information	[Type= discrete] [Format=character] [Missing=*]		
Statistics [NW/ W]	[Valid=315 /-] [Invalid=0 /-]		
# hq_usedoth_drugs_2: Have you ever used other drugs such as (Tick all that apply)			
Information	[Type= discrete] [Format=numeric] [Range= 2-96] [Missing=*]		
Statistics [NW/ W]	[Valid=3021 /-] [Invalid=1399 /-]		

hq_usedoth_drugs_2: Have you ever used other drugs such as (Tick all that apply)

Value	Label	Cases	Percentage
2	No	3021	<div><div></div></div> 100.0%
3	Inhalants like glue, paint thinners, benzine or petrol	0	
4	Methaqualone (Mandrax)	0	
5	Cocaine	0	
6	Heroin	0	
7	Club drugs, Specify	0	
8	Over-the counter drugs, Specify	0	
9	Prescription drugs, Specify	0	
93	Prefer not to answer	0	
96	Other, Specify	0	
Sysmiss		1399	

Warning: these figures indicate the number of cases found in the data file. They cannot be interpreted as summary statistics of the population of interest.

hq_usedoth_drugs_3: Have you ever used other drugs such as (Tick all that apply)

Information	[Type= discrete] [Format=numeric] [Range= 2-96] [Missing=*]
Statistics [NW/ W]	[Valid=16 /-] [Invalid=4404 /-]

Value	Label	Cases	Percentage
2	No	0	
3	Inhalants like glue, paint thinners, benzine or petrol	16	<div><div></div></div> 100.0%
4	Methaqualone (Mandrax)	0	
5	Cocaine	0	
6	Heroin	0	
7	Club drugs, Specify	0	
8	Over-the counter drugs, Specify	0	
9	Prescription drugs, Specify	0	
93	Prefer not to answer	0	
96	Other, Specify	0	
Sysmiss		4404	

Warning: these figures indicate the number of cases found in the data file. They cannot be interpreted as summary statistics of the population of interest.

hq_usedoth_drugs_4: Have you ever used other drugs such as (Tick all that apply)

Information	[Type= discrete] [Format=numeric] [Range= 2-96] [Missing=*]
Statistics [NW/ W]	[Valid=5 /-] [Invalid=4415 /-]

Value	Label	Cases	Percentage
2	No	0	
3	Inhalants like glue, paint thinners, benzine or petrol	0	
4	Methaqualone (Mandrax)	5	<div><div></div></div> 100.0%
5	Cocaine	0	
6	Heroin	0	
7	Club drugs, Specify	0	
8	Over-the counter drugs, Specify	0	
9	Prescription drugs, Specify	0	
93	Prefer not to answer	0	
96	Other, Specify	0	
Sysmiss		4415	

Warning: these figures indicate the number of cases found in the data file. They cannot be interpreted as summary statistics of the population of interest.

# hq_usedoth_drugs_5: Have you ever used other drugs such as (Tick all that apply)			
Information		[Type= discrete] [Format=numeric] [Range= 2-96] [Missing=*]	
Statistics [NW/ W]		[Valid=9 /-] [Invalid=4411 /-]	
Value	Label	Cases	Percentage
2	No	0	
3	Inhalants like glue, paint thinners, benzine or petrol	0	
4	Methaqualone (Mandrax)	0	
5	Cocaine	9	<div><div></div></div> 100.0%
6	Heroin	0	
7	Club drugs, Specify	0	
8	Over-the counter drugs, Specify	0	
9	Prescription drugs, Specify	0	
93	Prefer not to answer	0	
96	Other, Specify	0	
Sysmiss		4411	
<i>Warning: these figures indicate the number of cases found in the data file. They cannot be interpreted as summary statistics of the population of interest.</i>			
# hq_usedoth_drugs_6: Have you ever used other drugs such as (Tick all that apply)			
Information		[Type= discrete] [Format=numeric] [Range= 2-96] [Missing=*]	
Statistics [NW/ W]		[Valid=4 /-] [Invalid=4416 /-]	
Value	Label	Cases	Percentage
2	No	0	
3	Inhalants like glue, paint thinners, benzine or petrol	0	
4	Methaqualone (Mandrax)	0	
5	Cocaine	0	
6	Heroin	4	<div><div></div></div> 100.0%
7	Club drugs, Specify	0	
8	Over-the counter drugs, Specify	0	
9	Prescription drugs, Specify	0	
93	Prefer not to answer	0	
96	Other, Specify	0	
Sysmiss		4416	
<i>Warning: these figures indicate the number of cases found in the data file. They cannot be interpreted as summary statistics of the population of interest.</i>			
# hq_usedoth_drugs_7: Have you ever used other drugs such as (Tick all that apply)			
Information		[Type= discrete] [Format=numeric] [Range= 2-96] [Missing=*]	
Statistics [NW/ W]		[Valid=9 /-] [Invalid=4411 /-]	
Value	Label	Cases	Percentage
2	No	0	
3	Inhalants like glue, paint thinners, benzine or petrol	0	
4	Methaqualone (Mandrax)	0	
5	Cocaine	0	
6	Heroin	0	
7	Club drugs, Specify	9	<div><div></div></div> 100.0%
8	Over-the counter drugs, Specify	0	
9	Prescription drugs, Specify	0	
93	Prefer not to answer	0	

# hq_usedoth_drugs_7: Have you ever used other drugs such as (Tick all that apply)			
Value	Label	Cases	Percentage
96	Other, Specify	0	
Sysmiss		4411	
Warning: these figures indicate the number of cases found in the data file. They cannot be interpreted as summary statistics of the population of interest.			
# hq_usedoth_drugs_93: Have you ever used other drugs such as (Tick all that apply)			
Information		[Type= discrete] [Format=numeric] [Range= 2-96] [Missing=*]	
Statistics [NW/ W]		[Valid=1 /-] [Invalid=4419 /-]	
Value	Label	Cases	Percentage
2	No	0	
3	Inhalants like glue, paint thinners, benzine or petrol	0	
4	Methaqualone (Mandrax)	0	
5	Cocaine	0	
6	Heroin	0	
7	Club drugs, Specify	0	
8	Over-the counter drugs, Specify	0	
9	Prescription drugs, Specify	0	
93	Prefer not to answer	1	<div></div> 100.0%
96	Other, Specify	0	
Sysmiss		4419	
Warning: these figures indicate the number of cases found in the data file. They cannot be interpreted as summary statistics of the population of interest.			
# hq_usedoth_drugs_96: Have you ever used other drugs such as (Tick all that apply)			
Information		[Type= discrete] [Format=numeric] [Range= 2-96] [Missing=*]	
Statistics [NW/ W]		[Valid=10 /-] [Invalid=4410 /-]	
Value	Label	Cases	Percentage
2	No	0	
3	Inhalants like glue, paint thinners, benzine or petrol	0	
4	Methaqualone (Mandrax)	0	
5	Cocaine	0	
6	Heroin	0	
7	Club drugs, Specify	0	
8	Over-the counter drugs, Specify	0	
9	Prescription drugs, Specify	0	
93	Prefer not to answer	0	
96	Other, Specify	10	<div></div> 100.0%
Sysmiss		4410	
Warning: these figures indicate the number of cases found in the data file. They cannot be interpreted as summary statistics of the population of interest.			
# hq_othdrug_oth: Please specify more details on the kind of other drugs you have used?			
Information		[Type= discrete] [Format=character] [Missing=*]	
Statistics [NW/ W]		[Valid=11 /-] [Invalid=0 /-]	
# sr_currently_married: Are you married?			
Information		[Type= discrete] [Format=numeric] [Range= 0-98] [Missing=*]	
Statistics [NW/ W]		[Valid=3063 /-] [Invalid=1357 /-]	

# sr_currently_married: Are you married?			
Value	Label	Cases	Percentage
0	No, I have never had it	0	
1	Yes	32	1.0%
2	No	3028	98.9%
3	Yes, but not sure about the exact age	0	
90	I am not sure	0	
93	Prefer not to answer	3	0.1%
95	Not had sex with this partner in the last 4 weeks	0	
97	N/A	0	
98	Don't know	0	
Sysmiss		1357	
Warning: these figures indicate the number of cases found in the data file. They cannot be interpreted as summary statistics of the population of interest.			
# sr_prev_currently_married: Are you married? - from Baseline			
Information	[Type= discrete] [Format=numeric] [Range= 0-98] [Missing=*]		
Statistics [NW/ W]	[Valid=0 /-] [Invalid=4420 /-]		
Value	Label	Cases	Percentage
0	No, I have never had it	0	
1	Yes	0	
2	No	0	
3	Yes, but not sure about the exact age	0	
90	I am not sure	0	
93	Prefer not to answer	0	
95	Not had sex with this partner in the last 4 weeks	0	
97	N/A	0	
98	Don't know	0	
Sysmiss		4420	
Warning: these figures indicate the number of cases found in the data file. They cannot be interpreted as summary statistics of the population of interest.			
# sr_currently_cohabiting: Are you living with your partner as if you are married (Cohabiting)?			
Information	[Type= discrete] [Format=numeric] [Range= 0-98] [Missing=*]		
Statistics [NW/ W]	[Valid=3031 /-] [Invalid=1389 /-]		
Value	Label	Cases	Percentage
0	No, I have never had it	0	
1	Yes	88	2.9%
2	No	2941	97.0%
3	Yes, but not sure about the exact age	0	
90	I am not sure	0	
93	Prefer not to answer	2	0.1%
95	Not had sex with this partner in the last 4 weeks	0	
97	N/A	0	
98	Don't know	0	
Sysmiss		1389	
Warning: these figures indicate the number of cases found in the data file. They cannot be interpreted as summary statistics of the population of interest.			
# sr_evermarried: Have you ever been married?			
Information	[Type= discrete] [Format=numeric] [Range= 1-93] [Missing=*]		

# sr_evermarried: Have you ever been married?			
Statistics [NW/ W]		[Valid=3027 /-] [Invalid=1393 /-]	
Value	Label	Cases	Percentage
1	Yes, divorced / separated	1	0.0%
2	No	3025	99.9%
3	Yes, widowed	0	
93	Prefer not to answer	1	0.0%
Sysmiss		1393	
Warning: these figures indicate the number of cases found in the data file. They cannot be interpreted as summary statistics of the population of interest.			
# sr_marriage_type: Please specify what type of marriage it is/was?			
Information		[Type= discrete] [Format=numeric] [Range= 1-96] [Missing=*]	
Statistics [NW/ W]		[Valid=33 /-] [Invalid=4387 /-]	
Value	Label	Cases	Percentage
1	Civil	10	30.3%
2	Traditional/customary	14	42.4%
3	Religious (e.g., Church, mosque)	8	24.2%
4	Co	0	
96	Other, specify	1	3.0%
Sysmiss		4387	
Warning: these figures indicate the number of cases found in the data file. They cannot be interpreted as summary statistics of the population of interest.			
# sr_marriage_typoth: Please specify details on the other type of marriage			
Information		[Type= discrete] [Format=character] [Missing=*]	
Statistics [NW/ W]		[Valid=1 /-] [Invalid=0 /-]	
# sr_new_married_moved: When you got married, did you move home			
Information		[Type= discrete] [Format=numeric] [Range= 1-3] [Missing=*]	
Statistics [NW/ W]		[Valid=33 /-] [Invalid=4387 /-]	
Value	Label	Cases	Percentage
1	Yes: to my in-laws	13	39.4%
2	No	9	27.3%
3	Yes: to our own home	11	33.3%
Sysmiss		4387	
Warning: these figures indicate the number of cases found in the data file. They cannot be interpreted as summary statistics of the population of interest.			
# sr_live_husband: Are you living with your husband?			
Information		[Type= discrete] [Format=numeric] [Range= 0-98] [Missing=*]	
Statistics [NW/ W]		[Valid=33 /-] [Invalid=4387 /-]	
Value	Label	Cases	Percentage
0	No, I have never had it	0	
1	Yes	27	81.8%
2	No	6	18.2%
3	Yes, but not sure about the exact age	0	
90	I am not sure	0	
93	Prefer not to answer	0	
95	Not had sex with this partner in the last 4 weeks	0	
97	N/A	0	

# sr_live_husband: Are you living with your husband?			
Value	Label	Cases	Percentage
98	Don't know	0	
Sysmiss		4387	
Warning: these figures indicate the number of cases found in the data file. They cannot be interpreted as summary statistics of the population of interest.			
# sr_share_agefirstmarr: Are you willing to share how old were you when you first got married (if you do			
Information		[Type= discrete] [Format=numeric] [Range= 0-98] [Missing=*]	
Statistics [NW/ W]		[Valid=33 /-] [Invalid=4387 /-]	
Value	Label	Cases	Percentage
0	No, I have never had it	0	
1	Yes	32	<div><div></div></div> 97.0%
2	No	1	<div><div></div></div> 3.0%
3	Yes, but not sure about the exact age	0	
90	I am not sure	0	
93	Prefer not to answer	0	
95	Not had sex with this partner in the last 4 weeks	0	
97	N/A	0	
98	Don't know	0	
Sysmiss		4387	
Warning: these figures indicate the number of cases found in the data file. They cannot be interpreted as summary statistics of the population of interest.			
# sr_age_firstmarr: How old were you when you first got married (if you do not know, please make you			
Information		[Type= discrete] [Format=character] [Missing=*]	
Statistics [NW/ W]		[Valid=32 /-] [Invalid=0 /-]	
# sr_share_agehusband: Are you willing to share how old your husband is (if you do not know, please mak			
Information		[Type= discrete] [Format=numeric] [Range= 0-98] [Missing=*]	
Statistics [NW/ W]		[Valid=32 /-] [Invalid=4388 /-]	
Value	Label	Cases	Percentage
0	No, I have never had it	0	
1	Yes	29	<div><div></div></div> 90.6%
2	No	3	<div><div></div></div> 9.4%
3	Yes, but not sure about the exact age	0	
90	I am not sure	0	
93	Prefer not to answer	0	
95	Not had sex with this partner in the last 4 weeks	0	
97	N/A	0	
98	Don't know	0	
Sysmiss		4388	
Warning: these figures indicate the number of cases found in the data file. They cannot be interpreted as summary statistics of the population of interest.			
# sr_age_partner: How old is your husband/wife (if you do not know, please make your best guess)?			
Information		[Type= discrete] [Format=character] [Missing=*]	
Statistics [NW/ W]		[Valid=29 /-] [Invalid=0 /-]	
# sr_fatherclindren: Have you ever fathered any children?			
Information		[Type= discrete] [Format=numeric] [Range= 0-98] [Missing=*]	
Statistics [NW/ W]		[Valid=2487 /-] [Invalid=1933 /-]	

# sr_fatherclindren: Have you ever fathered any children?			
Value	Label	Cases	Percentage
0	No, I have never had it	0	
1	Yes	602	<div><div></div></div> 24.2%
2	No	1877	<div><div></div></div> 75.5%
3	Yes, but not sure about the exact age	0	
90	I am not sure	0	
93	Prefer not to answer	6	<div><div></div></div> 0.2%
95	Not had sex with this partner in the last 4 weeks	0	
97	N/A	0	
98	Don't know	2	<div><div></div></div> 0.1%
Sysmiss		1933	
Warning: these figures indicate the number of cases found in the data file. They cannot be interpreted as summary statistics of the population of interest.			
# sr_share_agefather: Are you willing to share how old were you the first time you made someone pregna			
Information	[Type= discrete] [Format=numeric] [Range= 0-98] [Missing=*]		
Statistics [NW/ W]	[Valid=602 /-] [Invalid=3818 /-]		
Value	Label	Cases	Percentage
0	No, I have never had it	0	
1	Yes	564	<div><div></div></div> 93.7%
2	No	36	<div><div></div></div> 6.0%
3	Yes, but not sure about the exact age	0	
90	I am not sure	0	
93	Prefer not to answer	2	<div><div></div></div> 0.3%
95	Not had sex with this partner in the last 4 weeks	0	
97	N/A	0	
98	Don't know	0	
Sysmiss		3818	
Warning: these figures indicate the number of cases found in the data file. They cannot be interpreted as summary statistics of the population of interest.			
# sr_agefather: How old were you when you first made someone pregnant?			
Information	[Type= discrete] [Format=character] [Missing=*]		
Statistics [NW/ W]	[Valid=564 /-] [Invalid=0 /-]		
# sr_share_numchildfath: Are you willing to share the number of children you have you fathered?			
Information	[Type= discrete] [Format=numeric] [Range= 0-98] [Missing=*]		
Statistics [NW/ W]	[Valid=602 /-] [Invalid=3818 /-]		
Value	Label	Cases	Percentage
0	No, I have never had it	0	
1	Yes	593	<div><div></div></div> 98.5%
2	No	7	<div><div></div></div> 1.2%
3	Yes, but not sure about the exact age	0	
90	I am not sure	0	
93	Prefer not to answer	2	<div><div></div></div> 0.3%
95	Not had sex with this partner in the last 4 weeks	0	
97	N/A	0	
98	Don't know	0	
Sysmiss		3818	

# sr_share_numchildfath: Are you willing to share the number of children you have you fathered?	
<i>Warning: these figures indicate the number of cases found in the data file. They cannot be interpreted as summary statistics of the population of interest.</i>	
# sr_numchildfath: How many children have you fathered (please include those who have died)?	
Information	[Type= discrete] [Format=character] [Missing=*]
Statistics [NW/ W]	[Valid=593 /-] [Invalid=0 /-]

# sr_children_alive_mal: How many of these children are still alive?			
Information	[Type= discrete] [Format=character] [Missing=*]		
Statistics [NW/ W]	[Valid=593 -/] [Invalid=0 -/]		
# sr_curcum_frenu: Have you ever been circumcised where your frenulum was cut?			
Information	[Type= discrete] [Format=numeric] [Range= 0-98] [Missing=*]		
Statistics [NW/ W]	[Valid=2487 -/] [Invalid=1933 -/]		
Value	Label	Cases	Percentage
0	No, I have never had it	0	
1	Yes	102	<div><div></div></div> 4.1%
2	No	2383	<div><div></div></div> 95.8%
3	Yes, but not sure about the exact age	0	
90	I am not sure	0	
93	Prefer not to answer	2	0.1%
95	Not had sex with this partner in the last 4 weeks	0	
97	N/A	0	
98	Don't know	0	
Sysmiss		1933	
Warning: these figures indicate the number of cases found in the data file. They cannot be interpreted as summary statistics of the population of interest.			
# sr_circum_forensk: Have you ever been circumcised where your whole foreskin was removed?			
Information	[Type= discrete] [Format=numeric] [Range= 0-98] [Missing=*]		
Statistics [NW/ W]	[Valid=2486 -/] [Invalid=1934 -/]		
Value	Label	Cases	Percentage
0	No, I have never had it	0	
1	Yes	1431	<div><div></div></div> 57.6%
2	No	1054	<div><div></div></div> 42.4%
3	Yes, but not sure about the exact age	0	
90	I am not sure	0	
93	Prefer not to answer	1	0.0%
95	Not had sex with this partner in the last 4 weeks	0	
97	N/A	0	
98	Don't know	0	
Sysmiss		1934	
Warning: these figures indicate the number of cases found in the data file. They cannot be interpreted as summary statistics of the population of interest.			
# sr_circum_when: When were you circumcised (if you do not know, please make your best guess)?			
Information	[Type= discrete] [Format=numeric] [Range= 1-98] [Missing=*]		
Statistics [NW/ W]	[Valid=1484 -/] [Invalid=2936 -/]		
Value	Label	Cases	Percentage
1	As a child (under one year)	22	<div><div></div></div> 1.5%
2	As a child or adolescent	1040	<div><div></div></div> 70.1%
3	As an adult (over 18 years)	384	<div><div></div></div> 25.9%
93	Prefer not to answer	5	0.3%
98	Don't know	33	<div><div></div></div> 2.2%
Sysmiss		2936	
Warning: these figures indicate the number of cases found in the data file. They cannot be interpreted as summary statistics of the population of interest.			

# sr_circum_where: Where were you circumcised?			
Information		[Type= discrete] [Format=numeric] [Range= 1-96] [Missing=*]	
Statistics [NW/ W]		[Valid=1484 /-] [Invalid=2936 /-]	
Value	Label	Cases	Percentage
1	Clinic	1283	<div><div></div></div> 86.5%
2	Mountain	46	<div><div></div></div> 3.1%
3	Church	9	<div><div></div></div> 0.6%
96	Other, specify	146	<div><div></div></div> 9.8%
Sysmiss		2936	
Warning: these figures indicate the number of cases found in the data file. They cannot be interpreted as summary statistics of the population of interest.			
# sr_circum_whereoth: Please specify more details on where you were circumcised:			
Information		[Type= discrete] [Format=character] [Missing=*]	
Statistics [NW/ W]		[Valid=146 /-] [Invalid=0 /-]	
# sr_currpregnant: Are you currently pregnant?			
Information		[Type= discrete] [Format=numeric] [Range= 0-98] [Missing=*]	
Statistics [NW/ W]		[Valid=576 /-] [Invalid=3844 /-]	
Value	Label	Cases	Percentage
0	No, I have never had it	0	
1	Yes	45	<div><div></div></div> 7.8%
2	No	524	<div><div></div></div> 91.0%
3	Yes, but not sure about the exact age	0	
90	I am not sure	0	
93	Prefer not to answer	0	
95	Not had sex with this partner in the last 4 weeks	0	
97	N/A	0	
98	Don't know	7	<div><div></div></div> 1.2%
Sysmiss		3844	
Warning: these figures indicate the number of cases found in the data file. They cannot be interpreted as summary statistics of the population of interest.			
# sr_everpregnant: Have you ever been pregnant?			
Information		[Type= discrete] [Format=numeric] [Range= 0-98] [Missing=*]	
Statistics [NW/ W]		[Valid=576 /-] [Invalid=3844 /-]	
Value	Label	Cases	Percentage
0	No, I have never had it	0	
1	Yes	510	<div><div></div></div> 88.5%
2	No	66	<div><div></div></div> 11.5%
3	Yes, but not sure about the exact age	0	
90	I am not sure	0	
93	Prefer not to answer	0	
95	Not had sex with this partner in the last 4 weeks	0	
97	N/A	0	
98	Don't know	0	
Sysmiss		3844	
Warning: these figures indicate the number of cases found in the data file. They cannot be interpreted as summary statistics of the population of interest.			

# sr_pregnant_last_12mths: Have you been pregnant in the last 12 months?			
Information		[Type= discrete] [Format=numeric] [Range= 0-98] [Missing=*]	
Statistics [NW/ W]		[Valid=515 /-] [Invalid=3905 /-]	
Value	Label	Cases	Percentage
0	No, I have never had it	0	
1	Yes	163	<div><div></div></div> 31.7%
2	No	352	<div><div></div></div> 68.3%
3	Yes, but not sure about the exact age	0	
90	I am not sure	0	
93	Prefer not to answer	0	
95	Not had sex with this partner in the last 4 weeks	0	
97	N/A	0	
98	Don't know	0	
Sysmiss		3905	
Warning: these figures indicate the number of cases found in the data file. They cannot be interpreted as summary statistics of the population of interest.			
# sr_share_agepregnant: Are you willing to share how old were you the first time you got pregnant?			
Information		[Type= discrete] [Format=numeric] [Range= 0-98] [Missing=*]	
Statistics [NW/ W]		[Valid=515 /-] [Invalid=3905 /-]	
Value	Label	Cases	Percentage
0	No, I have never had it	0	
1	Yes	498	<div><div></div></div> 96.7%
2	No	15	<div><div></div></div> 2.9%
3	Yes, but not sure about the exact age	0	
90	I am not sure	0	
93	Prefer not to answer	2	<div><div></div></div> 0.4%
95	Not had sex with this partner in the last 4 weeks	0	
97	N/A	0	
98	Don't know	0	
Sysmiss		3905	
Warning: these figures indicate the number of cases found in the data file. They cannot be interpreted as summary statistics of the population of interest.			
# sr_agepregnant: How old were you the first time you got pregnant? [age in years]			
Information		[Type= discrete] [Format=character] [Missing=*]	
Statistics [NW/ W]		[Valid=498 /-] [Invalid=0 /-]	
# sr_times_pregnant: How many times have you been pregnant? (including pregnancies that did not go to			
Information		[Type= discrete] [Format=character] [Missing=*]	
Statistics [NW/ W]		[Valid=510 /-] [Invalid=0 /-]	
# sr_times_birth: How many times have you given birth? (include both live births and stillbirths.			
Information		[Type= discrete] [Format=character] [Missing=*]	
Statistics [NW/ W]		[Valid=510 /-] [Invalid=0 /-]	
# sr_children_alive_fem: How many of these children are still alive?			
Information		[Type= discrete] [Format=character] [Missing=*]	
Statistics [NW/ W]		[Valid=510 /-] [Invalid=0 /-]	

# sr_another_child: FOR NON PREGNANT / UNSURE / NEVER PREGNANT BEFORE, ASK Would you like to have (a			
Information	[Type= discrete] [Format=numeric] [Range= 1-98] [Missing=*]		
Statistics [NW/ W]	[Valid=3019 /-] [Invalid=1401 /-]		
Value	Label	Cases	Percentage
1	Yes	1839	<div><div></div></div> 60.9%
2	No	1083	<div><div></div></div> 35.9%
3	No More	59	<div><div></div></div> 2.0%
4	Cannot get pregnant (infertile or sterilized)	1	<div><div></div></div> 0.0%
5	Undecided	13	<div><div></div></div> 0.4%
98	Don't know	24	<div><div></div></div> 0.8%
Sysmiss		1401	
Warning: these figures indicate the number of cases found in the data file. They cannot be interpreted as summary statistics of the population of interest.			
# sr_waitbrf_another: If Yes, How long would you like to wait from now before the birth of (a/another)			
Information	[Type= discrete] [Format=numeric] [Range= 1-98] [Missing=*]		
Statistics [NW/ W]	[Valid=1839 /-] [Invalid=2581 /-]		
Value	Label	Cases	Percentage
1	Less than 1 year	218	<div><div></div></div> 11.9%
2	1 to 2 years	105	<div><div></div></div> 5.7%
3	Greater than 2 years	496	<div><div></div></div> 27.0%
4	Undecided	835	<div><div></div></div> 45.4%
98	Don't know	185	<div><div></div></div> 10.1%
Sysmiss		2581	
Warning: these figures indicate the number of cases found in the data file. They cannot be interpreted as summary statistics of the population of interest.			
# sr_aftbrth_more: FOR CURRENTLY PREGNANT ASK After the birth of this child you are expecting would			
Information	[Type= discrete] [Format=numeric] [Range= 1-98] [Missing=*]		
Statistics [NW/ W]	[Valid=45 /-] [Invalid=4375 /-]		
Value	Label	Cases	Percentage
1	Yes	11	<div><div></div></div> 24.4%
2	No	31	<div><div></div></div> 68.9%
3	No More	0	
4	Cannot get pregnant (infertile or sterilized)	0	
5	Undecided	0	
98	Don't know	3	<div><div></div></div> 6.7%
Sysmiss		4375	
Warning: these figures indicate the number of cases found in the data file. They cannot be interpreted as summary statistics of the population of interest.			
# sr_waitbrf_birth: If yes, After the birth of the child you are expecting now, how long would you l			
Information	[Type= discrete] [Format=numeric] [Range= 1-98] [Missing=*]		
Statistics [NW/ W]	[Valid=11 /-] [Invalid=4409 /-]		
Value	Label	Cases	Percentage
1	Less than 1 year	2	<div><div></div></div> 18.2%
2	1 to 2 years	1	<div><div></div></div> 9.1%
3	Greater than 2 years	6	<div><div></div></div> 54.5%
4	Undecided	0	
98	Don't know	2	<div><div></div></div> 18.2%

# sr_waitbrf_birth: If yes, After the birth of the child you are expecting now, how long would you l			
Value	Label	Cases	Percentage
Sysmiss		4409	
Warning: these figures indicate the number of cases found in the data file. They cannot be interpreted as summary statistics of the population of interest.			
# sr_nomore_children_1: What are the reasons why you would not like to have (a/another) child?			
Information	[Type= discrete] [Format=numeric] [Range= 1-98] [Missing=*]		
Statistics [NW/ W]	[Valid=187 /-] [Invalid=4233 /-]		
Value	Label	Cases	Percentage
1	Economic reasons	187	100.0%
2	Self: reached desired family size	0	
3	Partner reached desired family size	0	
4	Health concerns	0	
5	Not yet ready for a child	0	
93	Don?t want to answer	0	
96	Other, specify	0	
98	Don?t know	0	
Sysmiss		4233	
Warning: these figures indicate the number of cases found in the data file. They cannot be interpreted as summary statistics of the population of interest.			
# sr_nomore_children_2: What are the reasons why you would not like to have (a/another) child?			
Information	[Type= discrete] [Format=numeric] [Range= 1-98] [Missing=*]		
Statistics [NW/ W]	[Valid=91 /-] [Invalid=4329 /-]		
Value	Label	Cases	Percentage
1	Economic reasons	0	
2	Self: reached desired family size	91	100.0%
3	Partner reached desired family size	0	
4	Health concerns	0	
5	Not yet ready for a child	0	
93	Don?t want to answer	0	
96	Other, specify	0	
98	Don?t know	0	
Sysmiss		4329	
Warning: these figures indicate the number of cases found in the data file. They cannot be interpreted as summary statistics of the population of interest.			
# sr_nomore_children_3: What are the reasons why you would not like to have (a/another) child?			
Information	[Type= discrete] [Format=numeric] [Range= 1-98] [Missing=*]		
Statistics [NW/ W]	[Valid=13 /-] [Invalid=4407 /-]		
Value	Label	Cases	Percentage
1	Economic reasons	0	
2	Self: reached desired family size	0	
3	Partner reached desired family size	13	100.0%
4	Health concerns	0	
5	Not yet ready for a child	0	
93	Don?t want to answer	0	
96	Other, specify	0	
98	Don?t know	0	
Sysmiss		4407	

# sr_nomore_children_3: What are the reasons why you would not like to have (a/another) child?			
Warning: these figures indicate the number of cases found in the data file. They cannot be interpreted as summary statistics of the population of interest.			
# sr_nomore_children_4: What are the reasons why you would not like to have (a/another) child?			
Information	[Type= discrete] [Format=numeric] [Range= 1-98] [Missing=*]		
Statistics [NW/ W]	[Valid=48 /-] [Invalid=4372 /-]		
Value	Label	Cases	Percentage
1	Economic reasons	0	
2	Self: reached desired family size	0	
3	Partner reached desired family size	0	
4	Health concerns	48	100.0%
5	Not yet ready for a child	0	
93	Don?t want to answer	0	
96	Other, specify	0	
98	Don?t know	0	
Sysmiss		4372	
Warning: these figures indicate the number of cases found in the data file. They cannot be interpreted as summary statistics of the population of interest.			
# sr_nomore_children_5: What are the reasons why you would not like to have (a/another) child?			
Information	[Type= discrete] [Format=numeric] [Range= 1-98] [Missing=*]		
Statistics [NW/ W]	[Valid=773 /-] [Invalid=3647 /-]		
Value	Label	Cases	Percentage
1	Economic reasons	0	
2	Self: reached desired family size	0	
3	Partner reached desired family size	0	
4	Health concerns	0	
5	Not yet ready for a child	773	100.0%
93	Don?t want to answer	0	
96	Other, specify	0	
98	Don?t know	0	
Sysmiss		3647	
Warning: these figures indicate the number of cases found in the data file. They cannot be interpreted as summary statistics of the population of interest.			
# sr_nomore_children_93: What are the reasons why you would not like to have (a/another) child?			
Information	[Type= discrete] [Format=numeric] [Range= 1-98] [Missing=*]		
Statistics [NW/ W]	[Valid=7 /-] [Invalid=4413 /-]		
Value	Label	Cases	Percentage
1	Economic reasons	0	
2	Self: reached desired family size	0	
3	Partner reached desired family size	0	
4	Health concerns	0	
5	Not yet ready for a child	0	
93	Don?t want to answer	7	100.0%
96	Other, specify	0	
98	Don?t know	0	
Sysmiss		4413	
Warning: these figures indicate the number of cases found in the data file. They cannot be interpreted as summary statistics of the population of interest.			

# sr_nomore_children_96: What are the reasons why you would not like to have (a/another) child?			
Information		[Type= discrete] [Format=numeric] [Range= 1-98] [Missing=*]	
Statistics [NW/ W]		[Valid=31 /-] [Invalid=4389 /-]	
Value	Label	Cases	Percentage
1	Economic reasons	0	
2	Self: reached desired family size	0	
3	Partner reached desired family size	0	
4	Health concerns	0	
5	Not yet ready for a child	0	
93	Don?t want to answer	0	
96	Other, specify	31	<div><div></div></div> 100.0%
98	Don?t know	0	
Sysmiss		4389	
Warning: these figures indicate the number of cases found in the data file. They cannot be interpreted as summary statistics of the population of interest.			
# sr_nomore_children_98: What are the reasons why you would not like to have (a/another) child?			
Information		[Type= discrete] [Format=numeric] [Range= 1-98] [Missing=*]	
Statistics [NW/ W]		[Valid=23 /-] [Invalid=4397 /-]	
Value	Label	Cases	Percentage
1	Economic reasons	0	
2	Self: reached desired family size	0	
3	Partner reached desired family size	0	
4	Health concerns	0	
5	Not yet ready for a child	0	
93	Don?t want to answer	0	
96	Other, specify	0	
98	Don?t know	23	<div><div></div></div> 100.0%
Sysmiss		4397	
Warning: these figures indicate the number of cases found in the data file. They cannot be interpreted as summary statistics of the population of interest.			
# sr_nomore_child_oth: Please specify other reasons why you would not like to have (a/another) child?			
Information		[Type= discrete] [Format=character] [Missing=*]	
Statistics [NW/ W]		[Valid=36 /-] [Invalid=0 /-]	
# sr_partner_more_child: Does your partner want to have a/another child with you?			
Information		[Type= discrete] [Format=numeric] [Range= 1-98] [Missing=*]	
Statistics [NW/ W]		[Valid=1142 /-] [Invalid=3278 /-]	
Value	Label	Cases	Percentage
1	Yes	60	<div><div></div></div> 5.3%
2	No	525	<div><div></div></div> 46.0%
3	No I don't have a partner	395	<div><div></div></div> 34.6%
93	Prefer not to answer	16	<div><div></div></div> 1.4%
98	Don't know	146	<div><div></div></div> 12.8%
Sysmiss		3278	
Warning: these figures indicate the number of cases found in the data file. They cannot be interpreted as summary statistics of the population of interest.			
# sr_partner_num_child: Does your (husband/partner) want the same number of children that you want, or d			
Information		[Type= discrete] [Format=numeric] [Range= 1-98] [Missing=*]	

# sr_partner_num_child: Does your (husband/partner) want the same number of children that you want, or d			
Statistics [NW/ W]		[Valid=60 /-] [Invalid=4360 /-]	
Value	Label	Cases	Percentage
1	Same number	11	<div><div></div></div> 18.3%
2	More children	31	<div><div></div></div> 51.7%
3	Fewer children	5	<div><div></div></div> 8.3%
93	Prefer not to answer	0	
98	Don't know	13	<div><div></div></div> 21.7%
Sysmiss		4360	
Warning: these figures indicate the number of cases found in the data file. They cannot be interpreted as summary statistics of the population of interest.			
# sr_areusemeth_avoidpreg: Are you currently using any contraceptive methods to prevent pregnancy?			
Information		[Type= discrete] [Format=numeric] [Range= 0-98] [Missing=*]	
Statistics [NW/ W]		[Valid=532 /-] [Invalid=3888 /-]	
Value	Label	Cases	Percentage
0	No, I have never had it	0	
1	Yes	401	<div><div></div></div> 75.4%
2	No	129	<div><div></div></div> 24.2%
3	Yes, but not sure about the exact age	0	
90	I am not sure	0	
93	Prefer not to answer	2	<div><div></div></div> 0.4%
95	Not had sex with this partner in the last 4 weeks	0	
97	N/A	0	
98	Don't know	0	
Sysmiss		3888	
Warning: these figures indicate the number of cases found in the data file. They cannot be interpreted as summary statistics of the population of interest.			
# sr_notusemeth_avoidpreg: If no, What is the main reason why you are not using a method of contraception			
Information		[Type= discrete] [Format=numeric] [Range= 1-98] [Missing=*]	
Statistics [NW/ W]		[Valid=129 /-] [Invalid=4291 /-]	
Value	Label	Cases	Percentage
1	Not married	0	
2	Intend to marry	0	
3	Not intend to marry	0	
4	Fertility related reasons	0	
5	Not having sex	36	<div><div></div></div> 27.9%
6	Infrequent sex	27	<div><div></div></div> 20.9%
7	Menopausal/hysterectomy	3	<div><div></div></div> 2.3%
8	Subfecund/infecund	7	<div><div></div></div> 5.4%
9	Postpartum/breastfeeding	13	<div><div></div></div> 10.1%
10	Wants (more) children	2	<div><div></div></div> 1.6%
11	Pregnancy	0	
12	Opposition to use	0	
13	Respondent opposed	1	<div><div></div></div> 0.8%
14	Husband opposed	1	<div><div></div></div> 0.8%
15	Others opposed	0	
16	Religious prohibition	0	

# sr_notusemeth_avoidpreg: If no, What is the main reason why you are not using a method of contraception			
Value	Label	Cases	Percentage
17	Lack of knowledge	1	<div><div></div></div> 0.8%
18	Knows no method	0	
19	Knows no source	0	
20	Method related reasons	0	
21	Health concerns	0	
22	Fear of side effects	4	<div><div></div></div> 3.1%
23	Lack of access/too far	1	<div><div></div></div> 0.8%
24	Cost too much	0	
25	Inconvenient to use	2	<div><div></div></div> 1.6%
26	Interferes with body?s normal processes	3	<div><div></div></div> 2.3%
27	Method failure	2	<div><div></div></div> 1.6%
96	Other, specify	23	<div><div></div></div> 17.8%
98	Don't know	3	<div><div></div></div> 2.3%
Sysmiss		4291	
Warning: these figures indicate the number of cases found in the data file. They cannot be interpreted as summary statistics of the population of interest.			
# sr_notusemeth_otherspec: Other reason not using any method of contraception, please specify:			
Information	[Type= discrete] [Format=character] [Missing=*]		
Statistics [NW/ W]	[Valid=23 /-] [Invalid=0 /-]		
# sr_currmeth_avoidpreg_1: Which methods are you currently using?			
Information	[Type= discrete] [Format=numeric] [Range= 0-96] [Missing=*]		
Statistics [NW/ W]	[Valid=138 /-] [Invalid=4282 /-]		
Value	Label	Cases	Percentage
0	None	0	
1	Male condom	138	<div><div></div></div> 100.0%
2	Female condom	0	
3	Female sterilization (?tubal ligation?)	0	
4	Male sterilization (?vasectomy?)	0	
5	IUD/loop	0	
6	Injectable contraceptives	0	
7	Implants	0	
8	Oral contraceptive pills	0	
9	Douching after sex	0	
10	Traditional methods	0	
93	Prefer not to answer	0	
96	Other, specify	0	
Sysmiss		4282	
Warning: these figures indicate the number of cases found in the data file. They cannot be interpreted as summary statistics of the population of interest.			
# sr_currmeth_avoidpreg_10: Which methods are you currently using?			
Information	[Type= discrete] [Format=numeric] [Range= 0-96] [Missing=*]		
Statistics [NW/ W]	[Valid=1 /-] [Invalid=4419 /-]		
Value	Label	Cases	Percentage
0	None	0	
1	Male condom	0	

# sr_currmeth_avoidpreg_10: Which methods are you currently using?			
Value	Label	Cases	Percentage
2	Female condom	0	
3	Female sterilization (?tubal ligation?)	0	
4	Male sterilization (?vasectomy?)	0	
5	IUD/loop	0	
6	Injectable contraceptives	0	
7	Implants	0	
8	Oral contraceptive pills	0	
9	Douching after sex	0	
10	Traditional methods	1	100.0%
93	Prefer not to answer	0	
96	Other, specify	0	
Sysmiss		4419	
Warning: these figures indicate the number of cases found in the data file. They cannot be interpreted as summary statistics of the population of interest.			
# sr_currmeth_avoidpreg_2: Which methods are you currently using?			
Information	[Type= discrete] [Format=numeric] [Range= 0-96] [Missing=*]		
Statistics [NW/ W]	[Valid=4 /-] [Invalid=4416 /-]		
Value	Label	Cases	Percentage
0	None	0	
1	Male condom	0	
2	Female condom	4	100.0%
3	Female sterilization (?tubal ligation?)	0	
4	Male sterilization (?vasectomy?)	0	
5	IUD/loop	0	
6	Injectable contraceptives	0	
7	Implants	0	
8	Oral contraceptive pills	0	
9	Douching after sex	0	
10	Traditional methods	0	
93	Prefer not to answer	0	
96	Other, specify	0	
Sysmiss		4416	
Warning: these figures indicate the number of cases found in the data file. They cannot be interpreted as summary statistics of the population of interest.			
# sr_currmeth_avoidpreg_3: Which methods are you currently using?			
Information	[Type= discrete] [Format=numeric] [Range= 0-96] [Missing=*]		
Statistics [NW/ W]	[Valid=1 /-] [Invalid=4419 /-]		
Value	Label	Cases	Percentage
0	None	0	
1	Male condom	0	
2	Female condom	0	
3	Female sterilization (?tubal ligation?)	1	100.0%
4	Male sterilization (?vasectomy?)	0	
5	IUD/loop	0	
6	Injectable contraceptives	0	
7	Implants	0	

# sr_currmeth_avoidpreg_3: Which methods are you currently using?			
Value	Label	Cases	Percentage
8	Oral contraceptive pills	0	
9	Douching after sex	0	
10	Traditional methods	0	
93	Prefer not to answer	0	
96	Other, specify	0	
Sysmiss		4419	
Warning: these figures indicate the number of cases found in the data file. They cannot be interpreted as summary statistics of the population of interest.			
# sr_currmeth_avoidpreg_4: Which methods are you currently using?			
Information	[Type= discrete] [Format=numeric] [Range= 0-96] [Missing=*]		
Statistics [NW/ W]	[Valid=1 /-] [Invalid=4419 /-]		
Value	Label	Cases	Percentage
0	None	0	
1	Male condom	0	
2	Female condom	0	
3	Female sterilization (?tubal ligation?)	0	
4	Male sterilization (?vasectomy?)	1	100.0%
5	IUD/loop	0	
6	Injectable contraceptives	0	
7	Implants	0	
8	Oral contraceptive pills	0	
9	Douching after sex	0	
10	Traditional methods	0	
93	Prefer not to answer	0	
96	Other, specify	0	
Sysmiss		4419	
Warning: these figures indicate the number of cases found in the data file. They cannot be interpreted as summary statistics of the population of interest.			
# sr_currmeth_avoidpreg_5: Which methods are you currently using?			
Information	[Type= discrete] [Format=numeric] [Range= 0-96] [Missing=*]		
Statistics [NW/ W]	[Valid=4 /-] [Invalid=4416 /-]		
Value	Label	Cases	Percentage
0	None	0	
1	Male condom	0	
2	Female condom	0	
3	Female sterilization (?tubal ligation?)	0	
4	Male sterilization (?vasectomy?)	0	
5	IUD/loop	4	100.0%
6	Injectable contraceptives	0	
7	Implants	0	
8	Oral contraceptive pills	0	
9	Douching after sex	0	
10	Traditional methods	0	
93	Prefer not to answer	0	
96	Other, specify	0	
Sysmiss		4416	

# sr_currmeth_avoidpreg_5: Which methods are you currently using?			
Warning: these figures indicate the number of cases found in the data file. They cannot be interpreted as summary statistics of the population of interest.			
# sr_currmeth_avoidpreg_6: Which methods are you currently using?			
Information	[Type= discrete] [Format=numeric] [Range= 0-96] [Missing=*]		
Statistics [NW/ W]	[Valid=221 /-] [Invalid=4199 /-]		
Value	Label	Cases	Percentage
0	None	0	
1	Male condom	0	
2	Female condom	0	
3	Female sterilization (?tubal ligation?)	0	
4	Male sterilization (?vasectomy?)	0	
5	IUD/loop	0	
6	Injectable contraceptives	221	100.0%
7	Implants	0	
8	Oral contraceptive pills	0	
9	Douching after sex	0	
10	Traditional methods	0	
93	Prefer not to answer	0	
96	Other, specify	0	
Sysmiss		4199	
Warning: these figures indicate the number of cases found in the data file. They cannot be interpreted as summary statistics of the population of interest.			
# sr_currmeth_avoidpreg_7: Which methods are you currently using?			
Information	[Type= discrete] [Format=numeric] [Range= 0-96] [Missing=*]		
Statistics [NW/ W]	[Valid=37 /-] [Invalid=4383 /-]		
Value	Label	Cases	Percentage
0	None	0	
1	Male condom	0	
2	Female condom	0	
3	Female sterilization (?tubal ligation?)	0	
4	Male sterilization (?vasectomy?)	0	
5	IUD/loop	0	
6	Injectable contraceptives	0	
7	Implants	37	100.0%
8	Oral contraceptive pills	0	
9	Douching after sex	0	
10	Traditional methods	0	
93	Prefer not to answer	0	
96	Other, specify	0	
Sysmiss		4383	
Warning: these figures indicate the number of cases found in the data file. They cannot be interpreted as summary statistics of the population of interest.			
# sr_currmeth_avoidpreg_8: Which methods are you currently using?			
Information	[Type= discrete] [Format=numeric] [Range= 0-96] [Missing=*]		
Statistics [NW/ W]	[Valid=13 /-] [Invalid=4407 /-]		
Value	Label	Cases	Percentage
0	None	0	

# sr_currmeth_avoidpreg_8: Which methods are you currently using?			
Value	Label	Cases	Percentage
1	Male condom	0	
2	Female condom	0	
3	Female sterilization (?tubal ligation?)	0	
4	Male sterilization (?vasectomy?)	0	
5	IUD/loop	0	
6	Injectable contraceptives	0	
7	Implants	0	
8	Oral contraceptive pills	13	100.0%
9	Douching after sex	0	
10	Traditional methods	0	
93	Prefer not to answer	0	
96	Other, specify	0	
Sysmiss		4407	
Warning: these figures indicate the number of cases found in the data file. They cannot be interpreted as summary statistics of the population of interest.			
# sr_currmeth_avoidpreg_93: Which methods are you currently using?			
Information	[Type= discrete] [Format=numeric] [Range= 0-96] [Missing=*]		
Statistics [NW/ W]	[Valid=1 /-] [Invalid=4419 /-]		
Value	Label	Cases	Percentage
0	None	0	
1	Male condom	0	
2	Female condom	0	
3	Female sterilization (?tubal ligation?)	0	
4	Male sterilization (?vasectomy?)	0	
5	IUD/loop	0	
6	Injectable contraceptives	0	
7	Implants	0	
8	Oral contraceptive pills	0	
9	Douching after sex	0	
10	Traditional methods	0	
93	Prefer not to answer	1	100.0%
96	Other, specify	0	
Sysmiss		4419	
Warning: these figures indicate the number of cases found in the data file. They cannot be interpreted as summary statistics of the population of interest.			
# sr_currmeth_avoidpreg_96: Which methods are you currently using?			
Information	[Type= discrete] [Format=numeric] [Range= 0-96] [Missing=*]		
Statistics [NW/ W]	[Valid=2 /-] [Invalid=4418 /-]		
Value	Label	Cases	Percentage
0	None	0	
1	Male condom	0	
2	Female condom	0	
3	Female sterilization (?tubal ligation?)	0	
4	Male sterilization (?vasectomy?)	0	
5	IUD/loop	0	
6	Injectable contraceptives	0	

# sr_currmeth_avoidpreg_96: Which methods are you currently using?			
Value	Label	Cases	Percentage
7	Implants	0	
8	Oral contraceptive pills	0	
9	Douching after sex	0	
10	Traditional methods	0	
93	Prefer not to answer	0	
96	Other, specify	2	100.0%
Sysmiss		4418	
Warning: these figures indicate the number of cases found in the data file. They cannot be interpreted as summary statistics of the population of interest.			
# sr_currmeth_otherspec: Other method, please specify:			
Information	[Type= discrete] [Format=character] [Missing=*]		
Statistics [NW/ W]	[Valid=2 -/] [Invalid=0 -/]		
# sr_whatmeth_avoidpreg12mth: In the past 12 months, have you used any method to avoid getting pregnant?			
Information	[Type= discrete] [Format=numeric] [Range= 0-98] [Missing=*]		
Statistics [NW/ W]	[Valid=576 -/] [Invalid=3844 -/]		
Value	Label	Cases	Percentage
0	No, I have never had it	0	
1	Yes	394	68.4%
2	No	180	31.2%
3	Yes, but not sure about the exact age	0	
90	I am not sure	0	
93	Prefer not to answer	2	0.3%
95	Not had sex with this partner in the last 4 weeks	0	
97	N/A	0	
98	Don't know	0	
Sysmiss		3844	
Warning: these figures indicate the number of cases found in the data file. They cannot be interpreted as summary statistics of the population of interest.			
# sr_meth_avoidpreg12mth_1: Which methods were you using?			
Information	[Type= discrete] [Format=numeric] [Range= 0-96] [Missing=*]		
Statistics [NW/ W]	[Valid=122 -/] [Invalid=4298 -/]		
Value	Label	Cases	Percentage
0	None	0	
1	Male condom	122	100.0%
2	Female condom	0	
3	Female sterilization (?tubal ligation?)	0	
4	Male sterilization (?vasectomy?)	0	
5	IUD/loop	0	
6	Injectable contraceptives	0	
7	Implants	0	
8	Oral contraceptive pills	0	
9	Douching after sex	0	
10	Traditional methods	0	
93	Prefer not to answer	0	
96	Other, specify	0	

# sr_meth_avoidpreg12mth_1: Which methods were you using?			
Value	Label	Cases	Percentage
Sysmiss		4298	
Warning: these figures indicate the number of cases found in the data file. They cannot be interpreted as summary statistics of the population of interest.			
# sr_meth_avoidpreg12mth_2: Which methods were you using?			
Information	[Type= discrete] [Format=numeric] [Range= 0-96] [Missing=*]		
Statistics [NW/ W]	[Valid=5 /-] [Invalid=4415 /-]		
Value	Label	Cases	Percentage
0	None	0	
1	Male condom	0	
2	Female condom	5	100.0%
3	Female sterilization (?tubal ligation?)	0	
4	Male sterilization (?vasectomy?)	0	
5	IUD/loop	0	
6	Injectable contraceptives	0	
7	Implants	0	
8	Oral contraceptive pills	0	
9	Douching after sex	0	
10	Traditional methods	0	
93	Prefer not to answer	0	
96	Other, specify	0	
Sysmiss		4415	
Warning: these figures indicate the number of cases found in the data file. They cannot be interpreted as summary statistics of the population of interest.			
# sr_meth_avoidpreg12mth_3: Which methods were you using?			
Information	[Type= discrete] [Format=numeric] [Range= 0-96] [Missing=*]		
Statistics [NW/ W]	[Valid=1 /-] [Invalid=4419 /-]		
Value	Label	Cases	Percentage
0	None	0	
1	Male condom	0	
2	Female condom	0	
3	Female sterilization (?tubal ligation?)	1	100.0%
4	Male sterilization (?vasectomy?)	0	
5	IUD/loop	0	
6	Injectable contraceptives	0	
7	Implants	0	
8	Oral contraceptive pills	0	
9	Douching after sex	0	
10	Traditional methods	0	
93	Prefer not to answer	0	
96	Other, specify	0	
Sysmiss		4419	
Warning: these figures indicate the number of cases found in the data file. They cannot be interpreted as summary statistics of the population of interest.			
# sr_meth_avoidpreg12mth_5: Which methods were you using?			
Information	[Type= discrete] [Format=numeric] [Range= 0-96] [Missing=*]		
Statistics [NW/ W]	[Valid=6 /-] [Invalid=4414 /-]		

# sr_meth_avoidpreg12mth_5: Which methods were you using?			
Value	Label	Cases	Percentage
0	None	0	
1	Male condom	0	
2	Female condom	0	
3	Female sterilization (?tubal ligation?)	0	
4	Male sterilization (?vasectomy?)	0	
5	IUD/loop	6	<div><div></div></div> 100.0%
6	Injectable contraceptives	0	
7	Implants	0	
8	Oral contraceptive pills	0	
9	Douching after sex	0	
10	Traditional methods	0	
93	Prefer not to answer	0	
96	Other, specify	0	
Sysmiss		4414	
Warning: these figures indicate the number of cases found in the data file. They cannot be interpreted as summary statistics of the population of interest.			
# sr_meth_avoidpreg12mth_6: Which methods were you using?			
Information	[Type= discrete] [Format=numeric] [Range= 0-96] [Missing=*]		
Statistics [NW/ W]	[Valid=233 /-] [Invalid=4187 /-]		
Value	Label	Cases	Percentage
0	None	0	
1	Male condom	0	
2	Female condom	0	
3	Female sterilization (?tubal ligation?)	0	
4	Male sterilization (?vasectomy?)	0	
5	IUD/loop	0	
6	Injectable contraceptives	233	<div><div></div></div> 100.0%
7	Implants	0	
8	Oral contraceptive pills	0	
9	Douching after sex	0	
10	Traditional methods	0	
93	Prefer not to answer	0	
96	Other, specify	0	
Sysmiss		4187	
Warning: these figures indicate the number of cases found in the data file. They cannot be interpreted as summary statistics of the population of interest.			

# sr_meth_avoidpreg12mth_7: Which methods were you using?			
Information		[Type= discrete] [Format=numeric] [Range= 0-96] [Missing=*]	
Statistics [NW/ W]		[Valid=36 /-] [Invalid=4384 /-]	
Value	Label	Cases	Percentage
0	None	0	<div><div></div></div> 100.0%
1	Male condom	0	
2	Female condom	0	
3	Female sterilization (?tubal ligation?)	0	
4	Male sterilization (?vasectomy?)	0	
5	IUD/loop	0	
6	Injectable contraceptives	0	
7	Implants	36	
8	Oral contraceptive pills	0	
9	Douching after sex	0	
10	Traditional methods	0	
93	Prefer not to answer	0	
96	Other, specify	0	
Sysmiss		4384	
Warning: these figures indicate the number of cases found in the data file. They cannot be interpreted as summary statistics of the population of interest.			
# sr_meth_avoidpreg12mth_8: Which methods were you using?			
Information		[Type= discrete] [Format=numeric] [Range= 0-96] [Missing=*]	
Statistics [NW/ W]		[Valid=13 /-] [Invalid=4407 /-]	
Value	Label	Cases	Percentage
0	None	0	<div><div></div></div> 100.0%
1	Male condom	0	
2	Female condom	0	
3	Female sterilization (?tubal ligation?)	0	
4	Male sterilization (?vasectomy?)	0	
5	IUD/loop	0	
6	Injectable contraceptives	0	
7	Implants	0	
8	Oral contraceptive pills	13	
9	Douching after sex	0	
10	Traditional methods	0	
93	Prefer not to answer	0	
96	Other, specify	0	
Sysmiss		4407	
Warning: these figures indicate the number of cases found in the data file. They cannot be interpreted as summary statistics of the population of interest.			
# sr_meth_otherspec12mth: Other method, please specify:			
Information		[Type= discrete] [Format=character] [Missing=*]	
Statistics [NW/ W]		[Valid=0 /-] [Invalid=0 /-]	
# sr_hivknw_onepartn: Can the risk of HIV transmission be reduced by having sex with only one uninfect			
Information		[Type= discrete] [Format=numeric] [Range= 0-98] [Missing=*]	
Statistics [NW/ W]		[Valid=3063 /-] [Invalid=1357 /-]	

# sr_hivknw_onepartn: Can the risk of HIV transmission be reduced by having sex with only one uninfected			
Value	Label	Cases	Percentage
0	No, I have never had it	0	
1	Yes	2901	<div><div></div></div> 94.7%
2	No	120	<div><div></div></div> 3.9%
3	Yes, but not sure about the exact age	0	
90	I am not sure	0	
93	Prefer not to answer	6	<div><div></div></div> 0.2%
95	Not had sex with this partner in the last 4 weeks	0	
97	N/A	0	
98	Don't know	36	<div><div></div></div> 1.2%
Sysmiss		1357	
Warning: these figures indicate the number of cases found in the data file. They cannot be interpreted as summary statistics of the population of interest.			
# sr_hivknw_usecondm: Can a person reduce the risk of getting HIV by using a condom every time they have sex?			
Information	[Type= discrete] [Format=numeric] [Range= 0-98] [Missing=*]		
Statistics [NW/ W]	[Valid=3063 /-] [Invalid=1357 /-]		
Value	Label	Cases	Percentage
0	No, I have never had it	0	
1	Yes	2993	<div><div></div></div> 97.7%
2	No	42	<div><div></div></div> 1.4%
3	Yes, but not sure about the exact age	0	
90	I am not sure	0	
93	Prefer not to answer	4	<div><div></div></div> 0.1%
95	Not had sex with this partner in the last 4 weeks	0	
97	N/A	0	
98	Don't know	24	<div><div></div></div> 0.8%
Sysmiss		1357	
Warning: these figures indicate the number of cases found in the data file. They cannot be interpreted as summary statistics of the population of interest.			
# sr_hivknw_healthpersn: Can a healthy-looking person have HIV?			
Information	[Type= discrete] [Format=numeric] [Range= 0-98] [Missing=*]		
Statistics [NW/ W]	[Valid=3063 /-] [Invalid=1357 /-]		
Value	Label	Cases	Percentage
0	No, I have never had it	0	
1	Yes	2685	<div><div></div></div> 87.7%
2	No	262	<div><div></div></div> 8.6%
3	Yes, but not sure about the exact age	0	
90	I am not sure	0	
93	Prefer not to answer	4	<div><div></div></div> 0.1%
95	Not had sex with this partner in the last 4 weeks	0	
97	N/A	0	
98	Don't know	112	<div><div></div></div> 3.7%
Sysmiss		1357	
Warning: these figures indicate the number of cases found in the data file. They cannot be interpreted as summary statistics of the population of interest.			
# sr_hivknw_mosqu: Can a person get HIV from mosquito bites?			
Information	[Type= discrete] [Format=numeric] [Range= 0-98] [Missing=*]		

# sr_hivknw_mosqu: Can a person get HIV from mosquito bites?			
Statistics [NW/ W]		[Valid=3063 /-] [Invalid=1357 /-]	
Value	Label	Cases	Percentage
0	No, I have never had it	0	
1	Yes	801	<div></div> 26.2%
2	No	1755	<div></div> 57.3%
3	Yes, but not sure about the exact age	0	
90	I am not sure	0	
93	Prefer not to answer	5	<div></div> 0.2%
95	Not had sex with this partner in the last 4 weeks	0	
97	N/A	0	
98	Don't know	502	<div></div> 16.4%
Sysmiss		1357	
Warning: these figures indicate the number of cases found in the data file. They cannot be interpreted as summary statistics of the population of interest.			
# sr_hivknw_sharefood: Can a person get HIV by sharing food with someone who is infected?			
Information		[Type= discrete] [Format=numeric] [Range= 0-98] [Missing=*]	
Statistics [NW/ W]		[Valid=3063 /-] [Invalid=1357 /-]	
Value	Label	Cases	Percentage
0	No, I have never had it	0	
1	Yes	324	<div></div> 10.6%
2	No	2561	<div></div> 83.6%
3	Yes, but not sure about the exact age	0	
90	I am not sure	0	
93	Prefer not to answer	5	<div></div> 0.2%
95	Not had sex with this partner in the last 4 weeks	0	
97	N/A	0	
98	Don't know	173	<div></div> 5.6%
Sysmiss		1357	
Warning: these figures indicate the number of cases found in the data file. They cannot be interpreted as summary statistics of the population of interest.			
# srs_everhadsex: Have you ever had sex?			
Information		[Type= discrete] [Format=numeric] [Range= 0-98] [Missing=*]	
Statistics [NW/ W]		[Valid=3063 /-] [Invalid=1357 /-]	
Value	Label	Cases	Percentage
0	No, I have never had it	0	
1	Yes	1879	<div></div> 61.3%
2	No	1062	<div></div> 34.7%
3	Yes, but not sure about the exact age	0	
90	I am not sure	0	
93	Prefer not to answer	122	<div></div> 4.0%
95	Not had sex with this partner in the last 4 weeks	0	
97	N/A	0	
98	Don't know	0	
Sysmiss		1357	
Warning: these figures indicate the number of cases found in the data file. They cannot be interpreted as summary statistics of the population of interest.			

# srs_share_agefirstsex: Are you willing to share how old were you the first time you had sex, even if it			
Information	[Type= discrete] [Format=numeric] [Range= 0-98] [Missing=*]		
Statistics [NW/ W]	[Valid=1889 /-] [Invalid=2531 /-]		
Value	Label	Cases	Percentage
0	No, I have never had it	0	
1	Yes	1048	<div><div></div></div> 55.5%
2	No	664	<div><div></div></div> 35.2%
3	Yes, but not sure about the exact age	0	
90	I am not sure	0	
93	Prefer not to answer	177	<div><div></div></div> 9.4%
95	Not had sex with this partner in the last 4 weeks	0	
97	N/A	0	
98	Don't know	0	
Sysmiss		2531	
Warning: these figures indicate the number of cases found in the data file. They cannot be interpreted as summary statistics of the population of interest.			
# srs_agefirstsex: If you ever had sex (even if it was not your choice) how old were you the first			
Information	[Type= discrete] [Format=character] [Missing=*]		
Statistics [NW/ W]	[Valid=1045 /-] [Invalid=0 /-]		
# srs_firstsexreas_1: What was/were the reason(s) you had sex the first time? [Circle all the relevan			
Information	[Type= discrete] [Format=numeric] [Range= 1-96] [Missing=*]		
Statistics [NW/ W]	[Valid=1205 /-] [Invalid=3215 /-]		
Value	Label	Cases	Percentage
1	To show love to my partner	1205	<div><div></div></div> 100.0%
2	Curious /experimenting	0	
3	Wanted to / my own pleasure	0	
4	Sweet talked by my partner	0	
5	I felt I owed it to him	0	
6	Convinced with money	0	
7	Convinced with food	0	
8	Convinced with gifts	0	
9	Commercial sex work	0	
10	Pressure from friends/peers	0	
11	Pressure from parents / family	0	
12	Partner threatened to end relationship	0	
13	I was forced to have sex	0	
14	It just happened	0	
96	Other	0	
Sysmiss		3215	
Warning: these figures indicate the number of cases found in the data file. They cannot be interpreted as summary statistics of the population of interest.			
# srs_firstsexreas_2: What was/were the reason(s) you had sex the first time? [Circle all the relevan			
Information	[Type= discrete] [Format=numeric] [Range= 1-96] [Missing=*]		
Statistics [NW/ W]	[Valid=28 /-] [Invalid=4392 /-]		
Value	Label	Cases	Percentage
1	To show love to my partner	0	
2	Curious /experimenting	28	<div><div></div></div> 100.0%

# srs_firstsexreas_2: What was/were the reason(s) you had sex the first time? [Circle all the relevan			
Value	Label	Cases	Percentage
3	Wanted to / my own pleasure	0	
4	Sweet talked by my partner	0	
5	I felt I owed it to him	0	
6	Convinced with money	0	
7	Convinced with food	0	
8	Convinced with gifts	0	
9	Commercial sex work	0	
10	Pressure from friends/peers	0	
11	Pressure from parents / family	0	
12	Partner threatened to end relationship	0	
13	I was forced to have sex	0	
14	It just happened	0	
96	Other	0	
Sysmiss		4392	
Warning: these figures indicate the number of cases found in the data file. They cannot be interpreted as summary statistics of the population of interest.			
# srs_firstsexreas_3: What was/were the reason(s) you had sex the first time? [Circle all the relevan			
Information	[Type= discrete] [Format=numeric] [Range= 1-96] [Missing=*]		
Statistics [NW/ W]	[Valid=263 /-] [Invalid=4157 /-]		
Value	Label	Cases	Percentage
1	To show love to my partner	0	
2	Curious /experimenting	0	
3	Wanted to / my own pleasure	263	100.0%
4	Sweet talked by my partner	0	
5	I felt I owed it to him	0	
6	Convinced with money	0	
7	Convinced with food	0	
8	Convinced with gifts	0	
9	Commercial sex work	0	
10	Pressure from friends/peers	0	
11	Pressure from parents / family	0	
12	Partner threatened to end relationship	0	
13	I was forced to have sex	0	
14	It just happened	0	
96	Other	0	
Sysmiss		4157	
Warning: these figures indicate the number of cases found in the data file. They cannot be interpreted as summary statistics of the population of interest.			
# srs_firstsexreas_4: What was/were the reason(s) you had sex the first time? [Circle all the relevan			
Information	[Type= discrete] [Format=numeric] [Range= 1-96] [Missing=*]		
Statistics [NW/ W]	[Valid=34 /-] [Invalid=4386 /-]		
Value	Label	Cases	Percentage
1	To show love to my partner	0	
2	Curious /experimenting	0	
3	Wanted to / my own pleasure	0	
4	Sweet talked by my partner	34	100.0%

# srs_firstsexreas_4: What was/were the reason(s) you had sex the first time? [Circle all the relevan			
Value	Label	Cases	Percentage
5	I felt I owed it to him	0	
6	Convinced with money	0	
7	Convinced with food	0	
8	Convinced with gifts	0	
9	Commercial sex work	0	
10	Pressure from friends/peers	0	
11	Pressure from parents / family	0	
12	Partner threatened to end relationship	0	
13	I was forced to have sex	0	
14	It just happened	0	
96	Other	0	
Sysmiss		4386	
Warning: these figures indicate the number of cases found in the data file. They cannot be interpreted as summary statistics of the population of interest.			
# srs_firstsexreas_5: What was/were the reason(s) you had sex the first time? [Circle all the relevan			
Information	[Type= discrete] [Format=numeric] [Range= 1-96] [Missing=*]		
Statistics [NW/ W]	[Valid=24 /-] [Invalid=4396 /-]		
Value	Label	Cases	Percentage
1	To show love to my partner	0	
2	Curious /experimenting	0	
3	Wanted to / my own pleasure	0	
4	Sweet talked by my partner	0	
5	I felt I owed it to him	24	100.0%
6	Convinced with money	0	
7	Convinced with food	0	
8	Convinced with gifts	0	
9	Commercial sex work	0	
10	Pressure from friends/peers	0	
11	Pressure from parents / family	0	
12	Partner threatened to end relationship	0	
13	I was forced to have sex	0	
14	It just happened	0	
96	Other	0	
Sysmiss		4396	
Warning: these figures indicate the number of cases found in the data file. They cannot be interpreted as summary statistics of the population of interest.			
# srs_firstsexreas_6: What was/were the reason(s) you had sex the first time? [Circle all the relevan			
Information	[Type= discrete] [Format=numeric] [Range= 1-96] [Missing=*]		
Statistics [NW/ W]	[Valid=6 /-] [Invalid=4414 /-]		
Value	Label	Cases	Percentage
1	To show love to my partner	0	
2	Curious /experimenting	0	
3	Wanted to / my own pleasure	0	
4	Sweet talked by my partner	0	
5	I felt I owed it to him	0	
6	Convinced with money	6	100.0%

# srs_firstsexreas_6: What was/were the reason(s) you had sex the first time? [Circle all the relevan			
Value	Label	Cases	Percentage
7	Convinced with food	0	
8	Convinced with gifts	0	
9	Commercial sex work	0	
10	Pressure from friends/peers	0	
11	Pressure from parents / family	0	
12	Partner threatened to end relationship	0	
13	I was forced to have sex	0	
14	It just happened	0	
96	Other	0	
Sysmiss		4414	
Warning: these figures indicate the number of cases found in the data file. They cannot be interpreted as summary statistics of the population of interest.			
# srs_firstsexreas_7: What was/were the reason(s) you had sex the first time? [Circle all the relevan			
Information	[Type= discrete] [Format=numeric] [Range= 1-96] [Missing=*]		
Statistics [NW/ W]	[Valid=3 /-] [Invalid=4417 /-]		
Value	Label	Cases	Percentage
1	To show love to my partner	0	
2	Curious /experimenting	0	
3	Wanted to / my own pleasure	0	
4	Sweet talked by my partner	0	
5	I felt I owed it to him	0	
6	Convinced with money	0	
7	Convinced with food	3	100.0%
8	Convinced with gifts	0	
9	Commercial sex work	0	
10	Pressure from friends/peers	0	
11	Pressure from parents / family	0	
12	Partner threatened to end relationship	0	
13	I was forced to have sex	0	
14	It just happened	0	
96	Other	0	
Sysmiss		4417	
Warning: these figures indicate the number of cases found in the data file. They cannot be interpreted as summary statistics of the population of interest.			
# srs_firstsexreas_8: What was/were the reason(s) you had sex the first time? [Circle all the relevan			
Information	[Type= discrete] [Format=numeric] [Range= 1-96] [Missing=*]		
Statistics [NW/ W]	[Valid=8 /-] [Invalid=4412 /-]		
Value	Label	Cases	Percentage
1	To show love to my partner	0	
2	Curious /experimenting	0	
3	Wanted to / my own pleasure	0	
4	Sweet talked by my partner	0	
5	I felt I owed it to him	0	
6	Convinced with money	0	
7	Convinced with food	0	
8	Convinced with gifts	8	100.0%

# srs_firstsexreas_8: What was/were the reason(s) you had sex the first time? [Circle all the relevan			
Value	Label	Cases	Percentage
9	Commercial sex work	0	
10	Pressure from friends/peers	0	
11	Pressure from parents / family	0	
12	Partner threatened to end relationship	0	
13	I was forced to have sex	0	
14	It just happened	0	
96	Other	0	
Sysmiss		4412	
Warning: these figures indicate the number of cases found in the data file. They cannot be interpreted as summary statistics of the population of interest.			
# srs_firstsexreas_9: What was/were the reason(s) you had sex the first time? [Circle all the relevan			
Information	[Type= discrete] [Format=numeric] [Range= 1-96] [Missing=*]		
Statistics [NW/ W]	[Valid=4 /-] [Invalid=4416 /-]		
Value	Label	Cases	Percentage
1	To show love to my partner	0	
2	Curious /experimenting	0	
3	Wanted to / my own pleasure	0	
4	Sweet talked by my partner	0	
5	I felt I owed it to him	0	
6	Convinced with money	0	
7	Convinced with food	0	
8	Convinced with gifts	0	
9	Commercial sex work	4	100.0%
10	Pressure from friends/peers	0	
11	Pressure from parents / family	0	
12	Partner threatened to end relationship	0	
13	I was forced to have sex	0	
14	It just happened	0	
96	Other	0	
Sysmiss		4416	
Warning: these figures indicate the number of cases found in the data file. They cannot be interpreted as summary statistics of the population of interest.			
# srs_firstsexreas_10: What was/were the reason(s) you had sex the first time? [Circle all the relevan			
Information	[Type= discrete] [Format=numeric] [Range= 1-96] [Missing=*]		
Statistics [NW/ W]	[Valid=54 /-] [Invalid=4366 /-]		
Value	Label	Cases	Percentage
1	To show love to my partner	0	
2	Curious /experimenting	0	
3	Wanted to / my own pleasure	0	
4	Sweet talked by my partner	0	
5	I felt I owed it to him	0	
6	Convinced with money	0	
7	Convinced with food	0	
8	Convinced with gifts	0	
9	Commercial sex work	0	
10	Pressure from friends/peers	54	100.0%

# srs_firstsexreas_10: What was/were the reason(s) you had sex the first time? [Circle all the relevan			
Value	Label	Cases	Percentage
11	Pressure from parents / family	0	
12	Partner threatened to end relationship	0	
13	I was forced to have sex	0	
14	It just happened	0	
96	Other	0	
Sysmiss		4366	
Warning: these figures indicate the number of cases found in the data file. They cannot be interpreted as summary statistics of the population of interest.			
# srs_firstsexreas_11: What was/were the reason(s) you had sex the first time? [Circle all the relevan			
Information	[Type= discrete] [Format=numeric] [Range= 1-96] [Missing=*]		
Statistics [NW/ W]	[Valid=7 /-] [Invalid=4413 /-]		
Value	Label	Cases	Percentage
1	To show love to my partner	0	
2	Curious /experimenting	0	
3	Wanted to / my own pleasure	0	
4	Sweet talked by my partner	0	
5	I felt I owed it to him	0	
6	Convinced with money	0	
7	Convinced with food	0	
8	Convinced with gifts	0	
9	Commercial sex work	0	
10	Pressure from friends/peers	0	
11	Pressure from parents / family	7	100.0%
12	Partner threatened to end relationship	0	
13	I was forced to have sex	0	
14	It just happened	0	
96	Other	0	
Sysmiss		4413	
Warning: these figures indicate the number of cases found in the data file. They cannot be interpreted as summary statistics of the population of interest.			
# srs_firstsexreas_12: What was/were the reason(s) you had sex the first time? [Circle all the relevan			
Information	[Type= discrete] [Format=numeric] [Range= 1-96] [Missing=*]		
Statistics [NW/ W]	[Valid=6 /-] [Invalid=4414 /-]		
Value	Label	Cases	Percentage
1	To show love to my partner	0	
2	Curious /experimenting	0	
3	Wanted to / my own pleasure	0	
4	Sweet talked by my partner	0	
5	I felt I owed it to him	0	
6	Convinced with money	0	
7	Convinced with food	0	
8	Convinced with gifts	0	
9	Commercial sex work	0	
10	Pressure from friends/peers	0	
11	Pressure from parents / family	0	
12	Partner threatened to end relationship	6	100.0%

# srs_firstsexreas_12: What was/were the reason(s) you had sex the first time? [Circle all the relevan			
Value	Label	Cases	Percentage
13	I was forced to have sex	0	
14	It just happened	0	
96	Other	0	
Sysmiss		4414	
Warning: these figures indicate the number of cases found in the data file. They cannot be interpreted as summary statistics of the population of interest.			
# srs_firstsexreas_13: What was/were the reason(s) you had sex the first time? [Circle all the relevan			
Information	[Type= discrete] [Format=numeric] [Range= 1-96] [Missing=*]		
Statistics [NW/ W]	[Valid=9 /-] [Invalid=4411 /-]		
Value	Label	Cases	Percentage
1	To show love to my partner	0	
2	Curious /experimenting	0	
3	Wanted to / my own pleasure	0	
4	Sweet talked by my partner	0	
5	I felt I owed it to him	0	
6	Convinced with money	0	
7	Convinced with food	0	
8	Convinced with gifts	0	
9	Commercial sex work	0	
10	Pressure from friends/peers	0	
11	Pressure from parents / family	0	
12	Partner threatened to end relationship	0	
13	I was forced to have sex	9	100.0%
14	It just happened	0	
96	Other	0	
Sysmiss		4411	
Warning: these figures indicate the number of cases found in the data file. They cannot be interpreted as summary statistics of the population of interest.			
# srs_firstsexreas_14: What was/were the reason(s) you had sex the first time? [Circle all the relevan			
Information	[Type= discrete] [Format=numeric] [Range= 1-96] [Missing=*]		
Statistics [NW/ W]	[Valid=247 /-] [Invalid=4173 /-]		
Value	Label	Cases	Percentage
1	To show love to my partner	0	
2	Curious /experimenting	0	
3	Wanted to / my own pleasure	0	
4	Sweet talked by my partner	0	
5	I felt I owed it to him	0	
6	Convinced with money	0	
7	Convinced with food	0	
8	Convinced with gifts	0	
9	Commercial sex work	0	
10	Pressure from friends/peers	0	
11	Pressure from parents / family	0	
12	Partner threatened to end relationship	0	
13	I was forced to have sex	0	
14	It just happened	247	100.0%

# srs_firstsexreas_14: What was/were the reason(s) you had sex the first time? [Circle all the relevant reasons]			
Value	Label	Cases	Percentage
96	Other	0	
Sysmiss		4173	
Warning: these figures indicate the number of cases found in the data file. They cannot be interpreted as summary statistics of the population of interest.			
# srs_firstsexreas_96: What was/were the reason(s) you had sex the first time? [Circle all the relevant reasons]			
Information		[Type= discrete] [Format=numeric] [Range= 1-96] [Missing=*]	
Statistics [NW/ W]		[Valid=19 /-] [Invalid=4401 /-]	
Value	Label	Cases	Percentage
1	To show love to my partner	0	
2	Curious /experimenting	0	
3	Wanted to / my own pleasure	0	
4	Sweet talked by my partner	0	
5	I felt I owed it to him	0	
6	Convinced with money	0	
7	Convinced with food	0	
8	Convinced with gifts	0	
9	Commercial sex work	0	
10	Pressure from friends/peers	0	
11	Pressure from parents / family	0	
12	Partner threatened to end relationship	0	
13	I was forced to have sex	0	
14	It just happened	0	
96	Other	19	<div></div> 100.0%
Sysmiss		4401	
Warning: these figures indicate the number of cases found in the data file. They cannot be interpreted as summary statistics of the population of interest.			
# srs_firstsexreas_oth: What was/were the reason(s) you had sex the first time? [Circle all the relevant reasons]			
Information		[Type= discrete] [Format=character] [Missing=*]	
Statistics [NW/ W]		[Valid=10 /-] [Invalid=0 /-]	
# srs_firstsexwho: When you had sex for the first time, even if it was not your choice, with whom did you have sex?			
Information		[Type= discrete] [Format=numeric] [Range= 1-98] [Missing=*]	
Statistics [NW/ W]		[Valid=1847 /-] [Invalid=2573 /-]	
Value	Label	Cases	Percentage
1	Husband/wife (married or living as married)	59	<div></div> 3.2%
2	Fiance/Boyfriend/Girlfriend	1338	<div></div> 72.4%
3	Casual partner known to me before having sex	178	<div></div> 9.6%
4	Stranger	45	<div></div> 2.4%
5	Teacher / official in my school	2	0.1%
6	My employer	3	0.2%
7	A family member	7	0.4%
8	Neighbour	50	<div></div> 2.7%
9	Raped	4	0.2%
10	Someone else	70	<div></div> 3.8%
98	I can't remember	91	<div></div> 4.9%
Sysmiss		2573	

# srs_firstsexwho: When you had sex for the first time, even if it was not your choice, with whom d			
Warning: these figures indicate the number of cases found in the data file. They cannot be interpreted as summary statistics of the population of interest.			
# srs_firstsex_gift_fem: The first time you had sex, were you given gifts or money by your sexual partner			
Information	[Type= discrete] [Format=numeric] [Range= 1-4] [Missing=*]		
Statistics [NW/ W]	[Valid=522 /-] [Invalid=3898 /-]		
Value	Label	Cases	Percentage
1	I was given gifts before or after having sex	52	<div><div></div></div> 10.0%
2	I was given money before or after having sex	44	<div><div></div></div> 8.4%
3	I was given both gifts and money before or after having sex	50	<div><div></div></div> 9.6%
4	I have not been given gifts or money	376	<div><div></div></div> 72.0%
Sysmiss		3898	
Warning: these figures indicate the number of cases found in the data file. They cannot be interpreted as summary statistics of the population of interest.			
# srs_firstsex_gift_mal: The first time you had sex, did you give gifts or money to your sexual partner?			
Information	[Type= discrete] [Format=numeric] [Range= 1-4] [Missing=*]		
Statistics [NW/ W]	[Valid=1399 /-] [Invalid=3021 /-]		
Value	Label	Cases	Percentage
1	I was given gifts before or after having sex	74	<div><div></div></div> 5.3%
2	I was given money before or after having sex	27	<div><div></div></div> 1.9%
3	I was given both gifts and money before or after having sex	17	<div><div></div></div> 1.2%
4	I have not been given gifts or money	1281	<div><div></div></div> 91.6%
Sysmiss		3021	
Warning: these figures indicate the number of cases found in the data file. They cannot be interpreted as summary statistics of the population of interest.			
# srs_firstsex_preg: When you first had sex, what did you or your partner do to protect you against p			
Information	[Type= discrete] [Format=numeric] [Range= 1-98] [Missing=*]		
Statistics [NW/ W]	[Valid=1877 /-] [Invalid=2543 /-]		
Value	Label	Cases	Percentage
1	None	857	<div><div></div></div> 45.7%
2	Rhythm method	4	<div><div></div></div> 0.2%
3	Withdrawal: Pulled penis out before ejaculation	107	<div><div></div></div> 5.7%
4	Put a male condom on just before ejaculation	420	<div><div></div></div> 22.4%
5	Used a male condom throughout	352	<div><div></div></div> 18.8%
6	Female condom	36	<div><div></div></div> 1.9%
7	On the pill (female)	11	<div><div></div></div> 0.6%
8	Using an injectable contraceptive (female)	4	<div><div></div></div> 0.2%
9	IUD	1	<div><div></div></div> 0.1%
10	Implants	6	<div><div></div></div> 0.3%
11	We used traditional herbs	3	<div><div></div></div> 0.2%
98	Don?t know	76	<div><div></div></div> 4.0%
Sysmiss		2543	
Warning: these figures indicate the number of cases found in the data file. They cannot be interpreted as summary statistics of the population of interest.			
# srs_firstsex_hiv: When you first had sex, did you or your partner do anything to protect you again			
Information	[Type= discrete] [Format=numeric] [Range= 1-96] [Missing=*]		
Statistics [NW/ W]	[Valid=1890 /-] [Invalid=2530 /-]		

# srs_firstsex_hiv: When you first had sex, did you or your partner do anything to protect you again			
Value	Label	Cases	Percentage
1	Used a condom	960	<div><div></div></div> 50.8%
2	No	910	<div><div></div></div> 48.1%
3	Spermicides / vaginal cream or foam	15	<div><div></div></div> 0.8%
96	Other specify	5	<div><div></div></div> 0.3%
Sysmiss		2530	
Warning: these figures indicate the number of cases found in the data file. They cannot be interpreted as summary statistics of the population of interest.			
# srs_firstsex_hivoth: Please specify other method of protection against HIV			
Information	[Type= discrete] [Format=character] [Missing=*]		
Statistics [NW/ W]	[Valid=5 /-] [Invalid=0 /-]		
# srs_firstsex_knwstatus: Did you know the HIV status of your first partner at the time when you first had			
Information	[Type= discrete] [Format=numeric] [Range= 0-98] [Missing=*]		
Statistics [NW/ W]	[Valid=1890 /-] [Invalid=2530 /-]		
Value	Label	Cases	Percentage
0	No, I have never had it	0	
1	Yes	575	<div><div></div></div> 30.4%
2	No	1210	<div><div></div></div> 64.0%
3	Yes, but not sure about the exact age	0	
90	I am not sure	0	
93	Prefer not to answer	31	<div><div></div></div> 1.6%
95	Not had sex with this partner in the last 4 weeks	0	
97	N/A	0	
98	Don't know	74	<div><div></div></div> 3.9%
Sysmiss		2530	
Warning: these figures indicate the number of cases found in the data file. They cannot be interpreted as summary statistics of the population of interest.			
# srs_firstsex_statusis: What was the HIV status of your first partner at the time when you first had sex			
Information	[Type= discrete] [Format=numeric] [Range= 0-93] [Missing=*]		
Statistics [NW/ W]	[Valid=574 /-] [Invalid=3846 /-]		
Value	Label	Cases	Percentage
0	Partner is Negative	504	<div><div></div></div> 87.8%
1	Partner is Positive	14	<div><div></div></div> 2.4%
93	Prefer not to answer	56	<div><div></div></div> 9.8%
Sysmiss		3846	
Warning: these figures indicate the number of cases found in the data file. They cannot be interpreted as summary statistics of the population of interest.			
# srs_firstsex_useart: Did you know if your first partner was taking ART at the time when you first had			
Information	[Type= discrete] [Format=numeric] [Range= 0-98] [Missing=*]		
Statistics [NW/ W]	[Valid=11 /-] [Invalid=4409 /-]		
Value	Label	Cases	Percentage
0	No, I have never had it	0	
1	Yes	7	<div><div></div></div> 63.6%
2	No	2	<div><div></div></div> 18.2%
3	Yes, but not sure about the exact age	0	
90	I am not sure	0	

# srs_firstsex_useart: Did you know if your first partner was taking ART at the time when you first had			
Value	Label	Cases	Percentage
93	Prefer not to answer	0	
95	Not had sex with this partner in the last 4 weeks	0	
97	N/A	0	
98	Don't know	2	<div><div></div></div> 18.2%
Sysmiss		4409	
Warning: these figures indicate the number of cases found in the data file. They cannot be interpreted as summary statistics of the population of interest.			
# srs_share_partnagfirstsex: Are you willing to share how old was the person you first had sex with, even if			
Information		[Type= discrete] [Format=numeric] [Range= 0-98] [Missing=*]	
Statistics [NW/ W]		[Valid=1889 /-] [Invalid=2531 /-]	
Value	Label	Cases	Percentage
0	No, I have never had it	0	
1	Yes	580	<div><div></div></div> 30.7%
2	No	784	<div><div></div></div> 41.5%
3	Yes, but not sure about the exact age	360	<div><div></div></div> 19.1%
90	I am not sure	0	
93	Prefer not to answer	165	<div><div></div></div> 8.7%
95	Not had sex with this partner in the last 4 weeks	0	
97	N/A	0	
98	Don't know	0	
Sysmiss		2531	
Warning: these figures indicate the number of cases found in the data file. They cannot be interpreted as summary statistics of the population of interest.			
# srs_partnagfirstsex: How old was the person you first had sex with, even if it was forced or not your			
Information		[Type= discrete] [Format=character] [Missing=*]	
Statistics [NW/ W]		[Valid=580 /-] [Invalid=0 /-]	
# srs_firstestmage: Was this person:			
Information		[Type= discrete] [Format=numeric] [Range= 0-2] [Missing=*]	
Statistics [NW/ W]		[Valid=360 /-] [Invalid=4060 /-]	
Value	Label	Cases	Percentage
0	Older	81	<div><div></div></div> 22.5%
1	Younger	86	<div><div></div></div> 23.9%
2	Same age	193	<div><div></div></div> 53.6%
Sysmiss		4060	
Warning: these figures indicate the number of cases found in the data file. They cannot be interpreted as summary statistics of the population of interest.			
# srs_firstestmyears: How many years younger/older?			
Information		[Type= discrete] [Format=numeric] [Range= 1-4] [Missing=*]	
Statistics [NW/ W]		[Valid=167 /-] [Invalid=4253 /-]	
Value	Label	Cases	Percentage
1	1-2 years	56	<div><div></div></div> 33.5%
2	3-4 years	53	<div><div></div></div> 31.7%
3	5-10 years	31	<div><div></div></div> 18.6%
4	10+ years	27	<div><div></div></div> 16.2%
Sysmiss		4253	
Warning: these figures indicate the number of cases found in the data file. They cannot be interpreted as summary statistics of the population of interest.			

# srs_share_agesecndsex: Are you willing to share how old you were when you first had sex with your secon			
Information	[Type= discrete] [Format=numeric] [Range= 0-98] [Missing=*]		
Statistics [NW/ W]	[Valid=1890 /-] [Invalid=2530 /-]		
Value	Label	Cases	Percentage
0	No, I have never had it	319	<div><div></div></div> 16.9%
1	Yes	639	<div><div></div></div> 33.8%
2	No	746	<div><div></div></div> 39.5%
3	Yes, but not sure about the exact age	0	
90	I am not sure	0	
93	Prefer not to answer	186	<div><div></div></div> 9.8%
95	Not had sex with this partner in the last 4 weeks	0	
97	N/A	0	
98	Don't know	0	
Sysmiss		2530	
Warning: these figures indicate the number of cases found in the data file. They cannot be interpreted as summary statistics of the population of interest.			
# srs_agesecndsex: How old were you the first time you had sex with your second sexual partner? If			
Information	[Type= discrete] [Format=character] [Missing=*]		
Statistics [NW/ W]	[Valid=639 /-] [Invalid=0 /-]		
# srs_sharelife_numsexpartn: Are you willing to share the number of different people have you had sex with in			
Information	[Type= discrete] [Format=numeric] [Range= 0-98] [Missing=*]		
Statistics [NW/ W]	[Valid=1890 /-] [Invalid=2530 /-]		
Value	Label	Cases	Percentage
0	No, I have never had it	0	
1	Yes	702	<div><div></div></div> 37.1%
2	No	979	<div><div></div></div> 51.8%
3	Yes, but not sure about the exact age	0	
90	I am not sure	0	
93	Prefer not to answer	209	<div><div></div></div> 11.1%
95	Not had sex with this partner in the last 4 weeks	0	
97	N/A	0	
98	Don't know	0	
Sysmiss		2530	
Warning: these figures indicate the number of cases found in the data file. They cannot be interpreted as summary statistics of the population of interest.			
# srs_life_numsexpartn: How many different people have you had sex with in your lifetime (including your			
Information	[Type= discrete] [Format=character] [Missing=*]		
Statistics [NW/ W]	[Valid=701 /-] [Invalid=0 /-]		
# srs_share12mth_numsexpartn: Are you willing to share the number of different people have you had sex with in			
Information	[Type= discrete] [Format=numeric] [Range= 0-98] [Missing=*]		
Statistics [NW/ W]	[Valid=1889 /-] [Invalid=2531 /-]		
Value	Label	Cases	Percentage
0	No, I have never had it	0	
1	Yes	662	<div><div></div></div> 35.0%
2	No	980	<div><div></div></div> 51.9%
3	Yes, but not sure about the exact age	0	

# srs_share12mth_numsexpartn: Are you willing to share the number of different people have you had sex with in			
Value	Label	Cases	Percentage
90	I am not sure	0	
93	Prefer not to answer	142	<div><div></div></div> 7.5%
95	Not had sex with this partner in the last 4 weeks	105	<div><div></div></div> 5.6%
97	N/A	0	
98	Don't know	0	
Sysmiss		2531	
Warning: these figures indicate the number of cases found in the data file. They cannot be interpreted as summary statistics of the population of interest.			
# srs_12mth_numsexpartn: How many people have you had sex with in the past 12 months (including your husb			
Information	[Type= discrete] [Format=character] [Missing=*]		
Statistics [NW/ W]	[Valid=662 /-] [Invalid=0 /-]		
# srs_12mth_newsexpartn: Of the number of partners you had in the last 12 months, how many of these partn			
Information	[Type= discrete] [Format=character] [Missing=*]		
Statistics [NW/ W]	[Valid=589 /-] [Invalid=0 /-]		
# srs_share_numsexrelat: Sometimes people have more than one sexual relationship at the same time.			
Information	[Type= discrete] [Format=numeric] [Range= 0-98] [Missing=*]		
Statistics [NW/ W]	[Valid=1887 /-] [Invalid=2533 /-]		
Value	Label	Cases	Percentage
0	No, I have never had it	0	
1	Yes	675	<div><div></div></div> 35.8%
2	No	1048	<div><div></div></div> 55.5%
3	Yes, but not sure about the exact age	0	
90	I am not sure	0	
93	Prefer not to answer	164	<div><div></div></div> 8.7%
95	Not had sex with this partner in the last 4 weeks	0	
97	N/A	0	
98	Don't know	0	
Sysmiss		2533	
Warning: these figures indicate the number of cases found in the data file. They cannot be interpreted as summary statistics of the population of interest.			
# srs_numsexrelat: How many sexual relationships are you in at the moment (if you do not know, plea			
Information	[Type= discrete] [Format=character] [Missing=*]		
Statistics [NW/ W]	[Valid=675 /-] [Invalid=0 /-]		
# srs_transsex_women: In the past 12 months, have you ever had sex with anyone (for a short period of			
Information	[Type= discrete] [Format=numeric] [Range= 0-98] [Missing=*]		
Statistics [NW/ W]	[Valid=522 /-] [Invalid=3898 /-]		
Value	Label	Cases	Percentage
0	No, I have never had it	0	
1	Yes	40	<div><div></div></div> 7.7%
2	No	458	<div><div></div></div> 87.7%
3	Yes, but not sure about the exact age	0	
90	I am not sure	0	
93	Prefer not to answer	24	<div><div></div></div> 4.6%
95	Not had sex with this partner in the last 4 weeks	0	

# srs_transsex_women: In the past 12 months, have you ever had sex with anyone (for a short period of			
Value	Label	Cases	Percentage
97	N/A	0	
98	Don't know	0	
Sysmiss		3898	
Warning: these figures indicate the number of cases found in the data file. They cannot be interpreted as summary statistics of the population of interest.			

# srs_share_transsex: Are you willing to share with how many different people have you become sexually			
Information	[Type= discrete] [Format=numeric] [Range= 0-98] [Missing=*]		
Statistics [NW/ W]	[Valid=1890 /-] [Invalid=2530 /-]		
Value	Label	Cases	Percentage
0	No, I have never had it	948	<div><div></div></div> 50.2%
1	Yes	281	<div><div></div></div> 14.9%
2	No	507	<div><div></div></div> 26.8%
3	Yes, but not sure about the exact age	0	
90	I am not sure	0	
93	Prefer not to answer	154	<div><div></div></div> 8.1%
95	Not had sex with this partner in the last 4 weeks	0	
97	N/A	0	
98	Don't know	0	
Sysmiss		2530	
Warning: these figures indicate the number of cases found in the data file. They cannot be interpreted as summary statistics of the population of interest.			
# srs_transsex_num: In the past 12 months how many different people have you become sexually involve			
Information	[Type= discrete] [Format=character] [Missing=*]		
Statistics [NW/ W]	[Valid=281 /-] [Invalid=0 /-]		
# srs_sexworker: Some people have sex with other people for a living; would you consider yourself			
Information	[Type= discrete] [Format=numeric] [Range= 0-98] [Missing=*]		
Statistics [NW/ W]	[Valid=522 /-] [Invalid=3898 /-]		
Value	Label	Cases	Percentage
0	No, I have never had it	0	
1	Yes	27	<div><div></div></div> 5.2%
2	No	482	<div><div></div></div> 92.3%
3	Yes, but not sure about the exact age	0	
90	I am not sure	0	
93	Prefer not to answer	13	<div><div></div></div> 2.5%
95	Not had sex with this partner in the last 4 weeks	0	
97	N/A	0	
98	Don't know	0	
Sysmiss		3898	
Warning: these figures indicate the number of cases found in the data file. They cannot be interpreted as summary statistics of the population of interest.			
# srs_transsex_men: In the past 12 months have you provided a woman who is not a sex worker with hel			
Information	[Type= discrete] [Format=numeric] [Range= 0-98] [Missing=*]		
Statistics [NW/ W]	[Valid=1354 /-] [Invalid=3066 /-]		
Value	Label	Cases	Percentage
0	No, I have never had it	0	
1	Yes	151	<div><div></div></div> 11.2%
2	No	1162	<div><div></div></div> 85.8%
3	Yes, but not sure about the exact age	0	
90	I am not sure	0	
93	Prefer not to answer	41	<div><div></div></div> 3.0%
95	Not had sex with this partner in the last 4 weeks	0	
97	N/A	0	

# srs_transsex_men: In the past 12 months have you provided a woman who is not a sex worker with hel			
Value	Label	Cases	Percentage
98	Don't know	0	
Sysmiss		3066	
Warning: these figures indicate the number of cases found in the data file. They cannot be interpreted as summary statistics of the population of interest.			
# srs_usecondom3months: Have you used a condom during sex in the past 3 months?			
Information	[Type= discrete] [Format=numeric] [Range= 0-98] [Missing=*]		
Statistics [NW/ W]	[Valid=1889 /-] [Invalid=2531 /-]		
Value	Label	Cases	Percentage
0	No, I have never had it	225	<div><div></div></div> 11.9%
1	Yes	1101	<div><div></div></div> 58.3%
2	No	511	<div><div></div></div> 27.1%
3	Yes, but not sure about the exact age	0	
90	I am not sure	0	
93	Prefer not to answer	52	<div><div></div></div> 2.8%
95	Not had sex with this partner in the last 4 weeks	0	
97	N/A	0	
98	Don't know	0	
Sysmiss		2531	
Warning: these figures indicate the number of cases found in the data file. They cannot be interpreted as summary statistics of the population of interest.			
# srs_usecondomlasttime: Did you use a condom the LAST time you had sex (whether it was forced or agreed)			
Information	[Type= discrete] [Format=numeric] [Range= 0-98] [Missing=*]		
Statistics [NW/ W]	[Valid=1889 /-] [Invalid=2531 /-]		
Value	Label	Cases	Percentage
0	No, I have never had it	0	
1	Yes	1041	<div><div></div></div> 55.1%
2	No	787	<div><div></div></div> 41.7%
3	Yes, but not sure about the exact age	0	
90	I am not sure	0	
93	Prefer not to answer	61	<div><div></div></div> 3.2%
95	Not had sex with this partner in the last 4 weeks	0	
97	N/A	0	
98	Don't know	0	
Sysmiss		2531	
Warning: these figures indicate the number of cases found in the data file. They cannot be interpreted as summary statistics of the population of interest.			
# srs_condomless_1month: Have you had any sex without a condom in the last month? (condom less sex)			
Information	[Type= discrete] [Format=numeric] [Range= 0-98] [Missing=*]		
Statistics [NW/ W]	[Valid=1889 /-] [Invalid=2531 /-]		
Value	Label	Cases	Percentage
0	No, I have never had it	0	
1	Yes	829	<div><div></div></div> 43.9%
2	No	1011	<div><div></div></div> 53.5%
3	Yes, but not sure about the exact age	0	
90	I am not sure	0	
93	Prefer not to answer	49	<div><div></div></div> 2.6%

# srs_condomless_1month: Have you had any sex without a condom in the last month? (condom less sex)			
Value	Label	Cases	Percentage
95	Not had sex with this partner in the last 4 weeks	0	
97	N/A	0	
98	Don't know	0	
Sysmiss		2531	
Warning: these figures indicate the number of cases found in the data file. They cannot be interpreted as summary statistics of the population of interest.			
# srs_condomless12months: Have you had any sex without a condom in the last 12 months? (condom less sex)			
Information	[Type= discrete] [Format=numeric] [Range= 0-98] [Missing=*]		
Statistics [NW/ W]	[Valid=1012 /-] [Invalid=3408 /-]		
Value	Label	Cases	Percentage
0	No, I have never had it	0	
1	Yes	277	<div><div></div></div> 27.4%
2	No	714	<div><div></div></div> 70.6%
3	Yes, but not sure about the exact age	0	
90	I am not sure	0	
93	Prefer not to answer	21	<div><div></div></div> 2.1%
95	Not had sex with this partner in the last 4 weeks	0	
97	N/A	0	
98	Don't know	0	
Sysmiss		3408	
Warning: these figures indicate the number of cases found in the data file. They cannot be interpreted as summary statistics of the population of interest.			
# srs_recnt1_sexin12mths: Have you had sex with this person in the past 12 months? Most recent partner			
Information	[Type= discrete] [Format=numeric] [Range= 0-98] [Missing=*]		
Statistics [NW/ W]	[Valid=651 /-] [Invalid=3769 /-]		
Value	Label	Cases	Percentage
0	No, I have never had it	0	
1	Yes	536	<div><div></div></div> 82.3%
2	No	85	<div><div></div></div> 13.1%
3	Yes, but not sure about the exact age	0	
90	I am not sure	0	
93	Prefer not to answer	27	<div><div></div></div> 4.1%
95	Not had sex with this partner in the last 4 weeks	0	
97	N/A	0	
98	Don't know	3	<div><div></div></div> 0.5%
Sysmiss		3769	
Warning: these figures indicate the number of cases found in the data file. They cannot be interpreted as summary statistics of the population of interest.			
# srs_recnt1_relationship: When you last had sex with this person, what was your relationship to that perso			
Information	[Type= discrete] [Format=numeric] [Range= 1-93] [Missing=*]		
Statistics [NW/ W]	[Valid=536 /-] [Invalid=3884 /-]		
Value	Label	Cases	Percentage
1	We were married, or in a civil partnership, or living together as a couple	31	<div><div></div></div> 5.8%
2	We were in a steady relationship	464	<div><div></div></div> 86.6%
3	We had previously been married or in a civil partnership, or living together as a couple, but were not at that time	2	<div><div></div></div> 0.4%

# srs_recnt1_relationship: When you last had sex with this person, what was your relationship to that perso			
Value	Label	Cases	Percentage
4	We had previously been in a steady relationship, but were not at that time	13	<div><div></div></div> 2.4%
5	We had known each other before, but were not in a steady relationship at that time	5	<div><div></div></div> 0.9%
6	We did not know each other at that time	6	<div><div></div></div> 1.1%
93	Prefer not to answer	15	<div><div></div></div> 2.8%
Sysmiss		3884	
Warning: these figures indicate the number of cases found in the data file. They cannot be interpreted as summary statistics of the population of interest.			
# srs_recnt1_currelation: What is your current relationship status with [name]? Most recent partner			
Information	[Type= discrete] [Format=numeric] [Range= 1-98] [Missing=*]		
Statistics [NW/ W]	[Valid=536 /-] [Invalid=3884 /-]		
Value	Label	Cases	Percentage
1	We are still in a relationship and will have sex again	444	<div><div></div></div> 82.8%
2	Our relationship is not continuing but we might have sex again	41	<div><div></div></div> 7.6%
3	Our relationship has completely ended	31	<div><div></div></div> 5.8%
93	Prefer not to answer	7	<div><div></div></div> 1.3%
98	Don?t know	13	<div><div></div></div> 2.4%
Sysmiss		3884	
Warning: these figures indicate the number of cases found in the data file. They cannot be interpreted as summary statistics of the population of interest.			
# srs_recnt1_partnwork: What are the main kinds of work/activities [name] does/has done over the last 12			
Information	[Type= discrete] [Format=numeric] [Range= 1-98] [Missing=*]		
Statistics [NW/ W]	[Valid=536 /-] [Invalid=3884 /-]		
Value	Label	Cases	Percentage
1	Full-time employment	125	<div><div></div></div> 23.3%
2	No, Not employeeed	195	<div><div></div></div> 36.4%
3	Part-time employment	84	<div><div></div></div> 15.7%
4	Studying	124	<div><div></div></div> 23.1%
93	Prefer not to answer	0	
98	Don't know	8	<div><div></div></div> 1.5%
Sysmiss		3884	
Warning: these figures indicate the number of cases found in the data file. They cannot be interpreted as summary statistics of the population of interest.			
# srs_recnt1_highlevledu: What was the highest level of education of [name]? Most recent partner			
Information	[Type= discrete] [Format=numeric] [Range= 0-98] [Missing=*]		
Statistics [NW/ W]	[Valid=534 /-] [Invalid=3886 /-]		
Value	Label	Cases	Percentage
0	None	6	<div><div></div></div> 1.1%
1	Some primary	22	<div><div></div></div> 4.1%
2	Some secondary	158	<div><div></div></div> 29.6%
3	Completed secondary/matrikulated	257	<div><div></div></div> 48.1%
4	Certificate	11	<div><div></div></div> 2.1%
5	Diploma	22	<div><div></div></div> 4.1%
6	Bachelors degree	25	<div><div></div></div> 4.7%
7	Bachelors + Diploma	1	<div><div></div></div> 0.2%
8	Honours	2	<div><div></div></div> 0.4%

# srs_recnt1_highlevledu: What was the highest level of education of [name]? Most recent partner			
Value	Label	Cases	Percentage
93	Prefer not to answer	3	<div><div></div></div> 0.6%
98	Don't know	27	<div><div></div></div> 5.1%
Sysmiss		3886	
Warning: these figures indicate the number of cases found in the data file. They cannot be interpreted as summary statistics of the population of interest.			
# srs_recnt1_sharetimeago: Are you willing to share long ago did you first have sex with this person? Most			
Information	[Type= discrete] [Format=numeric] [Range= 0-98] [Missing=*]		
Statistics [NW/ W]	[Valid=536 /-] [Invalid=3884 /-]		
Value	Label	Cases	Percentage
0	No, I have never had it	0	
1	Yes	328	<div><div></div></div> 61.2%
2	No	175	<div><div></div></div> 32.6%
3	Yes, but not sure about the exact age	0	
90	I am not sure	0	
93	Prefer not to answer	25	<div><div></div></div> 4.7%
95	Not had sex with this partner in the last 4 weeks	0	
97	N/A	0	
98	Don't know	8	<div><div></div></div> 1.5%
Sysmiss		3884	
Warning: these figures indicate the number of cases found in the data file. They cannot be interpreted as summary statistics of the population of interest.			
# srs_recnt1_timeago: How long ago did you first have sex with this person (if you do not know, please			
Information	[Type= discrete] [Format=character] [Missing=*]		
Statistics [NW/ W]	[Valid=328 /-] [Invalid=0 /-]		
# srs_recnt1_timeagounit: Is value in. Most recent partner			
Information	[Type= discrete] [Format=numeric] [Range= 1-4] [Missing=*]		
Statistics [NW/ W]	[Valid=328 /-] [Invalid=4092 /-]		
Value	Label	Cases	Percentage
1	Days	11	<div><div></div></div> 3.4%
2	Weeks	9	<div><div></div></div> 2.7%
3	Months	63	<div><div></div></div> 19.2%
4	Years	245	<div><div></div></div> 74.7%
Sysmiss		4092	
Warning: these figures indicate the number of cases found in the data file. They cannot be interpreted as summary statistics of the population of interest.			
# srs_recnt1_sharelasttime: Are you willing to share when was the last time you had sex with this person? Mo			
Information	[Type= discrete] [Format=numeric] [Range= 0-98] [Missing=*]		
Statistics [NW/ W]	[Valid=536 /-] [Invalid=3884 /-]		
Value	Label	Cases	Percentage
0	No, I have never had it	0	
1	Yes	384	<div><div></div></div> 71.6%
2	No	124	<div><div></div></div> 23.1%
3	Yes, but not sure about the exact age	0	
90	I am not sure	0	
93	Prefer not to answer	15	<div><div></div></div> 2.8%

# srs_recnt1_sharelasttime: Are you willing to share when was the last time you had sex with this person? Mo			
Value	Label	Cases	Percentage
95	Not had sex with this partner in the last 4 weeks	0	
97	N/A	0	
98	Don't know	13	<div><div></div></div> 2.4%
Sysmiss		3884	
Warning: these figures indicate the number of cases found in the data file. They cannot be interpreted as summary statistics of the population of interest.			
# srs_recnt1_lasttime: When was the last time you had sex with this person (if you do not know, please			
Information	[Type= discrete] [Format=character] [Missing=*]		
Statistics [NW/ W]	[Valid=383 /-] [Invalid=0 /-]		
# srs_recnt1_lasttimeunit: Is value in. Most recent partner			
Information	[Type= discrete] [Format=numeric] [Range= 1-4] [Missing=*]		
Statistics [NW/ W]	[Valid=384 /-] [Invalid=4036 /-]		
Value	Label	Cases	Percentage
1	Days	123	<div><div></div></div> 32.0%
2	Weeks	93	<div><div></div></div> 24.2%
3	Months	152	<div><div></div></div> 39.6%
4	Years	16	<div><div></div></div> 4.2%
Sysmiss		4036	
Warning: these figures indicate the number of cases found in the data file. They cannot be interpreted as summary statistics of the population of interest.			
# srs_recnt1_shareage: Are you willing to share the age of this person? Most recent partner			
Information	[Type= discrete] [Format=numeric] [Range= 0-98] [Missing=*]		
Statistics [NW/ W]	[Valid=536 /-] [Invalid=3884 /-]		
Value	Label	Cases	Percentage
0	No, I have never had it	0	
1	Yes	426	<div><div></div></div> 79.5%
2	No	73	<div><div></div></div> 13.6%
3	Yes, but not sure about the exact age	0	
90	I am not sure	0	
93	Prefer not to answer	15	<div><div></div></div> 2.8%
95	Not had sex with this partner in the last 4 weeks	0	
97	N/A	0	
98	Don't know	22	<div><div></div></div> 4.1%
Sysmiss		3884	
Warning: these figures indicate the number of cases found in the data file. They cannot be interpreted as summary statistics of the population of interest.			
# srs_recnt1_personage: How old is this person (if you do not know, please make your best guess)? [in ye			
Information	[Type= discrete] [Format=character] [Missing=*]		
Statistics [NW/ W]	[Valid=426 /-] [Invalid=0 /-]		
# srs_recnt1_hhmember: Is this person a member of this household? Most recent partner			
Information	[Type= discrete] [Format=numeric] [Range= 0-98] [Missing=*]		
Statistics [NW/ W]	[Valid=536 /-] [Invalid=3884 /-]		
Value	Label	Cases	Percentage
0	No, I have never had it	0	
1	Yes	29	<div><div></div></div> 5.4%

# srs_recnt1_hhmember: Is this person a member of this household? Most recent partner			
Value	Label	Cases	Percentage
2	No	504	94.0%
3	Yes, but not sure about the exact age	0	
90	I am not sure	0	
93	Prefer not to answer	1	0.2%
95	Not had sex with this partner in the last 4 weeks	0	
97	N/A	0	
98	Don't know	2	0.4%
Sysmiss		3884	
Warning: these figures indicate the number of cases found in the data file. They cannot be interpreted as summary statistics of the population of interest.			
# srs_recnt1_personreside: Where does this person normally reside? Most recent partner			
Information	[Type= discrete] [Format=numeric] [Range= 1-98] [Missing=*]		
Statistics [NW/ W]	[Valid=536 /-] [Invalid=3884 /-]		
Value	Label	Cases	Percentage
1	Same house	39	7.3%
2	Same community	196	36.6%
3	Outside the district, but in the Mpukunyoni area	162	30.2%
4	Outside the Mpukunyoni area but in Hlabisa District	38	7.1%
5	Outside the Hlabisa District but inside KwaZulu-Natal	76	14.2%
6	Outside of KwaZulu-Natal	20	3.7%
93	Prefer not to answer	4	0.7%
98	Don't know	1	0.2%
Sysmiss		3884	
Warning: these figures indicate the number of cases found in the data file. They cannot be interpreted as summary statistics of the population of interest.			
# srs_recnt1_isigodi: In which Isigodi does this person normally reside? Most recent partner			
Information	[Type= discrete] [Format=numeric] [Range= 1-98] [Missing=*]		
Statistics [NW/ W]	[Valid=161 /-] [Invalid=4259 /-]		
Value	Label	Cases	Percentage
1	Ebaswazini	5	3.1%
2	Esiyembeni	3	1.9%
3	Gunjaneni	7	4.3%
4	Kwahoho	3	1.9%
5	KwaMsane township	16	9.9%
6	KwaMsane reserve	9	5.6%
10	Macambini	2	1.2%
11	Machibini	12	7.5%
12	Mahunjini	3	1.9%
13	Mapheleni	1	0.6%
14	Mshaya	3	1.9%
15	Myeki	4	2.5%
16	Nkolokotho	7	4.3%
17	Nkombose	3	1.9%
18	Nomathiya	7	4.3%
19	Nqopheni	6	3.7%
20	Ogengele	4	2.5%

# srs_recnt1_isigodi: In which Isigodi does this person normally reside? Most recent partner			
Value	Label	Cases	Percentage
21	Ophaphasi	1	<div><div></div></div> 0.6%
22	Makhambane	1	<div><div></div></div> 0.6%
23	Nsolweni	2	<div><div></div></div> 1.2%
24	Ophondweni	6	<div><div></div></div> 3.7%
25	Madwaleni	3	<div><div></div></div> 1.9%
26	Mfekayi	12	<div><div></div></div> 7.5%
27	Mvutshini	1	<div><div></div></div> 0.6%
28	Nkundusi	0	
29	Qakwini	1	<div><div></div></div> 0.6%
30	Shikishela	7	<div><div></div></div> 4.3%
31	Nompondo	0	
93	Prefer not to answer	0	
96	Other	32	<div><div></div></div> 19.9%
98	Don't know	0	
Sysmiss		4259	
Warning: these figures indicate the number of cases found in the data file. They cannot be interpreted as summary statistics of the population of interest.			
# srs_recnt1_lastconduse: Did you use a condom the last time you had sex with this person? Most recent par			
Information		[Type= discrete] [Format=numeric] [Range= 0-98] [Missing=*]	
Statistics [NW/ W]		[Valid=536 /-] [Invalid=3884 /-]	
Value	Label	Cases	Percentage
0	No, I have never had it	0	
1	Yes	291	<div><div></div></div> 54.3%
2	No	243	<div><div></div></div> 45.3%
3	Yes, but not sure about the exact age	0	
90	I am not sure	0	
93	Prefer not to answer	2	<div><div></div></div> 0.4%
95	Not had sex with this partner in the last 4 weeks	0	
97	N/A	0	
98	Don't know	0	
Sysmiss		3884	
Warning: these figures indicate the number of cases found in the data file. They cannot be interpreted as summary statistics of the population of interest.			
# srs_recnt1_buylastcondom: If yes, who brought the condom the last time you had sex with [name]? Most recen			
Information		[Type= discrete] [Format=numeric] [Range= 1-98] [Missing=*]	
Statistics [NW/ W]		[Valid=287 /-] [Invalid=4133 /-]	
Value	Label	Cases	Percentage
1	Respondent	198	<div><div></div></div> 69.0%
2	Partner	81	<div><div></div></div> 28.2%
93	Prefer not to answer	6	<div><div></div></div> 2.1%
98	Don?t remember	2	<div><div></div></div> 0.7%
Sysmiss		4133	
Warning: these figures indicate the number of cases found in the data file. They cannot be interpreted as summary statistics of the population of interest.			
# srs_recnt1_whyastcondom: If no, why did you or [name] NOT use a condom? (last sex) Most recent partner			
Information		[Type= discrete] [Format=numeric] [Range= 1-98] [Missing=*]	

# srs_recnt1_whyastcondom: If no, why did you or [name] NOT use a condom? (last sex) Most recent partner			
Statistics [NW/ W]		[Valid=243 -] [Invalid=4177 -]	
Value	Label	Cases	Percentage
1	I don't like condoms/interfere with pleasure	45	<div><div></div></div> 18.5%
2	My partner does not like condoms/ interfere with pleasure	19	<div><div></div></div> 7.8%
3	We did not have a condom/condom not available/no money	40	<div><div></div></div> 16.5%
4	I have no control over condom use/I was afraid of violence if suggested condoms	1	<div><div></div></div> 0.4%
5	I trust my partner	90	<div><div></div></div> 37.0%
6	I know my partner is HIV negative	15	<div><div></div></div> 6.2%
7	I was too drunk/My partner was too drunk	1	<div><div></div></div> 0.4%
8	Because he is circumcised	2	<div><div></div></div> 0.8%
9	I/my partner is trying to have a baby	11	<div><div></div></div> 4.5%
10	Because I/my partner is taking ART	1	<div><div></div></div> 0.4%
11	Religious reasons	0	
93	Prefer not to answer	7	<div><div></div></div> 2.9%
98	Don't know	11	<div><div></div></div> 4.5%
Sysmiss		4177	
Warning: these figures indicate the number of cases found in the data file. They cannot be interpreted as summary statistics of the population of interest.			
# srs_recnt1_firstconduse: The first time you had sex with [name], did you/your partner use a male or femal			
Information		[Type= discrete] [Format=numeric] [Range= 0-98] [Missing=*]	
Statistics [NW/ W]		[Valid=536 -] [Invalid=3884 -]	
Value	Label	Cases	Percentage
0	No, I have never had it	0	
1	Yes	299	<div><div></div></div> 55.8%
2	No	220	<div><div></div></div> 41.0%
3	Yes, but not sure about the exact age	0	
90	I am not sure	0	
93	Prefer not to answer	12	<div><div></div></div> 2.2%
95	Not had sex with this partner in the last 4 weeks	0	
97	N/A	0	
98	Don't know	5	<div><div></div></div> 0.9%
Sysmiss		3884	
Warning: these figures indicate the number of cases found in the data file. They cannot be interpreted as summary statistics of the population of interest.			
# srs_recnt1_buyfirstcondom: If yes, who brought the condom the first time you had sex with [name]? Most rece			
Information		[Type= discrete] [Format=numeric] [Range= 1-98] [Missing=*]	
Statistics [NW/ W]		[Valid=299 -] [Invalid=4121 -]	
Value	Label	Cases	Percentage
1	Respondent	206	<div><div></div></div> 68.9%
2	Partner	89	<div><div></div></div> 29.8%
93	Prefer not to answer	2	<div><div></div></div> 0.7%
98	Don't remember	2	<div><div></div></div> 0.7%
Sysmiss		4121	
Warning: these figures indicate the number of cases found in the data file. They cannot be interpreted as summary statistics of the population of interest.			

# srs_recnt1_whyfirstcondom: If no, why did you or [name] NOT use a condom? (first sex) Most recent partner			
Information	[Type= discrete] [Format=numeric] [Range= 1-98] [Missing=*]		
Statistics [NW/ W]	[Valid=220 /-] [Invalid=4200 /-]		
Value	Label	Cases	Percentage
1	I don't like condoms/interfere with pleasure	39	<div><div></div></div> 17.7%
2	My partner does not like condoms/ interfere with pleasure	11	<div><div></div></div> 5.0%
3	We did not have a condom/condom not available/no money	78	<div><div></div></div> 35.5%
4	I have no control over condom use/I was afraid of violence if suggested condoms	4	<div><div></div></div> 1.8%
5	I trust my partner	53	<div><div></div></div> 24.1%
6	I know my partner is HIV negative	3	<div><div></div></div> 1.4%
7	I was too drunk/My partner was too drunk	3	<div><div></div></div> 1.4%
8	Because he is circumcised	5	<div><div></div></div> 2.3%
9	I/my partner is trying to have a baby	7	<div><div></div></div> 3.2%
10	Because I/my partner is taking ART	2	<div><div></div></div> 0.9%
11	Religious reasons	0	
93	Prefer not to answer	6	<div><div></div></div> 2.7%
98	Don't know	9	<div><div></div></div> 4.1%
Sysmiss		4200	
Warning: these figures indicate the number of cases found in the data file. They cannot be interpreted as summary statistics of the population of interest.			
# srs_recnt1_freqconduse: How often have you and [name] used male or female condoms? Most recent partner			
Information	[Type= discrete] [Format=numeric] [Range= 1-93] [Missing=*]		
Statistics [NW/ W]	[Valid=536 /-] [Invalid=3884 /-]		
Value	Label	Cases	Percentage
1	All of the time	186	<div><div></div></div> 34.7%
2	Sometimes	279	<div><div></div></div> 52.1%
3	Never	68	<div><div></div></div> 12.7%
93	Prefer not to answer	3	<div><div></div></div> 0.6%
Sysmiss		3884	
Warning: these figures indicate the number of cases found in the data file. They cannot be interpreted as summary statistics of the population of interest.			
# srs_recnt1_aclohbefore: Did you drink alcohol before the last time you had sex with [name]? Most recent			
Information	[Type= discrete] [Format=numeric] [Range= 0-98] [Missing=*]		
Statistics [NW/ W]	[Valid=536 /-] [Invalid=3884 /-]		
Value	Label	Cases	Percentage
0	No, I have never had it	0	
1	Yes	39	<div><div></div></div> 7.3%
2	No	490	<div><div></div></div> 91.4%
3	Yes, but not sure about the exact age	0	
90	I am not sure	0	
93	Prefer not to answer	6	<div><div></div></div> 1.1%
95	Not had sex with this partner in the last 4 weeks	0	
97	N/A	0	
98	Don't know	1	<div><div></div></div> 0.2%
Sysmiss		3884	
Warning: these figures indicate the number of cases found in the data file. They cannot be interpreted as summary statistics of the population of interest.			

# srs_recnt1_giflast: The last time you had sex with [name], did you give or were you given a gift in			
Information	[Type= discrete] [Format=numeric] [Range= 1-93] [Missing=*]		
Statistics [NW/ W]	[Valid=536 /-] [Invalid=3884 /-]		
Value	Label	Cases	Percentage
1	Yes, I received gift	24	<div><div></div>4.5%</div>
2	No, I did not give or receive gift	484	<div><div></div>90.3%</div>
3	Yes, I gave gift	14	<div><div></div>2.6%</div>
93	Prefer not to answer	14	<div><div></div>2.6%</div>
Sysmiss		3884	
Warning: these figures indicate the number of cases found in the data file. They cannot be interpreted as summary statistics of the population of interest.			
# srs_recnt1_moneylast: The last time you had sex with [name], did you give or were you given money in o			
Information	[Type= discrete] [Format=numeric] [Range= 1-93] [Missing=*]		
Statistics [NW/ W]	[Valid=535 /-] [Invalid=3885 /-]		
Value	Label	Cases	Percentage
1	Yes, I received money	13	<div><div></div>2.4%</div>
2	No, I did not give or receive money	492	<div><div></div>92.0%</div>
3	Yes, I gave money	21	<div><div></div>3.9%</div>
93	Prefer not to answer	9	<div><div></div>1.7%</div>
Sysmiss		3885	
Warning: these figures indicate the number of cases found in the data file. They cannot be interpreted as summary statistics of the population of interest.			
# srs_recnt1_sharenumsex4wks: Are you willing to share the number of times you had sex with this person over t			
Information	[Type= discrete] [Format=numeric] [Range= 0-98] [Missing=*]		
Statistics [NW/ W]	[Valid=535 /-] [Invalid=3885 /-]		
Value	Label	Cases	Percentage
0	No, I have never had it	0	
1	Yes	201	<div><div></div>37.6%</div>
2	No	0	
3	Yes, but not sure about the exact age	0	
90	I am not sure	0	
93	Prefer not to answer	117	<div><div></div>21.9%</div>
95	Not had sex with this partner in the last 4 weeks	217	<div><div></div>40.6%</div>
97	N/A	0	
98	Don't know	0	
Sysmiss		3885	
Warning: these figures indicate the number of cases found in the data file. They cannot be interpreted as summary statistics of the population of interest.			
# srs_recnt1_numsex4wks: Over the past four weeks, how many times have you had sex with this person? Most			
Information	[Type= discrete] [Format=character] [Missing=*]		
Statistics [NW/ W]	[Valid=201 /-] [Invalid=0 /-]		
# srs_recnt1_knwpartnstatus: Do you know the HIV status of [name]? Most recent partner			
Information	[Type= discrete] [Format=numeric] [Range= 0-98] [Missing=*]		
Statistics [NW/ W]	[Valid=535 /-] [Invalid=3885 /-]		
Value	Label	Cases	Percentage
0	No, I have never had it	0	
1	Yes	344	<div><div></div>64.3%</div>

# srs_recnt1_knwpartnstatus: Do you know the HIV status of [name]? Most recent partner			
Value	Label	Cases	Percentage
2	No	168	<div><div></div></div> 31.4%
3	Yes, but not sure about the exact age	0	
90	I am not sure	0	
93	Prefer not to answer	13	<div><div></div></div> 2.4%
95	Not had sex with this partner in the last 4 weeks	0	
97	N/A	0	
98	Don't know	10	<div><div></div></div> 1.9%
Sysmiss		3885	
Warning: these figures indicate the number of cases found in the data file. They cannot be interpreted as summary statistics of the population of interest.			
# srs_recnt1_partnstatus: What is the HIV status of [name]? Most recent partner			
Information	[Type= discrete] [Format=numeric] [Range= 0-93] [Missing=*]		
Statistics [NW/ W]	[Valid=344 /-] [Invalid=4076 /-]		
Value	Label	Cases	Percentage
0	Partner is Negative	283	<div><div></div></div> 82.3%
1	Partner is Positive	48	<div><div></div></div> 14.0%
93	Prefer not to answer	13	<div><div></div></div> 3.8%
Sysmiss		4076	
Warning: these figures indicate the number of cases found in the data file. They cannot be interpreted as summary statistics of the population of interest.			
# srs_recnt1_howknowstatus: How did you find out their HIV status? Most recent partner			
Information	[Type= discrete] [Format=numeric] [Range= 1-96] [Missing=*]		
Statistics [NW/ W]	[Valid=344 /-] [Invalid=4076 /-]		
Value	Label	Cases	Percentage
1	Partner told me	171	<div><div></div></div> 49.7%
2	We tested together	103	<div><div></div></div> 29.9%
3	I saw/heard about the results another way	52	<div><div></div></div> 15.1%
5	I just know	11	<div><div></div></div> 3.2%
93	I prefer not to answer	7	<div><div></div></div> 2.0%
96	Other	0	
Sysmiss		4076	
Warning: these figures indicate the number of cases found in the data file. They cannot be interpreted as summary statistics of the population of interest.			
# srs_recnt1_knowstat_oth: Please specify details on other way you find out about the person's HIV status?			
Information	[Type= discrete] [Format=character] [Missing=*]		
Statistics [NW/ W]	[Valid=0 /-] [Invalid=0 /-]		
# srs_recnt1_partn_onart: Do you know if [name]is taking ART? Most recent partner			
Information	[Type= discrete] [Format=numeric] [Range= 0-98] [Missing=*]		
Statistics [NW/ W]	[Valid=48 /-] [Invalid=4372 /-]		
Value	Label	Cases	Percentage
0	No, I have never had it	0	
1	Yes	43	<div><div></div></div> 89.6%
2	No	5	<div><div></div></div> 10.4%
3	Yes, but not sure about the exact age	0	
90	I am not sure	0	

# srs_recnt1_partn_onart: Do you know if [name]is taking ART? Most recent partner			
Value	Label	Cases	Percentage
93	Prefer not to answer	0	
95	Not had sex with this partner in the last 4 weeks	0	
97	N/A	0	
98	Don't know	0	
Sysmiss		4372	
Warning: these figures indicate the number of cases found in the data file. They cannot be interpreted as summary statistics of the population of interest.			
# srs_recnt1_knowyourhivstat: Does this person know your current HIV status? Most recent partner			
Information	[Type= discrete] [Format=numeric] [Range= 0-98] [Missing=*]		
Statistics [NW/ W]	[Valid=535 -/] [Invalid=3885 -/]		
Value	Label	Cases	Percentage
0	No, I have never had it	0	
1	Yes	380	<div><div></div></div> 71.0%
2	No	142	<div><div></div></div> 26.5%
3	Yes, but not sure about the exact age	0	
90	I am not sure	0	
93	Prefer not to answer	10	<div><div></div></div> 1.9%
95	Not had sex with this partner in the last 4 weeks	0	
97	N/A	0	
98	Don't know	3	<div><div></div></div> 0.6%
Sysmiss		3885	
Warning: these figures indicate the number of cases found in the data file. They cannot be interpreted as summary statistics of the population of interest.			
# srs_recnt1_takeprep: During your relationship with [name] in the past year, did you take PrEP to prev			
Information	[Type= discrete] [Format=numeric] [Range= 0-98] [Missing=*]		
Statistics [NW/ W]	[Valid=535 -/] [Invalid=3885 -/]		
Value	Label	Cases	Percentage
0	No, I have never had it	0	
1	Yes	27	<div><div></div></div> 5.0%
2	No	476	<div><div></div></div> 89.0%
3	Yes, but not sure about the exact age	0	
90	I am not sure	0	
93	Prefer not to answer	9	<div><div></div></div> 1.7%
95	Not had sex with this partner in the last 4 weeks	0	
97	N/A	0	
98	Don't know	23	<div><div></div></div> 4.3%
Sysmiss		3885	
Warning: these figures indicate the number of cases found in the data file. They cannot be interpreted as summary statistics of the population of interest.			
# srs_recnt1_no_prepreas: Why did you decide not to take PrEP? Most recent partner			
Information	[Type= discrete] [Format=numeric] [Range= 1-96] [Missing=*]		
Statistics [NW/ W]	[Valid=475 -/] [Invalid=3945 -/]		
Value	Label	Cases	Percentage
1	I do not know about it	442	<div><div></div></div> 93.1%
2	I do not feel that I need it	17	<div><div></div></div> 3.6%
3	I am worried about its side effects or safety	6	<div><div></div></div> 1.3%

# srs_recnt1_no_prepreas: Why did you decide not to take PrEP? Most recent partner			
Value	Label	Cases	Percentage
4	It is inconvenient to go through the process at the clinic	0	
93	I prefer not to answer	9	<div></div> 1.9%
96	Other	1	0.2%
Sysmiss		3945	
Warning: these figures indicate the number of cases found in the data file. They cannot be interpreted as summary statistics of the population of interest.			
# srs_recnt1_no_prepoth: Please specify other reason for not taking PREP. Most recent partner			
Information	[Type= discrete] [Format=character] [Missing=*]		
Statistics [NW/ W]	[Valid=1 -/] [Invalid=0 -/]		
# srs_recnt1_patnr_othsex: Over the past 12 months, during your relationships with X do you know or suspect			
Information	[Type= discrete] [Format=numeric] [Range= 1-98] [Missing=*]		
Statistics [NW/ W]	[Valid=535 -/] [Invalid=3885 -/]		
Value	Label	Cases	Percentage
1	Yes- I know with another spouse	11	<div></div> 2.1%
2	No, I know this partner did not have other partners	265	<div></div> 49.5%
3	Yes- I know with another partner or partners	38	<div></div> 7.1%
4	Yes- I believe there was another partner or partners	67	<div></div> 12.5%
93	Prefer not to answer	0	
98	Don't know	154	<div></div> 28.8%
Sysmiss		3885	
Warning: these figures indicate the number of cases found in the data file. They cannot be interpreted as summary statistics of the population of interest.			
# srs_recnt2_sexin12mths: Have you had sex with this person in the past 12 months? Second most recent part			
Information	[Type= discrete] [Format=numeric] [Range= 0-98] [Missing=*]		
Statistics [NW/ W]	[Valid=271 -/] [Invalid=4149 -/]		
Value	Label	Cases	Percentage
0	No, I have never had it	0	
1	Yes	155	<div></div> 57.2%
2	No	84	<div></div> 31.0%
3	Yes, but not sure about the exact age	0	
90	I am not sure	0	
93	Prefer not to answer	29	<div></div> 10.7%
95	Not had sex with this partner in the last 4 weeks	0	
97	N/A	0	
98	Don't know	3	<div></div> 1.1%
Sysmiss		4149	
Warning: these figures indicate the number of cases found in the data file. They cannot be interpreted as summary statistics of the population of interest.			
# srs_recnt2_relationship: When you last had sex with this person, what was your relationship to that perso			
Information	[Type= discrete] [Format=numeric] [Range= 1-93] [Missing=*]		
Statistics [NW/ W]	[Valid=155 -/] [Invalid=4265 -/]		
Value	Label	Cases	Percentage
1	We were married, or in a civil partnership, or living together as a couple	10	<div></div> 6.5%
2	We were in a steady relationship	115	<div></div> 74.2%

# srs_recnt2_relationship: When you last had sex with this person, what was your relationship to that perso			
Value	Label	Cases	Percentage
3	We had previously been married or in a civil partnership, or living together as a couple, but were not at that time	1	<div><div></div></div> 0.6%
4	We had previously been in a steady relationship, but were not at that time	19	<div><div></div></div> 12.3%
5	We had known each other before, but were not in a steady relationship at that time	5	<div><div></div></div> 3.2%
6	We did not know each other at that time	2	<div><div></div></div> 1.3%
93	Prefer not to answer	3	<div><div></div></div> 1.9%
Sysmiss		4265	
Warning: these figures indicate the number of cases found in the data file. They cannot be interpreted as summary statistics of the population of interest.			
# srs_recnt2_currelation: What is your current relationship status with [name]? Second most recent partne			
Information	[Type= discrete] [Format=numeric] [Range= 1-98] [Missing=*]		
Statistics [NW/ W]	[Valid=155 /-] [Invalid=4265 /-]		
Value	Label	Cases	Percentage
1	We are still in a relationship and will have sex again	91	<div><div></div></div> 58.7%
2	Our relationship is not continuing but we might have sex again	21	<div><div></div></div> 13.5%
3	Our relationship has completely ended	31	<div><div></div></div> 20.0%
93	Prefer not to answer	6	<div><div></div></div> 3.9%
98	Don't know	6	<div><div></div></div> 3.9%
Sysmiss		4265	
Warning: these figures indicate the number of cases found in the data file. They cannot be interpreted as summary statistics of the population of interest.			
# srs_recnt2_partnwork: What are the main kinds of work/activities [name] does/has done over the last 12			
Information	[Type= discrete] [Format=numeric] [Range= 1-98] [Missing=*]		
Statistics [NW/ W]	[Valid=155 /-] [Invalid=4265 /-]		
Value	Label	Cases	Percentage
1	Full-time employment	30	<div><div></div></div> 19.4%
2	No, Not employeeed	55	<div><div></div></div> 35.5%
3	Part-time employment	18	<div><div></div></div> 11.6%
4	Studying	45	<div><div></div></div> 29.0%
93	Prefer not to answer	0	
98	Don't know	7	<div><div></div></div> 4.5%
Sysmiss		4265	
Warning: these figures indicate the number of cases found in the data file. They cannot be interpreted as summary statistics of the population of interest.			

# srs_recnt2_highlevledu: What was the highest level of education of [name]? Second most recent partner			
Information		[Type= discrete] [Format=numeric] [Range= 0-98] [Missing=*]	
Statistics [NW/ W]		[Valid=155 /-] [Invalid=4265 /-]	
Value	Label	Cases	Percentage
0	None	5	<div><div></div></div> 3.2%
1	Some primary	6	<div><div></div></div> 3.9%
2	Some secondary	45	<div><div></div></div> 29.0%
3	Completed secondary/matrikulated	66	<div><div></div></div> 42.6%
4	Certificate	7	<div><div></div></div> 4.5%
5	Diploma	5	<div><div></div></div> 3.2%
6	Bachelors degree	4	<div><div></div></div> 2.6%
7	Bachelors + Diploma	0	
8	Honours	0	
93	Prefer not to answer	2	<div><div></div></div> 1.3%
98	Don't know	15	<div><div></div></div> 9.7%
Sysmiss		4265	
Warning: these figures indicate the number of cases found in the data file. They cannot be interpreted as summary statistics of the population of interest.			
# srs_recnt2_sharetimeago: Are you willing to share long ago did you first have sex with this person? Secon			
Information		[Type= discrete] [Format=numeric] [Range= 0-98] [Missing=*]	
Statistics [NW/ W]		[Valid=155 /-] [Invalid=4265 /-]	
Value	Label	Cases	Percentage
0	No, I have never had it	0	
1	Yes	78	<div><div></div></div> 50.3%
2	No	65	<div><div></div></div> 41.9%
3	Yes, but not sure about the exact age	0	
90	I am not sure	0	
93	Prefer not to answer	8	<div><div></div></div> 5.2%
95	Not had sex with this partner in the last 4 weeks	0	
97	N/A	0	
98	Don't know	4	<div><div></div></div> 2.6%
Sysmiss		4265	
Warning: these figures indicate the number of cases found in the data file. They cannot be interpreted as summary statistics of the population of interest.			
# srs_recnt2_timeago: How long ago did you first have sex with this person (if you do not know, please			
Information		[Type= discrete] [Format=character] [Missing=*]	
Statistics [NW/ W]		[Valid=78 /-] [Invalid=0 /-]	
# srs_recnt2_timeagounit: Is value in. Second most recent partner			
Information		[Type= discrete] [Format=numeric] [Range= 1-4] [Missing=*]	
Statistics [NW/ W]		[Valid=78 /-] [Invalid=4342 /-]	
Value	Label	Cases	Percentage
1	Days	3	<div><div></div></div> 3.8%
2	Weeks	6	<div><div></div></div> 7.7%
3	Months	23	<div><div></div></div> 29.5%
4	Years	46	<div><div></div></div> 59.0%
Sysmiss		4342	
Warning: these figures indicate the number of cases found in the data file. They cannot be interpreted as summary statistics of the population of interest.			

# srs_recnt2_sharelasttime: Are you willing to share when was the last time you had sex with this person? Se			
Information		[Type= discrete] [Format=numeric] [Range= 0-98] [Missing=*]	
Statistics [NW/ W]		[Valid=155 -/] [Invalid=4265 -/]	
Value	Label	Cases	Percentage
0	No, I have never had it	0	
1	Yes	88	<div><div></div></div> 56.8%
2	No	53	<div><div></div></div> 34.2%
3	Yes, but not sure about the exact age	0	
90	I am not sure	0	
93	Prefer not to answer	8	<div><div></div></div> 5.2%
95	Not had sex with this partner in the last 4 weeks	0	
97	N/A	0	
98	Don't know	6	<div><div></div></div> 3.9%
Sysmiss		4265	
Warning: these figures indicate the number of cases found in the data file. They cannot be interpreted as summary statistics of the population of interest.			
# srs_recnt2_lasttime: When was the last time you had sex with this person (if you do not know, please			
Information		[Type= discrete] [Format=character] [Missing=*]	
Statistics [NW/ W]		[Valid=88 -/] [Invalid=0 -/]	
# srs_recnt2_lasttimeunit: Is value in. Second most recent partner			
Information		[Type= discrete] [Format=numeric] [Range= 1-4] [Missing=*]	
Statistics [NW/ W]		[Valid=88 -/] [Invalid=4332 -/]	
Value	Label	Cases	Percentage
1	Days	19	<div><div></div></div> 21.6%
2	Weeks	19	<div><div></div></div> 21.6%
3	Months	45	<div><div></div></div> 51.1%
4	Years	5	<div><div></div></div> 5.7%
Sysmiss		4332	
Warning: these figures indicate the number of cases found in the data file. They cannot be interpreted as summary statistics of the population of interest.			
# srs_recnt2_shareage: Are you willing to share the age of this person? Second most recent partner			
Information		[Type= discrete] [Format=numeric] [Range= 0-98] [Missing=*]	
Statistics [NW/ W]		[Valid=155 -/] [Invalid=4265 -/]	
Value	Label	Cases	Percentage
0	No, I have never had it	0	
1	Yes	107	<div><div></div></div> 69.0%
2	No	36	<div><div></div></div> 23.2%
3	Yes, but not sure about the exact age	0	
90	I am not sure	0	
93	Prefer not to answer	6	<div><div></div></div> 3.9%
95	Not had sex with this partner in the last 4 weeks	0	
97	N/A	0	
98	Don't know	6	<div><div></div></div> 3.9%
Sysmiss		4265	
Warning: these figures indicate the number of cases found in the data file. They cannot be interpreted as summary statistics of the population of interest.			

# srs_recnt2_personage: How old is this person (if you do not know, please make your best guess)? [in ye			
Information	[Type= discrete] [Format=character] [Missing=*]		
Statistics [NW/ W]	[Valid=107 -/] [Invalid=0 -/]		
# srs_recnt2_hhmember: Is this person a member of this household? Second most recent partner			
Information	[Type= discrete] [Format=numeric] [Range= 0-98] [Missing=*]		
Statistics [NW/ W]	[Valid=155 -/] [Invalid=4265 -/]		
Value	Label	Cases	Percentage
0	No, I have never had it	0	
1	Yes	4	<div><div></div></div> 2.6%
2	No	146	<div><div></div></div> 94.2%
3	Yes, but not sure about the exact age	0	
90	I am not sure	0	
93	Prefer not to answer	4	<div><div></div></div> 2.6%
95	Not had sex with this partner in the last 4 weeks	0	
97	N/A	0	
98	Don't know	1	<div><div></div></div> 0.6%
Sysmiss		4265	
Warning: these figures indicate the number of cases found in the data file. They cannot be interpreted as summary statistics of the population of interest.			
# srs_recnt2_personreside: Where does this person normally reside? Second most recent partner			
Information	[Type= discrete] [Format=numeric] [Range= 1-98] [Missing=*]		
Statistics [NW/ W]	[Valid=155 -/] [Invalid=4265 -/]		
Value	Label	Cases	Percentage
1	Same house	1	<div><div></div></div> 0.6%
2	Same community	56	<div><div></div></div> 36.1%
3	Outside the district, but in the Mpukunyoni area	53	<div><div></div></div> 34.2%
4	Outside the Mpukunyoni area but in Hlabisa District	17	<div><div></div></div> 11.0%
5	Outside the Hlabisa District but inside KwaZulu-Natal	19	<div><div></div></div> 12.3%
6	Outside of KwaZulu-Natal	5	<div><div></div></div> 3.2%
93	Prefer not to answer	3	<div><div></div></div> 1.9%
98	Don?t know	1	<div><div></div></div> 0.6%
Sysmiss		4265	
Warning: these figures indicate the number of cases found in the data file. They cannot be interpreted as summary statistics of the population of interest.			
# srs_recnt2_isigodi: In which Isigodi does this person normally reside? Second most recent partner			
Information	[Type= discrete] [Format=numeric] [Range= 1-98] [Missing=*]		
Statistics [NW/ W]	[Valid=53 -/] [Invalid=4367 -/]		
Value	Label	Cases	Percentage
1	Ebaswazini	4	<div><div></div></div> 7.5%
2	Esiyembeni	4	<div><div></div></div> 7.5%
3	Gunjaneni	5	<div><div></div></div> 9.4%
4	Kwahoho	0	
5	KwaMsane township	2	<div><div></div></div> 3.8%
6	KwaMsane reserve	8	<div><div></div></div> 15.1%
10	Macambini	0	
11	Machibini	3	<div><div></div></div> 5.7%
12	Mahunjini	0	

# srs_recnt2_isigodi: In which Isigodi does this person normally reside? Second most recent partner			
Value	Label	Cases	Percentage
13	Mapheleni	2	<div><div></div></div> 3.8%
14	Mshaya	0	
15	Myeki	3	<div><div></div></div> 5.7%
16	Nkolokotho	1	<div><div></div></div> 1.9%
17	Nkombose	4	<div><div></div></div> 7.5%
18	Nomathiya	0	
19	Nqopheni	1	<div><div></div></div> 1.9%
20	Ogengele	1	<div><div></div></div> 1.9%
21	Ophaphasi	0	
22	Makhambane	1	<div><div></div></div> 1.9%
23	Nsolweni	1	<div><div></div></div> 1.9%
24	Ophondweni	0	
25	Madwaleni	0	
26	Mfekayi	7	<div><div></div></div> 13.2%
27	Mvutshini	0	
28	Nkundusi	0	
29	Qakwini	0	
30	Shikishela	2	<div><div></div></div> 3.8%
31	Nompondo	0	
93	Prefer not to answer	0	
96	Other	4	<div><div></div></div> 7.5%
98	Don't know	0	
Sysmiss		4367	
Warning: these figures indicate the number of cases found in the data file. They cannot be interpreted as summary statistics of the population of interest.			
# srs_recnt2_lastconduse: Did you use a condom the last time you had sex with this person? Second most rec			
Information	[Type= discrete] [Format=numeric] [Range= 0-98] [Missing=*]		
Statistics [NW/ W]	[Valid=155 /-] [Invalid=4265 /-]		
Value	Label	Cases	Percentage
0	No, I have never had it	0	
1	Yes	98	<div><div></div></div> 63.2%
2	No	52	<div><div></div></div> 33.5%
3	Yes, but not sure about the exact age	0	
90	I am not sure	0	
93	Prefer not to answer	5	<div><div></div></div> 3.2%
95	Not had sex with this partner in the last 4 weeks	0	
97	N/A	0	
98	Don't know	0	
Sysmiss		4265	
Warning: these figures indicate the number of cases found in the data file. They cannot be interpreted as summary statistics of the population of interest.			
# srs_recnt2_buylastcondom: If yes, who brought the condom the last time you had sex with [name]? Second mos			
Information	[Type= discrete] [Format=numeric] [Range= 1-98] [Missing=*]		
Statistics [NW/ W]	[Valid=98 /-] [Invalid=4322 /-]		
Value	Label	Cases	Percentage
1	Respondent	75	<div><div></div></div> 76.5%

# srs_recnt2_buylastcondom: If yes, who brought the condom the last time you had sex with [name]? Second mos			
Value	Label	Cases	Percentage
2	Partner	18	<div><div></div></div> 18.4%
93	Prefer not to answer	4	<div><div></div></div> 4.1%
98	Don?t remember	1	<div><div></div></div> 1.0%
Sysmiss		4322	
Warning: these figures indicate the number of cases found in the data file. They cannot be interpreted as summary statistics of the population of interest.			
# srs_recnt2_whylastcondom: If no, why did you or [name] NOT use a condom? (last sex) Second most recent par			
Information	[Type= discrete] [Format=numeric] [Range= 1-98] [Missing=*]		
Statistics [NW/ W]	[Valid=52 /-] [Invalid=4368 /-]		
Value	Label	Cases	Percentage
1	I don?t like condoms/interfere with pleasure	14	<div><div></div></div> 26.9%
2	My partner does not like condoms/ interfere with pleasure	7	<div><div></div></div> 13.5%
3	We did not have a condom/condom not available/no money	8	<div><div></div></div> 15.4%
4	I have no control over condom use/I was afraid of violence if suggested condoms	0	
5	I trust my partner	17	<div><div></div></div> 32.7%
6	I know my partner is HIV negative	1	<div><div></div></div> 1.9%
7	I was too drunk/My partner was too drunk	1	<div><div></div></div> 1.9%
8	Because he is circumcised	0	
9	I/my partner is trying to have a baby	0	
10	Because I/my partner is taking ART	0	
11	Religious reasons	0	
93	Prefer not to answer	2	<div><div></div></div> 3.8%
98	Don't know	2	<div><div></div></div> 3.8%
Sysmiss		4368	
Warning: these figures indicate the number of cases found in the data file. They cannot be interpreted as summary statistics of the population of interest.			
# srs_recnt2_firstconduse: The first time you had sex with [name], did you/your partner use a male or femal			
Information	[Type= discrete] [Format=numeric] [Range= 0-98] [Missing=*]		
Statistics [NW/ W]	[Valid=155 /-] [Invalid=4265 /-]		
Value	Label	Cases	Percentage
0	No, I have never had it	0	
1	Yes	97	<div><div></div></div> 62.6%
2	No	49	<div><div></div></div> 31.6%
3	Yes, but not sure about the exact age	0	
90	I am not sure	0	
93	Prefer not to answer	7	<div><div></div></div> 4.5%
95	Not had sex with this partner in the last 4 weeks	0	
97	N/A	0	
98	Don't know	2	<div><div></div></div> 1.3%
Sysmiss		4265	
Warning: these figures indicate the number of cases found in the data file. They cannot be interpreted as summary statistics of the population of interest.			
# srs_recnt2_buyfirstcondom: If yes, who brought the condom the first time you had sex with [name]? Second mo			
Information	[Type= discrete] [Format=numeric] [Range= 1-98] [Missing=*]		
Statistics [NW/ W]	[Valid=97 /-] [Invalid=4323 /-]		

# srs_recnt2_buyfirstcondom: If yes, who brought the condom the first time you had sex with [name]? Second mo			
Value	Label	Cases	Percentage
1	Respondent	71	<div><div></div></div> 73.2%
2	Partner	20	<div><div></div></div> 20.6%
93	Prefer not to answer	3	<div><div></div></div> 3.1%
98	Don?t remember	3	<div><div></div></div> 3.1%
Sysmiss		4323	
Warning: these figures indicate the number of cases found in the data file. They cannot be interpreted as summary statistics of the population of interest.			
# srs_recnt2_whyfirstcondom: If no, why did you or [name] NOT use a condom? (first sex) Second most recent pa			
Information	[Type= discrete] [Format=numeric] [Range= 1-98] [Missing=*]		
Statistics [NW/ W]	[Valid=49 /-] [Invalid=4371 /-]		
Value	Label	Cases	Percentage
1	I don?t like condoms/interfere with pleasure	13	<div><div></div></div> 26.5%
2	My partner does not like condoms/ interfere with pleasure	4	<div><div></div></div> 8.2%
3	We did not have a condom/condom not available/no money	12	<div><div></div></div> 24.5%
4	I have no control over condom use/I was afraid of violence if suggested condoms	0	
5	I trust my partner	13	<div><div></div></div> 26.5%
6	I know my partner is HIV negative	1	<div><div></div></div> 2.0%
7	I was too drunk/My partner was too drunk	1	<div><div></div></div> 2.0%
8	Because he is circumcised	0	
9	I/my partner is trying to have a baby	0	
10	Because I/my partner is taking ART	0	
11	Religious reasons	0	
93	Prefer not to answer	0	
98	Don't know	5	<div><div></div></div> 10.2%
Sysmiss		4371	
Warning: these figures indicate the number of cases found in the data file. They cannot be interpreted as summary statistics of the population of interest.			
# srs_recnt2_freqconduse: How often have you and [name] used male or female condoms? Second most recent pa			
Information	[Type= discrete] [Format=numeric] [Range= 1-93] [Missing=*]		
Statistics [NW/ W]	[Valid=155 /-] [Invalid=4265 /-]		
Value	Label	Cases	Percentage
1	All of the time	62	<div><div></div></div> 40.0%
2	Sometimes	63	<div><div></div></div> 40.6%
3	Never	22	<div><div></div></div> 14.2%
93	Prefer not to answer	8	<div><div></div></div> 5.2%
Sysmiss		4265	
Warning: these figures indicate the number of cases found in the data file. They cannot be interpreted as summary statistics of the population of interest.			
# srs_recnt2_aclohbefore: Did you drink alcohol before the last time you had sex with [name]? Second most			
Information	[Type= discrete] [Format=numeric] [Range= 0-98] [Missing=*]		
Statistics [NW/ W]	[Valid=155 /-] [Invalid=4265 /-]		
Value	Label	Cases	Percentage
0	No, I have never had it	0	
1	Yes	18	<div><div></div></div> 11.6%
2	No	132	<div><div></div></div> 85.2%

# srs_recnt2_aclohbefore: Did you drink alcohol before the last time you had sex with [name]? Second most			
Value	Label	Cases	Percentage
3	Yes, but not sure about the exact age	0	
90	I am not sure	0	
93	Prefer not to answer	5	<div><div></div></div> 3.2%
95	Not had sex with this partner in the last 4 weeks	0	
97	N/A	0	
98	Don't know	0	
Sysmiss		4265	
Warning: these figures indicate the number of cases found in the data file. They cannot be interpreted as summary statistics of the population of interest.			
# srs_recnt2_giftlast: The last time you had sex with [name], did you give or were you given a gift in			
Information		[Type= discrete] [Format=numeric] [Range= 1-93] [Missing=*]	
Statistics [NW/ W]		[Valid=155 /-] [Invalid=4265 /-]	
Value	Label	Cases	Percentage
1	Yes, I received gift	7	<div><div></div></div> 4.5%
2	No, I did not give or receive gift	134	<div><div></div></div> 86.5%
3	Yes, I gave gift	7	<div><div></div></div> 4.5%
93	Prefer not to answer	7	<div><div></div></div> 4.5%
Sysmiss		4265	
Warning: these figures indicate the number of cases found in the data file. They cannot be interpreted as summary statistics of the population of interest.			
# srs_recnt2_moneylast: The last time you had sex with [name], did you give or were you given money in o			
Information		[Type= discrete] [Format=numeric] [Range= 1-93] [Missing=*]	
Statistics [NW/ W]		[Valid=155 /-] [Invalid=4265 /-]	
Value	Label	Cases	Percentage
1	Yes, I received money	7	<div><div></div></div> 4.5%
2	No, I did not give or receive money	136	<div><div></div></div> 87.7%
3	Yes, I gave money	6	<div><div></div></div> 3.9%
93	Prefer not to answer	6	<div><div></div></div> 3.9%
Sysmiss		4265	
Warning: these figures indicate the number of cases found in the data file. They cannot be interpreted as summary statistics of the population of interest.			
# srs_recnt2_sharenumsex4wks: Are you willing to share the number of times you had sex with this person over t			
Information		[Type= discrete] [Format=numeric] [Range= 0-98] [Missing=*]	
Statistics [NW/ W]		[Valid=155 /-] [Invalid=4265 /-]	
Value	Label	Cases	Percentage
0	No, I have never had it	0	
1	Yes	45	<div><div></div></div> 29.0%
2	No	0	
3	Yes, but not sure about the exact age	0	
90	I am not sure	0	
93	Prefer not to answer	42	<div><div></div></div> 27.1%
95	Not had sex with this partner in the last 4 weeks	68	<div><div></div></div> 43.9%
97	N/A	0	
98	Don't know	0	
Sysmiss		4265	
Warning: these figures indicate the number of cases found in the data file. They cannot be interpreted as summary statistics of the population of interest.			

# srs_recnt2_numsex4wks: Over the past four weeks, how many times have you had sex with this person? Seco			
Information	[Type= discrete] [Format=character] [Missing=*]		
Statistics [NW/ W]	[Valid=45 /-] [Invalid=0 /-]		
# srs_recnt2_knwpartnstatus: Do you know the HIV status of [name]? Second most recent partner			
Information	[Type= discrete] [Format=numeric] [Range= 0-98] [Missing=*]		
Statistics [NW/ W]	[Valid=155 /-] [Invalid=4265 /-]		
Value	Label	Cases	Percentage
0	No, I have never had it	0	
1	Yes	69	<div><div></div></div> 44.5%
2	No	72	<div><div></div></div> 46.5%
3	Yes, but not sure about the exact age	0	
90	I am not sure	0	
93	Prefer not to answer	9	<div><div></div></div> 5.8%
95	Not had sex with this partner in the last 4 weeks	0	
97	N/A	0	
98	Don't know	5	<div><div></div></div> 3.2%
Sysmiss		4265	
Warning: these figures indicate the number of cases found in the data file. They cannot be interpreted as summary statistics of the population of interest.			
# srs_recnt2_partnstatus: What is the HIV status of [name]? Second most recent partner			
Information	[Type= discrete] [Format=numeric] [Range= 0-93] [Missing=*]		
Statistics [NW/ W]	[Valid=69 /-] [Invalid=4351 /-]		
Value	Label	Cases	Percentage
0	Partner is Negative	54	<div><div></div></div> 78.3%
1	Partner is Positive	9	<div><div></div></div> 13.0%
93	Prefer not to answer	6	<div><div></div></div> 8.7%
Sysmiss		4351	
Warning: these figures indicate the number of cases found in the data file. They cannot be interpreted as summary statistics of the population of interest.			
# srs_recnt2_howknowstatus: How did you find out their HIV status? Second most recent partner			
Information	[Type= discrete] [Format=numeric] [Range= 1-96] [Missing=*]		
Statistics [NW/ W]	[Valid=68 /-] [Invalid=4352 /-]		
Value	Label	Cases	Percentage
1	Partner told me	36	<div><div></div></div> 52.9%
2	We tested together	13	<div><div></div></div> 19.1%
3	I saw/heard about the results another way	9	<div><div></div></div> 13.2%
5	I just know	7	<div><div></div></div> 10.3%
93	I prefer not to answer	2	<div><div></div></div> 2.9%
96	Other	1	<div><div></div></div> 1.5%
Sysmiss		4352	
Warning: these figures indicate the number of cases found in the data file. They cannot be interpreted as summary statistics of the population of interest.			
# srs_recnt2_knowstat_oth: Please specify details on other way you find out about the person's HIV status?			
Information	[Type= discrete] [Format=character] [Missing=*]		
Statistics [NW/ W]	[Valid=1 /-] [Invalid=0 /-]		
# srs_recnt2_partn_onart: Do you know if [name]is taking ART? Second most recent partner			
Information	[Type= discrete] [Format=numeric] [Range= 0-98] [Missing=*]		

# srs_recnt2_partn_onart: Do you know if [name]is taking ART? Second most recent partner			
Statistics [NW/ W]		[Valid=9 /-] [Invalid=4411 /-]	
Value	Label	Cases	Percentage
0	No, I have never had it	0	
1	Yes	6	<div><div></div></div> 66.7%
2	No	3	<div><div></div></div> 33.3%
3	Yes, but not sure about the exact age	0	
90	I am not sure	0	
93	Prefer not to answer	0	
95	Not had sex with this partner in the last 4 weeks	0	
97	N/A	0	
98	Don't know	0	
Sysmiss		4411	
Warning: these figures indicate the number of cases found in the data file. They cannot be interpreted as summary statistics of the population of interest.			
# srs_recnt2_knowyourhivstat: Does this person know your current HIV status? Second most recent partner			
Information		[Type= discrete] [Format=numeric] [Range= 0-98] [Missing=*]	
Statistics [NW/ W]		[Valid=155 /-] [Invalid=4265 /-]	
Value	Label	Cases	Percentage
0	No, I have never had it	0	
1	Yes	77	<div><div></div></div> 49.7%
2	No	65	<div><div></div></div> 41.9%
3	Yes, but not sure about the exact age	0	
90	I am not sure	0	
93	Prefer not to answer	7	<div><div></div></div> 4.5%
95	Not had sex with this partner in the last 4 weeks	0	
97	N/A	0	
98	Don't know	6	<div><div></div></div> 3.9%
Sysmiss		4265	
Warning: these figures indicate the number of cases found in the data file. They cannot be interpreted as summary statistics of the population of interest.			
# srs_recnt2_takeprep: During your relationship with [name] in the past year, did you take PrEP to prev			
Information		[Type= discrete] [Format=numeric] [Range= 0-98] [Missing=*]	
Statistics [NW/ W]		[Valid=155 /-] [Invalid=4265 /-]	
Value	Label	Cases	Percentage
0	No, I have never had it	0	
1	Yes	12	<div><div></div></div> 7.7%
2	No	129	<div><div></div></div> 83.2%
3	Yes, but not sure about the exact age	0	
90	I am not sure	0	
93	Prefer not to answer	6	<div><div></div></div> 3.9%
95	Not had sex with this partner in the last 4 weeks	0	
97	N/A	0	
98	Don't know	8	<div><div></div></div> 5.2%
Sysmiss		4265	
Warning: these figures indicate the number of cases found in the data file. They cannot be interpreted as summary statistics of the population of interest.			

# srs_recnt2_no_prepreas: Why did you decide not to take PrEP? Second most recent partner			
Information		[Type= discrete] [Format=numeric] [Range= 1-96] [Missing=*]	
Statistics [NW/ W]		[Valid=129 /-] [Invalid=4291 /-]	
Value	Label	Cases	Percentage
1	I do not know about it	124	<div><div></div></div> 96.1%
2	I do not feel that I need it	2	<div><div></div></div> 1.6%
3	I am worried about its side effects or safety	0	
4	It is inconvenient to go through the process at the clinic	1	<div><div></div></div> 0.8%
93	I prefer not to answer	2	<div><div></div></div> 1.6%
96	Other	0	
Sysmiss		4291	
Warning: these figures indicate the number of cases found in the data file. They cannot be interpreted as summary statistics of the population of interest.			
# srs_recnt2_no_prepoth: Please specify other reason for not taking PREP. Second most recent partner			
Information		[Type= discrete] [Format=character] [Missing=*]	
Statistics [NW/ W]		[Valid=0 /-] [Invalid=0 /-]	
# srs_recnt2_patnr_othsex: Over the past 12 months, during your relationships with X do you know or suspect			
Information		[Type= discrete] [Format=numeric] [Range= 1-98] [Missing=*]	
Statistics [NW/ W]		[Valid=155 /-] [Invalid=4265 /-]	
Value	Label	Cases	Percentage
1	Yes- I know with another spouse	6	<div><div></div></div> 3.9%
2	No, I know this partner did not have other partners	47	<div><div></div></div> 30.3%
3	Yes- I know with another partner or partners	16	<div><div></div></div> 10.3%
4	Yes- I believe there was another partner or partners	38	<div><div></div></div> 24.5%
93	Prefer not to answer	0	
98	Don't know	48	<div><div></div></div> 31.0%
Sysmiss		4265	
Warning: these figures indicate the number of cases found in the data file. They cannot be interpreted as summary statistics of the population of interest.			
# srs_recnt3_sexin12mths: Have you had sex with this person in the past 12 months? Third most recent partn			
Information		[Type= discrete] [Format=numeric] [Range= 0-98] [Missing=*]	
Statistics [NW/ W]		[Valid=137 /-] [Invalid=4283 /-]	
Value	Label	Cases	Percentage
0	No, I have never had it	0	
1	Yes	60	<div><div></div></div> 43.8%
2	No	56	<div><div></div></div> 40.9%
3	Yes, but not sure about the exact age	0	
90	I am not sure	0	
93	Prefer not to answer	21	<div><div></div></div> 15.3%
95	Not had sex with this partner in the last 4 weeks	0	
97	N/A	0	
98	Don't know	0	
Sysmiss		4283	
Warning: these figures indicate the number of cases found in the data file. They cannot be interpreted as summary statistics of the population of interest.			
# srs_recnt3_relationshipp: When you last had sex with this person, what was your relationship to that perso			
Information		[Type= discrete] [Format=numeric] [Range= 1-93] [Missing=*]	

# srs_recnt3_relationship: When you last had sex with this person, what was your relationship to that perso			
Statistics [NW/ W]		[Valid=60 /-] [Invalid=4360 /-]	
Value	Label	Cases	Percentage
1	We were married, or in a civil partnership, or living together as a couple	3	<div><div></div></div> 5.0%
2	We were in a steady relationship	44	<div><div></div></div> 73.3%
3	We had previously been married or in a civil partnership, or living together as a couple, but were not at that time	0	
4	We had previously been in a steady relationship, but were not at that time	7	<div><div></div></div> 11.7%
5	We had known each other before, but were not in a steady relationship at that time	3	<div><div></div></div> 5.0%
6	We did not know each other at that time	2	<div><div></div></div> 3.3%
93	Prefer not to answer	1	<div><div></div></div> 1.7%
Sysmiss		4360	
Warning: these figures indicate the number of cases found in the data file. They cannot be interpreted as summary statistics of the population of interest.			
# srs_recnt3_currelation: What is your current relationship status with [name]? Third most recent partner			
Information		[Type= discrete] [Format=numeric] [Range= 1-98] [Missing=*]	
Statistics [NW/ W]		[Valid=60 /-] [Invalid=4360 /-]	
Value	Label	Cases	Percentage
1	We are still in a relationship and will have sex again	29	<div><div></div></div> 48.3%
2	Our relationship is not continuing but we might have sex again	11	<div><div></div></div> 18.3%
3	Our relationship has completely ended	14	<div><div></div></div> 23.3%
93	Prefer not to answer	1	<div><div></div></div> 1.7%
98	Don?t know	5	<div><div></div></div> 8.3%
Sysmiss		4360	
Warning: these figures indicate the number of cases found in the data file. They cannot be interpreted as summary statistics of the population of interest.			
# srs_recnt3_partnwork: What are the main kinds of work/activities [name] does/has done over the last 12			
Information		[Type= discrete] [Format=numeric] [Range= 1-98] [Missing=*]	
Statistics [NW/ W]		[Valid=60 /-] [Invalid=4360 /-]	
Value	Label	Cases	Percentage
1	Full-time employment	10	<div><div></div></div> 16.7%
2	No, Not employeeed	19	<div><div></div></div> 31.7%
3	Part-time employment	5	<div><div></div></div> 8.3%
4	Studying	23	<div><div></div></div> 38.3%
93	Prefer not to answer	0	
98	Don't know	3	<div><div></div></div> 5.0%
Sysmiss		4360	
Warning: these figures indicate the number of cases found in the data file. They cannot be interpreted as summary statistics of the population of interest.			
# srs_recnt3_highlevledu: What was the highest level of education of [name]? Third most recent partner			
Information		[Type= discrete] [Format=numeric] [Range= 0-98] [Missing=*]	
Statistics [NW/ W]		[Valid=60 /-] [Invalid=4360 /-]	
Value	Label	Cases	Percentage
0	None	0	
1	Some primary	1	<div><div></div></div> 1.7%
2	Some secondary	22	<div><div></div></div> 36.7%

# srs_recnt3_highlevledu: What was the highest level of education of [name]? Third most recent partner			
Value	Label	Cases	Percentage
3	Completed secondary/matrikulated	24	<div><div></div></div> 40.0%
4	Certificate	1	<div><div></div></div> 1.7%
5	Diploma	3	<div><div></div></div> 5.0%
6	Bachelors degree	2	<div><div></div></div> 3.3%
7	Bachelors + Diploma	1	<div><div></div></div> 1.7%
8	Honours	0	
93	Prefer not to answer	1	<div><div></div></div> 1.7%
98	Don't know	5	<div><div></div></div> 8.3%
Sysmiss		4360	
Warning: these figures indicate the number of cases found in the data file. They cannot be interpreted as summary statistics of the population of interest.			
# srs_recnt3_sharetimeago: Are you willing to share long ago did you first have sex with this person? Third			
Information	[Type= discrete] [Format=numeric] [Range= 0-98] [Missing=*]		
Statistics [NW/ W]	[Valid=60 /-] [Invalid=4360 /-]		
Value	Label	Cases	Percentage
0	No, I have never had it	0	
1	Yes	29	<div><div></div></div> 48.3%
2	No	25	<div><div></div></div> 41.7%
3	Yes, but not sure about the exact age	0	
90	I am not sure	0	
93	Prefer not to answer	5	<div><div></div></div> 8.3%
95	Not had sex with this partner in the last 4 weeks	0	
97	N/A	0	
98	Don't know	1	<div><div></div></div> 1.7%
Sysmiss		4360	
Warning: these figures indicate the number of cases found in the data file. They cannot be interpreted as summary statistics of the population of interest.			
# srs_recnt3_timeago: How long ago did you first have sex with this person (if you do not know, please			
Information	[Type= discrete] [Format=character] [Missing=*]		
Statistics [NW/ W]	[Valid=29 /-] [Invalid=0 /-]		
# srs_recnt3_timeagounit: Is value in. Third most recent partner			
Information	[Type= discrete] [Format=numeric] [Range= 1-4] [Missing=*]		
Statistics [NW/ W]	[Valid=29 /-] [Invalid=4391 /-]		
Value	Label	Cases	Percentage
1	Days	1	<div><div></div></div> 3.4%
2	Weeks	3	<div><div></div></div> 10.3%
3	Months	9	<div><div></div></div> 31.0%
4	Years	16	<div><div></div></div> 55.2%
Sysmiss		4391	
Warning: these figures indicate the number of cases found in the data file. They cannot be interpreted as summary statistics of the population of interest.			
# srs_recnt3_sharelasttime: Are you willing to share when was the last time you had sex with this person? Th			
Information	[Type= discrete] [Format=numeric] [Range= 0-98] [Missing=*]		
Statistics [NW/ W]	[Valid=60 /-] [Invalid=4360 /-]		

# srs_recnt3_sharelasttime: Are you willing to share when was the last time you had sex with this person? Th			
Value	Label	Cases	Percentage
0	No, I have never had it	0	
1	Yes	33	<div><div></div></div> 55.0%
2	No	24	<div><div></div></div> 40.0%
3	Yes, but not sure about the exact age	0	
90	I am not sure	0	
93	Prefer not to answer	2	<div><div></div></div> 3.3%
95	Not had sex with this partner in the last 4 weeks	0	
97	N/A	0	
98	Don't know	1	<div><div></div></div> 1.7%
Sysmiss		4360	
Warning: these figures indicate the number of cases found in the data file. They cannot be interpreted as summary statistics of the population of interest.			
# srs_recnt3_lasttime: When was the last time you had sex with this person (if you do not know, please			
Information	[Type= discrete] [Format=character] [Missing=*]		
Statistics [NW/ W]	[Valid=33 /-] [Invalid=0 /-]		
# srs_recnt3_lasttimeunit: Is value in. Third most recent partner			
Information	[Type= discrete] [Format=numeric] [Range= 1-4] [Missing=*]		
Statistics [NW/ W]	[Valid=33 /-] [Invalid=4387 /-]		
Value	Label	Cases	Percentage
1	Days	7	<div><div></div></div> 21.2%
2	Weeks	4	<div><div></div></div> 12.1%
3	Months	20	<div><div></div></div> 60.6%
4	Years	2	<div><div></div></div> 6.1%
Sysmiss		4387	
Warning: these figures indicate the number of cases found in the data file. They cannot be interpreted as summary statistics of the population of interest.			
# srs_recnt3_shareage: Are you willing to share the age of this person? Third most recent partner			
Information	[Type= discrete] [Format=numeric] [Range= 0-98] [Missing=*]		
Statistics [NW/ W]	[Valid=60 /-] [Invalid=4360 /-]		
Value	Label	Cases	Percentage
0	No, I have never had it	0	
1	Yes	36	<div><div></div></div> 60.0%
2	No	16	<div><div></div></div> 26.7%
3	Yes, but not sure about the exact age	0	
90	I am not sure	0	
93	Prefer not to answer	4	<div><div></div></div> 6.7%
95	Not had sex with this partner in the last 4 weeks	0	
97	N/A	0	
98	Don't know	4	<div><div></div></div> 6.7%
Sysmiss		4360	
Warning: these figures indicate the number of cases found in the data file. They cannot be interpreted as summary statistics of the population of interest.			
# srs_recnt3_personage: How old is this person (if you do not know, please make your best guess)? [in ye			
Information	[Type= discrete] [Format=character] [Missing=*]		
Statistics [NW/ W]	[Valid=36 /-] [Invalid=0 /-]		

# srs_recnt3_personreside: Is this person a member of this household? Third most recent partner			
Information	[Type= discrete] [Format=numeric] [Range= 1-98] [Missing=*]		
Statistics [NW/ W]	[Valid=60 /-] [Invalid=4360 /-]		
Value	Label	Cases	Percentage
1	Same house	2	3.3%
2	Same community	31	51.7%
3	Outside the district, but in the Mpukunyoni area	10	16.7%
4	Outside the Mpukunyoni area but in Hlabisa District	4	6.7%
5	Outside the Hlabisa District but inside KwaZulu-Natal	10	16.7%
6	Outside of KwaZulu-Natal	2	3.3%
93	Prefer not to answer	0	
98	Don't know	1	1.7%
Sysmiss		4360	
Warning: these figures indicate the number of cases found in the data file. They cannot be interpreted as summary statistics of the population of interest.			
# srs_recnt3_hhmember: Where does this person normally reside? Third most recent partner			
Information	[Type= discrete] [Format=numeric] [Range= 0-98] [Missing=*]		
Statistics [NW/ W]	[Valid=60 /-] [Invalid=4360 /-]		
Value	Label	Cases	Percentage
0	No, I have never had it	0	
1	Yes	4	6.7%
2	No	55	91.7%
3	Yes, but not sure about the exact age	0	
90	I am not sure	0	
93	Prefer not to answer	1	1.7%
95	Not had sex with this partner in the last 4 weeks	0	
97	N/A	0	
98	Don't know	0	
Sysmiss		4360	
Warning: these figures indicate the number of cases found in the data file. They cannot be interpreted as summary statistics of the population of interest.			
# srs_recnt3_isigodi: In which Isigodi does this person normally reside? Third most recent partner			
Information	[Type= discrete] [Format=numeric] [Range= 1-98] [Missing=*]		
Statistics [NW/ W]	[Valid=10 /-] [Invalid=4410 /-]		
Value	Label	Cases	Percentage
1	Ebaswazini	0	
2	Esiyembeni	0	
3	Gunjaneni	2	20.0%
4	Kwahoho	0	
5	KwaMsane township	2	20.0%
6	KwaMsane reserve	0	
10	Macambini	0	
11	Machibini	0	
12	Mahunjini	0	
13	Mapheleni	0	
14	Mshaya	1	10.0%
15	Myeki	0	

# srs_recnt3_isigodi: In which Isigodi does this person normally reside? Third most recent partner			
Value	Label	Cases	Percentage
16	Nkolokotho	0	
17	Nkombose	0	
18	Nomathiya	3	30.0%
19	Nqopheni	0	
20	Ogengele	0	
21	Ophaphasi	0	
22	Makhambane	1	10.0%
23	Nsolweni	0	
24	Ophondweni	1	10.0%
25	Madwaleni	0	
26	Mfekayi	0	
27	Mvutshini	0	
28	Nkundusi	0	
29	Qakwini	0	
30	Shikishela	0	
31	Nompondo	0	
93	Prefer not to answer	0	
96	Other	0	
98	Don't know	0	
Sysmiss		4410	
Warning: these figures indicate the number of cases found in the data file. They cannot be interpreted as summary statistics of the population of interest.			

# srs_recnt3_lastconduse: Did you use a condom the last time you had sex with this person? Third most rece			
Information	[Type= discrete] [Format=numeric] [Range= 0-98] [Missing=*]		
Statistics [NW/ W]	[Valid=60 /-] [Invalid=4360 /-]		
Value	Label	Cases	Percentage
0	No, I have never had it	0	
1	Yes	36	<div><div></div></div> 60.0%
2	No	22	<div><div></div></div> 36.7%
3	Yes, but not sure about the exact age	0	
90	I am not sure	0	
93	Prefer not to answer	0	
95	Not had sex with this partner in the last 4 weeks	0	
97	N/A	0	
98	Don't know	2	<div><div></div></div> 3.3%
Sysmiss		4360	
Warning: these figures indicate the number of cases found in the data file. They cannot be interpreted as summary statistics of the population of interest.			
# srs_recnt3_buylastcondom: If yes, who brought the condom the last time you had sex with [name]? Third most			
Information	[Type= discrete] [Format=numeric] [Range= 1-98] [Missing=*]		
Statistics [NW/ W]	[Valid=36 /-] [Invalid=4384 /-]		
Value	Label	Cases	Percentage
1	Respondent	27	<div><div></div></div> 75.0%
2	Partner	8	<div><div></div></div> 22.2%
93	Prefer not to answer	0	
98	Don?t remember	1	<div><div></div></div> 2.8%
Sysmiss		4384	
Warning: these figures indicate the number of cases found in the data file. They cannot be interpreted as summary statistics of the population of interest.			
# srs_recnt3_whyastcondom: If no, why did you or [name] NOT use a condom? (last sex) Third most recent part			
Information	[Type= discrete] [Format=numeric] [Range= 1-98] [Missing=*]		
Statistics [NW/ W]	[Valid=22 /-] [Invalid=4398 /-]		
Value	Label	Cases	Percentage
1	I don?t like condoms/interfere with pleasure	6	<div><div></div></div> 27.3%
2	My partner does not like condoms/ interfere with pleasure	3	<div><div></div></div> 13.6%
3	We did not have a condom/condom not available/no money	4	<div><div></div></div> 18.2%
4	I have no control over condom use/I was afraid of violence if suggested condoms	0	
5	I trust my partner	6	<div><div></div></div> 27.3%
6	I know my partner is HIV negative	1	<div><div></div></div> 4.5%
7	I was too drunk/My partner was too drunk	0	
8	Because he is circumcised	1	<div><div></div></div> 4.5%
9	I/my partner is trying to have a baby	1	<div><div></div></div> 4.5%
10	Because I/my partner is taking ART	0	
11	Religious reasons	0	
93	Prefer not to answer	0	
98	Don't know	0	
Sysmiss		4398	
Warning: these figures indicate the number of cases found in the data file. They cannot be interpreted as summary statistics of the population of interest.			

# srs_recnt3_firstconduse: The first time you had sex with [name], did you/your partner use a male or femal			
Information	[Type= discrete] [Format=numeric] [Range= 0-98] [Missing=*]		
Statistics [NW/ W]	[Valid=60 /-] [Invalid=4360 /-]		
Value	Label	Cases	Percentage
0	No, I have never had it	0	
1	Yes	36	60.0%
2	No	20	33.3%
3	Yes, but not sure about the exact age	0	
90	I am not sure	0	
93	Prefer not to answer	4	6.7%
95	Not had sex with this partner in the last 4 weeks	0	
97	N/A	0	
98	Don't know	0	
Sysmiss		4360	
Warning: these figures indicate the number of cases found in the data file. They cannot be interpreted as summary statistics of the population of interest.			
# srs_recnt3_buyfirstcondom: If yes, who brought the condom the first time you had sex with [name]? Third mos			
Information	[Type= discrete] [Format=numeric] [Range= 1-98] [Missing=*]		
Statistics [NW/ W]	[Valid=36 /-] [Invalid=4384 /-]		
Value	Label	Cases	Percentage
1	Respondent	24	66.7%
2	Partner	10	27.8%
93	Prefer not to answer	1	2.8%
98	Don?t remember	1	2.8%
Sysmiss		4384	
Warning: these figures indicate the number of cases found in the data file. They cannot be interpreted as summary statistics of the population of interest.			
# srs_recnt3_whyfirstcondom: If no, why did you or [name] NOT use a condom? (first sex) Third most recent par			
Information	[Type= discrete] [Format=numeric] [Range= 1-98] [Missing=*]		
Statistics [NW/ W]	[Valid=20 /-] [Invalid=4400 /-]		
Value	Label	Cases	Percentage
1	I don?t like condoms/interfere with pleasure	5	25.0%
2	My partner does not like condoms/ interfere with pleasure	3	15.0%
3	We did not have a condom/condom not available/no money	3	15.0%
4	I have no control over condom use/I was afraid of violence if suggested condoms	0	
5	I trust my partner	7	35.0%
6	I know my partner is HIV negative	1	5.0%
7	I was too drunk/My partner was too drunk	0	
8	Because he is circumcised	0	
9	I/my partner is trying to have a baby	0	
10	Because I/my partner is taking ART	0	
11	Religious reasons	0	
93	Prefer not to answer	0	
98	Don't know	1	5.0%
Sysmiss		4400	
Warning: these figures indicate the number of cases found in the data file. They cannot be interpreted as summary statistics of the population of interest.			

# srs_recnt3_freqconduse: How often have you and [name] used male or female condoms? Third most recent par			
Information	[Type= discrete] [Format=numeric] [Range= 1-93] [Missing=*]		
Statistics [NW/ W]	[Valid=60 /-] [Invalid=4360 /-]		
Value	Label	Cases	Percentage
1	All of the time	28	<div><div></div></div> 46.7%
2	Sometimes	18	<div><div></div></div> 30.0%
3	Never	11	<div><div></div></div> 18.3%
93	Prefer not to answer	3	<div><div></div></div> 5.0%
Sysmiss		4360	
Warning: these figures indicate the number of cases found in the data file. They cannot be interpreted as summary statistics of the population of interest.			
# srs_recnt3_aclohbefore: Did you drink alcohol before the last time you had sex with [name]? Third most r			
Information	[Type= discrete] [Format=numeric] [Range= 0-98] [Missing=*]		
Statistics [NW/ W]	[Valid=60 /-] [Invalid=4360 /-]		
Value	Label	Cases	Percentage
0	No, I have never had it	0	
1	Yes	9	<div><div></div></div> 15.0%
2	No	51	<div><div></div></div> 85.0%
3	Yes, but not sure about the exact age	0	
90	I am not sure	0	
93	Prefer not to answer	0	
95	Not had sex with this partner in the last 4 weeks	0	
97	N/A	0	
98	Don't know	0	
Sysmiss		4360	
Warning: these figures indicate the number of cases found in the data file. They cannot be interpreted as summary statistics of the population of interest.			
# srs_recnt3_gifflast: The last time you had sex with [name], did you give or were you given a gift in			
Information	[Type= discrete] [Format=numeric] [Range= 1-93] [Missing=*]		
Statistics [NW/ W]	[Valid=60 /-] [Invalid=4360 /-]		
Value	Label	Cases	Percentage
1	Yes, I received gift	3	<div><div></div></div> 5.0%
2	No, I did not give or receive gift	54	<div><div></div></div> 90.0%
3	Yes, I gave gift	2	<div><div></div></div> 3.3%
93	Prefer not to answer	1	<div><div></div></div> 1.7%
Sysmiss		4360	
Warning: these figures indicate the number of cases found in the data file. They cannot be interpreted as summary statistics of the population of interest.			
# srs_recnt3_moneylast: The last time you had sex with [name], did you give or were you given money in o			
Information	[Type= discrete] [Format=numeric] [Range= 1-93] [Missing=*]		
Statistics [NW/ W]	[Valid=60 /-] [Invalid=4360 /-]		
Value	Label	Cases	Percentage
1	Yes, I received money	3	<div><div></div></div> 5.0%
2	No, I did not give or receive money	55	<div><div></div></div> 91.7%
3	Yes, I gave money	1	<div><div></div></div> 1.7%
93	Prefer not to answer	1	<div><div></div></div> 1.7%
Sysmiss		4360	
Warning: these figures indicate the number of cases found in the data file. They cannot be interpreted as summary statistics of the population of interest.			

# srs_recnt3_sharenumsex4wks: Are you willing to share the number of times you had sex with this person over t			
Information		[Type= discrete] [Format=numeric] [Range= 0-98] [Missing=*]	
Statistics [NW/ W]		[Valid=60 /-] [Invalid=4360 /-]	
Value	Label	Cases	Percentage
0	No, I have never had it	0	
1	Yes	13	<div></div> 21.7%
2	No	0	
3	Yes, but not sure about the exact age	0	
90	I am not sure	0	
93	Prefer not to answer	15	<div></div> 25.0%
95	Not had sex with this partner in the last 4 weeks	32	<div></div> 53.3%
97	N/A	0	
98	Don't know	0	
Sysmiss		4360	
Warning: these figures indicate the number of cases found in the data file. They cannot be interpreted as summary statistics of the population of interest.			
# srs_recnt3_numsex4wks: Over the past four weeks, how many times have you had sex with this person? Thir			
Information		[Type= discrete] [Format=character] [Missing=*]	
Statistics [NW/ W]		[Valid=13 /-] [Invalid=0 /-]	
# srs_recnt3_personhivstatus: In the past 12 months, has this person discussed their HIV status with you?			
Information		[Type= discrete] [Format=numeric] [Range= 0-98] [Missing=*]	
Statistics [NW/ W]		[Valid=60 /-] [Invalid=4360 /-]	
Value	Label	Cases	Percentage
0	No, I have never had it	0	
1	Yes	27	<div></div> 45.0%
2	No	29	<div></div> 48.3%
3	Yes, but not sure about the exact age	0	
90	I am not sure	0	
93	Prefer not to answer	3	<div></div> 5.0%
95	Not had sex with this partner in the last 4 weeks	0	
97	N/A	0	
98	Don't know	1	<div></div> 1.7%
Sysmiss		4360	
Warning: these figures indicate the number of cases found in the data file. They cannot be interpreted as summary statistics of the population of interest.			
# srs_recnt3_knwpartnstatus: Do you know the HIV status of [name]? Third most recent partner			
Information		[Type= discrete] [Format=numeric] [Range= 0-98] [Missing=*]	
Statistics [NW/ W]		[Valid=60 /-] [Invalid=4360 /-]	
Value	Label	Cases	Percentage
0	No, I have never had it	0	
1	Yes	29	<div></div> 48.3%
2	No	27	<div></div> 45.0%
3	Yes, but not sure about the exact age	0	
90	I am not sure	0	
93	Prefer not to answer	2	<div></div> 3.3%
95	Not had sex with this partner in the last 4 weeks	0	
97	N/A	0	

# srs_recnt3_knwpartnstatus: Do you know the HIV status of [name]? Third most recent partner			
Value	Label	Cases	Percentage
98	Don't know	2	<div><div></div></div> 3.3%
Sysmiss		4360	
Warning: these figures indicate the number of cases found in the data file. They cannot be interpreted as summary statistics of the population of interest.			
# srs_recnt3_partnstatus: What is the HIV status of [name]? Third most recent partner			
Information	[Type= discrete] [Format=numeric] [Range= 0-93] [Missing=*]		
Statistics [NW/ W]	[Valid=29 /-] [Invalid=4391 /-]		
Value	Label	Cases	Percentage
0	Partner is Negative	21	<div><div></div></div> 72.4%
1	Partner is Positive	4	<div><div></div></div> 13.8%
93	Prefer not to answer	4	<div><div></div></div> 13.8%
Sysmiss		4391	
Warning: these figures indicate the number of cases found in the data file. They cannot be interpreted as summary statistics of the population of interest.			
# srs_recnt3_howknowstatus: How did you find out their HIV status? Third most recent partner			
Information	[Type= discrete] [Format=numeric] [Range= 1-96] [Missing=*]		
Statistics [NW/ W]	[Valid=29 /-] [Invalid=4391 /-]		
Value	Label	Cases	Percentage
1	Partner told me	15	<div><div></div></div> 51.7%
2	We tested together	8	<div><div></div></div> 27.6%
3	I saw/heard about the results another way	2	<div><div></div></div> 6.9%
5	I just know	2	<div><div></div></div> 6.9%
93	I prefer not to answer	2	<div><div></div></div> 6.9%
96	Other	0	
Sysmiss		4391	
Warning: these figures indicate the number of cases found in the data file. They cannot be interpreted as summary statistics of the population of interest.			
# srs_recnt3_knowstat_oth: Please specify details on other way you find out about the person's HIV status?			
Information	[Type= discrete] [Format=character] [Missing=*]		
Statistics [NW/ W]	[Valid=0 /-] [Invalid=0 /-]		
# srs_recnt3_partn_onart: Do you know if [name]is taking ART? Third most recent partner			
Information	[Type= discrete] [Format=numeric] [Range= 0-98] [Missing=*]		
Statistics [NW/ W]	[Valid=4 /-] [Invalid=4416 /-]		
Value	Label	Cases	Percentage
0	No, I have never had it	0	
1	Yes	0	
2	No	2	<div><div></div></div> 50.0%
3	Yes, but not sure about the exact age	0	
90	I am not sure	0	
93	Prefer not to answer	0	
95	Not had sex with this partner in the last 4 weeks	0	
97	N/A	0	
98	Don't know	2	<div><div></div></div> 50.0%
Sysmiss		4416	
Warning: these figures indicate the number of cases found in the data file. They cannot be interpreted as summary statistics of the population of interest.			

# srs_recnt3_knowyourhivstat: Does this person know your current HIV status?Third most recent partner			
Information	[Type= discrete] [Format=numeric] [Range= 0-98] [Missing=*]		
Statistics [NW/ W]	[Valid=60 /-] [Invalid=4360 /-]		
Value	Label	Cases	Percentage
0	No, I have never had it	0	
1	Yes	28	<div><div></div></div> 46.7%
2	No	29	<div><div></div></div> 48.3%
3	Yes, but not sure about the exact age	0	
90	I am not sure	0	
93	Prefer not to answer	2	<div><div></div></div> 3.3%
95	Not had sex with this partner in the last 4 weeks	0	
97	N/A	0	
98	Don't know	1	<div><div></div></div> 1.7%
Sysmiss		4360	
Warning: these figures indicate the number of cases found in the data file. They cannot be interpreted as summary statistics of the population of interest.			
# srs_recnt3_takeprep: During your relationship with [name] in the past year, did you take PrEP to prev			
Information	[Type= discrete] [Format=numeric] [Range= 0-98] [Missing=*]		
Statistics [NW/ W]	[Valid=60 /-] [Invalid=4360 /-]		
Value	Label	Cases	Percentage
0	No, I have never had it	0	
1	Yes	6	<div><div></div></div> 10.0%
2	No	49	<div><div></div></div> 81.7%
3	Yes, but not sure about the exact age	0	
90	I am not sure	0	
93	Prefer not to answer	2	<div><div></div></div> 3.3%
95	Not had sex with this partner in the last 4 weeks	0	
97	N/A	0	
98	Don't know	3	<div><div></div></div> 5.0%
Sysmiss		4360	
Warning: these figures indicate the number of cases found in the data file. They cannot be interpreted as summary statistics of the population of interest.			
# srs_recnt3_no_prepreas: Why did you decide not to take PrEP? Third most recent partner			
Information	[Type= discrete] [Format=numeric] [Range= 1-96] [Missing=*]		
Statistics [NW/ W]	[Valid=49 /-] [Invalid=4371 /-]		
Value	Label	Cases	Percentage
1	I do not know about it	47	<div><div></div></div> 95.9%
2	I do not feel that I need it	0	
3	I am worried about its side effects or safety	0	
4	It is inconvenient to go through the process at the clinic	1	<div><div></div></div> 2.0%
93	I prefer not to answer	1	<div><div></div></div> 2.0%
96	Other	0	
Sysmiss		4371	
Warning: these figures indicate the number of cases found in the data file. They cannot be interpreted as summary statistics of the population of interest.			
# srs_recnt3_no_prepoth: Please specify other reason for not taking PREP. Third most recent partner			
Information	[Type= discrete] [Format=character] [Missing=*]		
Statistics [NW/ W]	[Valid=0 /-] [Invalid=0 /-]		

# srs_recnt3_patnr_othsex: Over the past 12 months, during your relationships with X do you know or suspect			
Information		[Type= discrete] [Format=numeric] [Range= 1-98] [Missing=*]	
Statistics [NW/ W]		[Valid=60 /-] [Invalid=4360 /-]	
Value	Label	Cases	Percentage
1	Yes- I know with another spouse	6	<div><div></div></div> 10.0%
2	No, I know this partner did not have other partners	22	<div><div></div></div> 36.7%
3	Yes- I know with another partner or partners	8	<div><div></div></div> 13.3%
4	Yes- I believe there was another partner or partners	9	<div><div></div></div> 15.0%
93	Prefer not to answer	0	
98	Don't know	15	<div><div></div></div> 25.0%
Sysmiss		4360	
Warning: these figures indicate the number of cases found in the data file. They cannot be interpreted as summary statistics of the population of interest.			
# srs_recent1_agediff: Calculated age difference. Most recent partner			
Information		[Type= continuous] [Format=numeric] [Range= -23-298] [Missing=*]	
Statistics [NW/ W]		[Valid=426 /-] [Invalid=3994 /-] [Mean=-0.746 /-] [StdDev=15.316 /-]	
# srs_recent2_agediff: Calculated age difference. Second most recent partner			
Information		[Type= continuous] [Format=numeric] [Range= -27-5] [Missing=*]	
Statistics [NW/ W]		[Valid=107 /-] [Invalid=4313 /-] [Mean=-3.813 /-] [StdDev=5.532 /-]	
# srs_recent3_agediff: Calculated age difference. Third most recent partner			
Information		[Type= continuous] [Format=numeric] [Range= -27-3] [Missing=*]	
Statistics [NW/ W]		[Valid=36 /-] [Invalid=4384 /-] [Mean=-3.389 /-] [StdDev=5.793 /-]	
# srs_gems01: A woman's most important role is to take care of her home and cook for her famil			
Information		[Type= discrete] [Format=numeric] [Range= 1-93] [Missing=*]	
Statistics [NW/ W]		[Valid=3055 /-] [Invalid=1365 /-]	
Value	Label	Cases	Percentage
1	Agree	2479	<div><div></div></div> 81.1%
2	Disagree	576	<div><div></div></div> 18.9%
93	Prefer not to answer	0	
Sysmiss		1365	
Warning: these figures indicate the number of cases found in the data file. They cannot be interpreted as summary statistics of the population of interest.			
# srs_gems02: Changing nappies/diapers, giving the children a bath, and feeding the children a			
Information		[Type= discrete] [Format=numeric] [Range= 1-93] [Missing=*]	
Statistics [NW/ W]		[Valid=3056 /-] [Invalid=1364 /-]	
Value	Label	Cases	Percentage
1	Agree	2134	<div><div></div></div> 69.8%
2	Disagree	922	<div><div></div></div> 30.2%
93	Prefer not to answer	0	
Sysmiss		1364	
Warning: these figures indicate the number of cases found in the data file. They cannot be interpreted as summary statistics of the population of interest.			
# srs_gems03: A man should have the final word about decisions in the home			
Information		[Type= discrete] [Format=numeric] [Range= 1-93] [Missing=*]	
Statistics [NW/ W]		[Valid=3055 /-] [Invalid=1365 /-]	

# srs_gems03: A man should have the final word about decisions in the home			
Value	Label	Cases	Percentage
1	Agree	2088	<div></div> 68.3%
2	Disagree	967	<div></div> 31.7%
93	Prefer not to answer	0	
Sysmiss		1365	
Warning: these figures indicate the number of cases found in the data file. They cannot be interpreted as summary statistics of the population of interest.			
# srs_gems04: It is important that a father is present in the lives of his children, even if h			
Information	[Type= discrete] [Format=numeric] [Range= 1-93] [Missing=*]		
Statistics [NW/ W]	[Valid=3056 /-] [Invalid=1364 /-]		
Value	Label	Cases	Percentage
1	Agree	2905	<div></div> 95.1%
2	Disagree	151	<div></div> 4.9%
93	Prefer not to answer	0	
Sysmiss		1364	
Warning: these figures indicate the number of cases found in the data file. They cannot be interpreted as summary statistics of the population of interest.			
# srs_gems05: The husband should decide to buy the major household items			
Information	[Type= discrete] [Format=numeric] [Range= 1-93] [Missing=*]		
Statistics [NW/ W]	[Valid=3055 /-] [Invalid=1365 /-]		
Value	Label	Cases	Percentage
1	Agree	1928	<div></div> 63.1%
2	Disagree	1127	<div></div> 36.9%
93	Prefer not to answer	0	
Sysmiss		1365	
Warning: these figures indicate the number of cases found in the data file. They cannot be interpreted as summary statistics of the population of interest.			
# srs_gems06: A woman should obey her husband in all things			
Information	[Type= discrete] [Format=numeric] [Range= 1-93] [Missing=*]		
Statistics [NW/ W]	[Valid=3055 /-] [Invalid=1365 /-]		
Value	Label	Cases	Percentage
1	Agree	2400	<div></div> 78.6%
2	Disagree	655	<div></div> 21.4%
93	Prefer not to answer	0	
Sysmiss		1365	
Warning: these figures indicate the number of cases found in the data file. They cannot be interpreted as summary statistics of the population of interest.			
# srs_gems07: Males and females have an equal right to finish school			
Information	[Type= discrete] [Format=numeric] [Range= 1-93] [Missing=*]		
Statistics [NW/ W]	[Valid=3055 /-] [Invalid=1365 /-]		
Value	Label	Cases	Percentage
1	Agree	2796	<div></div> 91.5%
2	Disagree	259	<div></div> 8.5%
93	Prefer not to answer	0	
Sysmiss		1365	
Warning: these figures indicate the number of cases found in the data file. They cannot be interpreted as summary statistics of the population of interest.			

# srs_gems08: Females should have their own source of income			
Information	[Type= discrete] [Format=numeric] [Range= 1-93] [Missing=*]		
Statistics [NW/ W]	[Valid=3056 /-] [Invalid=1364 /-]		
Value	Label	Cases	Percentage
1	Agree	2566	<div></div> 84.0%
2	Disagree	490	<div></div> 16.0%
93	Prefer not to answer	0	
Sysmiss		1364	
Warning: these figures indicate the number of cases found in the data file. They cannot be interpreted as summary statistics of the population of interest.			
# srs_gems09: It is the man who decides what type of sex to have			
Information	[Type= discrete] [Format=numeric] [Range= 1-93] [Missing=*]		
Statistics [NW/ W]	[Valid=3056 /-] [Invalid=1364 /-]		
Value	Label	Cases	Percentage
1	Agree	1053	<div></div> 34.5%
2	Disagree	2003	<div></div> 65.5%
93	Prefer not to answer	0	
Sysmiss		1364	
Warning: these figures indicate the number of cases found in the data file. They cannot be interpreted as summary statistics of the population of interest.			
# srs_gems10: Men need sex more than women do			
Information	[Type= discrete] [Format=numeric] [Range= 1-93] [Missing=*]		
Statistics [NW/ W]	[Valid=3056 /-] [Invalid=1364 /-]		
Value	Label	Cases	Percentage
1	Agree	1391	<div></div> 45.5%
2	Disagree	1665	<div></div> 54.5%
93	Prefer not to answer	0	
Sysmiss		1364	
Warning: these figures indicate the number of cases found in the data file. They cannot be interpreted as summary statistics of the population of interest.			
# srs_gems11: You don't talk about sex, you just do it			
Information	[Type= discrete] [Format=numeric] [Range= 1-93] [Missing=*]		
Statistics [NW/ W]	[Valid=3054 /-] [Invalid=1366 /-]		
Value	Label	Cases	Percentage
1	Agree	742	<div></div> 24.3%
2	Disagree	2312	<div></div> 75.7%
93	Prefer not to answer	0	
Sysmiss		1366	
Warning: these figures indicate the number of cases found in the data file. They cannot be interpreted as summary statistics of the population of interest.			
# srs_gems12: Men are always ready to have sex			
Information	[Type= discrete] [Format=numeric] [Range= 1-93] [Missing=*]		
Statistics [NW/ W]	[Valid=3055 /-] [Invalid=1365 /-]		
Value	Label	Cases	Percentage
1	Agree	1364	<div></div> 44.6%
2	Disagree	1691	<div></div> 55.4%
93	Prefer not to answer	0	
Sysmiss		1365	




# srs_gems12: Men are always ready to have sex			
Warning: these figures indicate the number of cases found in the data file. They cannot be interpreted as summary statistics of the population of interest.			
# srs_gems13: A man should know what his partner likes during sex			
Information	[Type= discrete] [Format=numeric] [Range= 1-93] [Missing=*]		
Statistics [NW/ W]	[Valid=3056 /-] [Invalid=1364 /-]		
Value	Label	Cases	Percentage
1	Agree	2688	<div><div></div></div> 88.0%
2	Disagree	368	<div><div></div></div> 12.0%
93	Prefer not to answer	0	
Sysmiss		1364	
Warning: these figures indicate the number of cases found in the data file. They cannot be interpreted as summary statistics of the population of interest.			
# srs_gems14: A woman who has sex before she marries does not deserve respect			
Information	[Type= discrete] [Format=numeric] [Range= 1-93] [Missing=*]		
Statistics [NW/ W]	[Valid=3056 /-] [Invalid=1364 /-]		
Value	Label	Cases	Percentage
1	Agree	766	<div><div></div></div> 25.1%
2	Disagree	2290	<div><div></div></div> 74.9%
93	Prefer not to answer	0	
Sysmiss		1364	
Warning: these figures indicate the number of cases found in the data file. They cannot be interpreted as summary statistics of the population of interest.			
# srs_gems15: A woman should not initiate sex			
Information	[Type= discrete] [Format=numeric] [Range= 1-93] [Missing=*]		
Statistics [NW/ W]	[Valid=3056 /-] [Invalid=1364 /-]		
Value	Label	Cases	Percentage
1	Agree	973	<div><div></div></div> 31.8%
2	Disagree	2083	<div><div></div></div> 68.2%
93	Prefer not to answer	0	
Sysmiss		1364	
Warning: these figures indicate the number of cases found in the data file. They cannot be interpreted as summary statistics of the population of interest.			
# srs_gems16: Women who carry condoms are "easy"			
Information	[Type= discrete] [Format=numeric] [Range= 1-93] [Missing=*]		
Statistics [NW/ W]	[Valid=3056 /-] [Invalid=1364 /-]		
Value	Label	Cases	Percentage
1	Agree	1109	<div><div></div></div> 36.3%
2	Disagree	1947	<div><div></div></div> 63.7%
93	Prefer not to answer	0	
Sysmiss		1364	
Warning: these figures indicate the number of cases found in the data file. They cannot be interpreted as summary statistics of the population of interest.			
# srs_gems17: It is a woman's responsibility to avoid getting pregnant			
Information	[Type= discrete] [Format=numeric] [Range= 1-93] [Missing=*]		
Statistics [NW/ W]	[Valid=3056 /-] [Invalid=1364 /-]		
Value	Label	Cases	Percentage
1	Agree	2081	<div><div></div></div> 68.1%
2	Disagree	975	<div><div></div></div> 31.9%

# srs_gems17: It is a woman's responsibility to avoid getting pregnant			
Value	Label	Cases	Percentage
93	Prefer not to answer	0	
Sysmiss		1364	
Warning: these figures indicate the number of cases found in the data file. They cannot be interpreted as summary statistics of the population of interest.			
# srs_gems18: A couple should decide together if they want to have children			
Information	[Type= discrete] [Format=numeric] [Range= 1-93] [Missing=*]		
Statistics [NW/ W]	[Valid=3056 /-] [Invalid=1364 /-]		
Value	Label	Cases	Percentage
1	Agree	2890	<div><div></div></div> 94.6%
2	Disagree	166	<div><div></div></div> 5.4%
93	Prefer not to answer	0	
Sysmiss		1364	
Warning: these figures indicate the number of cases found in the data file. They cannot be interpreted as summary statistics of the population of interest.			
# srs_gems19: In my opinion, a woman can suggest using condoms just like a man can			
Information	[Type= discrete] [Format=numeric] [Range= 1-93] [Missing=*]		
Statistics [NW/ W]	[Valid=3056 /-] [Invalid=1364 /-]		
Value	Label	Cases	Percentage
1	Agree	2704	<div><div></div></div> 88.5%
2	Disagree	352	<div><div></div></div> 11.5%
93	Prefer not to answer	0	
Sysmiss		1364	
Warning: these figures indicate the number of cases found in the data file. They cannot be interpreted as summary statistics of the population of interest.			
# srs_gems20: If a man gets a woman pregnant, the child is the responsibility of both			
Information	[Type= discrete] [Format=numeric] [Range= 1-93] [Missing=*]		
Statistics [NW/ W]	[Valid=3056 /-] [Invalid=1364 /-]		
Value	Label	Cases	Percentage
1	Agree	2898	<div><div></div></div> 94.8%
2	Disagree	158	<div><div></div></div> 5.2%
93	Prefer not to answer	0	
Sysmiss		1364	
Warning: these figures indicate the number of cases found in the data file. They cannot be interpreted as summary statistics of the population of interest.			
# srs_gems21: A man and a woman should decide together what type of contraceptive to use			
Information	[Type= discrete] [Format=numeric] [Range= 1-93] [Missing=*]		
Statistics [NW/ W]	[Valid=3056 /-] [Invalid=1364 /-]		
Value	Label	Cases	Percentage
1	Agree	2803	<div><div></div></div> 91.7%
2	Disagree	253	<div><div></div></div> 8.3%
93	Prefer not to answer	0	
Sysmiss		1364	
Warning: these figures indicate the number of cases found in the data file. They cannot be interpreted as summary statistics of the population of interest.			
# srs_gems22: Only when a woman has a child is she a real woman			
Information	[Type= discrete] [Format=numeric] [Range= 1-93] [Missing=*]		
Statistics [NW/ W]	[Valid=3055 /-] [Invalid=1365 /-]		

# srs_gems22: Only when a woman has a child is she a real woman			
Value	Label	Cases	Percentage
1	Agree	752	<div><div></div></div> 24.6%
2	Disagree	2303	<div><div></div></div> 75.4%
93	Prefer not to answer	0	
Sysmiss		1365	
Warning: these figures indicate the number of cases found in the data file. They cannot be interpreted as summary statistics of the population of interest.			
# srs_gems23: A real man produces a male child			
Information	[Type= discrete] [Format=numeric] [Range= 1-93] [Missing=*]		
Statistics [NW/ W]	[Valid=3055 /-] [Invalid=1365 /-]		
Value	Label	Cases	Percentage
1	Agree	570	<div><div></div></div> 18.7%
2	Disagree	2485	<div><div></div></div> 81.3%
93	Prefer not to answer	0	
Sysmiss		1365	
Warning: these figures indicate the number of cases found in the data file. They cannot be interpreted as summary statistics of the population of interest.			
# srs_gems24: A man and woman should decide together whether to use a condom			
Information	[Type= discrete] [Format=numeric] [Range= 1-93] [Missing=*]		
Statistics [NW/ W]	[Valid=3055 /-] [Invalid=1365 /-]		
Value	Label	Cases	Percentage
1	Agree	2799	<div><div></div></div> 91.6%
2	Disagree	256	<div><div></div></div> 8.4%
93	Prefer not to answer	0	
Sysmiss		1365	
Warning: these figures indicate the number of cases found in the data file. They cannot be interpreted as summary statistics of the population of interest.			

# srs_gems25: There are times when a woman deserves to be beaten			
Information	[Type= discrete] [Format=numeric] [Range= 1-93] [Missing=*]		
Statistics [NW/ W]	[Valid=3055 /-] [Invalid=1365 /-]		
Value	Label	Cases	Percentage
1	Agree	482	<div><div></div></div> 15.8%
2	Disagree	2573	<div><div></div></div> 84.2%
93	Prefer not to answer	0	
Sysmiss		1365	
Warning: these figures indicate the number of cases found in the data file. They cannot be interpreted as summary statistics of the population of interest.			
# srs_gems26: A woman should tolerate violence in order to keep her family together			
Information	[Type= discrete] [Format=numeric] [Range= 1-93] [Missing=*]		
Statistics [NW/ W]	[Valid=3055 /-] [Invalid=1365 /-]		
Value	Label	Cases	Percentage
1	Agree	1062	<div><div></div></div> 34.8%
2	Disagree	1993	<div><div></div></div> 65.2%
93	Prefer not to answer	0	
Sysmiss		1365	
Warning: these figures indicate the number of cases found in the data file. They cannot be interpreted as summary statistics of the population of interest.			
# srs_gems27: If a woman cheats on a man, it is okay for him to hit her			
Information	[Type= discrete] [Format=numeric] [Range= 1-93] [Missing=*]		
Statistics [NW/ W]	[Valid=3055 /-] [Invalid=1365 /-]		
Value	Label	Cases	Percentage
1	Agree	893	<div><div></div></div> 29.2%
2	Disagree	2162	<div><div></div></div> 70.8%
93	Prefer not to answer	0	
Sysmiss		1365	
Warning: these figures indicate the number of cases found in the data file. They cannot be interpreted as summary statistics of the population of interest.			
# srs_gems28: If someone insults a man he should defend his reputation with force if he has to			
Information	[Type= discrete] [Format=numeric] [Range= 1-93] [Missing=*]		
Statistics [NW/ W]	[Valid=3055 /-] [Invalid=1365 /-]		
Value	Label	Cases	Percentage
1	Agree	1106	<div><div></div></div> 36.2%
2	Disagree	1949	<div><div></div></div> 63.8%
93	Prefer not to answer	0	
Sysmiss		1365	
Warning: these figures indicate the number of cases found in the data file. They cannot be interpreted as summary statistics of the population of interest.			
# srs_gems29: It is okay for a man to hit his wife if she won't have sex with him.			
Information	[Type= discrete] [Format=numeric] [Range= 1-93] [Missing=*]		
Statistics [NW/ W]	[Valid=3055 /-] [Invalid=1365 /-]		
Value	Label	Cases	Percentage
1	Agree	201	<div><div></div></div> 6.6%
2	Disagree	2854	<div><div></div></div> 93.4%
93	Prefer not to answer	0	
Sysmiss		1365	

# srs_gems29: It is okay for a man to hit his wife if she won't have sex with him.			
Warning: these figures indicate the number of cases found in the data file. They cannot be interpreted as summary statistics of the population of interest.			
# srs_gems30: A man using violence against his sexual partner is a private matter that shouldn			
Information	[Type= discrete] [Format=numeric] [Range= 1-93] [Missing=*]		
Statistics [NW/ W]	[Valid=3055 /-] [Invalid=1365 /-]		
Value	Label	Cases	Percentage
1	Agree	978	32.0%
2	Disagree	2077	68.0%
93	Prefer not to answer	0	
Sysmiss		1365	
Warning: these figures indicate the number of cases found in the data file. They cannot be interpreted as summary statistics of the population of interest.			
# srs_female_violence_0: Has any male ever done any of the following things to you:			
Information	[Type= discrete] [Format=numeric] [Range= 0-16] [Missing=*]		
Statistics [NW/ W]	[Valid=59 /-] [Invalid=4361 /-]		
Value	Label	Cases	Percentage
0	Say or do something to humiliate you in front of others?	59	100.0%
2	No	0	
3	Threaten to hurt or harm you or someone close to you?	0	
4	Insult you or make you feel bad about yourself?	0	
5	Push you, shake you, or throw something at you	0	
6	Slap you	0	
7	Twist your arm or pull your hair	0	
8	Punch you with his fist or something that could hurt you	0	
9	Kick you, drag you, or beat you up	0	
10	Try to choke you or burn you on purpose	0	
11	Threatened to attack you with a knife or other weapon	0	
12	Attacked you with a weapon	0	
13	Touched you in a sexual way (e.g. kissing, grabbing, or fondling), when you did not want them to	0	
14	Try to have sexual intercourse with you when you did not want to but did not succeed	0	
15	Physically forced you to have sexual intercourse even when you did not want to	0	
16	Forced you to perform sexual acts when you did not want to	0	
Sysmiss		4361	
Warning: these figures indicate the number of cases found in the data file. They cannot be interpreted as summary statistics of the population of interest.			
# srs_female_violence_10: Has any male ever done any of the following things to you:			
Information	[Type= discrete] [Format=numeric] [Range= 0-16] [Missing=*]		
Statistics [NW/ W]	[Valid=13 /-] [Invalid=4407 /-]		
Value	Label	Cases	Percentage
0	Say or do something to humiliate you in front of others?	0	
2	No	0	
3	Threaten to hurt or harm you or someone close to you?	0	
4	Insult you or make you feel bad about yourself?	0	
5	Push you, shake you, or throw something at you	0	
6	Slap you	0	

# srs_female_violence_10: Has any male ever done any of the following things to you:			
Value	Label	Cases	Percentage
7	Twist your arm or pull your hair	0	 100.0%
8	Punch you with his fist or something that could hurt you	0	
9	Kick you, drag you, or beat you up	0	
10	Try to choke you or burn you on purpose	13	
11	Threatened to attack you with a knife or other weapon	0	
12	Attacked you with a weapon	0	
13	Touched you in a sexual way (e.g. kissing, grabbing, or fondling), when you did not want them to	0	
14	Try to have sexual intercourse with you when you did not want to but did not succeed	0	
15	Physically forced you to have sexual intercourse even when you did not want to	0	
16	Forced you to perform sexual acts when you did not want to	0	
Sysmiss		4407	
Warning: these figures indicate the number of cases found in the data file. They cannot be interpreted as summary statistics of the population of interest.			
# srs_female_violence_11: Has any male ever done any of the following things to you:			
Information	[Type= discrete] [Format=numeric] [Range= 0-16] [Missing=*]		
Statistics [NW/ W]	[Valid=25 /-] [Invalid=4395 /-]		
Value	Label	Cases	Percentage
0	Say or do something to humiliate you in front of others?	0	 100.0%
2	No	0	
3	Threaten to hurt or harm you or someone close to you?	0	
4	Insult you or make you feel bad about yourself?	0	
5	Push you, shake you, or throw something at you	0	
6	Slap you	0	
7	Twist your arm or pull your hair	0	
8	Punch you with his fist or something that could hurt you	0	
9	Kick you, drag you, or beat you up	0	
10	Try to choke you or burn you on purpose	0	
11	Threatened to attack you with a knife or other weapon	25	
12	Attacked you with a weapon	0	
13	Touched you in a sexual way (e.g. kissing, grabbing, or fondling), when you did not want them to	0	
14	Try to have sexual intercourse with you when you did not want to but did not succeed	0	
15	Physically forced you to have sexual intercourse even when you did not want to	0	
16	Forced you to perform sexual acts when you did not want to	0	
Sysmiss		4395	
Warning: these figures indicate the number of cases found in the data file. They cannot be interpreted as summary statistics of the population of interest.			
# srs_female_violence_12: Has any male ever done any of the following things to you:			
Information	[Type= discrete] [Format=numeric] [Range= 0-16] [Missing=*]		
Statistics [NW/ W]	[Valid=9 /-] [Invalid=4411 /-]		
Value	Label	Cases	Percentage
0	Say or do something to humiliate you in front of others?	0	 0%
2	No	0	

# srs_female_violence_12: Has any male ever done any of the following things to you:			
Value	Label	Cases	Percentage
3	Threaten to hurt or harm you or someone close to you?	0	
4	Insult you or make you feel bad about yourself?	0	
5	Push you, shake you, or throw something at you	0	
6	Slap you	0	
7	Twist your arm or pull your hair	0	
8	Punch you with his fist or something that could hurt you	0	
9	Kick you, drag you, or beat you up	0	
10	Try to choke you or burn you on purpose	0	
11	Threatened to attack you with a knife or other weapon	0	
12	Attacked you with a weapon	9	100.0%
13	Touched you in a sexual way (e.g. kissing, grabbing, or fondling), when you did not want them to	0	
14	Try to have sexual intercourse with you when you did not want to but did not succeed	0	
15	Physically forced you to have sexual intercourse even when you did not want to	0	
16	Forced you to perform sexual acts when you did not want to	0	
Sysmiss		4411	
Warning: these figures indicate the number of cases found in the data file. They cannot be interpreted as summary statistics of the population of interest.			
# srs_female_violence_13: Has any male ever done any of the following things to you:			
Information	[Type= discrete] [Format=numeric] [Range= 0-16] [Missing=*]		
Statistics [NW/ W]	[Valid=11 /-] [Invalid=4409 /-]		
Value	Label	Cases	Percentage
0	Say or do something to humiliate you in front of others?	0	
2	No	0	
3	Threaten to hurt or harm you or someone close to you?	0	
4	Insult you or make you feel bad about yourself?	0	
5	Push you, shake you, or throw something at you	0	
6	Slap you	0	
7	Twist your arm or pull your hair	0	
8	Punch you with his fist or something that could hurt you	0	
9	Kick you, drag you, or beat you up	0	
10	Try to choke you or burn you on purpose	0	
11	Threatened to attack you with a knife or other weapon	0	
12	Attacked you with a weapon	0	
13	Touched you in a sexual way (e.g. kissing, grabbing, or fondling), when you did not want them to	11	100.0%
14	Try to have sexual intercourse with you when you did not want to but did not succeed	0	
15	Physically forced you to have sexual intercourse even when you did not want to	0	
16	Forced you to perform sexual acts when you did not want to	0	
Sysmiss		4409	
Warning: these figures indicate the number of cases found in the data file. They cannot be interpreted as summary statistics of the population of interest.			
# srs_female_violence_14: Has any male ever done any of the following things to you:			
Information	[Type= discrete] [Format=numeric] [Range= 0-16] [Missing=*]		

# srs_female_violence_14: Has any male ever done any of the following things to you:			
Statistics [NW/ W]		[Valid=17 /-] [Invalid=4403 /-]	
Value	Label	Cases	Percentage
0	Say or do something to humiliate you in front of others?	0	
2	No	0	
3	Threaten to hurt or harm you or someone close to you?	0	
4	Insult you or make you feel bad about yourself?	0	
5	Push you, shake you, or throw something at you	0	
6	Slap you	0	
7	Twist your arm or pull your hair	0	
8	Punch you with his fist or something that could hurt you	0	
9	Kick you, drag you, or beat you up	0	
10	Try to choke you or burn you on purpose	0	
11	Threatened to attack you with a knife or other weapon	0	
12	Attacked you with a weapon	0	
13	Touched you in a sexual way (e.g. kissing, grabbing, or fondling), when you did not want them to	0	
14	Try to have sexual intercourse with you when you did not want to but did not succeed	17	<div><div></div></div> 100.0%
15	Physically forced you to have sexual intercourse even when you did not want to	0	
16	Forced you to perform sexual acts when you did not want to	0	
Sysmiss		4403	
Warning: these figures indicate the number of cases found in the data file. They cannot be interpreted as summary statistics of the population of interest.			
# srs_female_violence_15: Has any male ever done any of the following things to you:			
Information		[Type= discrete] [Format=numeric] [Range= 0-16] [Missing=*]	
Statistics [NW/ W]		[Valid=12 /-] [Invalid=4408 /-]	
Value	Label	Cases	Percentage
0	Say or do something to humiliate you in front of others?	0	
2	No	0	
3	Threaten to hurt or harm you or someone close to you?	0	
4	Insult you or make you feel bad about yourself?	0	
5	Push you, shake you, or throw something at you	0	
6	Slap you	0	
7	Twist your arm or pull your hair	0	
8	Punch you with his fist or something that could hurt you	0	
9	Kick you, drag you, or beat you up	0	
10	Try to choke you or burn you on purpose	0	
11	Threatened to attack you with a knife or other weapon	0	
12	Attacked you with a weapon	0	
13	Touched you in a sexual way (e.g. kissing, grabbing, or fondling), when you did not want them to	0	
14	Try to have sexual intercourse with you when you did not want to but did not succeed	0	
15	Physically forced you to have sexual intercourse even when you did not want to	12	<div><div></div></div> 100.0%
16	Forced you to perform sexual acts when you did not want to	0	
Sysmiss		4408	

# srs_female_violence_15: Has any male ever done any of the following things to you:			
Warning: these figures indicate the number of cases found in the data file. They cannot be interpreted as summary statistics of the population of interest.			
# srs_female_violence_16: Has any male ever done any of the following things to you:			
Information	[Type= discrete] [Format=numeric] [Range= 0-16] [Missing=*]		
Statistics [NW/ W]	[Valid=17 /-] [Invalid=4403 /-]		
Value	Label	Cases	Percentage
0	Say or do something to humiliate you in front of others?	0	
2	No	0	
3	Threaten to hurt or harm you or someone close to you?	0	
4	Insult you or make you feel bad about yourself?	0	
5	Push you, shake you, or throw something at you	0	
6	Slap you	0	
7	Twist your arm or pull your hair	0	
8	Punch you with his fist or something that could hurt you	0	
9	Kick you, drag you, or beat you up	0	
10	Try to choke you or burn you on purpose	0	
11	Threatened to attack you with a knife or other weapon	0	
12	Attacked you with a weapon	0	
13	Touched you in a sexual way (e.g. kissing, grabbing, or fondling), when you did not want them to	0	
14	Try to have sexual intercourse with you when you did not want to but did not succeed	0	
15	Physically forced you to have sexual intercourse even when you did not want to	0	
16	Forced you to perform sexual acts when you did not want to	17	100.0%
Sysmiss		4403	
Warning: these figures indicate the number of cases found in the data file. They cannot be interpreted as summary statistics of the population of interest.			
# srs_female_violence_2: Has any male ever done any of the following things to you:			
Information	[Type= discrete] [Format=numeric] [Range= 0-16] [Missing=*]		
Statistics [NW/ W]	[Valid=377 /-] [Invalid=4043 /-]		
Value	Label	Cases	Percentage
0	Say or do something to humiliate you in front of others?	0	
2	No	377	100.0%
3	Threaten to hurt or harm you or someone close to you?	0	
4	Insult you or make you feel bad about yourself?	0	
5	Push you, shake you, or throw something at you	0	
6	Slap you	0	
7	Twist your arm or pull your hair	0	
8	Punch you with his fist or something that could hurt you	0	
9	Kick you, drag you, or beat you up	0	
10	Try to choke you or burn you on purpose	0	
11	Threatened to attack you with a knife or other weapon	0	
12	Attacked you with a weapon	0	
13	Touched you in a sexual way (e.g. kissing, grabbing, or fondling), when you did not want them to	0	
14	Try to have sexual intercourse with you when you did not want to but did not succeed	0	

# srs_female_violence_2: Has any male ever done any of the following things to you:			
Value	Label	Cases	Percentage
15	Physically forced you to have sexual intercourse even when you did not want to	0	
16	Forced you to perform sexual acts when you did not want to	0	
Sysmiss		4043	
Warning: these figures indicate the number of cases found in the data file. They cannot be interpreted as summary statistics of the population of interest.			
# srs_female_violence_3: Has any male ever done any of the following things to you:			
Information	[Type= discrete] [Format=numeric] [Range= 0-16] [Missing=*]		
Statistics [NW/ W]	[Valid=41 /-] [Invalid=4379 /-]		
Value	Label	Cases	Percentage
0	Say or do something to humiliate you in front of others?	0	
2	No	0	
3	Threaten to hurt or harm you or someone close to you?	41	100.0%
4	Insult you or make you feel bad about yourself?	0	
5	Push you, shake you, or throw something at you	0	
6	Slap you	0	
7	Twist your arm or pull your hair	0	
8	Punch you with his fist or something that could hurt you	0	
9	Kick you, drag you, or beat you up	0	
10	Try to choke you or burn you on purpose	0	
11	Threatened to attack you with a knife or other weapon	0	
12	Attacked you with a weapon	0	
13	Touched you in a sexual way (e.g. kissing, grabbing, or fondling), when you did not want them to	0	
14	Try to have sexual intercourse with you when you did not want to but did not succeed	0	
15	Physically forced you to have sexual intercourse even when you did not want to	0	
16	Forced you to perform sexual acts when you did not want to	0	
Sysmiss		4379	
Warning: these figures indicate the number of cases found in the data file. They cannot be interpreted as summary statistics of the population of interest.			
# srs_female_violence_4: Has any male ever done any of the following things to you:			
Information	[Type= discrete] [Format=numeric] [Range= 0-16] [Missing=*]		
Statistics [NW/ W]	[Valid=71 /-] [Invalid=4349 /-]		
Value	Label	Cases	Percentage
0	Say or do something to humiliate you in front of others?	0	
2	No	0	
3	Threaten to hurt or harm you or someone close to you?	0	
4	Insult you or make you feel bad about yourself?	71	100.0%
5	Push you, shake you, or throw something at you	0	
6	Slap you	0	
7	Twist your arm or pull your hair	0	
8	Punch you with his fist or something that could hurt you	0	
9	Kick you, drag you, or beat you up	0	
10	Try to choke you or burn you on purpose	0	
11	Threatened to attack you with a knife or other weapon	0	

# srs_female_violence_4: Has any male ever done any of the following things to you:			
Value	Label	Cases	Percentage
12	Attacked you with a weapon	0	
13	Touched you in a sexual way (e.g. kissing, grabbing, or fondling), when you did not want them to	0	
14	Try to have sexual intercourse with you when you did not want to but did not succeed	0	
15	Physically forced you to have sexual intercourse even when you did not want to	0	
16	Forced you to perform sexual acts when you did not want to	0	
Sysmiss		4349	
Warning: these figures indicate the number of cases found in the data file. They cannot be interpreted as summary statistics of the population of interest.			
# srs_female_violence_5: Has any male ever done any of the following things to you:			
Information	[Type= discrete] [Format=numeric] [Range= 0-16] [Missing=*]		
Statistics [NW/ W]	[Valid=23 /-] [Invalid=4397 /-]		
Value	Label	Cases	Percentage
0	Say or do something to humiliate you in front of others?	0	
2	No	0	
3	Threaten to hurt or harm you or someone close to you?	0	
4	Insult you or make you feel bad about yourself?	0	
5	Push you, shake you, or throw something at you	23	100.0%
6	Slap you	0	
7	Twist your arm or pull your hair	0	
8	Punch you with his fist or something that could hurt you	0	
9	Kick you, drag you, or beat you up	0	
10	Try to choke you or burn you on purpose	0	
11	Threatened to attack you with a knife or other weapon	0	
12	Attacked you with a weapon	0	
13	Touched you in a sexual way (e.g. kissing, grabbing, or fondling), when you did not want them to	0	
14	Try to have sexual intercourse with you when you did not want to but did not succeed	0	
15	Physically forced you to have sexual intercourse even when you did not want to	0	
16	Forced you to perform sexual acts when you did not want to	0	
Sysmiss		4397	
Warning: these figures indicate the number of cases found in the data file. They cannot be interpreted as summary statistics of the population of interest.			
# srs_female_violence_6: Has any male ever done any of the following things to you:			
Information	[Type= discrete] [Format=numeric] [Range= 0-16] [Missing=*]		
Statistics [NW/ W]	[Valid=84 /-] [Invalid=4336 /-]		
Value	Label	Cases	Percentage
0	Say or do something to humiliate you in front of others?	0	
2	No	0	
3	Threaten to hurt or harm you or someone close to you?	0	
4	Insult you or make you feel bad about yourself?	0	
5	Push you, shake you, or throw something at you	0	
6	Slap you	84	100.0%
7	Twist your arm or pull your hair	0	

# srs_female_violence_6: Has any male ever done any of the following things to you:			
Value	Label	Cases	Percentage
8	Punch you with his fist or something that could hurt you	0	
9	Kick you, drag you, or beat you up	0	
10	Try to choke you or burn you on purpose	0	
11	Threatened to attack you with a knife or other weapon	0	
12	Attacked you with a weapon	0	
13	Touched you in a sexual way (e.g. kissing, grabbing, or fondling), when you did not want them to	0	
14	Try to have sexual intercourse with you when you did not want to but did not succeed	0	
15	Physically forced you to have sexual intercourse even when you did not want to	0	
16	Forced you to perform sexual acts when you did not want to	0	
Sysmiss		4336	
Warning: these figures indicate the number of cases found in the data file. They cannot be interpreted as summary statistics of the population of interest.			
# srs_female_violence_7: Has any male ever done any of the following things to you:			
Information	[Type= discrete] [Format=numeric] [Range= 0-16] [Missing=*]		
Statistics [NW/ W]	[Valid=22 /-] [Invalid=4398 /-]		
Value	Label	Cases	Percentage
0	Say or do something to humiliate you in front of others?	0	
2	No	0	
3	Threaten to hurt or harm you or someone close to you?	0	
4	Insult you or make you feel bad about yourself?	0	
5	Push you, shake you, or throw something at you	0	
6	Slap you	0	
7	Twist your arm or pull your hair	22	100.0%
8	Punch you with his fist or something that could hurt you	0	
9	Kick you, drag you, or beat you up	0	
10	Try to choke you or burn you on purpose	0	
11	Threatened to attack you with a knife or other weapon	0	
12	Attacked you with a weapon	0	
13	Touched you in a sexual way (e.g. kissing, grabbing, or fondling), when you did not want them to	0	
14	Try to have sexual intercourse with you when you did not want to but did not succeed	0	
15	Physically forced you to have sexual intercourse even when you did not want to	0	
16	Forced you to perform sexual acts when you did not want to	0	
Sysmiss		4398	
Warning: these figures indicate the number of cases found in the data file. They cannot be interpreted as summary statistics of the population of interest.			
# srs_female_violence_8: Has any male ever done any of the following things to you:			
Information	[Type= discrete] [Format=numeric] [Range= 0-16] [Missing=*]		
Statistics [NW/ W]	[Valid=26 /-] [Invalid=4394 /-]		
Value	Label	Cases	Percentage
0	Say or do something to humiliate you in front of others?	0	
2	No	0	
3	Threaten to hurt or harm you or someone close to you?	0	

# srs_female_violence_8: Has any male ever done any of the following things to you:			
Value	Label	Cases	Percentage
4	Insult you or make you feel bad about yourself?	0	
5	Push you, shake you, or throw something at you	0	
6	Slap you	0	
7	Twist your arm or pull your hair	0	
8	Punch you with his fist or something that could hurt you	26	<div><div></div></div> 100.0%
9	Kick you, drag you, or beat you up	0	
10	Try to choke you or burn you on purpose	0	
11	Threatened to attack you with a knife or other weapon	0	
12	Attacked you with a weapon	0	
13	Touched you in a sexual way (e.g. kissing, grabbing, or fondling), when you did not want them to	0	
14	Try to have sexual intercourse with you when you did not want to but did not succeed	0	
15	Physically forced you to have sexual intercourse even when you did not want to	0	
16	Forced you to perform sexual acts when you did not want to	0	
Sysmiss		4394	
Warning: these figures indicate the number of cases found in the data file. They cannot be interpreted as summary statistics of the population of interest.			
# srs_female_violence_9: Has any male ever done any of the following things to you:			
Information	[Type= discrete] [Format=numeric] [Range= 0-16] [Missing=*]		
Statistics [NW/ W]	[Valid=26 /-] [Invalid=4394 /-]		
Value	Label	Cases	Percentage
0	Say or do something to humiliate you in front of others?	0	
2	No	0	
3	Threaten to hurt or harm you or someone close to you?	0	
4	Insult you or make you feel bad about yourself?	0	
5	Push you, shake you, or throw something at you	0	
6	Slap you	0	
7	Twist your arm or pull your hair	0	
8	Punch you with his fist or something that could hurt you	0	
9	Kick you, drag you, or beat you up	26	<div><div></div></div> 100.0%
10	Try to choke you or burn you on purpose	0	
11	Threatened to attack you with a knife or other weapon	0	
12	Attacked you with a weapon	0	
13	Touched you in a sexual way (e.g. kissing, grabbing, or fondling), when you did not want them to	0	
14	Try to have sexual intercourse with you when you did not want to but did not succeed	0	
15	Physically forced you to have sexual intercourse even when you did not want to	0	
16	Forced you to perform sexual acts when you did not want to	0	
Sysmiss		4394	
Warning: these figures indicate the number of cases found in the data file. They cannot be interpreted as summary statistics of the population of interest.			
# srs_female_violence_12mths_0: Has any male done any of the following things to you in the last 12 months:			
Information	[Type= discrete] [Format=numeric] [Range= 0-16] [Missing=*]		
Statistics [NW/ W]	[Valid=27 /-] [Invalid=4393 /-]		

srs_female_violen_12mths_0: Has any male done any of the following things to you in the last 12 months:

Value	Label	Cases	Percentage
0	Say or do something to humiliate you in front of others?	27	100.0%
2	No	0	
3	Threaten to hurt or harm you or someone close to you?	0	
4	Insult you or make you feel bad about yourself?	0	
5	Push you, shake you, or throw something at you	0	
6	Slap you	0	
7	Twist your arm or pull your hair	0	
8	Punch you with his fist or something that could hurt you	0	
9	Kick you, drag you, or beat you up	0	
10	Try to choke you or burn you on purpose	0	
11	Threatened to attack you with a knife or other weapon	0	
12	Attacked you with a weapon	0	
13	Touched you in a sexual way (e.g. kissing, grabbing, or fondling), when you did not want them to	0	
14	Try to have sexual intercourse with you when you did not want to but did not succeed	0	
15	Physically forced you to have sexual intercourse even when you did not want to	0	
16	Forced you to perform sexual acts when you did not want to	0	
Sysmiss		4393	

Warning: these figures indicate the number of cases found in the data file. They cannot be interpreted as summary statistics of the population of interest.

srs_female_violen_12mths_10: Has any male done any of the following things to you in the last 12 months:

Information	[Type= discrete] [Format=numeric] [Range= 0-16] [Missing=*]
Statistics [NW/ W]	[Valid=6 /-] [Invalid=4414 /-]

Value	Label	Cases	Percentage
0	Say or do something to humiliate you in front of others?	0	
2	No	0	
3	Threaten to hurt or harm you or someone close to you?	0	
4	Insult you or make you feel bad about yourself?	0	
5	Push you, shake you, or throw something at you	0	
6	Slap you	0	
7	Twist your arm or pull your hair	0	
8	Punch you with his fist or something that could hurt you	0	
9	Kick you, drag you, or beat you up	0	
10	Try to choke you or burn you on purpose	6	100.0%
11	Threatened to attack you with a knife or other weapon	0	
12	Attacked you with a weapon	0	
13	Touched you in a sexual way (e.g. kissing, grabbing, or fondling), when you did not want them to	0	
14	Try to have sexual intercourse with you when you did not want to but did not succeed	0	
15	Physically forced you to have sexual intercourse even when you did not want to	0	
16	Forced you to perform sexual acts when you did not want to	0	
Sysmiss		4414	

Warning: these figures indicate the number of cases found in the data file. They cannot be interpreted as summary statistics of the population of interest.

# srs_female_violen_12mths_11: Has any male done any of the following things to you in the last 12 months:			
Information	[Type= discrete] [Format=numeric] [Range= 0-16] [Missing=*]		
Statistics [NW/ W]	[Valid=8 /-] [Invalid=4412 /-]		
Value	Label	Cases	Percentage
0	Say or do something to humiliate you in front of others?	0	
2	No	0	
3	Threaten to hurt or harm you or someone close to you?	0	
4	Insult you or make you feel bad about yourself?	0	
5	Push you, shake you, or throw something at you	0	
6	Slap you	0	
7	Twist your arm or pull your hair	0	
8	Punch you with his fist or something that could hurt you	0	
9	Kick you, drag you, or beat you up	0	
10	Try to choke you or burn you on purpose	0	
11	Threatened to attack you with a knife or other weapon	8	100.0%
12	Attacked you with a weapon	0	
13	Touched you in a sexual way (e.g. kissing, grabbing, or fondling), when you did not want them to	0	
14	Try to have sexual intercourse with you when you did not want to but did not succeed	0	
15	Physically forced you to have sexual intercourse even when you did not want to	0	
16	Forced you to perform sexual acts when you did not want to	0	
Sysmiss		4412	
Warning: these figures indicate the number of cases found in the data file. They cannot be interpreted as summary statistics of the population of interest.			
# srs_female_violen_12mths_12: Has any male done any of the following things to you in the last 12 months:			
Information	[Type= discrete] [Format=numeric] [Range= 0-16] [Missing=*]		
Statistics [NW/ W]	[Valid=3 /-] [Invalid=4417 /-]		
Value	Label	Cases	Percentage
0	Say or do something to humiliate you in front of others?	0	
2	No	0	
3	Threaten to hurt or harm you or someone close to you?	0	
4	Insult you or make you feel bad about yourself?	0	
5	Push you, shake you, or throw something at you	0	
6	Slap you	0	
7	Twist your arm or pull your hair	0	
8	Punch you with his fist or something that could hurt you	0	
9	Kick you, drag you, or beat you up	0	
10	Try to choke you or burn you on purpose	0	
11	Threatened to attack you with a knife or other weapon	0	
12	Attacked you with a weapon	3	100.0%
13	Touched you in a sexual way (e.g. kissing, grabbing, or fondling), when you did not want them to	0	
14	Try to have sexual intercourse with you when you did not want to but did not succeed	0	
15	Physically forced you to have sexual intercourse even when you did not want to	0	
16	Forced you to perform sexual acts when you did not want to	0	

# srs_female_violen_12mths_12: Has any male done any of the following things to you in the last 12 months:			
Value	Label	Cases	Percentage
Sysmiss		4417	
Warning: these figures indicate the number of cases found in the data file. They cannot be interpreted as summary statistics of the population of interest.			
# srs_female_violen_12mths_13: Has any male done any of the following things to you in the last 12 months:			
Information	[Type= discrete] [Format=numeric] [Range= 0-16] [Missing=*]		
Statistics [NW/ W]	[Valid=6 /-] [Invalid=4414 /-]		
Value	Label	Cases	Percentage
0	Say or do something to humiliate you in front of others?	0	
2	No	0	
3	Threaten to hurt or harm you or someone close to you?	0	
4	Insult you or make you feel bad about yourself?	0	
5	Push you, shake you, or throw something at you	0	
6	Slap you	0	
7	Twist your arm or pull your hair	0	
8	Punch you with his fist or something that could hurt you	0	
9	Kick you, drag you, or beat you up	0	
10	Try to choke you or burn you on purpose	0	
11	Threatened to attack you with a knife or other weapon	0	
12	Attacked you with a weapon	0	
13	Touched you in a sexual way (e.g. kissing, grabbing, or fondling), when you did not want them to	6	100.0%
14	Try to have sexual intercourse with you when you did not want to but did not succeed	0	
15	Physically forced you to have sexual intercourse even when you did not want to	0	
16	Forced you to perform sexual acts when you did not want to	0	
Sysmiss		4414	
Warning: these figures indicate the number of cases found in the data file. They cannot be interpreted as summary statistics of the population of interest.			
# srs_female_violen_12mths_14: Has any male done any of the following things to you in the last 12 months:			
Information	[Type= discrete] [Format=numeric] [Range= 0-16] [Missing=*]		
Statistics [NW/ W]	[Valid=6 /-] [Invalid=4414 /-]		
Value	Label	Cases	Percentage
0	Say or do something to humiliate you in front of others?	0	
2	No	0	
3	Threaten to hurt or harm you or someone close to you?	0	
4	Insult you or make you feel bad about yourself?	0	
5	Push you, shake you, or throw something at you	0	
6	Slap you	0	
7	Twist your arm or pull your hair	0	
8	Punch you with his fist or something that could hurt you	0	
9	Kick you, drag you, or beat you up	0	
10	Try to choke you or burn you on purpose	0	
11	Threatened to attack you with a knife or other weapon	0	
12	Attacked you with a weapon	0	
13	Touched you in a sexual way (e.g. kissing, grabbing, or fondling), when you did not want them to	0	

# srs_female_violen_12mths_14: Has any male done any of the following things to you in the last 12 months:			
Value	Label	Cases	Percentage
14	Try to have sexual intercourse with you when you did not want to but did not succeed	6	<div><div></div></div> 100.0%
15	Physically forced you to have sexual intercourse even when you did not want to	0	
16	Forced you to perform sexual acts when you did not want to	0	
Sysmiss		4414	
Warning: these figures indicate the number of cases found in the data file. They cannot be interpreted as summary statistics of the population of interest.			
# srs_female_violen_12mths_15: Has any male done any of the following things to you in the last 12 months:			
Information	[Type= discrete] [Format=numeric] [Range= 0-16] [Missing=*]		
Statistics [NW/ W]	[Valid=6 /-] [Invalid=4414 /-]		
Value	Label	Cases	Percentage
0	Say or do something to humiliate you in front of others?	0	<div><div></div></div>
2	No	0	
3	Threaten to hurt or harm you or someone close to you?	0	
4	Insult you or make you feel bad about yourself?	0	
5	Push you, shake you, or throw something at you	0	
6	Slap you	0	
7	Twist your arm or pull your hair	0	
8	Punch you with his fist or something that could hurt you	0	
9	Kick you, drag you, or beat you up	0	
10	Try to choke you or burn you on purpose	0	
11	Threatened to attack you with a knife or other weapon	0	
12	Attacked you with a weapon	0	
13	Touched you in a sexual way (e.g. kissing, grabbing, or fondling), when you did not want them to	0	
14	Try to have sexual intercourse with you when you did not want to but did not succeed	0	
15	Physically forced you to have sexual intercourse even when you did not want to	6	<div><div></div></div> 100.0%
16	Forced you to perform sexual acts when you did not want to	0	
Sysmiss		4414	
Warning: these figures indicate the number of cases found in the data file. They cannot be interpreted as summary statistics of the population of interest.			
# srs_female_violen_12mths_16: Has any male done any of the following things to you in the last 12 months:			
Information	[Type= discrete] [Format=numeric] [Range= 0-16] [Missing=*]		
Statistics [NW/ W]	[Valid=7 /-] [Invalid=4413 /-]		
Value	Label	Cases	Percentage
0	Say or do something to humiliate you in front of others?	0	<div><div></div></div>
2	No	0	
3	Threaten to hurt or harm you or someone close to you?	0	
4	Insult you or make you feel bad about yourself?	0	
5	Push you, shake you, or throw something at you	0	
6	Slap you	0	
7	Twist your arm or pull your hair	0	
8	Punch you with his fist or something that could hurt you	0	
9	Kick you, drag you, or beat you up	0	

# srs_female_violen_12mths_16: Has any male done any of the following things to you in the last 12 months:			
Value	Label	Cases	Percentage
10	Try to choke you or burn you on purpose	0	
11	Threatened to attack you with a knife or other weapon	0	
12	Attacked you with a weapon	0	
13	Touched you in a sexual way (e.g. kissing, grabbing, or fondling), when you did not want them to	0	
14	Try to have sexual intercourse with you when you did not want to but did not succeed	0	
15	Physically forced you to have sexual intercourse even when you did not want to	0	
16	Forced you to perform sexual acts when you did not want to	7	<div><div></div></div> 100.0%
Sysmiss		4413	
Warning: these figures indicate the number of cases found in the data file. They cannot be interpreted as summary statistics of the population of interest.			
# srs_female_violen_12mths_2: Has any male done any of the following things to you in the last 12 months:			
Information	[Type= discrete] [Format=numeric] [Range= 0-16] [Missing=*]		
Statistics [NW/ W]	[Valid=464 /-] [Invalid=3956 /-]		
Value	Label	Cases	Percentage
0	Say or do something to humiliate you in front of others?	0	
2	No	464	<div><div></div></div> 100.0%
3	Threaten to hurt or harm you or someone close to you?	0	
4	Insult you or make you feel bad about yourself?	0	
5	Push you, shake you, or throw something at you	0	
6	Slap you	0	
7	Twist your arm or pull your hair	0	
8	Punch you with his fist or something that could hurt you	0	
9	Kick you, drag you, or beat you up	0	
10	Try to choke you or burn you on purpose	0	
11	Threatened to attack you with a knife or other weapon	0	
12	Attacked you with a weapon	0	
13	Touched you in a sexual way (e.g. kissing, grabbing, or fondling), when you did not want them to	0	
14	Try to have sexual intercourse with you when you did not want to but did not succeed	0	
15	Physically forced you to have sexual intercourse even when you did not want to	0	
16	Forced you to perform sexual acts when you did not want to	0	
Sysmiss		3956	
Warning: these figures indicate the number of cases found in the data file. They cannot be interpreted as summary statistics of the population of interest.			
# srs_female_violen_12mths_3: Has any male done any of the following things to you in the last 12 months:			
Information	[Type= discrete] [Format=numeric] [Range= 0-16] [Missing=*]		
Statistics [NW/ W]	[Valid=17 /-] [Invalid=4403 /-]		
Value	Label	Cases	Percentage
0	Say or do something to humiliate you in front of others?	0	
2	No	0	
3	Threaten to hurt or harm you or someone close to you?	17	<div><div></div></div> 100.0%
4	Insult you or make you feel bad about yourself?	0	
5	Push you, shake you, or throw something at you	0	

srs_female_violen_12mths_3: Has any male done any of the following things to you in the last 12 months:

Value	Label	Cases	Percentage
6	Slap you	0	
7	Twist your arm or pull your hair	0	
8	Punch you with his fist or something that could hurt you	0	
9	Kick you, drag you, or beat you up	0	
10	Try to choke you or burn you on purpose	0	
11	Threatened to attack you with a knife or other weapon	0	
12	Attacked you with a weapon	0	
13	Touched you in a sexual way (e.g. kissing, grabbing, or fondling), when you did not want them to	0	
14	Try to have sexual intercourse with you when you did not want to but did not succeed	0	
15	Physically forced you to have sexual intercourse even when you did not want to	0	
16	Forced you to perform sexual acts when you did not want to	0	
Sysmiss		4403	

Warning: these figures indicate the number of cases found in the data file. They cannot be interpreted as summary statistics of the population of interest.

srs_female_violen_12mths_4: Has any male done any of the following things to you in the last 12 months:

Information	[Type= discrete] [Format=numeric] [Range= 0-16] [Missing=*]
Statistics [NW/ W]	[Valid=33 /-] [Invalid=4387 /-]

Value	Label	Cases	Percentage
0	Say or do something to humiliate you in front of others?	0	
2	No	0	
3	Threaten to hurt or harm you or someone close to you?	0	
4	Insult you or make you feel bad about yourself?	33	100.0%
5	Push you, shake you, or throw something at you	0	
6	Slap you	0	
7	Twist your arm or pull your hair	0	
8	Punch you with his fist or something that could hurt you	0	
9	Kick you, drag you, or beat you up	0	
10	Try to choke you or burn you on purpose	0	
11	Threatened to attack you with a knife or other weapon	0	
12	Attacked you with a weapon	0	
13	Touched you in a sexual way (e.g. kissing, grabbing, or fondling), when you did not want them to	0	
14	Try to have sexual intercourse with you when you did not want to but did not succeed	0	
15	Physically forced you to have sexual intercourse even when you did not want to	0	
16	Forced you to perform sexual acts when you did not want to	0	
Sysmiss		4387	

Warning: these figures indicate the number of cases found in the data file. They cannot be interpreted as summary statistics of the population of interest.

srs_female_violen_12mths_5: Has any male done any of the following things to you in the last 12 months:

Information	[Type= discrete] [Format=numeric] [Range= 0-16] [Missing=*]
Statistics [NW/ W]	[Valid=5 /-] [Invalid=4415 /-]

Value	Label	Cases	Percentage
0	Say or do something to humiliate you in front of others?	0	

srs_female_violen_12mths_5: Has any male done any of the following things to you in the last 12 months:

Value	Label	Cases	Percentage
2	No	0	
3	Threaten to hurt or harm you or someone close to you?	0	
4	Insult you or make you feel bad about yourself?	0	
5	Push you, shake you, or throw something at you	5	100.0%
6	Slap you	0	
7	Twist your arm or pull your hair	0	
8	Punch you with his fist or something that could hurt you	0	
9	Kick you, drag you, or beat you up	0	
10	Try to choke you or burn you on purpose	0	
11	Threatened to attack you with a knife or other weapon	0	
12	Attacked you with a weapon	0	
13	Touched you in a sexual way (e.g. kissing, grabbing, or fondling), when you did not want them to	0	
14	Try to have sexual intercourse with you when you did not want to but did not succeed	0	
15	Physically forced you to have sexual intercourse even when you did not want to	0	
16	Forced you to perform sexual acts when you did not want to	0	
Sysmiss		4415	

Warning: these figures indicate the number of cases found in the data file. They cannot be interpreted as summary statistics of the population of interest.

srs_female_violen_12mths_6: Has any male done any of the following things to you in the last 12 months:

Information	[Type= discrete] [Format=numeric] [Range= 0-16] [Missing=*]
Statistics [NW/ W]	[Valid=33 /-] [Invalid=4387 /-]

Value	Label	Cases	Percentage
0	Say or do something to humiliate you in front of others?	0	
2	No	0	
3	Threaten to hurt or harm you or someone close to you?	0	
4	Insult you or make you feel bad about yourself?	0	
5	Push you, shake you, or throw something at you	0	
6	Slap you	33	100.0%
7	Twist your arm or pull your hair	0	
8	Punch you with his fist or something that could hurt you	0	
9	Kick you, drag you, or beat you up	0	
10	Try to choke you or burn you on purpose	0	
11	Threatened to attack you with a knife or other weapon	0	
12	Attacked you with a weapon	0	
13	Touched you in a sexual way (e.g. kissing, grabbing, or fondling), when you did not want them to	0	
14	Try to have sexual intercourse with you when you did not want to but did not succeed	0	
15	Physically forced you to have sexual intercourse even when you did not want to	0	
16	Forced you to perform sexual acts when you did not want to	0	
Sysmiss		4387	

Warning: these figures indicate the number of cases found in the data file. They cannot be interpreted as summary statistics of the population of interest.

# srs_female_violen_12mths_7: Has any male done any of the following things to you in the last 12 months:			
Information		[Type= discrete] [Format=numeric] [Range= 0-16] [Missing=*]	
Statistics [NW/ W]		[Valid=4 /-] [Invalid=4416 /-]	
Value	Label	Cases	Percentage
0	Say or do something to humiliate you in front of others?	0	
2	No	0	
3	Threaten to hurt or harm you or someone close to you?	0	
4	Insult you or make you feel bad about yourself?	0	
5	Push you, shake you, or throw something at you	0	
6	Slap you	0	
7	Twist your arm or pull your hair	4	<div><div></div></div> 100.0%
8	Punch you with his fist or something that could hurt you	0	
9	Kick you, drag you, or beat you up	0	
10	Try to choke you or burn you on purpose	0	
11	Threatened to attack you with a knife or other weapon	0	
12	Attacked you with a weapon	0	
13	Touched you in a sexual way (e.g. kissing, grabbing, or fondling), when you did not want them to	0	
14	Try to have sexual intercourse with you when you did not want to but did not succeed	0	
15	Physically forced you to have sexual intercourse even when you did not want to	0	
16	Forced you to perform sexual acts when you did not want to	0	
Sysmiss		4416	
Warning: these figures indicate the number of cases found in the data file. They cannot be interpreted as summary statistics of the population of interest.			
# srs_female_violen_12mths_8: Has any male done any of the following things to you in the last 12 months:			
Information		[Type= discrete] [Format=numeric] [Range= 0-16] [Missing=*]	
Statistics [NW/ W]		[Valid=7 /-] [Invalid=4413 /-]	
Value	Label	Cases	Percentage
0	Say or do something to humiliate you in front of others?	0	
2	No	0	
3	Threaten to hurt or harm you or someone close to you?	0	
4	Insult you or make you feel bad about yourself?	0	
5	Push you, shake you, or throw something at you	0	
6	Slap you	0	
7	Twist your arm or pull your hair	0	
8	Punch you with his fist or something that could hurt you	7	<div><div></div></div> 100.0%
9	Kick you, drag you, or beat you up	0	
10	Try to choke you or burn you on purpose	0	
11	Threatened to attack you with a knife or other weapon	0	
12	Attacked you with a weapon	0	
13	Touched you in a sexual way (e.g. kissing, grabbing, or fondling), when you did not want them to	0	
14	Try to have sexual intercourse with you when you did not want to but did not succeed	0	
15	Physically forced you to have sexual intercourse even when you did not want to	0	
16	Forced you to perform sexual acts when you did not want to	0	

# srs_female_violen_12mths_8: Has any male done any of the following things to you in the last 12 months:			
Value	Label	Cases	Percentage
Sysmiss		4413	
Warning: these figures indicate the number of cases found in the data file. They cannot be interpreted as summary statistics of the population of interest.			
# srs_female_violen_12mths_9: Has any male done any of the following things to you in the last 12 months:			
Information	[Type= discrete] [Format=numeric] [Range= 0-16] [Missing=*]		
Statistics [NW/ W]	[Valid=7 /-] [Invalid=4413 /-]		
Value	Label	Cases	Percentage
0	Say or do something to humiliate you in front of others?	0	
2	No	0	
3	Threaten to hurt or harm you or someone close to you?	0	
4	Insult you or make you feel bad about yourself?	0	
5	Push you, shake you, or throw something at you	0	
6	Slap you	0	
7	Twist your arm or pull your hair	0	
8	Punch you with his fist or something that could hurt you	0	
9	Kick you, drag you, or beat you up	7	100.0%
10	Try to choke you or burn you on purpose	0	
11	Threatened to attack you with a knife or other weapon	0	
12	Attacked you with a weapon	0	
13	Touched you in a sexual way (e.g. kissing, grabbing, or fondling), when you did not want them to	0	
14	Try to have sexual intercourse with you when you did not want to but did not succeed	0	
15	Physically forced you to have sexual intercourse even when you did not want to	0	
16	Forced you to perform sexual acts when you did not want to	0	
Sysmiss		4413	
Warning: these figures indicate the number of cases found in the data file. They cannot be interpreted as summary statistics of the population of interest.			
# srs_male_violence_0: Has anyone ever done any of the following things to you:			
Information	[Type= discrete] [Format=numeric] [Range= 0-16] [Missing=*]		
Statistics [NW/ W]	[Valid=404 /-] [Invalid=4016 /-]		
Value	Label	Cases	Percentage
0	Say or do something to humiliate you in front of others?	404	100.0%
2	No	0	
3	Threaten to hurt or harm you or someone close to you?	0	
4	Insult you or make you feel bad about yourself?	0	
5	Push you, shake you, or throw something at you	0	
6	Slap you	0	
7	Twist your arm or pull your hair	0	
8	Punch you with his fist or something that could hurt you	0	
9	Kick you, drag you, or beat you up	0	
10	Try to choke you or burn you on purpose	0	
11	Threatened to attack you with a knife or other weapon	0	
12	Attacked you with a weapon	0	
13	Touched you in a sexual way (e.g. kissing, grabbing, or fondling), when you did not want them to	0	

# srs_male_violence_0: Has anyone ever done any of the following things to you:			
Value	Label	Cases	Percentage
14	Try to have sexual intercourse with you when you did not want to but did not succeed	0	
15	Physically forced you to have sexual intercourse even when you did not want to	0	
16	Forced you to perform sexual acts when you did not want to	0	
Sysmiss		4016	
Warning: these figures indicate the number of cases found in the data file. They cannot be interpreted as summary statistics of the population of interest.			
# srs_male_violence_10: Has anyone ever done any of the following things to you:			
Information	[Type= discrete] [Format=numeric] [Range= 0-16] [Missing=*]		
Statistics [NW/ W]	[Valid=85 /-] [Invalid=4335 /-]		
Value	Label	Cases	Percentage
0	Say or do something to humiliate you in front of others?	0	
2	No	0	
3	Threaten to hurt or harm you or someone close to you?	0	
4	Insult you or make you feel bad about yourself?	0	
5	Push you, shake you, or throw something at you	0	
6	Slap you	0	
7	Twist your arm or pull your hair	0	
8	Punch you with his fist or something that could hurt you	0	
9	Kick you, drag you, or beat you up	0	
10	Try to choke you or burn you on purpose	85	100.0%
11	Threatened to attack you with a knife or other weapon	0	
12	Attacked you with a weapon	0	
13	Touched you in a sexual way (e.g. kissing, grabbing, or fondling), when you did not want them to	0	
14	Try to have sexual intercourse with you when you did not want to but did not succeed	0	
15	Physically forced you to have sexual intercourse even when you did not want to	0	
16	Forced you to perform sexual acts when you did not want to	0	
Sysmiss		4335	
Warning: these figures indicate the number of cases found in the data file. They cannot be interpreted as summary statistics of the population of interest.			
# srs_male_violence_11: Has anyone ever done any of the following things to you:			
Information	[Type= discrete] [Format=numeric] [Range= 0-16] [Missing=*]		
Statistics [NW/ W]	[Valid=301 /-] [Invalid=4119 /-]		
Value	Label	Cases	Percentage
0	Say or do something to humiliate you in front of others?	0	
2	No	0	
3	Threaten to hurt or harm you or someone close to you?	0	
4	Insult you or make you feel bad about yourself?	0	
5	Push you, shake you, or throw something at you	0	
6	Slap you	0	
7	Twist your arm or pull your hair	0	
8	Punch you with his fist or something that could hurt you	0	
9	Kick you, drag you, or beat you up	0	

# srs_male_violence_11: Has anyone ever done any of the following things to you:			
Value	Label	Cases	Percentage
10	Try to choke you or burn you on purpose	0	
11	Threatened to attack you with a knife or other weapon	301	100.0%
12	Attacked you with a weapon	0	
13	Touched you in a sexual way (e.g. kissing, grabbing, or fondling), when you did not want them to	0	
14	Try to have sexual intercourse with you when you did not want to but did not succeed	0	
15	Physically forced you to have sexual intercourse even when you did not want to	0	
16	Forced you to perform sexual acts when you did not want to	0	
Sysmiss		4119	
Warning: these figures indicate the number of cases found in the data file. They cannot be interpreted as summary statistics of the population of interest.			
# srs_male_violence_12: Has anyone ever done any of the following things to you:			
Information	[Type= discrete] [Format=numeric] [Range= 0-16] [Missing=*]		
Statistics [NW/ W]	[Valid=149 /-] [Invalid=4271 /-]		
Value	Label	Cases	Percentage
0	Say or do something to humiliate you in front of others?	0	
2	No	0	
3	Threaten to hurt or harm you or someone close to you?	0	
4	Insult you or make you feel bad about yourself?	0	
5	Push you, shake you, or throw something at you	0	
6	Slap you	0	
7	Twist your arm or pull your hair	0	
8	Punch you with his fist or something that could hurt you	0	
9	Kick you, drag you, or beat you up	0	
10	Try to choke you or burn you on purpose	0	
11	Threatened to attack you with a knife or other weapon	0	
12	Attacked you with a weapon	149	100.0%
13	Touched you in a sexual way (e.g. kissing, grabbing, or fondling), when you did not want them to	0	
14	Try to have sexual intercourse with you when you did not want to but did not succeed	0	
15	Physically forced you to have sexual intercourse even when you did not want to	0	
16	Forced you to perform sexual acts when you did not want to	0	
Sysmiss		4271	
Warning: these figures indicate the number of cases found in the data file. They cannot be interpreted as summary statistics of the population of interest.			
# srs_male_violence_13: Has anyone ever done any of the following things to you:			
Information	[Type= discrete] [Format=numeric] [Range= 0-16] [Missing=*]		
Statistics [NW/ W]	[Valid=72 /-] [Invalid=4348 /-]		
Value	Label	Cases	Percentage
0	Say or do something to humiliate you in front of others?	0	
2	No	0	
3	Threaten to hurt or harm you or someone close to you?	0	
4	Insult you or make you feel bad about yourself?	0	
5	Push you, shake you, or throw something at you	0	

srs_male_violence_13: Has anyone ever done any of the following things to you:

Value	Label	Cases	Percentage	
6	Slap you	0		
7	Twist your arm or pull your hair	0		
8	Punch you with his fist or something that could hurt you	0		
9	Kick you, drag you, or beat you up	0		
10	Try to choke you or burn you on purpose	0		
11	Threatened to attack you with a knife or other weapon	0		
12	Attacked you with a weapon	0		
13	Touched you in a sexual way (e.g. kissing, grabbing, or fondling), when you did not want them to	72	<div></div>	100.0%
14	Try to have sexual intercourse with you when you did not want to but did not succeed	0		
15	Physically forced you to have sexual intercourse even when you did not want to	0		
16	Forced you to perform sexual acts when you did not want to	0		
Sysmiss		4348		

Warning: these figures indicate the number of cases found in the data file. They cannot be interpreted as summary statistics of the population of interest.

srs_male_violence_14: Has anyone ever done any of the following things to you:

Information	[Type= discrete] [Format=numeric] [Range= 0-16] [Missing=*]		
Statistics [NW/ W]	[Valid=49 /-] [Invalid=4371 /-]		

Value	Label	Cases	Percentage	
0	Say or do something to humiliate you in front of others?	0	<div></div> 100.0%	
2	No	0		
3	Threaten to hurt or harm you or someone close to you?	0		
4	Insult you or make you feel bad about yourself?	0		
5	Push you, shake you, or throw something at you	0		
6	Slap you	0		
7	Twist your arm or pull your hair	0		
8	Punch you with his fist or something that could hurt you	0		
9	Kick you, drag you, or beat you up	0		
10	Try to choke you or burn you on purpose	0		
11	Threatened to attack you with a knife or other weapon	0		
12	Attacked you with a weapon	0		
13	Touched you in a sexual way (e.g. kissing, grabbing, or fondling), when you did not want them to	0		
14	Try to have sexual intercourse with you when you did not want to but did not succeed	49		
15	Physically forced you to have sexual intercourse even when you did not want to	0		
16	Forced you to perform sexual acts when you did not want to	0		
Sysmiss		4371		

Warning: these figures indicate the number of cases found in the data file. They cannot be interpreted as summary statistics of the population of interest.

srs_male_violence_15: Has anyone ever done any of the following things to you:

Information	[Type= discrete] [Format=numeric] [Range= 0-16] [Missing=*]		
Statistics [NW/ W]	[Valid=26 /-] [Invalid=4394 /-]		

Value	Label	Cases	Percentage	
0	Say or do something to humiliate you in front of others?	0		

srs_male_violence_15: Has anyone ever done any of the following things to you:

Value	Label	Cases	Percentage
2	No	0	
3	Threaten to hurt or harm you or someone close to you?	0	
4	Insult you or make you feel bad about yourself?	0	
5	Push you, shake you, or throw something at you	0	
6	Slap you	0	
7	Twist your arm or pull your hair	0	
8	Punch you with his fist or something that could hurt you	0	
9	Kick you, drag you, or beat you up	0	
10	Try to choke you or burn you on purpose	0	
11	Threatened to attack you with a knife or other weapon	0	
12	Attacked you with a weapon	0	
13	Touched you in a sexual way (e.g. kissing, grabbing, or fondling), when you did not want them to	0	
14	Try to have sexual intercourse with you when you did not want to but did not succeed	0	
15	Physically forced you to have sexual intercourse even when you did not want to	26	100.0%
16	Forced you to perform sexual acts when you did not want to	0	
Sysmiss		4394	

Warning: these figures indicate the number of cases found in the data file. They cannot be interpreted as summary statistics of the population of interest.

srs_male_violence_16: Has anyone ever done any of the following things to you:

Information	[Type= discrete] [Format=numeric] [Range= 0-16] [Missing=*]
Statistics [NW/ W]	[Valid=31 /-] [Invalid=4389 /-]

Value	Label	Cases	Percentage
0	Say or do something to humiliate you in front of others?	0	
2	No	0	
3	Threaten to hurt or harm you or someone close to you?	0	
4	Insult you or make you feel bad about yourself?	0	
5	Push you, shake you, or throw something at you	0	
6	Slap you	0	
7	Twist your arm or pull your hair	0	
8	Punch you with his fist or something that could hurt you	0	
9	Kick you, drag you, or beat you up	0	
10	Try to choke you or burn you on purpose	0	
11	Threatened to attack you with a knife or other weapon	0	
12	Attacked you with a weapon	0	
13	Touched you in a sexual way (e.g. kissing, grabbing, or fondling), when you did not want them to	0	
14	Try to have sexual intercourse with you when you did not want to but did not succeed	0	
15	Physically forced you to have sexual intercourse even when you did not want to	0	
16	Forced you to perform sexual acts when you did not want to	31	100.0%
Sysmiss		4389	

Warning: these figures indicate the number of cases found in the data file. They cannot be interpreted as summary statistics of the population of interest.

# srs_male_violence_2: Has anyone ever done any of the following things to you:			
Information		[Type= discrete] [Format=numeric] [Range= 0-16] [Missing=*]	
Statistics [NW/ W]		[Valid=1372 /-] [Invalid=3048 /-]	
Value	Label	Cases	Percentage
0	Say or do something to humiliate you in front of others?	0	
2	No	1372	100.0%
3	Threaten to hurt or harm you or someone close to you?	0	
4	Insult you or make you feel bad about yourself?	0	
5	Push you, shake you, or throw something at you	0	
6	Slap you	0	
7	Twist your arm or pull your hair	0	
8	Punch you with his fist or something that could hurt you	0	
9	Kick you, drag you, or beat you up	0	
10	Try to choke you or burn you on purpose	0	
11	Threatened to attack you with a knife or other weapon	0	
12	Attacked you with a weapon	0	
13	Touched you in a sexual way (e.g. kissing, grabbing, or fondling), when you did not want them to	0	
14	Try to have sexual intercourse with you when you did not want to but did not succeed	0	
15	Physically forced you to have sexual intercourse even when you did not want to	0	
16	Forced you to perform sexual acts when you did not want to	0	
Sysmiss		3048	
Warning: these figures indicate the number of cases found in the data file. They cannot be interpreted as summary statistics of the population of interest.			
# srs_male_violence_3: Has anyone ever done any of the following things to you:			
Information		[Type= discrete] [Format=numeric] [Range= 0-16] [Missing=*]	
Statistics [NW/ W]		[Valid=248 /-] [Invalid=4172 /-]	
Value	Label	Cases	Percentage
0	Say or do something to humiliate you in front of others?	0	
2	No	0	
3	Threaten to hurt or harm you or someone close to you?	248	100.0%
4	Insult you or make you feel bad about yourself?	0	
5	Push you, shake you, or throw something at you	0	
6	Slap you	0	
7	Twist your arm or pull your hair	0	
8	Punch you with his fist or something that could hurt you	0	
9	Kick you, drag you, or beat you up	0	
10	Try to choke you or burn you on purpose	0	
11	Threatened to attack you with a knife or other weapon	0	
12	Attacked you with a weapon	0	
13	Touched you in a sexual way (e.g. kissing, grabbing, or fondling), when you did not want them to	0	
14	Try to have sexual intercourse with you when you did not want to but did not succeed	0	
15	Physically forced you to have sexual intercourse even when you did not want to	0	
16	Forced you to perform sexual acts when you did not want to	0	

# srs_male_violence_3: Has anyone ever done any of the following things to you:			
Value	Label	Cases	Percentage
Sysmiss		4172	
Warning: these figures indicate the number of cases found in the data file. They cannot be interpreted as summary statistics of the population of interest.			
# srs_male_violence_4: Has anyone ever done any of the following things to you:			
Information	[Type= discrete] [Format=numeric] [Range= 0-16] [Missing=*]		
Statistics [NW/ W]	[Valid=492 /-] [Invalid=3928 /-]		
Value	Label	Cases	Percentage
0	Say or do something to humiliate you in front of others?	0	
2	No	0	
3	Threaten to hurt or harm you or someone close to you?	0	
4	Insult you or make you feel bad about yourself?	492	100.0%
5	Push you, shake you, or throw something at you	0	
6	Slap you	0	
7	Twist your arm or pull your hair	0	
8	Punch you with his fist or something that could hurt you	0	
9	Kick you, drag you, or beat you up	0	
10	Try to choke you or burn you on purpose	0	
11	Threatened to attack you with a knife or other weapon	0	
12	Attacked you with a weapon	0	
13	Touched you in a sexual way (e.g. kissing, grabbing, or fondling), when you did not want them to	0	
14	Try to have sexual intercourse with you when you did not want to but did not succeed	0	
15	Physically forced you to have sexual intercourse even when you did not want to	0	
16	Forced you to perform sexual acts when you did not want to	0	
Sysmiss		3928	
Warning: these figures indicate the number of cases found in the data file. They cannot be interpreted as summary statistics of the population of interest.			
# srs_male_violence_5: Has anyone ever done any of the following things to you:			
Information	[Type= discrete] [Format=numeric] [Range= 0-16] [Missing=*]		
Statistics [NW/ W]	[Valid=278 /-] [Invalid=4142 /-]		
Value	Label	Cases	Percentage
0	Say or do something to humiliate you in front of others?	0	
2	No	0	
3	Threaten to hurt or harm you or someone close to you?	0	
4	Insult you or make you feel bad about yourself?	0	
5	Push you, shake you, or throw something at you	278	100.0%
6	Slap you	0	
7	Twist your arm or pull your hair	0	
8	Punch you with his fist or something that could hurt you	0	
9	Kick you, drag you, or beat you up	0	
10	Try to choke you or burn you on purpose	0	
11	Threatened to attack you with a knife or other weapon	0	
12	Attacked you with a weapon	0	
13	Touched you in a sexual way (e.g. kissing, grabbing, or fondling), when you did not want them to	0	

srs_male_violence_5: Has anyone ever done any of the following things to you:



Value	Label	Cases	Percentage
14	Try to have sexual intercourse with you when you did not want to but did not succeed	0	
15	Physically forced you to have sexual intercourse even when you did not want to	0	
16	Forced you to perform sexual acts when you did not want to	0	
Sysmiss		4142	

Warning: these figures indicate the number of cases found in the data file. They cannot be interpreted as summary statistics of the population of interest.

# srs_male_violence_6: Has anyone ever done any of the following things to you:			
Information		[Type= discrete] [Format=numeric] [Range= 0-16] [Missing=*]	
Statistics [NW/ W]		[Valid=449 /-] [Invalid=3971 /-]	
Value	Label	Cases	Percentage
0	Say or do something to humiliate you in front of others?	0	
2	No	0	
3	Threaten to hurt or harm you or someone close to you?	0	
4	Insult you or make you feel bad about yourself?	0	
5	Push you, shake you, or throw something at you	0	
6	Slap you	449	100.0%
7	Twist your arm or pull your hair	0	
8	Punch you with his fist or something that could hurt you	0	
9	Kick you, drag you, or beat you up	0	
10	Try to choke you or burn you on purpose	0	
11	Threatened to attack you with a knife or other weapon	0	
12	Attacked you with a weapon	0	
13	Touched you in a sexual way (e.g. kissing, grabbing, or fondling), when you did not want them to	0	
14	Try to have sexual intercourse with you when you did not want to but did not succeed	0	
15	Physically forced you to have sexual intercourse even when you did not want to	0	
16	Forced you to perform sexual acts when you did not want to	0	
Sysmiss		3971	
Warning: these figures indicate the number of cases found in the data file. They cannot be interpreted as summary statistics of the population of interest.			
# srs_male_violence_7: Has anyone ever done any of the following things to you:			
Information		[Type= discrete] [Format=numeric] [Range= 0-16] [Missing=*]	
Statistics [NW/ W]		[Valid=115 /-] [Invalid=4305 /-]	
Value	Label	Cases	Percentage
0	Say or do something to humiliate you in front of others?	0	
2	No	0	
3	Threaten to hurt or harm you or someone close to you?	0	
4	Insult you or make you feel bad about yourself?	0	
5	Push you, shake you, or throw something at you	0	
6	Slap you	0	
7	Twist your arm or pull your hair	115	100.0%
8	Punch you with his fist or something that could hurt you	0	
9	Kick you, drag you, or beat you up	0	
10	Try to choke you or burn you on purpose	0	
11	Threatened to attack you with a knife or other weapon	0	
12	Attacked you with a weapon	0	
13	Touched you in a sexual way (e.g. kissing, grabbing, or fondling), when you did not want them to	0	
14	Try to have sexual intercourse with you when you did not want to but did not succeed	0	
15	Physically forced you to have sexual intercourse even when you did not want to	0	
16	Forced you to perform sexual acts when you did not want to	0	

# srs_male_violence_7: Has anyone ever done any of the following things to you:			
Value	Label	Cases	Percentage
Sysmiss		4305	
Warning: these figures indicate the number of cases found in the data file. They cannot be interpreted as summary statistics of the population of interest.			
# srs_male_violence_8: Has anyone ever done any of the following things to you:			
Information	[Type= discrete] [Format=numeric] [Range= 0-16] [Missing=*]		
Statistics [NW/ W]	[Valid=290 /-] [Invalid=4130 /-]		
Value	Label	Cases	Percentage
0	Say or do something to humiliate you in front of others?	0	
2	No	0	
3	Threaten to hurt or harm you or someone close to you?	0	
4	Insult you or make you feel bad about yourself?	0	
5	Push you, shake you, or throw something at you	0	
6	Slap you	0	
7	Twist your arm or pull your hair	0	
8	Punch you with his fist or something that could hurt you	290	100.0%
9	Kick you, drag you, or beat you up	0	
10	Try to choke you or burn you on purpose	0	
11	Threatened to attack you with a knife or other weapon	0	
12	Attacked you with a weapon	0	
13	Touched you in a sexual way (e.g. kissing, grabbing, or fondling), when you did not want them to	0	
14	Try to have sexual intercourse with you when you did not want to but did not succeed	0	
15	Physically forced you to have sexual intercourse even when you did not want to	0	
16	Forced you to perform sexual acts when you did not want to	0	
Sysmiss		4130	
Warning: these figures indicate the number of cases found in the data file. They cannot be interpreted as summary statistics of the population of interest.			
# srs_male_violence_9: Has anyone ever done any of the following things to you:			
Information	[Type= discrete] [Format=numeric] [Range= 0-16] [Missing=*]		
Statistics [NW/ W]	[Valid=238 /-] [Invalid=4182 /-]		
Value	Label	Cases	Percentage
0	Say or do something to humiliate you in front of others?	0	
2	No	0	
3	Threaten to hurt or harm you or someone close to you?	0	
4	Insult you or make you feel bad about yourself?	0	
5	Push you, shake you, or throw something at you	0	
6	Slap you	0	
7	Twist your arm or pull your hair	0	
8	Punch you with his fist or something that could hurt you	0	
9	Kick you, drag you, or beat you up	238	100.0%
10	Try to choke you or burn you on purpose	0	
11	Threatened to attack you with a knife or other weapon	0	
12	Attacked you with a weapon	0	
13	Touched you in a sexual way (e.g. kissing, grabbing, or fondling), when you did not want them to	0	

# srs_male_violence_9: Has anyone ever done any of the following things to you:			
Value	Label	Cases	Percentage
14	Try to have sexual intercourse with you when you did not want to but did not succeed	0	
15	Physically forced you to have sexual intercourse even when you did not want to	0	
16	Forced you to perform sexual acts when you did not want to	0	
Sysmiss		4182	
Warning: these figures indicate the number of cases found in the data file. They cannot be interpreted as summary statistics of the population of interest.			
# srs_male_violen_12mths_0: Has anyone ever done any of the following things to you in the last 12 months:			
Information		[Type= discrete] [Format=numeric] [Range= 0-16] [Missing=*]	
Statistics [NW/ W]		[Valid=233 /-] [Invalid=4187 /-]	
Value	Label	Cases	Percentage
0	Say or do something to humiliate you in front of others?	233	<div></div> 100.0%
2	No	0	
3	Threaten to hurt or harm you or someone close to you?	0	
4	Insult you or make you feel bad about yourself?	0	
5	Push you, shake you, or throw something at you	0	
6	Slap you	0	
7	Twist your arm or pull your hair	0	
8	Punch you with his fist or something that could hurt you	0	
9	Kick you, drag you, or beat you up	0	
10	Try to choke you or burn you on purpose	0	
11	Threatened to attack you with a knife or other weapon	0	
12	Attacked you with a weapon	0	
13	Touched you in a sexual way (e.g. kissing, grabbing, or fondling), when you did not want them to	0	
14	Try to have sexual intercourse with you when you did not want to but did not succeed	0	
15	Physically forced you to have sexual intercourse even when you did not want to	0	
16	Forced you to perform sexual acts when you did not want to	0	
Sysmiss		4187	
Warning: these figures indicate the number of cases found in the data file. They cannot be interpreted as summary statistics of the population of interest.			
# srs_male_violen_12mths_10: Has anyone ever done any of the following things to you in the last 12 months:			
Information		[Type= discrete] [Format=numeric] [Range= 0-16] [Missing=*]	
Statistics [NW/ W]		[Valid=43 /-] [Invalid=4377 /-]	
Value	Label	Cases	Percentage
0	Say or do something to humiliate you in front of others?	0	
2	No	0	
3	Threaten to hurt or harm you or someone close to you?	0	
4	Insult you or make you feel bad about yourself?	0	
5	Push you, shake you, or throw something at you	0	
6	Slap you	0	
7	Twist your arm or pull your hair	0	
8	Punch you with his fist or something that could hurt you	0	
9	Kick you, drag you, or beat you up	0	

# srs_male_violen_12mths_10: Has anyone ever done any of the following things to you in the last 12 months:			
Value	Label	Cases	Percentage
10	Try to choke you or burn you on purpose	43	 100.0%
11	Threatened to attack you with a knife or other weapon	0	
12	Attacked you with a weapon	0	
13	Touched you in a sexual way (e.g. kissing, grabbing, or fondling), when you did not want them to	0	
14	Try to have sexual intercourse with you when you did not want to but did not succeed	0	
15	Physically forced you to have sexual intercourse even when you did not want to	0	
16	Forced you to perform sexual acts when you did not want to	0	
Sysmiss		4377	
Warning: these figures indicate the number of cases found in the data file. They cannot be interpreted as summary statistics of the population of interest.			
# srs_male_violen_12mths_11: Has anyone ever done any of the following things to you in the last 12 months:			
Information	[Type= discrete] [Format=numeric] [Range= 0-16] [Missing=*]		
Statistics [NW/ W]	[Valid=144 /-] [Invalid=4276 /-]		
Value	Label	Cases	Percentage
0	Say or do something to humiliate you in front of others?	0	 100.0%
2	No	0	
3	Threaten to hurt or harm you or someone close to you?	0	
4	Insult you or make you feel bad about yourself?	0	
5	Push you, shake you, or throw something at you	0	
6	Slap you	0	
7	Twist your arm or pull your hair	0	
8	Punch you with his fist or something that could hurt you	0	
9	Kick you, drag you, or beat you up	0	
10	Try to choke you or burn you on purpose	0	
11	Threatened to attack you with a knife or other weapon	144	
12	Attacked you with a weapon	0	
13	Touched you in a sexual way (e.g. kissing, grabbing, or fondling), when you did not want them to	0	
14	Try to have sexual intercourse with you when you did not want to but did not succeed	0	
15	Physically forced you to have sexual intercourse even when you did not want to	0	
16	Forced you to perform sexual acts when you did not want to	0	
Sysmiss		4276	
Warning: these figures indicate the number of cases found in the data file. They cannot be interpreted as summary statistics of the population of interest.			
# srs_male_violen_12mths_12: Has anyone ever done any of the following things to you in the last 12 months:			
Information	[Type= discrete] [Format=numeric] [Range= 0-16] [Missing=*]		
Statistics [NW/ W]	[Valid=84 /-] [Invalid=4336 /-]		
Value	Label	Cases	Percentage
0	Say or do something to humiliate you in front of others?	0	
2	No	0	
3	Threaten to hurt or harm you or someone close to you?	0	
4	Insult you or make you feel bad about yourself?	0	
5	Push you, shake you, or throw something at you	0	

# srs_male_violen_12mths_12: Has anyone ever done any of the following things to you in the last 12 months:			
Value	Label	Cases	Percentage
6	Slap you	0	
7	Twist your arm or pull your hair	0	
8	Punch you with his fist or something that could hurt you	0	
9	Kick you, drag you, or beat you up	0	
10	Try to choke you or burn you on purpose	0	
11	Threatened to attack you with a knife or other weapon	0	
12	Attacked you with a weapon	84	100.0%
13	Touched you in a sexual way (e.g. kissing, grabbing, or fondling), when you did not want them to	0	
14	Try to have sexual intercourse with you when you did not want to but did not succeed	0	
15	Physically forced you to have sexual intercourse even when you did not want to	0	
16	Forced you to perform sexual acts when you did not want to	0	
Sysmiss		4336	
Warning: these figures indicate the number of cases found in the data file. They cannot be interpreted as summary statistics of the population of interest.			
# srs_male_violen_12mths_13: Has anyone ever done any of the following things to you in the last 12 months:			
Information	[Type= discrete] [Format=numeric] [Range= 0-16] [Missing=*]		
Statistics [NW/ W]	[Valid=31 /-] [Invalid=4389 /-]		
Value	Label	Cases	Percentage
0	Say or do something to humiliate you in front of others?	0	
2	No	0	
3	Threaten to hurt or harm you or someone close to you?	0	
4	Insult you or make you feel bad about yourself?	0	
5	Push you, shake you, or throw something at you	0	
6	Slap you	0	
7	Twist your arm or pull your hair	0	
8	Punch you with his fist or something that could hurt you	0	
9	Kick you, drag you, or beat you up	0	
10	Try to choke you or burn you on purpose	0	
11	Threatened to attack you with a knife or other weapon	0	
12	Attacked you with a weapon	0	
13	Touched you in a sexual way (e.g. kissing, grabbing, or fondling), when you did not want them to	31	100.0%
14	Try to have sexual intercourse with you when you did not want to but did not succeed	0	
15	Physically forced you to have sexual intercourse even when you did not want to	0	
16	Forced you to perform sexual acts when you did not want to	0	
Sysmiss		4389	
Warning: these figures indicate the number of cases found in the data file. They cannot be interpreted as summary statistics of the population of interest.			
# srs_male_violen_12mths_14: Has anyone ever done any of the following things to you in the last 12 months:			
Information	[Type= discrete] [Format=numeric] [Range= 0-16] [Missing=*]		
Statistics [NW/ W]	[Valid=31 /-] [Invalid=4389 /-]		
Value	Label	Cases	Percentage
0	Say or do something to humiliate you in front of others?	0	

srs_male_violen_12mths_14: Has anyone ever done any of the following things to you in the last 12 months:

Value	Label	Cases	Percentage
2	No	0	
3	Threaten to hurt or harm you or someone close to you?	0	
4	Insult you or make you feel bad about yourself?	0	
5	Push you, shake you, or throw something at you	0	
6	Slap you	0	
7	Twist your arm or pull your hair	0	
8	Punch you with his fist or something that could hurt you	0	
9	Kick you, drag you, or beat you up	0	
10	Try to choke you or burn you on purpose	0	
11	Threatened to attack you with a knife or other weapon	0	
12	Attacked you with a weapon	0	
13	Touched you in a sexual way (e.g. kissing, grabbing, or fondling), when you did not want them to	0	
14	Try to have sexual intercourse with you when you did not want to but did not succeed	31	100.0%
15	Physically forced you to have sexual intercourse even when you did not want to	0	
16	Forced you to perform sexual acts when you did not want to	0	
Sysmiss		4389	

Warning: these figures indicate the number of cases found in the data file. They cannot be interpreted as summary statistics of the population of interest.

srs_male_violen_12mths_15: Has anyone ever done any of the following things to you in the last 12 months:

Information	[Type= discrete] [Format=numeric] [Range= 0-16] [Missing=*]
Statistics [NW/ W]	[Valid=20 /-] [Invalid=4400 /-]

Value	Label	Cases	Percentage
0	Say or do something to humiliate you in front of others?	0	
2	No	0	
3	Threaten to hurt or harm you or someone close to you?	0	
4	Insult you or make you feel bad about yourself?	0	
5	Push you, shake you, or throw something at you	0	
6	Slap you	0	
7	Twist your arm or pull your hair	0	
8	Punch you with his fist or something that could hurt you	0	
9	Kick you, drag you, or beat you up	0	
10	Try to choke you or burn you on purpose	0	
11	Threatened to attack you with a knife or other weapon	0	
12	Attacked you with a weapon	0	
13	Touched you in a sexual way (e.g. kissing, grabbing, or fondling), when you did not want them to	0	
14	Try to have sexual intercourse with you when you did not want to but did not succeed	0	
15	Physically forced you to have sexual intercourse even when you did not want to	20	100.0%
16	Forced you to perform sexual acts when you did not want to	0	
Sysmiss		4400	

Warning: these figures indicate the number of cases found in the data file. They cannot be interpreted as summary statistics of the population of interest.

# srs_male_violen_12mths_16: Has anyone ever done any of the following things to you in the last 12 months:			
Information	[Type= discrete] [Format=numeric] [Range= 0-16] [Missing=*]		
Statistics [NW/ W]	[Valid=15 /-] [Invalid=4405 /-]		
Value	Label	Cases	Percentage
0	Say or do something to humiliate you in front of others?	0	
2	No	0	
3	Threaten to hurt or harm you or someone close to you?	0	
4	Insult you or make you feel bad about yourself?	0	
5	Push you, shake you, or throw something at you	0	
6	Slap you	0	
7	Twist your arm or pull your hair	0	
8	Punch you with his fist or something that could hurt you	0	
9	Kick you, drag you, or beat you up	0	
10	Try to choke you or burn you on purpose	0	
11	Threatened to attack you with a knife or other weapon	0	
12	Attacked you with a weapon	0	
13	Touched you in a sexual way (e.g. kissing, grabbing, or fondling), when you did not want them to	0	
14	Try to have sexual intercourse with you when you did not want to but did not succeed	0	
15	Physically forced you to have sexual intercourse even when you did not want to	0	
16	Forced you to perform sexual acts when you did not want to	15	<div><div></div></div> 100.0%
Sysmiss		4405	
Warning: these figures indicate the number of cases found in the data file. They cannot be interpreted as summary statistics of the population of interest.			
# srs_male_violen_12mths_2: Has anyone ever done any of the following things to you in the last 12 months:			
Information	[Type= discrete] [Format=numeric] [Range= 0-16] [Missing=*]		
Statistics [NW/ W]	[Valid=1705 /-] [Invalid=2715 /-]		
Value	Label	Cases	Percentage
0	Say or do something to humiliate you in front of others?	0	
2	No	1705	<div><div></div></div> 100.0%
3	Threaten to hurt or harm you or someone close to you?	0	
4	Insult you or make you feel bad about yourself?	0	
5	Push you, shake you, or throw something at you	0	
6	Slap you	0	
7	Twist your arm or pull your hair	0	
8	Punch you with his fist or something that could hurt you	0	
9	Kick you, drag you, or beat you up	0	
10	Try to choke you or burn you on purpose	0	
11	Threatened to attack you with a knife or other weapon	0	
12	Attacked you with a weapon	0	
13	Touched you in a sexual way (e.g. kissing, grabbing, or fondling), when you did not want them to	0	
14	Try to have sexual intercourse with you when you did not want to but did not succeed	0	
15	Physically forced you to have sexual intercourse even when you did not want to	0	
16	Forced you to perform sexual acts when you did not want to	0	

# srs_male_violen_12mths_2: Has anyone ever done any of the following things to you in the last 12 months:			
Value	Label	Cases	Percentage
Sysmiss		2715	
<i>Warning: these figures indicate the number of cases found in the data file. They cannot be interpreted as summary statistics of the population of interest.</i>			
# srs_male_violen_12mths_3: Has anyone ever done any of the following things to you in the last 12 months:			
Information	[Type= discrete] [Format=numeric] [Range= 0-16] [Missing=*]		
Statistics [NW/ W]	[Valid=155 -] [Invalid=4265 -]		
Value	Label	Cases	Percentage
0	Say or do something to humiliate you in front of others?	0	
2	No	0	
3	Threaten to hurt or harm you or someone close to you?	155	100.0%
4	Insult you or make you feel bad about yourself?	0	
5	Push you, shake you, or throw something at you	0	
6	Slap you	0	
7	Twist your arm or pull your hair	0	
8	Punch you with his fist or something that could hurt you	0	
9	Kick you, drag you, or beat you up	0	
10	Try to choke you or burn you on purpose	0	
11	Threatened to attack you with a knife or other weapon	0	
12	Attacked you with a weapon	0	
13	Touched you in a sexual way (e.g. kissing, grabbing, or fondling), when you did not want them to	0	
14	Try to have sexual intercourse with you when you did not want to but did not succeed	0	
15	Physically forced you to have sexual intercourse even when you did not want to	0	
16	Forced you to perform sexual acts when you did not want to	0	
Sysmiss		4265	
<i>Warning: these figures indicate the number of cases found in the data file. They cannot be interpreted as summary statistics of the population of interest.</i>			
# srs_male_violen_12mths_4: Has anyone ever done any of the following things to you in the last 12 months:			
Information	[Type= discrete] [Format=numeric] [Range= 0-16] [Missing=*]		
Statistics [NW/ W]	[Valid=283 -] [Invalid=4137 -]		
Value	Label	Cases	Percentage
0	Say or do something to humiliate you in front of others?	0	
2	No	0	
3	Threaten to hurt or harm you or someone close to you?	0	
4	Insult you or make you feel bad about yourself?	283	100.0%
5	Push you, shake you, or throw something at you	0	
6	Slap you	0	
7	Twist your arm or pull your hair	0	
8	Punch you with his fist or something that could hurt you	0	
9	Kick you, drag you, or beat you up	0	
10	Try to choke you or burn you on purpose	0	
11	Threatened to attack you with a knife or other weapon	0	
12	Attacked you with a weapon	0	
13	Touched you in a sexual way (e.g. kissing, grabbing, or fondling), when you did not want them to	0	

# srs_male_violen_12mths_4: Has anyone ever done any of the following things to you in the last 12 months:			
Value	Label	Cases	Percentage
14	Try to have sexual intercourse with you when you did not want to but did not succeed	0	
15	Physically forced you to have sexual intercourse even when you did not want to	0	
16	Forced you to perform sexual acts when you did not want to	0	
Sysmiss		4137	
Warning: these figures indicate the number of cases found in the data file. They cannot be interpreted as summary statistics of the population of interest.			
# srs_male_violen_12mths_5: Has anyone ever done any of the following things to you in the last 12 months:			
Information	[Type= discrete] [Format=numeric] [Range= 0-16] [Missing=*]		
Statistics [NW/ W]	[Valid=121 /-] [Invalid=4299 /-]		
Value	Label	Cases	Percentage
0	Say or do something to humiliate you in front of others?	0	
2	No	0	
3	Threaten to hurt or harm you or someone close to you?	0	
4	Insult you or make you feel bad about yourself?	0	
5	Push you, shake you, or throw something at you	121	<div><div></div></div> 100.0%
6	Slap you	0	
7	Twist your arm or pull your hair	0	
8	Punch you with his fist or something that could hurt you	0	
9	Kick you, drag you, or beat you up	0	
10	Try to choke you or burn you on purpose	0	
11	Threatened to attack you with a knife or other weapon	0	
12	Attacked you with a weapon	0	
13	Touched you in a sexual way (e.g. kissing, grabbing, or fondling), when you did not want them to	0	
14	Try to have sexual intercourse with you when you did not want to but did not succeed	0	
15	Physically forced you to have sexual intercourse even when you did not want to	0	
16	Forced you to perform sexual acts when you did not want to	0	
Sysmiss		4299	
Warning: these figures indicate the number of cases found in the data file. They cannot be interpreted as summary statistics of the population of interest.			
# srs_male_violen_12mths_6: Has anyone ever done any of the following things to you in the last 12 months:			
Information	[Type= discrete] [Format=numeric] [Range= 0-16] [Missing=*]		
Statistics [NW/ W]	[Valid=211 /-] [Invalid=4209 /-]		
Value	Label	Cases	Percentage
0	Say or do something to humiliate you in front of others?	0	
2	No	0	
3	Threaten to hurt or harm you or someone close to you?	0	
4	Insult you or make you feel bad about yourself?	0	
5	Push you, shake you, or throw something at you	0	
6	Slap you	211	<div><div></div></div> 100.0%
7	Twist your arm or pull your hair	0	
8	Punch you with his fist or something that could hurt you	0	
9	Kick you, drag you, or beat you up	0	

# srs_male_violen_12mths_6: Has anyone ever done any of the following things to you in the last 12 months:			
Value	Label	Cases	Percentage
10	Try to choke you or burn you on purpose	0	
11	Threatened to attack you with a knife or other weapon	0	
12	Attacked you with a weapon	0	
13	Touched you in a sexual way (e.g. kissing, grabbing, or fondling), when you did not want them to	0	
14	Try to have sexual intercourse with you when you did not want to but did not succeed	0	
15	Physically forced you to have sexual intercourse even when you did not want to	0	
16	Forced you to perform sexual acts when you did not want to	0	
Sysmiss		4209	
Warning: these figures indicate the number of cases found in the data file. They cannot be interpreted as summary statistics of the population of interest.			
# srs_male_violen_12mths_7: Has anyone ever done any of the following things to you in the last 12 months:			
Information	[Type= discrete] [Format=numeric] [Range= 0-16] [Missing=*]		
Statistics [NW/ W]	[Valid=65 /-] [Invalid=4355 /-]		
Value	Label	Cases	Percentage
0	Say or do something to humiliate you in front of others?	0	
2	No	0	
3	Threaten to hurt or harm you or someone close to you?	0	
4	Insult you or make you feel bad about yourself?	0	
5	Push you, shake you, or throw something at you	0	
6	Slap you	0	
7	Twist your arm or pull your hair	65	100.0%
8	Punch you with his fist or something that could hurt you	0	
9	Kick you, drag you, or beat you up	0	
10	Try to choke you or burn you on purpose	0	
11	Threatened to attack you with a knife or other weapon	0	
12	Attacked you with a weapon	0	
13	Touched you in a sexual way (e.g. kissing, grabbing, or fondling), when you did not want them to	0	
14	Try to have sexual intercourse with you when you did not want to but did not succeed	0	
15	Physically forced you to have sexual intercourse even when you did not want to	0	
16	Forced you to perform sexual acts when you did not want to	0	
Sysmiss		4355	
Warning: these figures indicate the number of cases found in the data file. They cannot be interpreted as summary statistics of the population of interest.			
# srs_male_violen_12mths_8: Has anyone ever done any of the following things to you in the last 12 months:			
Information	[Type= discrete] [Format=numeric] [Range= 0-16] [Missing=*]		
Statistics [NW/ W]	[Valid=138 /-] [Invalid=4282 /-]		
Value	Label	Cases	Percentage
0	Say or do something to humiliate you in front of others?	0	
2	No	0	
3	Threaten to hurt or harm you or someone close to you?	0	
4	Insult you or make you feel bad about yourself?	0	
5	Push you, shake you, or throw something at you	0	

# srs_male_violen_12mths_8: Has anyone ever done any of the following things to you in the last 12 months:			
Value	Label	Cases	Percentage
6	Slap you	0	
7	Twist your arm or pull your hair	0	
8	Punch you with his fist or something that could hurt you	138	100.0%
9	Kick you, drag you, or beat you up	0	
10	Try to choke you or burn you on purpose	0	
11	Threatened to attack you with a knife or other weapon	0	
12	Attacked you with a weapon	0	
13	Touched you in a sexual way (e.g. kissing, grabbing, or fondling), when you did not want them to	0	
14	Try to have sexual intercourse with you when you did not want to but did not succeed	0	
15	Physically forced you to have sexual intercourse even when you did not want to	0	
16	Forced you to perform sexual acts when you did not want to	0	
Sysmiss		4282	
Warning: these figures indicate the number of cases found in the data file. They cannot be interpreted as summary statistics of the population of interest.			
# srs_male_violen_12mths_9: Has anyone ever done any of the following things to you in the last 12 months:			
Information	[Type= discrete] [Format=numeric] [Range= 0-16] [Missing=*]		
Statistics [NW/ W]	[Valid=105 /-] [Invalid=4315 /-]		
Value	Label	Cases	Percentage
0	Say or do something to humiliate you in front of others?	0	
2	No	0	
3	Threaten to hurt or harm you or someone close to you?	0	
4	Insult you or make you feel bad about yourself?	0	
5	Push you, shake you, or throw something at you	0	
6	Slap you	0	
7	Twist your arm or pull your hair	0	
8	Punch you with his fist or something that could hurt you	0	
9	Kick you, drag you, or beat you up	105	100.0%
10	Try to choke you or burn you on purpose	0	
11	Threatened to attack you with a knife or other weapon	0	
12	Attacked you with a weapon	0	
13	Touched you in a sexual way (e.g. kissing, grabbing, or fondling), when you did not want them to	0	
14	Try to have sexual intercourse with you when you did not want to but did not succeed	0	
15	Physically forced you to have sexual intercourse even when you did not want to	0	
16	Forced you to perform sexual acts when you did not want to	0	
Sysmiss		4315	
Warning: these figures indicate the number of cases found in the data file. They cannot be interpreted as summary statistics of the population of interest.			
# srs_sasa_expr_0: Has your partner/most recent partner done at least one of the following things t			
Information	[Type= discrete] [Format=numeric] [Range= 0-7] [Missing=*]		
Statistics [NW/ W]	[Valid=9 /-] [Invalid=4411 /-]		
Value	Label	Cases	Percentage
0	Pushed her or shoved her or pulled her hair	9	100.0%

# srs_sasa_expr_0: Has your partner/most recent partner done at least one of the following things t			
Value	Label	Cases	Percentage
2	No	0	
3	Hit her with his fist or something else that could hurt her	0	
4	Kicked her, dragged her or beat her up	0	
5	Choked or burnt her on purpose	0	
6	Threatened to use or actually used a gun, knife or other weapon against her	0	
7	Threatened to use or actually used a panga (stick) against her	0	
Sysmiss		4411	
Warning: these figures indicate the number of cases found in the data file. They cannot be interpreted as summary statistics of the population of interest.			
# srs_sasa_expr_2: Has your partner/most recent partner done at least one of the following things t			
Information	[Type= discrete] [Format=numeric] [Range= 0-7] [Missing=*]		
Statistics [NW/ W]	[Valid=702 /-] [Invalid=3718 /-]		
Value	Label	Cases	Percentage
0	Pushed her or shoved her or pulled her hair	0	
2	No	702	<div><div></div></div> 100.0%
3	Hit her with his fist or something else that could hurt her	0	
4	Kicked her, dragged her or beat her up	0	
5	Choked or burnt her on purpose	0	
6	Threatened to use or actually used a gun, knife or other weapon against her	0	
7	Threatened to use or actually used a panga (stick) against her	0	
Sysmiss		3718	
Warning: these figures indicate the number of cases found in the data file. They cannot be interpreted as summary statistics of the population of interest.			
# srs_sasa_expr_3: Has your partner/most recent partner done at least one of the following things t			
Information	[Type= discrete] [Format=numeric] [Range= 0-7] [Missing=*]		
Statistics [NW/ W]	[Valid=9 /-] [Invalid=4411 /-]		
Value	Label	Cases	Percentage
0	Pushed her or shoved her or pulled her hair	0	
2	No	0	
3	Hit her with his fist or something else that could hurt her	9	<div><div></div></div> 100.0%
4	Kicked her, dragged her or beat her up	0	
5	Choked or burnt her on purpose	0	
6	Threatened to use or actually used a gun, knife or other weapon against her	0	
7	Threatened to use or actually used a panga (stick) against her	0	
Sysmiss		4411	
Warning: these figures indicate the number of cases found in the data file. They cannot be interpreted as summary statistics of the population of interest.			
# srs_sasa_expr_4: Has your partner/most recent partner done at least one of the following things t			
Information	[Type= discrete] [Format=numeric] [Range= 0-7] [Missing=*]		
Statistics [NW/ W]	[Valid=7 /-] [Invalid=4413 /-]		
Value	Label	Cases	Percentage
0	Pushed her or shoved her or pulled her hair	0	
2	No	0	
3	Hit her with his fist or something else that could hurt her	0	

# srs_sasa_expr_4: Has your partner/most recent partner done at least one of the following things t			
Value	Label	Cases	Percentage
4	Kicked her, dragged her or beat her up	7	<div><div></div></div> 100.0%
5	Choked or burnt her on purpose	0	
6	Threatened to use or actually used a gun, knife or other weapon against her	0	
7	Threatened to use or actually used a panga (stick) against her	0	
Sysmiss		4413	
Warning: these figures indicate the number of cases found in the data file. They cannot be interpreted as summary statistics of the population of interest.			
# srs_sasa_expr_5: Has your partner/most recent partner done at least one of the following things t			
Information	[Type= discrete] [Format=numeric] [Range= 0-7] [Missing=*]		
Statistics [NW/ W]	[Valid=7 /-] [Invalid=4413 /-]		
Value	Label	Cases	Percentage
0	Pushed her or shoved her or pulled her hair	0	<div><div></div></div> 100.0%
2	No	0	
3	Hit her with his fist or something else that could hurt her	0	
4	Kicked her, dragged her or beat her up	0	
5	Choked or burnt her on purpose	7	
6	Threatened to use or actually used a gun, knife or other weapon against her	0	
7	Threatened to use or actually used a panga (stick) against her	0	
Sysmiss		4413	
Warning: these figures indicate the number of cases found in the data file. They cannot be interpreted as summary statistics of the population of interest.			
# srs_sasa_expr_6: Has your partner/most recent partner done at least one of the following things t			
Information	[Type= discrete] [Format=numeric] [Range= 0-7] [Missing=*]		
Statistics [NW/ W]	[Valid=9 /-] [Invalid=4411 /-]		
Value	Label	Cases	Percentage
0	Pushed her or shoved her or pulled her hair	0	<div><div></div></div> 100.0%
2	No	0	
3	Hit her with his fist or something else that could hurt her	0	
4	Kicked her, dragged her or beat her up	0	
5	Choked or burnt her on purpose	0	
6	Threatened to use or actually used a gun, knife or other weapon against her	9	
7	Threatened to use or actually used a panga (stick) against her	0	
Sysmiss		4411	
Warning: these figures indicate the number of cases found in the data file. They cannot be interpreted as summary statistics of the population of interest.			
# srs_sasa_expr_7: Has your partner/most recent partner done at least one of the following things t			
Information	[Type= discrete] [Format=numeric] [Range= 0-7] [Missing=*]		
Statistics [NW/ W]	[Valid=7 /-] [Invalid=4413 /-]		
Value	Label	Cases	Percentage
0	Pushed her or shoved her or pulled her hair	0	
2	No	0	
3	Hit her with his fist or something else that could hurt her	0	
4	Kicked her, dragged her or beat her up	0	
5	Choked or burnt her on purpose	0	

# srs_sasa_expr_7: Has your partner/most recent partner done at least one of the following things t			
Value	Label	Cases	Percentage
6	Threatened to use or actually used a gun, knife or other weapon against her	0	
7	Threatened to use or actually used a panga (stick) against her	7	<div><div></div></div> 100.0%
Sysmiss		4413	
Warning: these figures indicate the number of cases found in the data file. They cannot be interpreted as summary statistics of the population of interest.			
# srs_useviol_12mths: Have you used physical or sexual violence on your partner in the last 12 months?			
Information	[Type= discrete] [Format=numeric] [Range= 0-98] [Missing=*]		
Statistics [NW/ W]	[Valid=580 -/] [Invalid=3840 -/]		
Value	Label	Cases	Percentage
0	No, I have never had it	0	
1	Yes	9	<div><div></div></div> 1.6%
2	No	564	<div><div></div></div> 97.2%
3	Yes, but not sure about the exact age	0	
90	I am not sure	0	
93	Prefer not to answer	5	<div><div></div></div> 0.9%
95	Not had sex with this partner in the last 4 weeks	0	
97	N/A	0	
98	Don't know	2	<div><div></div></div> 0.3%
Sysmiss		3840	
Warning: these figures indicate the number of cases found in the data file. They cannot be interpreted as summary statistics of the population of interest.			
# srs_srpscale01: Most of the time, we do what my partner wants to do			
Information	[Type= discrete] [Format=numeric] [Range= 1-4] [Missing=*]		
Statistics [NW/ W]	[Valid=491 -/] [Invalid=3929 -/]		
Value	Label	Cases	Percentage
1	Strongly Agree	45	<div><div></div></div> 9.2%
2	Agree	71	<div><div></div></div> 14.5%
3	Disagree	238	<div><div></div></div> 48.5%
4	Strongly Disagree	137	<div><div></div></div> 27.9%
Sysmiss		3929	
Warning: these figures indicate the number of cases found in the data file. They cannot be interpreted as summary statistics of the population of interest.			
# srs_srpscale02: My partner won't let me wear certain things			
Information	[Type= discrete] [Format=numeric] [Range= 1-4] [Missing=*]		
Statistics [NW/ W]	[Valid=491 -/] [Invalid=3929 -/]		
Value	Label	Cases	Percentage
1	Strongly Agree	36	<div><div></div></div> 7.3%
2	Agree	58	<div><div></div></div> 11.8%
3	Disagree	235	<div><div></div></div> 47.9%
4	Strongly Disagree	162	<div><div></div></div> 33.0%
Sysmiss		3929	
Warning: these figures indicate the number of cases found in the data file. They cannot be interpreted as summary statistics of the population of interest.			
# srs_srpscale03: When my partner and I are together, I'm pretty quiet			
Information	[Type= discrete] [Format=numeric] [Range= 1-4] [Missing=*]		
Statistics [NW/ W]	[Valid=491 -/] [Invalid=3929 -/]		

# srs_srpscale03: When my partner and I are together, I'm pretty quiet				
Value		Label	Cases	Percentage
1		Strongly Agree	35	<div><div></div></div> 7.1%
2		Agree	56	<div><div></div></div> 11.4%
3		Disagree	239	<div><div></div></div> 48.7%
4		Strongly Disagree	161	<div><div></div></div> 32.8%
Sysmiss			3929	
Warning: these figures indicate the number of cases found in the data file. They cannot be interpreted as summary statistics of the population of interest.				
# srs_srpscale04: My partner has more say than I do about important decisions that affect us				
Information		[Type= discrete] [Format=numeric] [Range= 1-4] [Missing=*]		
Statistics [NW/ W]		[Valid=491 /-] [Invalid=3929 /-]		
Value		Label	Cases	Percentage
1		Strongly Agree	39	<div><div></div></div> 7.9%
2		Agree	49	<div><div></div></div> 10.0%
3		Disagree	235	<div><div></div></div> 47.9%
4		Strongly Disagree	168	<div><div></div></div> 34.2%
Sysmiss			3929	
Warning: these figures indicate the number of cases found in the data file. They cannot be interpreted as summary statistics of the population of interest.				
# srs_srpscale05: My partner tells me who I can spend time with				
Information		[Type= discrete] [Format=numeric] [Range= 1-4] [Missing=*]		
Statistics [NW/ W]		[Valid=491 /-] [Invalid=3929 /-]		
Value		Label	Cases	Percentage
1		Strongly Agree	20	<div><div></div></div> 4.1%
2		Agree	46	<div><div></div></div> 9.4%
3		Disagree	228	<div><div></div></div> 46.4%
4		Strongly Disagree	197	<div><div></div></div> 40.1%
Sysmiss			3929	
Warning: these figures indicate the number of cases found in the data file. They cannot be interpreted as summary statistics of the population of interest.				
# srs_srpscale06: If I asked my partner to use a condom, he would think I'm having sex with other				
Information		[Type= discrete] [Format=numeric] [Range= 1-4] [Missing=*]		
Statistics [NW/ W]		[Valid=491 /-] [Invalid=3929 /-]		
Value		Label	Cases	Percentage
1		Strongly Agree	37	<div><div></div></div> 7.5%
2		Agree	45	<div><div></div></div> 9.2%
3		Disagree	233	<div><div></div></div> 47.5%
4		Strongly Disagree	176	<div><div></div></div> 35.8%
Sysmiss			3929	
Warning: these figures indicate the number of cases found in the data file. They cannot be interpreted as summary statistics of the population of interest.				
# srs_srpscale07: I feel trapped or stuck in our relationship				
Information		[Type= discrete] [Format=numeric] [Range= 1-4] [Missing=*]		
Statistics [NW/ W]		[Valid=491 /-] [Invalid=3929 /-]		
Value		Label	Cases	Percentage
1		Strongly Agree	18	<div><div></div></div> 3.7%
2		Agree	37	<div><div></div></div> 7.5%

# srs_srpscale07: I feel trapped or stuck in our relationship			
Value	Label	Cases	Percentage
3	Disagree	239	<div><div></div></div> 48.7%
4	Strongly Disagree	197	<div><div></div></div> 40.1%
Sysmiss		3929	
Warning: these figures indicate the number of cases found in the data file. They cannot be interpreted as summary statistics of the population of interest.			
# srs_srpscale08: My partner does what he wants, even if I do not want him to			
Information	[Type= discrete] [Format=numeric] [Range= 1-4] [Missing=*]		
Statistics [NW/ W]	[Valid=491 /-] [Invalid=3929 /-]		
Value	Label	Cases	Percentage
1	Strongly Agree	21	<div><div></div></div> 4.3%
2	Agree	38	<div><div></div></div> 7.7%
3	Disagree	235	<div><div></div></div> 47.9%
4	Strongly Disagree	197	<div><div></div></div> 40.1%
Sysmiss		3929	
Warning: these figures indicate the number of cases found in the data file. They cannot be interpreted as summary statistics of the population of interest.			
# srs_srpscale09: I am more committed to our relationship than my partner is			
Information	[Type= discrete] [Format=numeric] [Range= 1-4] [Missing=*]		
Statistics [NW/ W]	[Valid=491 /-] [Invalid=3929 /-]		
Value	Label	Cases	Percentage
1	Strongly Agree	48	<div><div></div></div> 9.8%
2	Agree	50	<div><div></div></div> 10.2%
3	Disagree	239	<div><div></div></div> 48.7%
4	Strongly Disagree	154	<div><div></div></div> 31.4%
Sysmiss		3929	
Warning: these figures indicate the number of cases found in the data file. They cannot be interpreted as summary statistics of the population of interest.			
# srs_srpscale10: When my partner and I disagree, he gets his way most of the time			
Information	[Type= discrete] [Format=numeric] [Range= 1-4] [Missing=*]		
Statistics [NW/ W]	[Valid=491 /-] [Invalid=3929 /-]		
Value	Label	Cases	Percentage
1	Strongly Agree	40	<div><div></div></div> 8.1%
2	Agree	55	<div><div></div></div> 11.2%
3	Disagree	225	<div><div></div></div> 45.8%
4	Strongly Disagree	171	<div><div></div></div> 34.8%
Sysmiss		3929	
Warning: these figures indicate the number of cases found in the data file. They cannot be interpreted as summary statistics of the population of interest.			
# srs_srpscale11: My partner gets more out of our relationship than I do			
Information	[Type= discrete] [Format=numeric] [Range= 1-4] [Missing=*]		
Statistics [NW/ W]	[Valid=491 /-] [Invalid=3929 /-]		
Value	Label	Cases	Percentage
1	Strongly Agree	29	<div><div></div></div> 5.9%
2	Agree	45	<div><div></div></div> 9.2%
3	Disagree	240	<div><div></div></div> 48.9%
4	Strongly Disagree	177	<div><div></div></div> 36.0%

# srs_srpscale11: My partner gets more out of our relationship than I do			
Value	Label	Cases	Percentage
Sysmiss		3929	
Warning: these figures indicate the number of cases found in the data file. They cannot be interpreted as summary statistics of the population of interest.			
# srs_srpscale12: My partner always wants to know where I am			
Information	[Type= discrete] [Format=numeric] [Range= 1-4] [Missing=*]		
Statistics [NW/ W]	[Valid=490 /-] [Invalid=3930 /-]		
Value	Label	Cases	Percentage
1	Strongly Agree	106	<div><div></div></div> 21.6%
2	Agree	98	<div><div></div></div> 20.0%
3	Disagree	204	<div><div></div></div> 41.6%
4	Strongly Disagree	82	<div><div></div></div> 16.7%
Sysmiss		3930	
Warning: these figures indicate the number of cases found in the data file. They cannot be interpreted as summary statistics of the population of interest.			
# srs_srpscale13: If I asked my partner to use a condom, he would get angry			
Information	[Type= discrete] [Format=numeric] [Range= 1-4] [Missing=*]		
Statistics [NW/ W]	[Valid=491 /-] [Invalid=3929 /-]		
Value	Label	Cases	Percentage
1	Strongly Agree	24	<div><div></div></div> 4.9%
2	Agree	39	<div><div></div></div> 7.9%
3	Disagree	226	<div><div></div></div> 46.0%
4	Strongly Disagree	202	<div><div></div></div> 41.1%
Sysmiss		3929	
Warning: these figures indicate the number of cases found in the data file. They cannot be interpreted as summary statistics of the population of interest.			
# srs_srpscale14: If I asked my partner to use a condom, he would get violent			
Information	[Type= discrete] [Format=numeric] [Range= 1-4] [Missing=*]		
Statistics [NW/ W]	[Valid=491 /-] [Invalid=3929 /-]		
Value	Label	Cases	Percentage
1	Strongly Agree	21	<div><div></div></div> 4.3%
2	Agree	35	<div><div></div></div> 7.1%
3	Disagree	222	<div><div></div></div> 45.2%
4	Strongly Disagree	213	<div><div></div></div> 43.4%
Sysmiss		3929	
Warning: these figures indicate the number of cases found in the data file. They cannot be interpreted as summary statistics of the population of interest.			
# srs_dmdscale01: Who usually has more say about whose friends to go out with?			
Information	[Type= discrete] [Format=numeric] [Range= 1-80] [Missing=*]		
Statistics [NW/ W]	[Valid=3059 /-] [Invalid=1361 /-]		
Value	Label	Cases	Percentage
1	Your partner	194	<div><div></div></div> 6.3%
2	Both of You Equally	721	<div><div></div></div> 23.6%
3	You	1239	<div><div></div></div> 40.5%
80	I have no partner	905	<div><div></div></div> 29.6%
Sysmiss		1361	
Warning: these figures indicate the number of cases found in the data file. They cannot be interpreted as summary statistics of the population of interest.			

# srs_dmdscale02: Who usually has more say about whether you have sex?			
Information	[Type= discrete] [Format=numeric] [Range= 1-80] [Missing=*]		
Statistics [NW/ W]	[Valid=1874 /-] [Invalid=2546 /-]		
Value	Label	Cases	Percentage
1	Your partner	168	<div><div></div></div> 9.0%
2	Both of You Equally	1208	<div><div></div></div> 64.5%
3	You	374	<div><div></div></div> 20.0%
80	I have no partner	124	<div><div></div></div> 6.6%
Sysmiss		2546	
Warning: these figures indicate the number of cases found in the data file. They cannot be interpreted as summary statistics of the population of interest.			
# srs_dmdscale03: Who usually has more say about what you do together?			
Information	[Type= discrete] [Format=numeric] [Range= 1-80] [Missing=*]		
Statistics [NW/ W]	[Valid=3059 /-] [Invalid=1361 /-]		
Value	Label	Cases	Percentage
1	Your partner	213	<div><div></div></div> 7.0%
2	Both of You Equally	1485	<div><div></div></div> 48.5%
3	You	427	<div><div></div></div> 14.0%
80	I have no partner	934	<div><div></div></div> 30.5%
Sysmiss		1361	
Warning: these figures indicate the number of cases found in the data file. They cannot be interpreted as summary statistics of the population of interest.			
# srs_dmdscale04: Who usually has more say about how often you see one another?			
Information	[Type= discrete] [Format=numeric] [Range= 1-80] [Missing=*]		
Statistics [NW/ W]	[Valid=3059 /-] [Invalid=1361 /-]		
Value	Label	Cases	Percentage
1	Your partner	289	<div><div></div></div> 9.4%
2	Both of You Equally	1361	<div><div></div></div> 44.5%
3	You	475	<div><div></div></div> 15.5%
80	I have no partner	934	<div><div></div></div> 30.5%
Sysmiss		1361	
Warning: these figures indicate the number of cases found in the data file. They cannot be interpreted as summary statistics of the population of interest.			
# srs_dmdscale05: Who usually has more say about when you talk about serious things?			
Information	[Type= discrete] [Format=numeric] [Range= 1-80] [Missing=*]		
Statistics [NW/ W]	[Valid=3059 /-] [Invalid=1361 /-]		
Value	Label	Cases	Percentage
1	Your partner	235	<div><div></div></div> 7.7%
2	Both of You Equally	1420	<div><div></div></div> 46.4%
3	You	471	<div><div></div></div> 15.4%
80	I have no partner	933	<div><div></div></div> 30.5%
Sysmiss		1361	
Warning: these figures indicate the number of cases found in the data file. They cannot be interpreted as summary statistics of the population of interest.			
# srs_dmdscale06: In general, who do you think has more power in your relationship?			
Information	[Type= discrete] [Format=numeric] [Range= 1-80] [Missing=*]		
Statistics [NW/ W]	[Valid=3059 /-] [Invalid=1361 /-]		

# srs_dmdscale06: In general, who do you think has more power in your relationship?				
Value	Label	Cases	Percentage	
1	Your partner	262	<div></div> 8.6%	
2	Both of You Equally	1254	<div></div> 41.0%	
3	You	613	<div></div> 20.0%	
80	I have no partner	930	<div></div> 30.4%	
Sysmiss		1361		
Warning: these figures indicate the number of cases found in the data file. They cannot be interpreted as summary statistics of the population of interest.				
# srs_dmdscale07: Who usually has more say about whether you use condoms?				
Information	[Type= discrete] [Format=numeric] [Range= 1-80] [Missing=*]			
Statistics [NW/ W]	[Valid=1875 /-] [Invalid=2545 /-]			
Value	Label	Cases	Percentage	
1	Your partner	154	<div></div> 8.2%	
2	Both of You Equally	1288	<div></div> 68.7%	
3	You	308	<div></div> 16.4%	
80	I have no partner	125	<div></div> 6.7%	
Sysmiss		2545		
Warning: these figures indicate the number of cases found in the data file. They cannot be interpreted as summary statistics of the population of interest.				
# srs_dmdscale08: Who usually has more say about what types of sexual acts you do?				
Information	[Type= discrete] [Format=numeric] [Range= 1-80] [Missing=*]			
Statistics [NW/ W]	[Valid=1875 /-] [Invalid=2545 /-]			
Value	Label	Cases	Percentage	
1	Your partner	148	<div></div> 7.9%	
2	Both of You Equally	1280	<div></div> 68.3%	
3	You	313	<div></div> 16.7%	
80	I have no partner	134	<div></div> 7.1%	
Sysmiss		2545		
Warning: these figures indicate the number of cases found in the data file. They cannot be interpreted as summary statistics of the population of interest.				

srs_sv_to_contact: If it is safe for you to wait up to 3 days for help, then click [HERE](#) to give us

Information	[Type= discrete] [Format=numeric] [Range= 0-98] [Missing=*]		
Statistics [NW/ W]	[Valid=3058 /-] [Invalid=1362 /-]		

Value	Label	Cases	Percentage
0	No, I have never had it	0	
1	Yes	145	<div><div></div></div> 4.7%
2	No	2772	<div><div></div></div> 90.6%
3	Yes, but not sure about the exact age	0	
90	I am not sure	0	
93	Prefer not to answer	69	<div><div></div></div> 2.3%
95	Not had sex with this partner in the last 4 weeks	0	
97	N/A	0	
98	Don't know	72	<div><div></div></div> 2.4%
Sysmiss		1362	

Warning: these figures indicate the number of cases found in the data file. They cannot be interpreted as summary statistics of the population of interest.

srs_sv_contact_method: Please tell us how you would like us to contact you:

Information	[Type= discrete] [Format=numeric] [Range= 1-2] [Missing=*]		
Statistics [NW/ W]	[Valid=146 /-] [Invalid=4274 /-]		

Value	Label	Cases	Percentage
1	Phone call	123	<div><div></div></div> 84.2%
2	Home visit by Social Worker	23	<div><div></div></div> 15.8%
Sysmiss		4274	

Warning: these figures indicate the number of cases found in the data file. They cannot be interpreted as summary statistics of the population of interest.

srs_sv_phonetime: Please indicate when is best to call:

Information	[Type= discrete] [Format=character] [Missing=*]		
Statistics [NW/ W]	[Valid=124 /-] [Invalid=0 /-]		

srs_sv_visitime: Please indicate which time of day is best:

Information	[Type= discrete] [Format=character] [Missing=*]		
Statistics [NW/ W]	[Valid=24 /-] [Invalid=0 /-]		

or_trouble_police: Have you ever been in trouble with the police?

Information	[Type= discrete] [Format=numeric] [Range= 0-98] [Missing=*]		
Statistics [NW/ W]	[Valid=2133 /-] [Invalid=2287 /-]		

Value	Label	Cases	Percentage
0	No, I have never had it	0	
1	Yes	146	<div><div></div></div> 6.8%
2	No	1986	<div><div></div></div> 93.1%
3	Yes, but not sure about the exact age	0	
90	I am not sure	0	
93	Prefer not to answer	1	<div><div></div></div> 0.0%
95	Not had sex with this partner in the last 4 weeks	0	
97	N/A	0	
98	Don't know	0	
Sysmiss		2287	

Warning: these figures indicate the number of cases found in the data file. They cannot be interpreted as summary statistics of the population of interest.

# or_type_trouble_police: If yes, what kind of trouble?			
Information		[Type= discrete] [Format=numeric] [Range= 1-96] [Missing=*]	
Statistics [NW/ W]		[Valid=146 /-] [Invalid=4274 /-]	
Value	Label	Cases	Percentage
1	Imprisoned	80	<div><div></div></div> 54.8%
2	Traffic fines	1	<div><div></div></div> 0.7%
3	Expired vehicle disc	2	<div><div></div></div> 1.4%
4	Driving without a licence	6	<div><div></div></div> 4.1%
5	Driving under influence of alcohol	6	<div><div></div></div> 4.1%
96	Other, specify	51	<div><div></div></div> 34.9%
Sysmiss		4274	
Warning: these figures indicate the number of cases found in the data file. They cannot be interpreted as summary statistics of the population of interest.			
# or_type_trouble_police_oth: Please specify what other type of trouble			
Information		[Type= discrete] [Format=character] [Missing=*]	
Statistics [NW/ W]		[Valid=51 /-] [Invalid=0 /-]	
# or_part_of_gang: Some Other young men belong to gangs for security reasons, for identity reasons			
Information		[Type= discrete] [Format=numeric] [Range= 0-98] [Missing=*]	
Statistics [NW/ W]		[Valid=1758 /-] [Invalid=2662 /-]	
Value	Label	Cases	Percentage
0	No, I have never had it	0	
1	Yes	41	<div><div></div></div> 2.3%
2	No	1713	<div><div></div></div> 97.4%
3	Yes, but not sure about the exact age	0	
90	I am not sure	0	
93	Prefer not to answer	4	<div><div></div></div> 0.2%
95	Not had sex with this partner in the last 4 weeks	0	
97	N/A	0	
98	Don't know	0	
Sysmiss		2662	
Warning: these figures indicate the number of cases found in the data file. They cannot be interpreted as summary statistics of the population of interest.			
# or_assisted_by: Did the participant respond to the question on the tablet or was the participant			
Information		[Type= discrete] [Format=numeric] [Range= 1-4] [Missing=*]	
Statistics [NW/ W]		[Valid=2133 /-] [Invalid=2287 /-]	
Value	Label	Cases	Percentage
1	No, Field worker assisted with 1 or 2 pages	140	<div><div></div></div> 6.6%
2	Yes, Participant responded by themselves	1923	<div><div></div></div> 90.2%
3	No, Field worker assisted with 3 or more pages	23	<div><div></div></div> 1.1%
4	No, Field worker assisted with all pages	47	<div><div></div></div> 2.2%
Sysmiss		2287	
Warning: these figures indicate the number of cases found in the data file. They cannot be interpreted as summary statistics of the population of interest.			
# dr_specim_collec: Was a research blood specimen collected?			
Information		[Type= discrete] [Format=numeric] [Range= 0-98] [Missing=*]	
Statistics [NW/ W]		[Valid=2735 /-] [Invalid=1685 /-]	

dr_specim_collec: Was a research blood specimen collected?

Value	Label	Cases	Percentage
0	No, I have never had it	0	
1	Yes	2629	<div></div> 96.1%
2	No	106	<div></div> 3.9%
3	Yes, but not sure about the exact age	0	
90	I am not sure	0	
93	Prefer not to answer	0	
95	Not had sex with this partner in the last 4 weeks	0	
97	N/A	0	
98	Don't know	0	
Sysmiss		1685	

Warning: these figures indicate the number of cases found in the data file. They cannot be interpreted as summary statistics of the population of interest.

dr_participant_id: Scan the Participant ID

Information	[Type= discrete] [Format=character] [Missing=*]
Statistics [NW/ W]	[Valid=2629 /-] [Invalid=0 /-]

dr_barcode: Scan Specimen barcode here

Information	[Type= discrete] [Format=character] [Missing=*]
Statistics [NW/ W]	[Valid=2629 /-] [Invalid=0 /-]

dr_specimen_status: Specimen Status

Information	[Type= discrete] [Format=character] [Missing=*]
Statistics [NW/ W]	[Valid=0 /-] [Invalid=0 /-]

dr_specimen_dt: Specimen Collection Date

Information	[Type= discrete] [Format=character] [Missing=*]
Statistics [NW/ W]	[Valid=2628 /-]

dr_hsv_test_result: HSV Result

Information	[Type= discrete] [Format=numeric] [Range= 0-1] [Missing=*]
Statistics [NW/ W]	[Valid=2625 /-] [Invalid=1795 /-]

Value	Label	Cases	Percentage
0	Negative	1415	<div></div> 53.9%
1	Positive	1210	<div></div> 46.1%
Sysmiss		1795	

Warning: these figures indicate the number of cases found in the data file. They cannot be interpreted as summary statistics of the population of interest.

dr_hiv_test_result: HIV Result

Information	[Type= discrete] [Format=numeric] [Range= 0-9] [Missing=*]
Statistics [NW/ W]	[Valid=958 /-] [Invalid=3462 /-]

Value	Label	Cases	Percentage
0	Valid Negative	528	<div></div> 55.1%
1	Valid Positive	430	<div></div> 44.9%
2	Discordant	0	
3	Invalid	0	
9	Test not done	0	
Sysmiss		3462	

# dr_hiv_test_result: HIV Result			
<i>Warning: these figures indicate the number of cases found in the data file. They cannot be interpreted as summary statistics of the population of interest.</i>			
# dr_hiv_test_comnt: HIV Test comment			
Information	[Type= discrete] [Format=character] [Missing=*]		
Statistics [NW/ W]	[Valid=0 /-] [Invalid=0 /-]		
# dr_vl_test_result: Viral Load Result			
Information	[Type= discrete] [Format=character] [Missing=*]		
Statistics [NW/ W]	[Valid=356 /-] [Invalid=0 /-]		
# dr_refer_clinic: Does this person wishes to be referred to the fixed clinic for HIV testing?			
Information	[Type= discrete] [Format=numeric] [Range= 0-98] [Missing=*]		
Statistics [NW/ W]	[Valid=3055 /-] [Invalid=1365 /-]		
Value	Label	Cases	Percentage
0	No, I have never had it	0	
1	Yes	11	0.4%
2	No	3044	99.6%
3	Yes, but not sure about the exact age	0	
90	I am not sure	0	
93	Prefer not to answer	0	
95	Not had sex with this partner in the last 4 weeks	0	
97	N/A	0	
98	Don't know	0	
Sysmiss		1365	
<i>Warning: these figures indicate the number of cases found in the data file. They cannot be interpreted as summary statistics of the population of interest.</i>			
# dr_target_clinicdate: What is the agreed target date to get to the clinic?			
Information	[Type= discrete] [Format=character] [Missing=*]		
Statistics [NW/ W]	[Valid=11 /-]		
# dr_target_clinicname: To which clinic is the individual going?			
Information	[Type= discrete] [Format=character] [Missing=*]		
Statistics [NW/ W]	[Valid=11 /-] [Invalid=0 /-]		
# dr_target_clinicoth_in: Please specify details of the clinic other the individual is going <u			
Information	[Type= discrete] [Format=character] [Missing=*]		
Statistics [NW/ W]	[Valid=0 /-] [Invalid=0 /-]		
# dr_target_clinicoth_out: Please specify details of the clinic the individual is going <u			
Information	[Type= discrete] [Format=character] [Missing=*]		
Statistics [NW/ W]	[Valid=0 /-] [Invalid=0 /-]		
# cp_sendto_qualcontrol: Have all questions been completed and can the Survey proceed to be quality contr			
Information	[Type= discrete] [Format=numeric] [Range= 0-98] [Missing=*]		
Statistics [NW/ W]	[Valid=4420 /-] [Invalid=0 /-]		
Value	Label	Cases	Percentage
0	No, I have never had it	0	
1	Yes	4306	97.4%
2	No	114	2.6%

# cp_sendto_qualcontrol: Have all questions been completed and can the Survey proceed to be quality contr			
Value	Label	Cases	Percentage
3	Yes, but not sure about the exact age	0	
90	I am not sure	0	
93	Prefer not to answer	0	
95	Not had sex with this partner in the last 4 weeks	0	
97	N/A	0	
98	Don't know	0	
Warning: these figures indicate the number of cases found in the data file. They cannot be interpreted as summary statistics of the population of interest.			
# cp_fieldworker_id: Fieldworker			
Information	[Type= discrete] [Format=character] [Missing=*]		
Statistics [NW/ W]	[Valid=4419 /-] [Invalid=0 /-]		
# cp_surveu_end_time: End of Survey time			
Information	[Type= discrete] [Format=character] [Missing=*]		
Statistics [NW/ W]	[Valid=4410 /-]		

File : AHRI.DREAMS.MultiLevel.ContactAttempts.2018.v2

project_id: REDCap Project Identifier

Information	[Type= discrete] [Format=numeric] [Range= 380-380] [Missing=*]
Statistics [NW/ W]	[Valid=4420 /-] [Invalid=0 /-]

event_id: REDCap Event Identifier

Information	[Type= discrete] [Format=numeric] [Range= 1080-1080] [Missing=*]
Statistics [NW/ W]	[Valid=4420 /-] [Invalid=0 /-]

cohort: Cohort Description

Information	[Type= discrete] [Format=character] [Missing=*]
Statistics [NW/ W]	[Valid=4420 /-] [Invalid=0 /-]

round: Round Description

Information	[Type= discrete] [Format=character] [Missing=*]
Statistics [NW/ W]	[Valid=4420 /-] [Invalid=0 /-]

IIntId: Individual ID

Information	[Type= continuous] [Format=numeric] [Range= 166-220477] [Missing=*]
Statistics [NW/ W]	[Valid=4420 /-] [Invalid=0 /-] [Mean=88526.11 /-] [StdDev=51253.828 /-]

ca_weekblock: Weekblock

Information	[Type= discrete] [Format=character] [Missing=*]
Statistics [NW/ W]	[Valid=4420 /-] [Invalid=0 /-]

ca_contact_attmp1: Conducting Contact Attempt

Information	[Type= discrete] [Format=numeric] [Range= 0-98] [Missing=*]
Statistics [NW/ W]	[Valid=4420 /-] [Invalid=0 /-]

Value	Label	Cases	Percentage
0	No, I have never had it	0	
1	Yes	4420	100.0%
2	No	0	
3	Yes, but not sure about the exact age	0	
90	I am not sure	0	
93	Prefer not to answer	0	
95	Not had sex with this partner in the last 4 weeks	0	
97	N/A	0	
98	Don't know	0	

Warning: these figures indicate the number of cases found in the data file. They cannot be interpreted as summary statistics of the population of interest.

ca_staffname_attmp1: Staff Member

Information	[Type= discrete] [Format=character] [Missing=*]
Statistics [NW/ W]	[Valid=4419 /-] [Invalid=0 /-]

ca_datetime_attmp1: Attempt Date and Time

Information	[Type= discrete] [Format=character] [Missing=*]
Statistics [NW/ W]	[Valid=4420 /-]



ca_was_contacted_attmp1: Was the participant contacted

Information	[Type= discrete] [Format=numeric] [Range= 0-98] [Missing=*]
-------------	---

File : AHRI.DREAMS.MultiLevel.ContactAttempts.2018.v2

ca_was_contacted_attmp1: Was the participant contacted

Statistics [NW/ W] [Valid=4418 /-] [Invalid=2 /-]



Value	Label	Cases	Percentage
0	No, I have never had it	0	
1	Yes	1633	 37.0%
2	No	2785	 63.0%
3	Yes, but not sure about the exact age	0	
90	I am not sure	0	
93	Prefer not to answer	0	
95	Not had sex with this partner in the last 4 weeks	0	
97	N/A	0	
98	Don't know	0	
Sysmiss		2	

Warning: these figures indicate the number of cases found in the data file. They cannot be interpreted as summary statistics of the population of interest.

ca_was_parenthome_attmp1: Was the participant's parent or guardian at home

Information [Type= discrete] [Format=numeric] [Range= 0-98] [Missing=*]

Statistics [NW/ W] [Valid=1142 /-] [Invalid=3278 /-]



Value	Label	Cases	Percentage
0	No, I have never had it	0	
1	Yes	819	 71.7%
2	No	323	 28.3%
3	Yes, but not sure about the exact age	0	
90	I am not sure	0	
93	Prefer not to answer	0	
95	Not had sex with this partner in the last 4 weeks	0	
97	N/A	0	
98	Don't know	0	
Sysmiss		3278	

Warning: these figures indicate the number of cases found in the data file. They cannot be interpreted as summary statistics of the population of interest.

ca_parental_consent_attmp1: Was parent or guardian willing to give Informed Consent?

Information [Type= discrete] [Format=numeric] [Range= 0-98] [Missing=*]

Statistics [NW/ W] [Valid=818 /-] [Invalid=3602 /-]

Value	Label	Cases	Percentage
0	No, I have never had it	0	
1	Yes	779	 95.2%
2	No	39	 4.8%
3	Yes, but not sure about the exact age	0	
90	I am not sure	0	
93	Prefer not to answer	0	
95	Not had sex with this partner in the last 4 weeks	0	
97	N/A	0	
98	Don't know	0	
Sysmiss		3602	

Warning: these figures indicate the number of cases found in the data file. They cannot be interpreted as summary statistics of the population of interest.

File : AHRI.DREAMS.MultiLevel.ContactAttempts.2018.v2

ca_req_samesex_attmp1: Did the participant asked to be interviewed by a same sex Tracker?

Information	[Type= discrete] [Format=numeric] [Range= 0-98] [Missing=*]
Statistics [NW/ W]	[Valid=1596 /-] [Invalid=2824 /-]

Value	Label	Cases	Percentage
0	No, I have never had it	0	
1	Yes	0	
2	No	1596	100.0%
3	Yes, but not sure about the exact age	0	
90	I am not sure	0	
93	Prefer not to answer	0	
95	Not had sex with this partner in the last 4 weeks	0	
97	N/A	0	
98	Don't know	0	
Sysmiss		2824	

Warning: these figures indicate the number of cases found in the data file. They cannot be interpreted as summary statistics of the population of interest.

ca_samesex_reas_attmp1: What is the reason why the participant requested a same sex Tracker?

Information	[Type= discrete] [Format=character] [Missing=*]
Statistics [NW/ W]	[Valid=0 /-] [Invalid=0 /-]

ca_surveyed_attmp1: Was the participant contacted and willing to be surveyed?

Information	[Type= discrete] [Format=numeric] [Range= 0-98] [Missing=*]
Statistics [NW/ W]	[Valid=1601 /-] [Invalid=2819 /-]

Value	Label	Cases	Percentage
0	No, I have never had it	0	
1	Yes	1464	91.4%
2	No	137	8.6%
3	Yes, but not sure about the exact age	0	
90	I am not sure	0	
93	Prefer not to answer	0	
95	Not had sex with this partner in the last 4 weeks	0	
97	N/A	0	
98	Don't know	0	
Sysmiss		2819	

Warning: these figures indicate the number of cases found in the data file. They cannot be interpreted as summary statistics of the population of interest.

ca_refused_attmp1: Did the participant / parent / guardian refused participation?

Information	[Type= discrete] [Format=numeric] [Range= 0-98] [Missing=*]
Statistics [NW/ W]	[Valid=179 /-] [Invalid=4241 /-]

Value	Label	Cases	Percentage
0	No, I have never had it	0	
1	Yes	75	41.9%
2	No	104	58.1%
3	Yes, but not sure about the exact age	0	
90	I am not sure	0	
93	Prefer not to answer	0	

File : AHRI.DREAMS.MultiLevel.ContactAttempts.2018.v2

ca_refused_attmp1: Did the participant / parent / guardian refused participation?

Value	Label	Cases	Percentage
95	Not had sex with this partner in the last 4 weeks	0	
97	N/A	0	
98	Don't know	0	
Sysmiss		4241	

Warning: these figures indicate the number of cases found in the data file. They cannot be interpreted as summary statistics of the population of interest.

ca_resch_vsdate_attmp1: Reschedule next visit date

Information	[Type= discrete] [Format=character] [Missing=*]
Statistics [NW/ W]	[Valid=215 /-]

ca_fieldcomm_attmp1: Comments for Contact attempt

Information	[Type= discrete] [Format=character] [Missing=*]
Statistics [NW/ W]	[Valid=4070 /-]

ca_contact_attmp2: Conducting Contact Attempt

Information	[Type= discrete] [Format=numeric] [Range= 0-98] [Missing=*]
Statistics [NW/ W]	[Valid=2884 /-] [Invalid=1536 /-]

Value	Label	Cases	Percentage
0	No, I have never had it	0	
1	Yes	2235	77.5%
2	No	649	22.5%
3	Yes, but not sure about the exact age	0	
90	I am not sure	0	
93	Prefer not to answer	0	
95	Not had sex with this partner in the last 4 weeks	0	
97	N/A	0	
98	Don't know	0	
Sysmiss		1536	

Warning: these figures indicate the number of cases found in the data file. They cannot be interpreted as summary statistics of the population of interest.

ca_staffname_attmp2: Staff Member

Information	[Type= discrete] [Format=character] [Missing=*]
Statistics [NW/ W]	[Valid=2239 /-] [Invalid=0 /-]

ca_datetime_attmp2: Attempt Date and Time

Information	[Type= discrete] [Format=character] [Missing=*]
Statistics [NW/ W]	[Valid=2239 /-]

ca_was_contacted_attmp2: Was the participant contacted

Information	[Type= discrete] [Format=numeric] [Range= 0-98] [Missing=*]
Statistics [NW/ W]	[Valid=2237 /-] [Invalid=2183 /-]

Value	Label	Cases	Percentage
0	No, I have never had it	0	
1	Yes	1152	51.5%
2	No	1085	48.5%
3	Yes, but not sure about the exact age	0	

File : AHRI.DREAMS.MultiLevel.ContactAttempts.2018.v2

ca_was_contacted_attmp2: Was the participant contacted

Value	Label	Cases	Percentage
90	I am not sure	0	
93	Prefer not to answer	0	
95	Not had sex with this partner in the last 4 weeks	0	
97	N/A	0	
98	Don't know	0	
Sysmiss		2183	

Warning: these figures indicate the number of cases found in the data file. They cannot be interpreted as summary statistics of the population of interest.

ca_was_parenthome_attmp2: Was the participant's parent or guardian at home

Information	[Type= discrete] [Format=numeric] [Range= 0-98] [Missing=*]
Statistics [NW/ W]	[Valid=622 /-] [Invalid=3798 /-]

Value	Label	Cases	Percentage
0	No, I have never had it	0	
1	Yes	508	81.7%
2	No	114	18.3%
3	Yes, but not sure about the exact age	0	
90	I am not sure	0	
93	Prefer not to answer	0	
95	Not had sex with this partner in the last 4 weeks	0	
97	N/A	0	
98	Don't know	0	
Sysmiss		3798	

Warning: these figures indicate the number of cases found in the data file. They cannot be interpreted as summary statistics of the population of interest.

ca_parental_consent_attmp2: Was parent or guardian willing to give Informed Consent?

Information	[Type= discrete] [Format=numeric] [Range= 0-98] [Missing=*]
Statistics [NW/ W]	[Valid=510 /-] [Invalid=3910 /-]

Value	Label	Cases	Percentage
0	No, I have never had it	0	
1	Yes	486	95.3%
2	No	24	4.7%
3	Yes, but not sure about the exact age	0	
90	I am not sure	0	
93	Prefer not to answer	0	
95	Not had sex with this partner in the last 4 weeks	0	
97	N/A	0	
98	Don't know	0	
Sysmiss		3910	

Warning: these figures indicate the number of cases found in the data file. They cannot be interpreted as summary statistics of the population of interest.

ca_req_samesex_attmp2: Did the participant asked to be interviewed by a same sex Tracker?

Information	[Type= discrete] [Format=numeric] [Range= 0-98] [Missing=*]
Statistics [NW/ W]	[Valid=1123 /-] [Invalid=3297 /-]

File : AHRI.DREAMS.MultiLevel.ContactAttempts.2018.v2

ca_req_samesex_attmp2: Did the participant asked to be interviewed by a same sex Tracker?

Value	Label	Cases	Percentage
0	No, I have never had it	0	
1	Yes	0	
2	No	1123	100.0%
3	Yes, but not sure about the exact age	0	
90	I am not sure	0	
93	Prefer not to answer	0	
95	Not had sex with this partner in the last 4 weeks	0	
97	N/A	0	
98	Don't know	0	
Sysmiss		3297	

Warning: these figures indicate the number of cases found in the data file. They cannot be interpreted as summary statistics of the population of interest.

ca_samesex_reas_attmp2: What is the reason why the participant requested a same sex Tracker?

Information	[Type= discrete] [Format=character] [Missing=*]
Statistics [NW/ W]	[Valid=0 /-] [Invalid=0 /-]

ca_surveyed_attmp2: Was the participant contacted and willing to be surveyed?

Information	[Type= discrete] [Format=numeric] [Range= 0-98] [Missing=*]
Statistics [NW/ W]	[Valid=1125 /-] [Invalid=3295 /-]

Value	Label	Cases	Percentage
0	No, I have never had it	0	
1	Yes	1053	93.6%
2	No	72	6.4%
3	Yes, but not sure about the exact age	0	
90	I am not sure	0	
93	Prefer not to answer	0	
95	Not had sex with this partner in the last 4 weeks	0	
97	N/A	0	
98	Don't know	0	
Sysmiss		3295	

Warning: these figures indicate the number of cases found in the data file. They cannot be interpreted as summary statistics of the population of interest.

ca_refused_attmp2: Did the participant / parent / guardian refused participation?

Information	[Type= discrete] [Format=numeric] [Range= 0-98] [Missing=*]
Statistics [NW/ W]	[Valid=96 /-] [Invalid=4324 /-]

Value	Label	Cases	Percentage
0	No, I have never had it	0	
1	Yes	52	54.2%
2	No	44	45.8%
3	Yes, but not sure about the exact age	0	
90	I am not sure	0	
93	Prefer not to answer	0	
95	Not had sex with this partner in the last 4 weeks	0	
97	N/A	0	

File : AHRI.DREAMS.MultiLevel.ContactAttempts.2018.v2

ca_refused_attmp2: Did the participant / parent / guardian refused participation?

Value	Label	Cases	Percentage
98	Don't know	0	
Sysmiss		4324	

Warning: these figures indicate the number of cases found in the data file. They cannot be interpreted as summary statistics of the population of interest.

ca_resch_vsdate_attmp2: Reschedule next visit date

Information	[Type= discrete] [Format=character] [Missing=*]
Statistics [NW/ W]	[Valid=56 /-]

ca_fieldcomm_attmp2: Comments for Contact attempt

Information	[Type= discrete] [Format=character] [Missing=*]
Statistics [NW/ W]	[Valid=2093 /-]

ca_contact_attmp3: Conducting Contact Attempt

Information	[Type= discrete] [Format=numeric] [Range= 0-98] [Missing=*]
Statistics [NW/ W]	[Valid=1140 /-] [Invalid=3280 /-]

Value	Label	Cases	Percentage
0	No, I have never had it	0	
1	Yes	983	86.2%
2	No	157	13.8%
3	Yes, but not sure about the exact age	0	
90	I am not sure	0	
93	Prefer not to answer	0	
95	Not had sex with this partner in the last 4 weeks	0	
97	N/A	0	
98	Don't know	0	
Sysmiss		3280	

Warning: these figures indicate the number of cases found in the data file. They cannot be interpreted as summary statistics of the population of interest.

ca_staffname_attmp3: Staff Member

Information	[Type= discrete] [Format=character] [Missing=*]
Statistics [NW/ W]	[Valid=983 /-] [Invalid=0 /-]

ca_datetime_attmp3: Attempt Date and Time

Information	[Type= discrete] [Format=character] [Missing=*]
Statistics [NW/ W]	[Valid=983 /-]

ca_was_contacted_attmp3: Was the participant contacted

Information	[Type= discrete] [Format=numeric] [Range= 0-98] [Missing=*]
Statistics [NW/ W]	[Valid=983 /-] [Invalid=3437 /-]

Value	Label	Cases	Percentage
0	No, I have never had it	0	
1	Yes	418	42.5%
2	No	565	57.5%
3	Yes, but not sure about the exact age	0	
90	I am not sure	0	
93	Prefer not to answer	0	

File : AHRI.DREAMS.MultiLevel.ContactAttempts.2018.v2

ca_was_contacted_attmp3: Was the participant contacted

Value	Label	Cases	Percentage
95	Not had sex with this partner in the last 4 weeks	0	
97	N/A	0	
98	Don't know	0	
Sysmiss		3437	

Warning: these figures indicate the number of cases found in the data file. They cannot be interpreted as summary statistics of the population of interest.

ca_was_parenthome_attmp3: Was the participant's parent or guardian at home

Information	[Type= discrete] [Format=numeric] [Range= 0-98] [Missing=*]
Statistics [NW/ W]	[Valid=217 /-] [Invalid=4203 /-]

Value	Label	Cases	Percentage
0	No, I have never had it	0	
1	Yes	175	80.6%
2	No	42	19.4%
3	Yes, but not sure about the exact age	0	
90	I am not sure	0	
93	Prefer not to answer	0	
95	Not had sex with this partner in the last 4 weeks	0	
97	N/A	0	
98	Don't know	0	
Sysmiss		4203	

Warning: these figures indicate the number of cases found in the data file. They cannot be interpreted as summary statistics of the population of interest.

ca_parental_consent_attmp3: Was parent or guardian willing to give Informed Consent?

Information	[Type= discrete] [Format=numeric] [Range= 0-98] [Missing=*]
Statistics [NW/ W]	[Valid=178 /-] [Invalid=4242 /-]

Value	Label	Cases	Percentage
0	No, I have never had it	0	
1	Yes	168	94.4%
2	No	10	5.6%
3	Yes, but not sure about the exact age	0	
90	I am not sure	0	
93	Prefer not to answer	0	
95	Not had sex with this partner in the last 4 weeks	0	
97	N/A	0	
98	Don't know	0	
Sysmiss		4242	

Warning: these figures indicate the number of cases found in the data file. They cannot be interpreted as summary statistics of the population of interest.


ca_req_samesex_attmp3: Did the participant asked to be interviewed by a same sex Tracker?

Information	[Type= discrete] [Format=numeric] [Range= 0-98] [Missing=*]
Statistics [NW/ W]	[Valid=409 /-] [Invalid=4011 /-]

Value	Label	Cases	Percentage
0	No, I have never had it	0	
1	Yes	0	

File : AHRI.DREAMS.MultiLevel.ContactAttempts.2018.v2

ca_req_samesex_attmp3: Did the participant asked to be interviewed by a same sex Tracker?

Value	Label	Cases	Percentage
2	No	409	 100.0%
3	Yes, but not sure about the exact age	0	
90	I am not sure	0	
93	Prefer not to answer	0	
95	Not had sex with this partner in the last 4 weeks	0	
97	N/A	0	
98	Don't know	0	
Sysmiss		4011	



Warning: these figures indicate the number of cases found in the data file. They cannot be interpreted as summary statistics of the population of interest.

ca_samesex_reas_attmp3: What is the reason why the participant requested a same sex Tracker?

Information	[Type= discrete] [Format=character] [Missing=*]
Statistics [NW/ W]	[Valid=0 /-] [Invalid=0 /-]

ca_surveyed_attmp3: Was the participant contacted and willing to be surveyed?



Information	[Type= discrete] [Format=numeric] [Range= 0-98] [Missing=*]
Statistics [NW/ W]	[Valid=411 /-] [Invalid=4009 /-]

Value	Label	Cases	Percentage
0	No, I have never had it	0	
1	Yes	362	 88.1%
2	No	49	 11.9%
3	Yes, but not sure about the exact age	0	
90	I am not sure	0	
93	Prefer not to answer	0	
95	Not had sex with this partner in the last 4 weeks	0	
97	N/A	0	
98	Don't know	0	
Sysmiss		4009	

Warning: these figures indicate the number of cases found in the data file. They cannot be interpreted as summary statistics of the population of interest.

ca_refused_attmp3: Did the participant / parent / guardian refused participation?

Information	[Type= discrete] [Format=numeric] [Range= 0-98] [Missing=*]
Statistics [NW/ W]	[Valid=59 /-] [Invalid=4361 /-]

Value	Label	Cases	Percentage
0	No, I have never had it	0	
1	Yes	38	 64.4%
2	No	21	 35.6%
3	Yes, but not sure about the exact age	0	
90	I am not sure	0	
93	Prefer not to answer	0	
95	Not had sex with this partner in the last 4 weeks	0	
97	N/A	0	
98	Don't know	0	
Sysmiss		4361	

Warning: these figures indicate the number of cases found in the data file. They cannot be interpreted as summary statistics of the population of interest.

File : AHRI.DREAMS.MultiLevel.ContactAttempts.2018.v2

ca_resch_vsdate_attmp3: Reschedule next visit date

Information [Type= discrete] [Format=character] [Missing=*]

Statistics [NW/ W] [Valid=26 /-]

ca_fieldcomm_attmp3: Comments for Contact attempt

Information [Type= discrete] [Format=character] [Missing=*]

Statistics [NW/ W] [Valid=929 /-]

ca_contact_attmp4: Conducting Contact Attempt

Information [Type= discrete] [Format=numeric] [Range= 0-98] [Missing=*]

Statistics [NW/ W] [Valid=592 /-] [Invalid=3828 /-]

Value	Label	Cases	Percentage
0	No, I have never had it	0	
1	Yes	516	87.2%
2	No	76	12.8%
3	Yes, but not sure about the exact age	0	
90	I am not sure	0	
93	Prefer not to answer	0	
95	Not had sex with this partner in the last 4 weeks	0	
97	N/A	0	
98	Don't know	0	
Sysmiss		3828	

Warning: these figures indicate the number of cases found in the data file. They cannot be interpreted as summary statistics of the population of interest.

ca_staffname_attmp4: Staff Member

Information [Type= discrete] [Format=character] [Missing=*]

Statistics [NW/ W] [Valid=517 /-] [Invalid=0 /-]

ca_datetime_attmp4: Attempt Date and Time

Information [Type= discrete] [Format=character] [Missing=*]

Statistics [NW/ W] [Valid=518 /-]

ca_was_contacted_attmp4: Was the participant contacted

Information [Type= discrete] [Format=numeric] [Range= 0-98] [Missing=*]

Statistics [NW/ W] [Valid=517 /-] [Invalid=3903 /-]

Value	Label	Cases	Percentage
0	No, I have never had it	0	
1	Yes	184	35.6%
2	No	333	64.4%
3	Yes, but not sure about the exact age	0	
90	I am not sure	0	
93	Prefer not to answer	0	
95	Not had sex with this partner in the last 4 weeks	0	
97	N/A	0	
98	Don't know	0	
Sysmiss		3903	

Warning: these figures indicate the number of cases found in the data file. They cannot be interpreted as summary statistics of the population of interest.

File : AHRI.DREAMS.MultiLevel.ContactAttempts.2018.v2

ca_was_parenthome_attmp4: Was the participant's parent or guardian at home

Information [Type= discrete] [Format=numeric] [Range= 0-98] [Missing=*]

Statistics [NW/ W] [Valid=88 /-] [Invalid=4332 /-]

Value	Label	Cases	Percentage
0	No, I have never had it	0	
1	Yes	73	83.0%
2	No	15	17.0%
3	Yes, but not sure about the exact age	0	
90	I am not sure	0	
93	Prefer not to answer	0	
95	Not had sex with this partner in the last 4 weeks	0	
97	N/A	0	
98	Don't know	0	
Sysmiss		4332	

Warning: these figures indicate the number of cases found in the data file. They cannot be interpreted as summary statistics of the population of interest.

ca_parental_consent_attmp4: Was parent or guardian willing to give Informed Consent?

Information [Type= discrete] [Format=numeric] [Range= 0-98] [Missing=*]

Statistics [NW/ W] [Valid=72 /-] [Invalid=4348 /-]

Value	Label	Cases	Percentage
0	No, I have never had it	0	
1	Yes	69	95.8%
2	No	3	4.2%
3	Yes, but not sure about the exact age	0	
90	I am not sure	0	
93	Prefer not to answer	0	
95	Not had sex with this partner in the last 4 weeks	0	
97	N/A	0	
98	Don't know	0	
Sysmiss		4348	

Warning: these figures indicate the number of cases found in the data file. They cannot be interpreted as summary statistics of the population of interest.

ca_req_samesex_attmp4: Did the participant asked to be interviewed by a same sex Tracker?

Information [Type= discrete] [Format=numeric] [Range= 0-98] [Missing=*]

Statistics [NW/ W] [Valid=177 /-] [Invalid=4243 /-]

Value	Label	Cases	Percentage
0	No, I have never had it	0	
1	Yes	0	
2	No	177	100.0%
3	Yes, but not sure about the exact age	0	
90	I am not sure	0	
93	Prefer not to answer	0	
95	Not had sex with this partner in the last 4 weeks	0	
97	N/A	0	
98	Don't know	0	

File : AHRI.DREAMS.MultiLevel.ContactAttempts.2018.v2

ca_req_samesex_attmp4: Did the participant asked to be interviewed by a same sex Tracker?

Value	Label	Cases	Percentage
Sysmiss		4243	

Warning: these figures indicate the number of cases found in the data file. They cannot be interpreted as summary statistics of the population of interest.

ca_samesex_reas_attmp4: What is the reason why the participant requested a same sex Tracker?

Information	[Type= discrete] [Format=character] [Missing=*]
Statistics [NW/ W]	[Valid=0 /-] [Invalid=0 /-]

# ca_surveyed_attmp4: Was the participant contacted and willing to be surveyed?				
Information		[Type= discrete] [Format=numeric] [Range= 0-98] [Missing=*]		
Statistics [NW/ W]		[Valid=177 /-] [Invalid=4243 /-]		
Value	Label	Cases	Percentage	
0	No, I have never had it	0	<div><div></div></div> 89.3%	
1	Yes	158		
2	No	19		<div><div></div></div> 10.7%
3	Yes, but not sure about the exact age	0		
90	I am not sure	0		
93	Prefer not to answer	0		
95	Not had sex with this partner in the last 4 weeks	0		
97	N/A	0		
98	Don't know	0		
Sysmiss		4243		
Warning: these figures indicate the number of cases found in the data file. They cannot be interpreted as summary statistics of the population of interest.				
# ca_refused_attmp4: Did the participant / parent / guardian refused participation?				
Information		[Type= discrete] [Format=numeric] [Range= 0-98] [Missing=*]		
Statistics [NW/ W]		[Valid=22 /-] [Invalid=4398 /-]		
Value	Label	Cases	Percentage	
0	No, I have never had it	0	<div><div></div></div> 59.1%	
1	Yes	13		
2	No	9		<div><div></div></div> 40.9%
3	Yes, but not sure about the exact age	0		
90	I am not sure	0		
93	Prefer not to answer	0		
95	Not had sex with this partner in the last 4 weeks	0		
97	N/A	0		
98	Don't know	0		
Sysmiss		4398		
Warning: these figures indicate the number of cases found in the data file. They cannot be interpreted as summary statistics of the population of interest.				
# ca_resch_vsdate_attmp4: Reschedule next visit date				
Information		[Type= discrete] [Format=character] [Missing=*]		
Statistics [NW/ W]		[Valid=9 /-]		
# ca_fieldcomm_attmp4: Comments for Contact attempt				
Information		[Type= discrete] [Format=character] [Missing=*]		
Statistics [NW/ W]		[Valid=502 /-]		
# ca_contact_attmp5: Conducting Contact Attempt				
Information		[Type= discrete] [Format=numeric] [Range= 0-98] [Missing=*]		
Statistics [NW/ W]		[Valid=350 /-] [Invalid=4070 /-]		
Value	Label	Cases	Percentage	
0	No, I have never had it	0	<div><div></div></div> 59.1%	
1	Yes	207		
2	No	143		<div><div></div></div> 40.9%
3	Yes, but not sure about the exact age	0		

# ca_contact_attmp5: Conducting Contact Attempt			
Value	Label	Cases	Percentage
90	I am not sure	0	
93	Prefer not to answer	0	
95	Not had sex with this partner in the last 4 weeks	0	
97	N/A	0	
98	Don't know	0	
Sysmiss		4070	
Warning: these figures indicate the number of cases found in the data file. They cannot be interpreted as summary statistics of the population of interest.			
# ca_staffname_attmp5: Staff Member			
Information	[Type= discrete] [Format=character] [Missing=*]		
Statistics [NW/ W]	[Valid=207 /-] [Invalid=0 /-]		
# ca_datetime_attmp5: Attempt Date and Time			
Information	[Type= discrete] [Format=character] [Missing=*]		
Statistics [NW/ W]	[Valid=207 /-]		
# ca_was_contacted_attmp5: Was the participant contacted			
Information	[Type= discrete] [Format=numeric] [Range= 0-98] [Missing=*]		
Statistics [NW/ W]	[Valid=207 /-] [Invalid=4213 /-]		
Value	Label	Cases	Percentage
0	No, I have never had it	0	<div><div></div></div>
1	Yes	74	
2	No	133	
3	Yes, but not sure about the exact age	0	
90	I am not sure	0	
93	Prefer not to answer	0	
95	Not had sex with this partner in the last 4 weeks	0	
97	N/A	0	
98	Don't know	0	
Sysmiss		4213	
Warning: these figures indicate the number of cases found in the data file. They cannot be interpreted as summary statistics of the population of interest.			
# ca_was_parenthome_attmp5: Was the participant's parent or guardian at home			
Information	[Type= discrete] [Format=numeric] [Range= 0-98] [Missing=*]		
Statistics [NW/ W]	[Valid=27 /-] [Invalid=4393 /-]		
Value	Label	Cases	Percentage
0	No, I have never had it	0	<div><div></div></div>
1	Yes	21	
2	No	6	
3	Yes, but not sure about the exact age	0	
90	I am not sure	0	
93	Prefer not to answer	0	
95	Not had sex with this partner in the last 4 weeks	0	
97	N/A	0	
98	Don't know	0	
Sysmiss		4393	
Warning: these figures indicate the number of cases found in the data file. They cannot be interpreted as summary statistics of the population of interest.			

# ca_parental_consent_attmp5: Was parent or guardian willing to give Informed Consent?				
Information		[Type= discrete] [Format=numeric] [Range= 0-98] [Missing=*]		
Statistics [NW/ W]		[Valid=20 /-] [Invalid=4400 /-]		
Value	Label	Cases	Percentage	
0	No, I have never had it	0	<div><div></div></div> 95.0%	
1	Yes	19		
2	No	1		<div><div></div></div> 5.0%
3	Yes, but not sure about the exact age	0		
90	I am not sure	0		
93	Prefer not to answer	0		
95	Not had sex with this partner in the last 4 weeks	0		
97	N/A	0		
98	Don't know	0		
Sysmiss		4400		
Warning: these figures indicate the number of cases found in the data file. They cannot be interpreted as summary statistics of the population of interest.				
# ca_req_samesex_attmp5: Did the participant asked to be interviewed by a same sex Tracker?				
Information		[Type= discrete] [Format=numeric] [Range= 0-98] [Missing=*]		
Statistics [NW/ W]		[Valid=73 /-] [Invalid=4347 /-]		
Value	Label	Cases	Percentage	
0	No, I have never had it	0	<div><div></div></div> 100.0%	
1	Yes	0		
2	No	73		
3	Yes, but not sure about the exact age	0		
90	I am not sure	0		
93	Prefer not to answer	0		
95	Not had sex with this partner in the last 4 weeks	0		
97	N/A	0		
98	Don't know	0		
Sysmiss		4347		
Warning: these figures indicate the number of cases found in the data file. They cannot be interpreted as summary statistics of the population of interest.				
# ca_samesex_reas_attmp5: What is the reason why the participant requested a same sex Tracker?				
Information		[Type= discrete] [Format=character] [Missing=*]		
Statistics [NW/ W]		[Valid=0 /-] [Invalid=0 /-]		
# ca_surveyed_attmp5: Was the participant contacted and willing to be surveyed?				
Information		[Type= discrete] [Format=numeric] [Range= 0-98] [Missing=*]		
Statistics [NW/ W]		[Valid=73 /-] [Invalid=4347 /-]		
Value	Label	Cases	Percentage	
0	No, I have never had it	0	<div><div></div></div> 78.1%	
1	Yes	57		
2	No	16		<div><div></div></div> 21.9%
3	Yes, but not sure about the exact age	0		
90	I am not sure	0		
93	Prefer not to answer	0		
95	Not had sex with this partner in the last 4 weeks	0		
97	N/A	0		

# ca_surveyed_attmp5: Was the participant contacted and willing to be surveyed?			
Value	Label	Cases	Percentage
98	Don't know	0	
Sysmiss		4347	
Warning: these figures indicate the number of cases found in the data file. They cannot be interpreted as summary statistics of the population of interest.			
# ca_refused_attmp5: Did the participant / parent / guardian refused participation?			
Information	[Type= discrete] [Format=numeric] [Range= 0-98] [Missing=*]		
Statistics [NW/ W]	[Valid=17 /-] [Invalid=4403 /-]		
Value	Label	Cases	Percentage
0	No, I have never had it	0	
1	Yes	11	<div><div></div></div> 64.7%
2	No	6	<div><div></div></div> 35.3%
3	Yes, but not sure about the exact age	0	
90	I am not sure	0	
93	Prefer not to answer	0	
95	Not had sex with this partner in the last 4 weeks	0	
97	N/A	0	
98	Don't know	0	
Sysmiss		4403	
Warning: these figures indicate the number of cases found in the data file. They cannot be interpreted as summary statistics of the population of interest.			
# ca_resch_vsdate_attmp5: Reschedule next visit date			
Information	[Type= discrete] [Format=character] [Missing=*]		
Statistics [NW/ W]	[Valid=2 /-]		
# ca_fieldcomm_attmp5: Comments for Contact attempt			
Information	[Type= discrete] [Format=character] [Missing=*]		
Statistics [NW/ W]	[Valid=199 /-]		
# ca_contact_attmp6: Conducting Contact Attempt			
Information	[Type= discrete] [Format=numeric] [Range= 0-98] [Missing=*]		
Statistics [NW/ W]	[Valid=141 /-] [Invalid=4279 /-]		
Value	Label	Cases	Percentage
0	No, I have never had it	0	
1	Yes	67	<div><div></div></div> 47.5%
2	No	74	<div><div></div></div> 52.5%
3	Yes, but not sure about the exact age	0	
90	I am not sure	0	
93	Prefer not to answer	0	
95	Not had sex with this partner in the last 4 weeks	0	
97	N/A	0	
98	Don't know	0	
Sysmiss		4279	
Warning: these figures indicate the number of cases found in the data file. They cannot be interpreted as summary statistics of the population of interest.			
# ca_staffname_attmp6: Staff Member			
Information	[Type= discrete] [Format=character] [Missing=*]		
Statistics [NW/ W]	[Valid=67 /-] [Invalid=0 /-]		

# ca_datetime_attmp6: Attempt Date and Time			
Information	[Type= discrete] [Format=character] [Missing=*]		
Statistics [NW/ W]	[Valid=67 /-]		
# ca_was_contacted_attmp6: Was the participant contacted			
Information	[Type= discrete] [Format=numeric] [Range= 0-98] [Missing=*]		
Statistics [NW/ W]	[Valid=67 /-] [Invalid=4353 /-]		
Value	Label	Cases	Percentage
0	No, I have never had it	0	
1	Yes	25	<div></div> 37.3%
2	No	42	<div></div> 62.7%
3	Yes, but not sure about the exact age	0	
90	I am not sure	0	
93	Prefer not to answer	0	
95	Not had sex with this partner in the last 4 weeks	0	
97	N/A	0	
98	Don't know	0	
Sysmiss		4353	
Warning: these figures indicate the number of cases found in the data file. They cannot be interpreted as summary statistics of the population of interest.			
# ca_was_parenthome_attmp6: Was the participant's parent or guardian at home			
Information	[Type= discrete] [Format=numeric] [Range= 0-98] [Missing=*]		
Statistics [NW/ W]	[Valid=8 /-] [Invalid=4412 /-]		
Value	Label	Cases	Percentage
0	No, I have never had it	0	
1	Yes	5	<div></div> 62.5%
2	No	3	<div></div> 37.5%
3	Yes, but not sure about the exact age	0	
90	I am not sure	0	
93	Prefer not to answer	0	
95	Not had sex with this partner in the last 4 weeks	0	
97	N/A	0	
98	Don't know	0	
Sysmiss		4412	
Warning: these figures indicate the number of cases found in the data file. They cannot be interpreted as summary statistics of the population of interest.			
# ca_parental_consent_attmp6: Was parent or guardian willing to give Informed Consent?			
Information	[Type= discrete] [Format=numeric] [Range= 0-98] [Missing=*]		
Statistics [NW/ W]	[Valid=5 /-] [Invalid=4415 /-]		
Value	Label	Cases	Percentage
0	No, I have never had it	0	
1	Yes	5	<div></div> 100.0%
2	No	0	
3	Yes, but not sure about the exact age	0	
90	I am not sure	0	
93	Prefer not to answer	0	
95	Not had sex with this partner in the last 4 weeks	0	
97	N/A	0	

# ca_parental_consent_attmp6: Was parent or guardian willing to give Informed Consent?			
Value	Label	Cases	Percentage
98	Don't know	0	
Sysmiss		4415	
Warning: these figures indicate the number of cases found in the data file. They cannot be interpreted as summary statistics of the population of interest.			
# ca_req_samesex_attmp6: Did the participant asked to be interviewed by a same sex Tracker?			
Information	[Type= discrete] [Format=numeric] [Range= 0-98] [Missing=*]		
Statistics [NW/ W]	[Valid=25 /-] [Invalid=4395 /-]		
Value	Label	Cases	Percentage
0	No, I have never had it	0	
1	Yes	0	
2	No	25	<div></div> 100.0%
3	Yes, but not sure about the exact age	0	
90	I am not sure	0	
93	Prefer not to answer	0	
95	Not had sex with this partner in the last 4 weeks	0	
97	N/A	0	
98	Don't know	0	
Sysmiss		4395	
Warning: these figures indicate the number of cases found in the data file. They cannot be interpreted as summary statistics of the population of interest.			
# ca_samesex_reas_attmp6: What is the reason why the participant requested a same sex Tracker?			
Information	[Type= discrete] [Format=character] [Missing=*]		
Statistics [NW/ W]	[Valid=0 /-] [Invalid=0 /-]		
# ca_surveyed_attmp6: Was the participant contacted and willing to be surveyed?			
Information	[Type= discrete] [Format=numeric] [Range= 0-98] [Missing=*]		
Statistics [NW/ W]	[Valid=25 /-] [Invalid=4395 /-]		
Value	Label	Cases	Percentage
0	No, I have never had it	0	
1	Yes	21	<div></div> 84.0%
2	No	4	<div></div> 16.0%
3	Yes, but not sure about the exact age	0	
90	I am not sure	0	
93	Prefer not to answer	0	
95	Not had sex with this partner in the last 4 weeks	0	
97	N/A	0	
98	Don't know	0	
Sysmiss		4395	
Warning: these figures indicate the number of cases found in the data file. They cannot be interpreted as summary statistics of the population of interest.			
# ca_refused_attmp6: Did the participant / parent / guardian refused participation?			
Information	[Type= discrete] [Format=numeric] [Range= 0-98] [Missing=*]		
Statistics [NW/ W]	[Valid=4 /-] [Invalid=4416 /-]		
Value	Label	Cases	Percentage
0	No, I have never had it	0	
1	Yes	4	<div></div> 100.0%

# ca_refused_attmp6: Did the participant / parent / guardian refused participation?			
Value	Label	Cases	Percentage
2	No	0	
3	Yes, but not sure about the exact age	0	
90	I am not sure	0	
93	Prefer not to answer	0	
95	Not had sex with this partner in the last 4 weeks	0	
97	N/A	0	
98	Don't know	0	
Sysmiss		4416	
Warning: these figures indicate the number of cases found in the data file. They cannot be interpreted as summary statistics of the population of interest.			
# ca_resch_vsdate_attmp6: Reschedule next visit date			
Information	[Type= discrete] [Format=character] [Missing=*]		
Statistics [NW/ W]	[Valid=0 /-]		
# ca_fieldcomm_attmp6: Comments for Contact attempt			
Information	[Type= discrete] [Format=character] [Missing=*]		
Statistics [NW/ W]	[Valid=63 /-]		
# ca_refused_by: Who refuse participation?			
Information	[Type= discrete] [Format=numeric] [Range= 1-96] [Missing=*]		
Statistics [NW/ W]	[Valid=192 /-] [Invalid=4228 /-]		
Value	Label	Cases	Percentage
1	Self	161	<div></div> 83.9%
2	Partner	0	
3	HH Head	8	<div></div> 4.2%
4	BS Owner	3	<div></div> 1.6%
5		19	<div></div> 9.9%
96	Other, specify	1	<div></div> 0.5%
Sysmiss		4228	
Warning: these figures indicate the number of cases found in the data file. They cannot be interpreted as summary statistics of the population of interest.			
# ca_refused_byoth: Specify other person who refused participation:			
Information	[Type= discrete] [Format=character] [Missing=*]		
Statistics [NW/ W]	[Valid=1 /-] [Invalid=0 /-]		
# ca_proj_handover_request: Fieldworker: Request handover of Non			
Information	[Type= discrete] [Format=numeric] [Range= 0-98] [Missing=*]		
Statistics [NW/ W]	[Valid=2177 /-] [Invalid=2243 /-]		
Value	Label	Cases	Percentage
0	No, I have never had it	0	
1	Yes	485	<div></div> 22.3%
2	No	1692	<div></div> 77.7%
3	Yes, but not sure about the exact age	0	
90	I am not sure	0	
93	Prefer not to answer	0	
95	Not had sex with this partner in the last 4 weeks	0	
97	N/A	0	

# ca_proj_handover_request: Fieldworker: Request handover of Non			
Value	Label	Cases	Percentage
98	Don't know	0	
Sysmiss		2243	
Warning: these figures indicate the number of cases found in the data file. They cannot be interpreted as summary statistics of the population of interest.			
# ca_proj_noncontact_reas: Select reason for non			
Information	[Type= discrete] [Format=numeric] [Range= 4-96] [Missing=*]		
Statistics [NW/ W]	[Valid=546 /-] [Invalid=3874 /-]		
Value	Label	Cases	Percentage
4	Not found after 4 attempts	217	<div></div> 39.7%
7	Temporarily away for more than 2 months	37	<div></div> 6.8%
8	Stay in currently Avoided BS/HH	1	<div></div> 0.2%
9	Outmigrated to unknown destination	55	<div></div> 10.1%
11	Out-migrated within PIPSA, but unable to visit	99	<div></div> 18.1%
12	Contacted, but unable to conduct survey after 4x contact attempts	3	<div></div> 0.5%
13	Unable to acquire parental consent after 4x contact visits	2	<div></div> 0.4%
14	Reported to be involved in gang activities	3	<div></div> 0.5%
96	Other, specify	129	<div></div> 23.6%
Sysmiss		3874	
Warning: these figures indicate the number of cases found in the data file. They cannot be interpreted as summary statistics of the population of interest.			
# ca_proj_noncontct_reasoth: Specify other reason for non			
Information	[Type= discrete] [Format=character] [Missing=*]		
Statistics [NW/ W]	[Valid=142 /-]		
# ca_transnotes_proj: Fieldworker: Please provide narrative			
Information	[Type= discrete] [Format=character] [Missing=*]		
Statistics [NW/ W]	[Valid=547 /-]		
# ca_coordn_approval: Was this request for a Non			
Information	[Type= discrete] [Format=numeric] [Range= 1-2] [Missing=*]		
Statistics [NW/ W]	[Valid=493 /-] [Invalid=3927 /-]		
Value	Label	Cases	Percentage
1	Yes, approved	485	<div></div> 98.4%
2	No, denied	8	<div></div> 1.6%
Sysmiss		3927	
Warning: these figures indicate the number of cases found in the data file. They cannot be interpreted as summary statistics of the population of interest.			
# ca_coordn_reject_reas: Why was this request was denied?			
Information	[Type= discrete] [Format=character] [Missing=*]		
Statistics [NW/ W]	[Valid=10 /-] [Invalid=0 /-]		
# ca_premature_comp: Was this a Pre			
Information	[Type= discrete] [Format=numeric] [Range= 0-98] [Missing=*]		
Statistics [NW/ W]	[Valid=1354 /-] [Invalid=3066 /-]		
Value	Label	Cases	Percentage
0	No, I have never had it	0	
1	Yes	639	<div></div> 47.2%

# ca_premature_comp: Was this a Pre			
Value	Label	Cases	Percentage
2	No	715	<div><div></div></div> 52.8%
3	Yes, but not sure about the exact age	0	
90	I am not sure	0	
93	Prefer not to answer	0	
95	Not had sex with this partner in the last 4 weeks	0	
97	N/A	0	
98	Don't know	0	
Sysmiss		3066	
Warning: these figures indicate the number of cases found in the data file. They cannot be interpreted as summary statistics of the population of interest.			
# ca_premature_reas: Select reason for pre			
Information	[Type= discrete] [Format=numeric] [Range= 1-96] [Missing=*]		
Statistics [NW/ W]	[Valid=640 /-] [Invalid=3780 /-]		
Value	Label	Cases	Percentage
1	Reported dead?	10	<div><div></div></div> 1.6%
2	Outmigrated outside PIPSA	600	<div><div></div></div> 93.8%
96	Other, specify	30	<div><div></div></div> 4.7%
Sysmiss		3780	
Warning: these figures indicate the number of cases found in the data file. They cannot be interpreted as summary statistics of the population of interest.			
# ca_premature_reasoth: Specify other reason for pre			
Information	[Type= discrete] [Format=character] [Missing=*]		
Statistics [NW/ W]	[Valid=30 /-]		
# ca_visitdate: Visit Date			
Information	[Type= discrete] [Format=character] [Missing=*]		
Statistics [NW/ W]	[Valid=3936 /-]		

File : AHRI.DREAMS.MultiLevel.ExposureToDREAMS.2018.v2

project_id: REDCap Project Identifier

Information	[Type= discrete] [Format=numeric] [Range= 380-380] [Missing=*]
Statistics [NW/ W]	[Valid=4420 /-] [Invalid=0 /-]

event_id: REDCap Event Identifier

Information	[Type= discrete] [Format=numeric] [Range= 1080-1080] [Missing=*]
Statistics [NW/ W]	[Valid=4420 /-] [Invalid=0 /-]

cohort: Cohort Description

Information	[Type= discrete] [Format=character] [Missing=*]
Statistics [NW/ W]	[Valid=4420 /-] [Invalid=0 /-]

round: Round Description

Information	[Type= discrete] [Format=character] [Missing=*]
Statistics [NW/ W]	[Valid=4420 /-] [Invalid=0 /-]

IIntId: Individual ID

Information	[Type= continuous] [Format=numeric] [Range= 166-220477] [Missing=*]
Statistics [NW/ W]	[Valid=4420 /-] [Invalid=0 /-] [Mean=88526.11 /-] [StdDev=51253.828 /-]

dm_aware_dreams: Have you heard of a program called 'DREAMS'?

Information	[Type= discrete] [Format=numeric] [Range= 0-98] [Missing=*]
Statistics [NW/ W]	[Valid=3063 /-] [Invalid=1357 /-]

Value	Label	Cases	Percentage
0	No, I have never had it	0	
1	Yes	573	18.7%
2	No	2456	80.2%
3	Yes, but not sure about the exact age	0	
90	I am not sure	0	
93	Prefer not to answer	0	
95	Not had sex with this partner in the last 4 weeks	0	
97	N/A	0	
98	Don't know	34	1.1%
Sysmiss		1357	

Warning: these figures indicate the number of cases found in the data file. They cannot be interpreted as summary statistics of the population of interest.

dm_source_1: From where / how did you hear about DREAMS?

Information	[Type= discrete] [Format=numeric] [Range= 1-96] [Missing=*]
Statistics [NW/ W]	[Valid=3 /-] [Invalid=4417 /-]

Value	Label	Cases	Percentage
1	Mass media (TV, radio, newspaper)	3	100.0%
2	Social media (web, Facebook, phone apps, email)	0	
3	Word of mouth (a friend, relative, neighbour)	0	
4	School	0	
5	A health facility	0	
6	A community-based or non-governmental organisation	0	
7	A government agency	0	

File : AHRI.DREAMS.MultiLevel.ExposureToDREAMS.2018.v2

dm_source_1: From where / how did you hear about DREAMS?

Value	Label	Cases	Percentage
8	Community health workers	0	
9	Africa Centre roadshow	0	
96	Other	0	
Sysmiss		4417	

Warning: these figures indicate the number of cases found in the data file. They cannot be interpreted as summary statistics of the population of interest.

dm_source_2: From where / how did you hear about DREAMS?

Information	[Type= discrete] [Format=numeric] [Range= 1-96] [Missing=*]
Statistics [NW/ W]	[Valid=1 /-] [Invalid=4419 /-]

Value	Label	Cases	Percentage
1	Mass media (TV, radio, newspaper)	0	
2	Social media (web, Facebook, phone apps, email)	1	100.0%
3	Word of mouth (a friend, relative, neighbour)	0	
4	School	0	
5	A health facility	0	
6	A community-based or non-governmental organisation	0	
7	A government agency	0	
8	Community health workers	0	
9	Africa Centre roadshow	0	
96	Other	0	
Sysmiss		4419	

Warning: these figures indicate the number of cases found in the data file. They cannot be interpreted as summary statistics of the population of interest.

dm_source_3: From where / how did you hear about DREAMS?

Information	[Type= discrete] [Format=numeric] [Range= 1-96] [Missing=*]
Statistics [NW/ W]	[Valid=51 /-] [Invalid=4369 /-]

Value	Label	Cases	Percentage
1	Mass media (TV, radio, newspaper)	0	
2	Social media (web, Facebook, phone apps, email)	0	
3	Word of mouth (a friend, relative, neighbour)	51	100.0%
4	School	0	
5	A health facility	0	
6	A community-based or non-governmental organisation	0	
7	A government agency	0	
8	Community health workers	0	
9	Africa Centre roadshow	0	
96	Other	0	
Sysmiss		4369	

Warning: these figures indicate the number of cases found in the data file. They cannot be interpreted as summary statistics of the population of interest.

dm_source_4: From where / how did you hear about DREAMS?

Information	[Type= discrete] [Format=numeric] [Range= 1-96] [Missing=*]
Statistics [NW/ W]	[Valid=404 /-] [Invalid=4016 /-]

File : AHRI.DREAMS.MultiLevel.ExposureToDREAMS.2018.v2

dm_source_4: From where / how did you hear about DREAMS?

Value	Label	Cases	Percentage
1	Mass media (TV, radio, newspaper)	0	
2	Social media (web, Facebook, phone apps, email)	0	
3	Word of mouth (a friend, relative, neighbour)	0	
4	School	404	100.0%
5	A health facility	0	
6	A community-based or non-governmental organisation	0	
7	A government agency	0	
8	Community health workers	0	
9	Africa Centre roadshow	0	
96	Other	0	
Sysmiss		4016	

Warning: these figures indicate the number of cases found in the data file. They cannot be interpreted as summary statistics of the population of interest.

dm_source_5: From where / how did you hear about DREAMS?

Information	[Type= discrete] [Format=numeric] [Range= 1-96] [Missing=*]
Statistics [NW/ W]	[Valid=7 /-] [Invalid=4413 /-]

Value	Label	Cases	Percentage
1	Mass media (TV, radio, newspaper)	0	
2	Social media (web, Facebook, phone apps, email)	0	
3	Word of mouth (a friend, relative, neighbour)	0	
4	School	0	
5	A health facility	7	100.0%
6	A community-based or non-governmental organisation	0	
7	A government agency	0	
8	Community health workers	0	
9	Africa Centre roadshow	0	
96	Other	0	
Sysmiss		4413	

Warning: these figures indicate the number of cases found in the data file. They cannot be interpreted as summary statistics of the population of interest.

dm_source_6: From where / how did you hear about DREAMS?

Information	[Type= discrete] [Format=numeric] [Range= 1-96] [Missing=*]
Statistics [NW/ W]	[Valid=49 /-] [Invalid=4371 /-]

Value	Label	Cases	Percentage
1	Mass media (TV, radio, newspaper)	0	
2	Social media (web, Facebook, phone apps, email)	0	
3	Word of mouth (a friend, relative, neighbour)	0	
4	School	0	
5	A health facility	0	
6	A community-based or non-governmental organisation	49	100.0%
7	A government agency	0	
8	Community health workers	0	
9	Africa Centre roadshow	0	
96	Other	0	

File : AHRI.DREAMS.MultiLevel.ExposureToDREAMS.2018.v2

dm_source_6: From where / how did you hear about DREAMS?

Value	Label	Cases	Percentage
Sysmiss		4371	

Warning: these figures indicate the number of cases found in the data file. They cannot be interpreted as summary statistics of the population of interest.

dm_source_7: From where / how did you hear about DREAMS?

Information	[Type= discrete] [Format=numeric] [Range= 1-96] [Missing=*]
Statistics [NW/ W]	[Valid=3 /-] [Invalid=4417 /-]

Value	Label	Cases	Percentage
1	Mass media (TV, radio, newspaper)	0	
2	Social media (web, Facebook, phone apps, email)	0	
3	Word of mouth (a friend, relative, neighbour)	0	
4	School	0	
5	A health facility	0	
6	A community-based or non-governmental organisation	0	
7	A government agency	3	100.0%
8	Community health workers	0	
9	Africa Centre roadshow	0	
96	Other	0	
Sysmiss		4417	

Warning: these figures indicate the number of cases found in the data file. They cannot be interpreted as summary statistics of the population of interest.

dm_source_8: From where / how did you hear about DREAMS?

Information	[Type= discrete] [Format=numeric] [Range= 1-96] [Missing=*]
Statistics [NW/ W]	[Valid=11 /-] [Invalid=4409 /-]

Value	Label	Cases	Percentage
1	Mass media (TV, radio, newspaper)	0	
2	Social media (web, Facebook, phone apps, email)	0	
3	Word of mouth (a friend, relative, neighbour)	0	
4	School	0	
5	A health facility	0	
6	A community-based or non-governmental organisation	0	
7	A government agency	0	
8	Community health workers	11	100.0%
9	Africa Centre roadshow	0	
96	Other	0	
Sysmiss		4409	

Warning: these figures indicate the number of cases found in the data file. They cannot be interpreted as summary statistics of the population of interest.

dm_source_9: From where / how did you hear about DREAMS?

Information	[Type= discrete] [Format=numeric] [Range= 1-96] [Missing=*]
Statistics [NW/ W]	[Valid=26 /-] [Invalid=4394 /-]

Value	Label	Cases	Percentage
1	Mass media (TV, radio, newspaper)	0	
2	Social media (web, Facebook, phone apps, email)	0	
3	Word of mouth (a friend, relative, neighbour)	0	

File : AHRI.DREAMS.MultiLevel.ExposureToDREAMS.2018.v2

dm_source_9: From where / how did you hear about DREAMS?

Value	Label	Cases	Percentage
4	School	0	
5	A health facility	0	
6	A community-based or non-governmental organisation	0	
7	A government agency	0	
8	Community health workers	0	
9	Africa Centre roadshow	26	<div><div></div></div> 100.0%
96	Other	0	
Sysmiss		4394	

Warning: these figures indicate the number of cases found in the data file. They cannot be interpreted as summary statistics of the population of interest.

dm_source_96: From where / how did you hear about DREAMS?

Information	[Type= discrete] [Format=numeric] [Range= 1-96] [Missing=*]
Statistics [NW/ W]	[Valid=5 /-] [Invalid=4415 /-]

Value	Label	Cases	Percentage
1	Mass media (TV, radio, newspaper)	0	
2	Social media (web, Facebook, phone apps, email)	0	
3	Word of mouth (a friend, relative, neighbour)	0	
4	School	0	
5	A health facility	0	
6	A community-based or non-governmental organisation	0	
7	A government agency	0	
8	Community health workers	0	
9	Africa Centre roadshow	0	
96	Other	5	<div><div></div></div> 100.0%
Sysmiss		4415	

Warning: these figures indicate the number of cases found in the data file. They cannot be interpreted as summary statistics of the population of interest.

dm_source_other: Other, please specify from where / how did you hear about DREAMS?

Information	[Type= discrete] [Format=character] [Missing=*]
Statistics [NW/ W]	[Valid=5 /-] [Invalid=0 /-]

dm_invited: Have you been invited to participate in any DREAMS activity or service?

Information	[Type= discrete] [Format=numeric] [Range= 0-98] [Missing=*]
Statistics [NW/ W]	[Valid=572 /-] [Invalid=3848 /-]

Value	Label	Cases	Percentage
0	No, I have never had it	0	
1	Yes	93	<div><div></div></div> 16.3%
2	No	479	<div><div></div></div> 83.7%
3	Yes, but not sure about the exact age	0	
90	I am not sure	0	
93	Prefer not to answer	0	
95	Not had sex with this partner in the last 4 weeks	0	
97	N/A	0	
98	Don't know	0	

File : AHRI.DREAMS.MultiLevel.ExposureToDREAMS.2018.v2

dm_invited: Have you been invited to participate in any DREAMS activity or service?

Value	Label	Cases	Percentage
Sysmiss		3848	

Warning: these figures indicate the number of cases found in the data file. They cannot be interpreted as summary statistics of the population of interest.

dm_participated: Have you ever participated in any DREAMS activity or service?

Information	[Type= discrete] [Format=numeric] [Range= 0-98] [Missing=*]
Statistics [NW/ W]	[Valid=573 /-] [Invalid=3847 /-]

Value	Label	Cases	Percentage
0	No, I have never had it	0	
1	Yes	96	16.8%
2	No	477	83.2%
3	Yes, but not sure about the exact age	0	
90	I am not sure	0	
93	Prefer not to answer	0	
95	Not had sex with this partner in the last 4 weeks	0	
97	N/A	0	
98	Don't know	0	
Sysmiss		3847	

Warning: these figures indicate the number of cases found in the data file. They cannot be interpreted as summary statistics of the population of interest.

dm_participated_when_2016: If yes, when did you participate?

Information	[Type= discrete] [Format=numeric] [Range= 2016-2016] [Missing=*]
Statistics [NW/ W]	[Valid=22 /-] [Invalid=4398 /-]

dm_participated_when_2017: If yes, when did you participate?

Information	[Type= discrete] [Format=numeric] [Range= 2017-2017] [Missing=*]
Statistics [NW/ W]	[Valid=30 /-] [Invalid=4390 /-]

dm_participated_when_2018: If yes, when did you participate?

Information	[Type= discrete] [Format=numeric] [Range= 2018-2018] [Missing=*]
Statistics [NW/ W]	[Valid=54 /-] [Invalid=4366 /-]

dm_experience_dreams: What experience(s) have you had with DREAMS?

Information	[Type= discrete] [Format=character] [Missing=*]
Statistics [NW/ W]	[Valid=90 /-]

dm_have_identifier: Do you have a DREAMS identifier? It could be a reference number, ID or code?

Information	[Type= discrete] [Format=numeric] [Range= 0-98] [Missing=*]
Statistics [NW/ W]	[Valid=93 /-] [Invalid=4327 /-]

Value	Label	Cases	Percentage
0	No, I have never had it	0	
1	Yes	8	8.6%
2	No	85	91.4%
3	Yes, but not sure about the exact age	0	
90	I am not sure	0	
93	Prefer not to answer	0	
95	Not had sex with this partner in the last 4 weeks	0	

File : AHRI.DREAMS.MultiLevel.ExposureToDREAMS.2018.v2

dm_have_identifier: Do you have a DREAMS identifier? It could be a reference number, ID or code?

Value	Label	Cases	Percentage
97	N/A	0	
98	Don't know	0	
Sysmiss		4327	

Warning: these figures indicate the number of cases found in the data file. They cannot be interpreted as summary statistics of the population of interest.

dm_lead_ques_programs1: I am going to ask you about programs for young girls. Many of them are about org

Information	[Type= discrete] [Format=numeric] [Range= 0-98] [Missing=*]
Statistics [NW/ W]	[Valid=576 /-] [Invalid=3844 /-]

Value	Label	Cases	Percentage
0	No, I have never had it	0	
1	Yes	254	44.1%
2	No	321	55.7%
3	Yes, but not sure about the exact age	0	
90	I am not sure	0	
93	Prefer not to answer	0	
95	Not had sex with this partner in the last 4 weeks	0	
97	N/A	0	
98	Don't know	1	0.2%
Sysmiss		3844	

Warning: these figures indicate the number of cases found in the data file. They cannot be interpreted as summary statistics of the population of interest.

dm_partic_safespace_prog: Did you participate in this service / program? Safe Spaces

Information	[Type= discrete] [Format=numeric] [Range= 0-98] [Missing=*]
Statistics [NW/ W]	[Valid=577 /-] [Invalid=3843 /-]

Value	Label	Cases	Percentage
0	No, I have never had it	0	
1	Yes	38	6.6%
2	No	539	93.4%
3	Yes, but not sure about the exact age	0	
90	I am not sure	0	
93	Prefer not to answer	0	
95	Not had sex with this partner in the last 4 weeks	0	
97	N/A	0	
98	Don't know	0	
Sysmiss		3843	

Warning: these figures indicate the number of cases found in the data file. They cannot be interpreted as summary statistics of the population of interest.

dm_aware_safespace_prog: Are you aware of the following service / program? Safe Spaces for girls/young wo

Information	[Type= discrete] [Format=numeric] [Range= 0-98] [Missing=*]
Statistics [NW/ W]	[Valid=539 /-] [Invalid=3881 /-]

Value	Label	Cases	Percentage
0	No, I have never had it	0	
1	Yes	145	26.9%
2	No	392	72.7%

File : AHRI.DREAMS.MultiLevel.ExposureToDREAMS.2018.v2

dm_aware_safespace_prog: Are you aware of the following service / program? Safe Spaces for girls/young wo

Value	Label	Cases	Percentage
3	Yes, but not sure about the exact age	0	
90	I am not sure	0	
93	Prefer not to answer	0	
95	Not had sex with this partner in the last 4 weeks	0	
97	N/A	0	
98	Don't know	2	0.4%
Sysmiss		3881	

Warning: these figures indicate the number of cases found in the data file. They cannot be interpreted as summary statistics of the population of interest.

dm_partic_safespace_12mts: Did you participate in this service / program in the last 12 months? Safe Spaces

Information	[Type= discrete] [Format=numeric] [Range= 0-98] [Missing=*]
Statistics [NW/ W]	[Valid=38 /-] [Invalid=4382 /-]

Value	Label	Cases	Percentage
0	No, I have never had it	0	
1	Yes	18	47.4%
2	No	20	52.6%
3	Yes, but not sure about the exact age	0	
90	I am not sure	0	
93	Prefer not to answer	0	
95	Not had sex with this partner in the last 4 weeks	0	
97	N/A	0	
98	Don't know	0	
Sysmiss		4382	

Warning: these figures indicate the number of cases found in the data file. They cannot be interpreted as summary statistics of the population of interest.

dm_safespace_wasdreams: Was this a DREAMS service / program? Safe Spaces

Information	[Type= discrete] [Format=numeric] [Range= 0-98] [Missing=*]
Statistics [NW/ W]	[Valid=18 /-] [Invalid=4402 /-]

Value	Label	Cases	Percentage
0	No, I have never had it	0	
1	Yes	12	66.7%
2	No	6	33.3%
3	Yes, but not sure about the exact age	0	
90	I am not sure	0	
93	Prefer not to answer	0	
95	Not had sex with this partner in the last 4 weeks	0	
97	N/A	0	
98	Don't know	0	
Sysmiss		4402	

Warning: these figures indicate the number of cases found in the data file. They cannot be interpreted as summary statistics of the population of interest.

dm_org_safespace_prog: Where / from which organisation was it provided? Safe Spaces

Information	[Type= discrete] [Format=numeric] [Range= 1-98] [Missing=*]
Statistics [NW/ W]	[Valid=17 /-] [Invalid=4403 /-]

File : AHRI.DREAMS.MultiLevel.ExposureToDREAMS.2018.v2

dm_org_safespace_prog: Where / from which organisation was it provided? Safe Spaces

Value	Label	Cases	Percentage
1	DoH	2	11.8%
2	Private Doctor	0	
3	Pharmacy	0	
4	Africa Centre / AHRI	0	
5	FHI 360	0	
6	Humana People to People South Africa (HPPSA)	1	5.9%
7	Hope International	0	
8	NACOSA	0	
9	EDI	2	11.8%
10	Ezibayeni	0	
11	Unyezi	0	
12	Isikondlakondla	2	11.8%
13	MatCH	0	
14	FPD	0	
15	AFSA	0	
16	TB/HIV Care Association	0	
17	DoE	0	
18	Mpilonhle	1	5.9%
19	Star for Life	1	5.9%
96	Other, specify	5	29.4%
98	Don't know	3	17.6%
Sysmiss		4403	

Warning: these figures indicate the number of cases found in the data file. They cannot be interpreted as summary statistics of the population of interest.

dm_org_safespace_oth: Please specify details of the other organization. Safe Spaces

Information	[Type= discrete] [Format=character] [Missing=*]
Statistics [NW/ W]	[Valid=4 /-] [Invalid=0 /-]

dm_partic_mentor_prog: Did you participate in this service / program? Mentor Program

Information	[Type= discrete] [Format=numeric] [Range= 0-98] [Missing=*]
Statistics [NW/ W]	[Valid=575 /-] [Invalid=3845 /-]

Value	Label	Cases	Percentage
0	No, I have never had it	0	
1	Yes	19	3.3%
2	No	556	96.7%
3	Yes, but not sure about the exact age	0	
90	I am not sure	0	
93	Prefer not to answer	0	
95	Not had sex with this partner in the last 4 weeks	0	
97	N/A	0	
98	Don't know	0	
Sysmiss		3845	

Warning: these figures indicate the number of cases found in the data file. They cannot be interpreted as summary statistics of the population of interest.

File : AHRI.DREAMS.MultiLevel.ExposureToDREAMS.2018.v2

dm_aware_mentor_prog: Are you aware of the following service / program? Mentor Program

Information [Type= discrete] [Format=numeric] [Range= 0-98] [Missing=*]

Statistics [NW/ W] [Valid=556 /-] [Invalid=3864 /-]

Value	Label	Cases	Percentage
0	No, I have never had it	0	
1	Yes	149	26.8%
2	No	405	72.8%
3	Yes, but not sure about the exact age	0	
90	I am not sure	0	
93	Prefer not to answer	0	
95	Not had sex with this partner in the last 4 weeks	0	
97	N/A	0	
98	Don't know	2	0.4%
Sysmiss		3864	

Warning: these figures indicate the number of cases found in the data file. They cannot be interpreted as summary statistics of the population of interest.

dm_partic_mentor_12mts: Did you participate in this service / program in the last 12 months? Mentor Prog

Information [Type= discrete] [Format=numeric] [Range= 0-98] [Missing=*]

Statistics [NW/ W] [Valid=19 /-] [Invalid=4401 /-]

Value	Label	Cases	Percentage
0	No, I have never had it	0	
1	Yes	12	63.2%
2	No	7	36.8%
3	Yes, but not sure about the exact age	0	
90	I am not sure	0	
93	Prefer not to answer	0	
95	Not had sex with this partner in the last 4 weeks	0	
97	N/A	0	
98	Don't know	0	
Sysmiss		4401	

Warning: these figures indicate the number of cases found in the data file. They cannot be interpreted as summary statistics of the population of interest.

dm_mentor_wasdreams: Was this a DREAMS service / program? Mentor Program

Information [Type= discrete] [Format=numeric] [Range= 0-98] [Missing=*]

Statistics [NW/ W] [Valid=12 /-] [Invalid=4408 /-]

Value	Label	Cases	Percentage
0	No, I have never had it	0	
1	Yes	6	50.0%
2	No	6	50.0%
3	Yes, but not sure about the exact age	0	
90	I am not sure	0	
93	Prefer not to answer	0	
95	Not had sex with this partner in the last 4 weeks	0	
97	N/A	0	
98	Don't know	0	

File : AHRI.DREAMS.MultiLevel.ExposureToDREAMS.2018.v2

dm_mentor_wasdreams: Was this a DREAMS service / program? Mentor Program

Value	Label	Cases	Percentage
Sysmiss		4408	

Warning: these figures indicate the number of cases found in the data file. They cannot be interpreted as summary statistics of the population of interest.

dm_org_mentor_prog: Where / from which organisation was it provided? Mentor Program

Information	[Type= discrete] [Format=numeric] [Range= 1-98] [Missing=*]
Statistics [NW/ W]	[Valid=12 /-] [Invalid=4408 /-]

Value	Label	Cases	Percentage
1	DoH	0	
2	Private Doctor	0	
3	Pharmacy	0	
4	Africa Centre / AHRI	0	
5	FHI 360	0	
6	Humana People to People South Africa (HPPSA)	0	
7	Hope International	0	
8	NACOSA	0	
9	EDI	1	8.3%
10	Ezibayeni	0	
11	Unyezi	0	
12	Isikondlakondla	2	16.7%
13	MatCH	0	
14	FPD	0	
15	AFSA	0	
16	TB/HIV Care Association	0	
17	DoE	1	8.3%
18	Mpilonhle	0	
19	Star for Life	1	8.3%
96	Other, specify	5	41.7%
98	Don't know	2	16.7%
Sysmiss		4408	

Warning: these figures indicate the number of cases found in the data file. They cannot be interpreted as summary statistics of the population of interest.

dm_org_mentor_oth: Please specify details of the other organization. Mentor Program

Information	[Type= discrete] [Format=character] [Missing=*]
Statistics [NW/ W]	[Valid=3 /-] [Invalid=0 /-]

dm_partic_socassets_prog: Did you participate in this service / program? Social Assets programs

Information	[Type= discrete] [Format=numeric] [Range= 0-98] [Missing=*]
Statistics [NW/ W]	[Valid=3063 /-] [Invalid=1357 /-]

Value	Label	Cases	Percentage
0	No, I have never had it	0	
1	Yes	50	1.6%
2	No	3012	98.3%
3	Yes, but not sure about the exact age	0	
90	I am not sure	0	

File : AHRI.DREAMS.MultiLevel.ExposureToDREAMS.2018.v2

dm_partic_socassets_prog: Did you participate in this service / program? Social Assets programs

Value	Label	Cases	Percentage
93	Prefer not to answer	1	0.0%
95	Not had sex with this partner in the last 4 weeks	0	
97	N/A	0	
98	Don't know	0	
Sysmiss		1357	

Warning: these figures indicate the number of cases found in the data file. They cannot be interpreted as summary statistics of the population of interest.

dm_aware_socassets_prog: Are you aware of the following service / program? Social Assets programs

Information	[Type= discrete] [Format=numeric] [Range= 0-98] [Missing=*]
Statistics [NW/ W]	[Valid=3006 /-] [Invalid=1414 /-]

Value	Label	Cases	Percentage
0	No, I have never had it	0	
1	Yes	507	16.9%
2	No	2491	82.9%
3	Yes, but not sure about the exact age	0	
90	I am not sure	0	
93	Prefer not to answer	0	
95	Not had sex with this partner in the last 4 weeks	0	
97	N/A	0	
98	Don't know	8	0.3%
Sysmiss		1414	

Warning: these figures indicate the number of cases found in the data file. They cannot be interpreted as summary statistics of the population of interest.

dm_partic_socassets_12mts: Did you participate in this service / program in the last 12 months? Social Asse

Information	[Type= discrete] [Format=numeric] [Range= 0-98] [Missing=*]
Statistics [NW/ W]	[Valid=50 /-] [Invalid=4370 /-]

Value	Label	Cases	Percentage
0	No, I have never had it	0	
1	Yes	36	72.0%
2	No	14	28.0%
3	Yes, but not sure about the exact age	0	
90	I am not sure	0	
93	Prefer not to answer	0	
95	Not had sex with this partner in the last 4 weeks	0	
97	N/A	0	
98	Don't know	0	
Sysmiss		4370	

Warning: these figures indicate the number of cases found in the data file. They cannot be interpreted as summary statistics of the population of interest.

dm_socassets_wasdreams: Was this a DREAMS service / program? Social Assets programs

Information	[Type= discrete] [Format=numeric] [Range= 0-98] [Missing=*]
Statistics [NW/ W]	[Valid=36 /-] [Invalid=4384 /-]

Value	Label	Cases	Percentage
0	No, I have never had it	0	

File : AHRI.DREAMS.MultiLevel.ExposureToDREAMS.2018.v2

dm_socassets_wasdreams: Was this a DREAMS service / program? Social Assets programs

Value	Label	Cases	Percentage
1	Yes	33	91.7%
2	No	3	8.3%
3	Yes, but not sure about the exact age	0	
90	I am not sure	0	
93	Prefer not to answer	0	
95	Not had sex with this partner in the last 4 weeks	0	
97	N/A	0	
98	Don't know	0	
Sysmiss		4384	

Warning: these figures indicate the number of cases found in the data file. They cannot be interpreted as summary statistics of the population of interest.

dm_org_socassets_prog: Where / from which organisation was it provided? Social Assets programs

Information	[Type= discrete] [Format=numeric] [Range= 1-98] [Missing=*]
Statistics [NW/ W]	[Valid=36 /-] [Invalid=4384 /-]

Value	Label	Cases	Percentage
1	DoH	2	5.6%
2	Private Doctor	0	
3	Pharmacy	0	
4	Africa Centre / AHRI	3	8.3%
5	FHI 360	0	
6	Humana People to People South Africa (HPPSA)	0	
7	Hope International	0	
8	NACOSA	0	
9	EDI	3	8.3%
10	Ezibayeni	0	
11	Unyezi	0	
12	Isikondlakondla	1	2.8%
13	MatCH	0	
14	FPD	0	
15	AFSA	0	
16	TB/HIV Care Association	0	
17	DoE	6	16.7%
18	Mpilonhle	2	5.6%
19	Star for Life	3	8.3%
96	Other, specify	4	11.1%
98	Don't know	12	33.3%
Sysmiss		4384	

Warning: these figures indicate the number of cases found in the data file. They cannot be interpreted as summary statistics of the population of interest.

dm_org_socassets_oth: Please specify details of the other organization. Social Assets programs

Information	[Type= discrete] [Format=character] [Missing=*]
Statistics [NW/ W]	[Valid=2 /-] [Invalid=0 /-]

dm_partic_genorm_prog: Did you participate in this service / program? Gender norms

Information	[Type= discrete] [Format=numeric] [Range= 0-98] [Missing=*]
-------------	---

File : AHRI.DREAMS.MultiLevel.ExposureToDREAMS.2018.v2

dm_partic_genorm_prog: Did you participate in this service / program? Gender norms

Statistics [NW/ W] [Valid=3062 /-] [Invalid=1358 /-]

Value	Label	Cases	Percentage
0	No, I have never had it	0	
1	Yes	133	4.3%
2	No	2929	95.7%
3	Yes, but not sure about the exact age	0	
90	I am not sure	0	
93	Prefer not to answer	0	
95	Not had sex with this partner in the last 4 weeks	0	
97	N/A	0	
98	Don't know	0	
Sysmiss		1358	

Warning: these figures indicate the number of cases found in the data file. They cannot be interpreted as summary statistics of the population of interest.

dm_aware_genorm_prog: Are you aware of the following service / program? Gender norms and Violence prev

Information [Type= discrete] [Format=numeric] [Range= 0-98] [Missing=*]

Statistics [NW/ W] [Valid=2923 /-] [Invalid=1497 /-]

Value	Label	Cases	Percentage
0	No, I have never had it	0	
1	Yes	532	18.2%
2	No	2389	81.7%
3	Yes, but not sure about the exact age	0	
90	I am not sure	0	
93	Prefer not to answer	0	
95	Not had sex with this partner in the last 4 weeks	0	
97	N/A	0	
98	Don't know	2	0.1%
Sysmiss		1497	

Warning: these figures indicate the number of cases found in the data file. They cannot be interpreted as summary statistics of the population of interest.

dm_partic_genorm_12mts: Did you participate in this service / program in the last 12 months? Gender norm

Information [Type= discrete] [Format=numeric] [Range= 0-98] [Missing=*]

Statistics [NW/ W] [Valid=133 /-] [Invalid=4287 /-]

Value	Label	Cases	Percentage
0	No, I have never had it	0	
1	Yes	113	85.0%
2	No	20	15.0%
3	Yes, but not sure about the exact age	0	
90	I am not sure	0	
93	Prefer not to answer	0	
95	Not had sex with this partner in the last 4 weeks	0	
97	N/A	0	
98	Don't know	0	
Sysmiss		4287	

Warning: these figures indicate the number of cases found in the data file. They cannot be interpreted as summary statistics of the population of interest.

File : AHRI.DREAMS.MultiLevel.ExposureToDREAMS.2018.v2

dm_genorm_wasdreams: Was this a DREAMS service / program? Gender norms

Information [Type= discrete] [Format=numeric] [Range= 0-98] [Missing=*]

Statistics [NW/ W] [Valid=113 /-] [Invalid=4307 /-]

Value	Label	Cases	Percentage
0	No, I have never had it	0	
1	Yes	85	75.2%
2	No	28	24.8%
3	Yes, but not sure about the exact age	0	
90	I am not sure	0	
93	Prefer not to answer	0	
95	Not had sex with this partner in the last 4 weeks	0	
97	N/A	0	
98	Don't know	0	
Sysmiss		4307	

Warning: these figures indicate the number of cases found in the data file. They cannot be interpreted as summary statistics of the population of interest.

dm_org_genorm_prog: Where / from which organisation was it provided? Gender norms

Information [Type= discrete] [Format=numeric] [Range= 1-98] [Missing=*]

Statistics [NW/ W] [Valid=113 /-] [Invalid=4307 /-]

Value	Label	Cases	Percentage
1	DoH	4	3.5%
2	Private Doctor	0	
3	Pharmacy	0	
4	Africa Centre / AHRI	2	1.8%
5	FHI 360	0	
6	Humana People to People South Africa (HPPSA)	0	
7	Hope International	0	
8	NACOSA	0	
9	EDI	13	11.5%
10	Ezibayeni	0	
11	Unyezi	0	
12	Isikondlakondla	2	1.8%
13	MatCH	0	
14	FPD	0	
15	AFSA	0	
16	TB/HIV Care Association	0	
17	DoE	53	46.9%
18	Mpilonhle	1	0.9%
19	Star for Life	8	7.1%
96	Other, specify	14	12.4%
98	Don't know	16	14.2%
Sysmiss		4307	

Warning: these figures indicate the number of cases found in the data file. They cannot be interpreted as summary statistics of the population of interest.

dm_org_genorm_oth: Please specify details of the other organization. Gender norms

Information [Type= discrete] [Format=character] [Missing=*]

File : AHRI.DREAMS.MultiLevel.ExposureToDREAMS.2018.v2

dm_org_genorm_oth: Please specify details of the other organization. Gender norms

Statistics [NW/ W] [Valid=13 /-] [Invalid=0 /-]

dm_partic_finserv_prog: Did you participate in this service / program? Violence prevention

Information [Type= discrete] [Format=numeric] [Range= 0-98] [Missing=*]

Statistics [NW/ W] [Valid=3060 /-] [Invalid=1360 /-]

Value	Label	Cases	Percentage
0	No, I have never had it	0	
1	Yes	159	5.2%
2	No	2901	94.8%
3	Yes, but not sure about the exact age	0	
90	I am not sure	0	
93	Prefer not to answer	0	
95	Not had sex with this partner in the last 4 weeks	0	
97	N/A	0	
98	Don't know	0	
Sysmiss		1360	

Warning: these figures indicate the number of cases found in the data file. They cannot be interpreted as summary statistics of the population of interest.

# dm_aware_finserv_prog: Are you aware of the following service / program? Violence prevention education			
Information	[Type= discrete] [Format=numeric] [Range= 0-98] [Missing=*]		
Statistics [NW/ W]	[Valid=2890 /-] [Invalid=1530 /-]		
Value	Label	Cases	Percentage
0	No, I have never had it	0	
1	Yes	885	30.6%
2	No	2005	69.4%
3	Yes, but not sure about the exact age	0	
90	I am not sure	0	
93	Prefer not to answer	0	
95	Not had sex with this partner in the last 4 weeks	0	
97	N/A	0	
98	Don't know	0	
Sysmiss		1530	
Warning: these figures indicate the number of cases found in the data file. They cannot be interpreted as summary statistics of the population of interest.			
# dm_partic_finserv_12mts: Did you participate in this service / program in the last 12 months? Violence pr			
Information	[Type= discrete] [Format=numeric] [Range= 0-98] [Missing=*]		
Statistics [NW/ W]	[Valid=158 /-] [Invalid=4262 /-]		
Value	Label	Cases	Percentage
0	No, I have never had it	0	
1	Yes	126	79.7%
2	No	32	20.3%
3	Yes, but not sure about the exact age	0	
90	I am not sure	0	
93	Prefer not to answer	0	
95	Not had sex with this partner in the last 4 weeks	0	
97	N/A	0	
98	Don't know	0	
Sysmiss		4262	
Warning: these figures indicate the number of cases found in the data file. They cannot be interpreted as summary statistics of the population of interest.			
# dm_finserv_wasdreams: Was this a DREAMS service / program? Violence prevention			
Information	[Type= discrete] [Format=numeric] [Range= 0-98] [Missing=*]		
Statistics [NW/ W]	[Valid=127 /-] [Invalid=4293 /-]		
Value	Label	Cases	Percentage
0	No, I have never had it	0	
1	Yes	73	57.5%
2	No	53	41.7%
3	Yes, but not sure about the exact age	0	
90	I am not sure	0	
93	Prefer not to answer	0	
95	Not had sex with this partner in the last 4 weeks	0	
97	N/A	0	
98	Don't know	1	0.8%
Sysmiss		4293	
Warning: these figures indicate the number of cases found in the data file. They cannot be interpreted as summary statistics of the population of interest.			

# dm_org_finserv_prog: Where / from which organisation was it provided? Violence prevention			
Information		[Type= discrete] [Format=numeric] [Range= 1-98] [Missing=*]	
Statistics [NW/ W]		[Valid=125 /-] [Invalid=4295 /-]	
Value	Label	Cases	Percentage
1	DoH	3	<div><div></div></div> 2.4%
2	Private Doctor	0	
3	Pharmacy	0	
4	Africa Centre / AHRI	0	
5	FHI 360	0	
6	Humana People to People South Africa (HPPSA)	1	<div><div></div></div> 0.8%
7	Hope International	0	
8	NACOSA	0	
9	EDI	3	<div><div></div></div> 2.4%
10	Ezibayeni	0	
11	Unyezi	0	
12	Isikondlakondla	2	<div><div></div></div> 1.6%
13	MatCH	0	
14	FPD	0	
15	AFSA	0	
16	TB/HIV Care Association	0	
17	DoE	35	<div><div></div></div> 28.0%
18	Mpilonhle	0	
19	Star for Life	1	<div><div></div></div> 0.8%
96	Other, specify	53	<div><div></div></div> 42.4%
98	Don't know	27	<div><div></div></div> 21.6%
Sysmiss		4295	
Warning: these figures indicate the number of cases found in the data file. They cannot be interpreted as summary statistics of the population of interest.			
# dm_org_finserv_oth: Please specify details of the other organization. Violence prevention			
Information		[Type= discrete] [Format=character] [Missing=*]	
Statistics [NW/ W]		[Valid=49 /-] [Invalid=0 /-]	
# dm_partic_finskill_prog: Did you participate in this service / program? Financial literacy			
Information		[Type= discrete] [Format=numeric] [Range= 0-98] [Missing=*]	
Statistics [NW/ W]		[Valid=3061 /-] [Invalid=1359 /-]	
Value	Label	Cases	Percentage
0	No, I have never had it	0	
1	Yes	380	<div><div></div></div> 12.4%
2	No	2681	<div><div></div></div> 87.6%
3	Yes, but not sure about the exact age	0	
90	I am not sure	0	
93	Prefer not to answer	0	
95	Not had sex with this partner in the last 4 weeks	0	
97	N/A	0	
98	Don't know	0	
Sysmiss		1359	
Warning: these figures indicate the number of cases found in the data file. They cannot be interpreted as summary statistics of the population of interest.			

# dm_aware_finskill_prog: Are you aware of the following service / program? Financial literacy training			
Information	[Type= discrete] [Format=numeric] [Range= 0-98] [Missing=*]		
Statistics [NW/ W]	[Valid=2676 /-] [Invalid=1744 /-]		
Value	Label	Cases	Percentage
0	No, I have never had it	0	
1	Yes	844	<div><div></div></div> 31.5%
2	No	1826	<div><div></div></div> 68.2%
3	Yes, but not sure about the exact age	0	
90	I am not sure	0	
93	Prefer not to answer	0	
95	Not had sex with this partner in the last 4 weeks	0	
97	N/A	0	
98	Don't know	6	<div><div></div></div> 0.2%
Sysmiss		1744	
Warning: these figures indicate the number of cases found in the data file. They cannot be interpreted as summary statistics of the population of interest.			
# dm_partic_finskill_12mts: Did you participate in this service / program in the last 12 months? Financial l			
Information	[Type= discrete] [Format=numeric] [Range= 0-98] [Missing=*]		
Statistics [NW/ W]	[Valid=379 /-] [Invalid=4041 /-]		
Value	Label	Cases	Percentage
0	No, I have never had it	0	
1	Yes	284	<div><div></div></div> 74.9%
2	No	95	<div><div></div></div> 25.1%
3	Yes, but not sure about the exact age	0	
90	I am not sure	0	
93	Prefer not to answer	0	
95	Not had sex with this partner in the last 4 weeks	0	
97	N/A	0	
98	Don't know	0	
Sysmiss		4041	
Warning: these figures indicate the number of cases found in the data file. They cannot be interpreted as summary statistics of the population of interest.			
# dm_finskill_wasdreams: Was this a DREAMS service / program? Financial literacy			
Information	[Type= discrete] [Format=numeric] [Range= 0-98] [Missing=*]		
Statistics [NW/ W]	[Valid=285 /-] [Invalid=4135 /-]		
Value	Label	Cases	Percentage
0	No, I have never had it	0	
1	Yes	118	<div><div></div></div> 41.4%
2	No	165	<div><div></div></div> 57.9%
3	Yes, but not sure about the exact age	0	
90	I am not sure	0	
93	Prefer not to answer	0	
95	Not had sex with this partner in the last 4 weeks	0	
97	N/A	0	
98	Don't know	2	<div><div></div></div> 0.7%
Sysmiss		4135	
Warning: these figures indicate the number of cases found in the data file. They cannot be interpreted as summary statistics of the population of interest.			

# dm_org_finskill_prog: Where / from which organisation was it provided? Financial literacy			
Information	[Type= discrete] [Format=numeric] [Range= 1-98] [Missing=*]		
Statistics [NW/ W]	[Valid=283 /-] [Invalid=4137 /-]		
Value	Label	Cases	Percentage
1	DoH	2	<div><div></div></div> 0.7%
2	Private Doctor	0	
3	Pharmacy	0	
4	Africa Centre / AHRI	3	<div><div></div></div> 1.1%
5	FHI 360	0	
6	Humana People to People South Africa (HPPSA)	0	
7	Hope International	0	
8	NACOSA	0	
9	EDI	8	<div><div></div></div> 2.8%
10	Ezibayeni	0	
11	Unyezi	0	
12	Isikondlakondla	1	<div><div></div></div> 0.4%
13	MatCH	0	
14	FPD	0	
15	AFSA	0	
16	TB/HIV Care Association	0	
17	DoE	206	<div><div></div></div> 72.8%
18	Mpilonhle	0	
19	Star for Life	4	<div><div></div></div> 1.4%
96	Other, specify	36	<div><div></div></div> 12.7%
98	Don't know	23	<div><div></div></div> 8.1%
Sysmiss		4137	
Warning: these figures indicate the number of cases found in the data file. They cannot be interpreted as summary statistics of the population of interest.			
# dm_org_finskill_oth: Please specify details of the other organization. Financial literacy			
Information	[Type= discrete] [Format=character] [Missing=*]		
Statistics [NW/ W]	[Valid=33 /-] [Invalid=0 /-]		
# dm_partic_parentcare_prog: Did you participate in this service / program? Local program for caregiving			
Information	[Type= discrete] [Format=numeric] [Range= 0-98] [Missing=*]		
Statistics [NW/ W]	[Valid=3063 /-] [Invalid=1357 /-]		
Value	Label	Cases	Percentage
0	No, I have never had it	0	
1	Yes	567	<div><div></div></div> 18.5%
2	No	2496	<div><div></div></div> 81.5%
3	Yes, but not sure about the exact age	0	
90	I am not sure	0	
93	Prefer not to answer	0	
95	Not had sex with this partner in the last 4 weeks	0	
97	N/A	0	
98	Don't know	0	
Sysmiss		1357	
Warning: these figures indicate the number of cases found in the data file. They cannot be interpreted as summary statistics of the population of interest.			

# dm_aware_parentcare_prog: Are you aware of the following service / program? Local program for caregiving			
Information	[Type= discrete] [Format=numeric] [Range= 0-98] [Missing=*]		
Statistics [NW/ W]	[Valid=2490 /-] [Invalid=1930 /-]		
Value	Label	Cases	Percentage
0	No, I have never had it	0	
1	Yes	548	<div><div></div></div> 22.0%
2	No	1934	<div><div></div></div> 77.7%
3	Yes, but not sure about the exact age	0	
90	I am not sure	0	
93	Prefer not to answer	0	
95	Not had sex with this partner in the last 4 weeks	0	
97	N/A	0	
98	Don't know	8	<div><div></div></div> 0.3%
Sysmiss		1930	
Warning: these figures indicate the number of cases found in the data file. They cannot be interpreted as summary statistics of the population of interest.			
# dm_partic_parentcare_12mts: Did you participate in this service / program in the last 12 months? Local progr			
Information	[Type= discrete] [Format=numeric] [Range= 0-98] [Missing=*]		
Statistics [NW/ W]	[Valid=567 /-] [Invalid=3853 /-]		
Value	Label	Cases	Percentage
0	No, I have never had it	0	
1	Yes	501	<div><div></div></div> 88.4%
2	No	66	<div><div></div></div> 11.6%
3	Yes, but not sure about the exact age	0	
90	I am not sure	0	
93	Prefer not to answer	0	
95	Not had sex with this partner in the last 4 weeks	0	
97	N/A	0	
98	Don't know	0	
Sysmiss		3853	
Warning: these figures indicate the number of cases found in the data file. They cannot be interpreted as summary statistics of the population of interest.			
# dm_parentcare_wasdreams: Was this a DREAMS service / program? Local program for caregiving			
Information	[Type= discrete] [Format=numeric] [Range= 0-98] [Missing=*]		
Statistics [NW/ W]	[Valid=502 /-] [Invalid=3918 /-]		
Value	Label	Cases	Percentage
0	No, I have never had it	0	
1	Yes	303	<div><div></div></div> 60.4%
2	No	195	<div><div></div></div> 38.8%
3	Yes, but not sure about the exact age	0	
90	I am not sure	0	
93	Prefer not to answer	0	
95	Not had sex with this partner in the last 4 weeks	0	
97	N/A	0	
98	Don't know	4	<div><div></div></div> 0.8%
Sysmiss		3918	
Warning: these figures indicate the number of cases found in the data file. They cannot be interpreted as summary statistics of the population of interest.			

# dm_org_parentcare_prog: Where / from which organisation was it provided? Local program for caregiving			
Information	[Type= discrete] [Format=numeric] [Range= 1-98] [Missing=*]		
Statistics [NW/ W]	[Valid=498 /-] [Invalid=3922 /-]		
Value	Label	Cases	Percentage
1	DoH	11	<div><div></div></div> 2.2%
2	Private Doctor	0	
3	Pharmacy	0	
4	Africa Centre / AHRI	2	<div><div></div></div> 0.4%
5	FHI 360	0	
6	Humana People to People South Africa (HPPSA)	28	<div><div></div></div> 5.6%
7	Hope International	0	
8	NACOSA	0	
9	EDI	7	<div><div></div></div> 1.4%
10	Ezibayeni	0	
11	Unyezi	0	
12	Isikondlakondla	6	<div><div></div></div> 1.2%
13	MatCH	0	
14	FPD	0	
15	AFSA	0	
16	TB/HIV Care Association	0	
17	DoE	295	<div><div></div></div> 59.2%
18	Mpilonhle	2	<div><div></div></div> 0.4%
19	Star for Life	45	<div><div></div></div> 9.0%
96	Other, specify	83	<div><div></div></div> 16.7%
98	Don't know	19	<div><div></div></div> 3.8%
Sysmiss		3922	
Warning: these figures indicate the number of cases found in the data file. They cannot be interpreted as summary statistics of the population of interest.			
# dm_org_parentcare_oth: Please specify details of the other organization. Local program for caregiving			
Information	[Type= discrete] [Format=character] [Missing=*]		
Statistics [NW/ W]	[Valid=77 /-] [Invalid=0 /-]		
# dm_partic_schooledu_prog: Did you participate in this service / program? HIV education			
Information	[Type= discrete] [Format=numeric] [Range= 0-98] [Missing=*]		
Statistics [NW/ W]	[Valid=1428 /-] [Invalid=2992 /-]		
Value	Label	Cases	Percentage
0	No, I have never had it	0	
1	Yes	1224	<div><div></div></div> 85.7%
2	No	204	<div><div></div></div> 14.3%
3	Yes, but not sure about the exact age	0	
90	I am not sure	0	
93	Prefer not to answer	0	
95	Not had sex with this partner in the last 4 weeks	0	
97	N/A	0	
98	Don't know	0	
Sysmiss		2992	
Warning: these figures indicate the number of cases found in the data file. They cannot be interpreted as summary statistics of the population of interest.			

# dm_aware_schooledu_prog: Are you aware of the following service / program? HIV education or Life skills			
Information	[Type= discrete] [Format=numeric] [Range= 0-98] [Missing=*]		
Statistics [NW/ W]	[Valid=203 /-] [Invalid=4217 /-]		
Value	Label	Cases	Percentage
0	No, I have never had it	0	
1	Yes	142	<div><div></div></div> 70.0%
2	No	61	<div><div></div></div> 30.0%
3	Yes, but not sure about the exact age	0	
90	I am not sure	0	
93	Prefer not to answer	0	
95	Not had sex with this partner in the last 4 weeks	0	
97	N/A	0	
98	Don't know	0	
Sysmiss		4217	
Warning: these figures indicate the number of cases found in the data file. They cannot be interpreted as summary statistics of the population of interest.			
# dm_partic_schooledu_12mts: Did you participate in this service / program in the last 12 months? HIV educati			
Information	[Type= discrete] [Format=numeric] [Range= 0-98] [Missing=*]		
Statistics [NW/ W]	[Valid=1224 /-] [Invalid=3196 /-]		
Value	Label	Cases	Percentage
0	No, I have never had it	0	
1	Yes	1100	<div><div></div></div> 89.9%
2	No	124	<div><div></div></div> 10.1%
3	Yes, but not sure about the exact age	0	
90	I am not sure	0	
93	Prefer not to answer	0	
95	Not had sex with this partner in the last 4 weeks	0	
97	N/A	0	
98	Don't know	0	
Sysmiss		3196	
Warning: these figures indicate the number of cases found in the data file. They cannot be interpreted as summary statistics of the population of interest.			
# dm_schooledu_wasdreams: Was this a DREAMS service / program? HIV education			
Information	[Type= discrete] [Format=numeric] [Range= 0-98] [Missing=*]		
Statistics [NW/ W]	[Valid=1101 /-] [Invalid=3319 /-]		
Value	Label	Cases	Percentage
0	No, I have never had it	0	
1	Yes	334	<div><div></div></div> 30.3%
2	No	758	<div><div></div></div> 68.8%
3	Yes, but not sure about the exact age	0	
90	I am not sure	0	
93	Prefer not to answer	0	
95	Not had sex with this partner in the last 4 weeks	0	
97	N/A	0	
98	Don't know	9	<div><div></div></div> 0.8%
Sysmiss		3319	
Warning: these figures indicate the number of cases found in the data file. They cannot be interpreted as summary statistics of the population of interest.			

# dm_org_schooledu_prog: Where / from which organisation was it provided? HIV education			
Information	[Type= discrete] [Format=numeric] [Range= 1-98] [Missing=*]		
Statistics [NW/ W]	[Valid=1090 /-] [Invalid=3330 /-]		
Value	Label	Cases	Percentage
1	DoH	49	<div><div></div></div> 4.5%
2	Private Doctor	0	
3	Pharmacy	0	
4	Africa Centre / AHRI	49	<div><div></div></div> 4.5%
5	FHI 360	0	
6	Humana People to People South Africa (HPPSA)	0	
7	Hope International	0	
8	NACOSA	0	
9	EDI	1	<div><div></div></div> 0.1%
10	Ezibayeni	0	
11	Unyezi	0	
12	Isikondlakondla	0	
13	MatCH	0	
14	FPD	0	
15	AFSA	0	
16	TB/HIV Care Association	0	
17	DoE	962	<div><div></div></div> 88.3%
18	Mpilonhle	11	<div><div></div></div> 1.0%
19	Star for Life	4	<div><div></div></div> 0.4%
96	Other, specify	2	<div><div></div></div> 0.2%
98	Don't know	12	<div><div></div></div> 1.1%
Sysmiss		3330	
Warning: these figures indicate the number of cases found in the data file. They cannot be interpreted as summary statistics of the population of interest.			
# dm_org_schooledu_oth: Please specify details of the other organization. HIV education			
Information	[Type= discrete] [Format=character] [Missing=*]		
Statistics [NW/ W]	[Valid=2 /-] [Invalid=0 /-]		
# dr_lead_ques_programs2: I am going to ask you questions about the different types of HIV testing program			
Information	[Type= discrete] [Format=numeric] [Range= 0-98] [Missing=*]		
Statistics [NW/ W]	[Valid=3059 /-] [Invalid=1361 /-]		
Value	Label	Cases	Percentage
0	No, I have never had it	0	
1	Yes	2822	<div><div></div></div> 92.3%
2	No	230	<div><div></div></div> 7.5%
3	Yes, but not sure about the exact age	0	
90	I am not sure	0	
93	Prefer not to answer	4	<div><div></div></div> 0.1%
95	Not had sex with this partner in the last 4 weeks	0	
97	N/A	0	
98	Don't know	3	<div><div></div></div> 0.1%
Sysmiss		1361	
Warning: these figures indicate the number of cases found in the data file. They cannot be interpreted as summary statistics of the population of interest.			

# dm_partic_facbase_prog: Did you participate in this service / program? Facility based (PITC, VTC): where			
Information	[Type= discrete] [Format=numeric] [Range= 0-98] [Missing=*]		
Statistics [NW/ W]	[Valid=3058 /-] [Invalid=1362 /-]		
Value	Label	Cases	Percentage
0	No, I have never had it	0	
1	Yes	1910	<div><div></div></div> 62.5%
2	No	1147	<div><div></div></div> 37.5%
3	Yes, but not sure about the exact age	0	
90	I am not sure	0	
93	Prefer not to answer	1	0.0%
95	Not had sex with this partner in the last 4 weeks	0	
97	N/A	0	
98	Don't know	0	
Sysmiss		1362	
Warning: these figures indicate the number of cases found in the data file. They cannot be interpreted as summary statistics of the population of interest.			
# dm_aware_facbase_prog: Are you aware of the following service / program? Facility based (PITC, VTC): wh			
Information	[Type= discrete] [Format=numeric] [Range= 0-98] [Missing=*]		
Statistics [NW/ W]	[Valid=1146 /-] [Invalid=3274 /-]		
Value	Label	Cases	Percentage
0	No, I have never had it	0	
1	Yes	1085	<div><div></div></div> 94.7%
2	No	61	<div><div></div></div> 5.3%
3	Yes, but not sure about the exact age	0	
90	I am not sure	0	
93	Prefer not to answer	0	
95	Not had sex with this partner in the last 4 weeks	0	
97	N/A	0	
98	Don't know	0	
Sysmiss		3274	
Warning: these figures indicate the number of cases found in the data file. They cannot be interpreted as summary statistics of the population of interest.			
# dm_partic_facbase_12mts: Did you participate in this service / program in the last 12 months? Facility ba			
Information	[Type= discrete] [Format=numeric] [Range= 0-98] [Missing=*]		
Statistics [NW/ W]	[Valid=1908 /-] [Invalid=2512 /-]		
Value	Label	Cases	Percentage
0	No, I have never had it	0	
1	Yes	1128	<div><div></div></div> 59.1%
2	No	779	<div><div></div></div> 40.8%
3	Yes, but not sure about the exact age	0	
90	I am not sure	0	
93	Prefer not to answer	1	0.1%
95	Not had sex with this partner in the last 4 weeks	0	
97	N/A	0	
98	Don't know	0	
Sysmiss		2512	
Warning: these figures indicate the number of cases found in the data file. They cannot be interpreted as summary statistics of the population of interest.			

# dm_facbase_wasdreams: Was this a DREAMS service / program? Facility based (PITC, VTC): where testing w			
Information	[Type= discrete] [Format=numeric] [Range= 0-98] [Missing=*]		
Statistics [NW/ W]	[Valid=1128 /-] [Invalid=3292 /-]		
Value	Label	Cases	Percentage
0	No, I have never had it	0	
1	Yes	373	<div><div></div></div> 33.1%
2	No	755	<div><div></div></div> 66.9%
3	Yes, but not sure about the exact age	0	
90	I am not sure	0	
93	Prefer not to answer	0	
95	Not had sex with this partner in the last 4 weeks	0	
97	N/A	0	
98	Don't know	0	
Sysmiss		3292	
Warning: these figures indicate the number of cases found in the data file. They cannot be interpreted as summary statistics of the population of interest.			
# dm_org_facbase_prog: Where / from which organisation was it provided? Facility based (PITC, VTC): whe			
Information	[Type= discrete] [Format=numeric] [Range= 1-98] [Missing=*]		
Statistics [NW/ W]	[Valid=1131 /-] [Invalid=3289 /-]		
Value	Label	Cases	Percentage
1	DoH	985	<div><div></div></div> 87.1%
2	Private Doctor	13	<div><div></div></div> 1.1%
3	Pharmacy	1	<div><div></div></div> 0.1%
4	Africa Centre / AHRI	90	<div><div></div></div> 8.0%
5	FHI 360	1	<div><div></div></div> 0.1%
6	Humana People to People South Africa (HPPSA)	1	<div><div></div></div> 0.1%
7	Hope International	0	
8	NACOSA	0	
9	EDI	0	
10	Ezibayeni	0	
11	Unyezi	0	
12	Isikondlakondla	1	<div><div></div></div> 0.1%
13	MatCH	0	
14	FPD	0	
15	AFSA	0	
16	TB/HIV Care Association	0	
17	DoE	13	<div><div></div></div> 1.1%
18	Mpilonhle	3	<div><div></div></div> 0.3%
19	Star for Life	0	
96	Other, specify	9	<div><div></div></div> 0.8%
98	Don't know	14	<div><div></div></div> 1.2%
Sysmiss		3289	
Warning: these figures indicate the number of cases found in the data file. They cannot be interpreted as summary statistics of the population of interest.			
# dm_org_facbase_oth: Please specify details of the other organization. Facility based (PITC, VTC): wh			
Information	[Type= discrete] [Format=character] [Missing=*]		
Statistics [NW/ W]	[Valid=8 /-] [Invalid=0 /-]		

# dm_partic_hivtest_prog: Did you participate in this service / program? Facility based HIV testing			
Information	[Type= discrete] [Format=numeric] [Range= 0-98] [Missing=*]		
Statistics [NW/ W]	[Valid=3059 /-] [Invalid=1361 /-]		
Value	Label	Cases	Percentage
0	No, I have never had it	0	
1	Yes	1355	<div></div> 44.3%
2	No	1703	<div></div> 55.7%
3	Yes, but not sure about the exact age	0	
90	I am not sure	0	
93	Prefer not to answer	1	0.0%
95	Not had sex with this partner in the last 4 weeks	0	
97	N/A	0	
98	Don't know	0	
Sysmiss		1361	
Warning: these figures indicate the number of cases found in the data file. They cannot be interpreted as summary statistics of the population of interest.			
# dm_aware_hivtest_prog: Are you aware of the following service / program? Facility based HIV testing			
Information	[Type= discrete] [Format=numeric] [Range= 0-98] [Missing=*]		
Statistics [NW/ W]	[Valid=1699 /-] [Invalid=2721 /-]		
Value	Label	Cases	Percentage
0	No, I have never had it	0	
1	Yes	1540	<div></div> 90.6%
2	No	159	<div></div> 9.4%
3	Yes, but not sure about the exact age	0	
90	I am not sure	0	
93	Prefer not to answer	0	
95	Not had sex with this partner in the last 4 weeks	0	
97	N/A	0	
98	Don't know	0	
Sysmiss		2721	
Warning: these figures indicate the number of cases found in the data file. They cannot be interpreted as summary statistics of the population of interest.			
# dm_partic_hivtest_12mts: Did you participate in this service / program in the last 12 months? Facility ba			
Information	[Type= discrete] [Format=numeric] [Range= 0-98] [Missing=*]		
Statistics [NW/ W]	[Valid=1355 /-] [Invalid=3065 /-]		
Value	Label	Cases	Percentage
0	No, I have never had it	0	
1	Yes	957	<div></div> 70.6%
2	No	398	<div></div> 29.4%
3	Yes, but not sure about the exact age	0	
90	I am not sure	0	
93	Prefer not to answer	0	
95	Not had sex with this partner in the last 4 weeks	0	
97	N/A	0	
98	Don't know	0	
Sysmiss		3065	
Warning: these figures indicate the number of cases found in the data file. They cannot be interpreted as summary statistics of the population of interest.			

# dm_hivtest_wasdreams: Was this a DREAMS service / program? Facility based HIV testing			
Information	[Type= discrete] [Format=numeric] [Range= 0-98] [Missing=*]		
Statistics [NW/ W]	[Valid=957 /-] [Invalid=3463 /-]		
Value	Label	Cases	Percentage
0	No, I have never had it	0	
1	Yes	246	<div><div></div></div> 25.7%
2	No	709	<div><div></div></div> 74.1%
3	Yes, but not sure about the exact age	0	
90	I am not sure	0	
93	Prefer not to answer	0	
95	Not had sex with this partner in the last 4 weeks	0	
97	N/A	0	
98	Don't know	2	<div><div></div></div> 0.2%
Sysmiss		3463	
Warning: these figures indicate the number of cases found in the data file. They cannot be interpreted as summary statistics of the population of interest.			
# dm_org_hivtest_prog: Where / from which organisation was it provided? Facility based HIV testing			
Information	[Type= discrete] [Format=numeric] [Range= 1-98] [Missing=*]		
Statistics [NW/ W]	[Valid=951 /-] [Invalid=3469 /-]		
Value	Label	Cases	Percentage
1	DoH	94	<div><div></div></div> 9.9%
2	Private Doctor	2	<div><div></div></div> 0.2%
3	Pharmacy	1	<div><div></div></div> 0.1%
4	Africa Centre / AHRI	782	<div><div></div></div> 82.2%
5	FHI 360	1	<div><div></div></div> 0.1%
6	Humana People to People South Africa (HPPSA)	2	<div><div></div></div> 0.2%
7	Hope International	0	
8	NACOSA	0	
9	EDI	2	<div><div></div></div> 0.2%
10	Ezibayeni	0	
11	Unyezi	0	
12	Isikondlakondla	1	<div><div></div></div> 0.1%
13	MatCH	0	
14	FPD	0	
15	AFSA	0	
16	TB/HIV Care Association	0	
17	DoE	5	<div><div></div></div> 0.5%
18	Mpilonhle	11	<div><div></div></div> 1.2%
19	Star for Life	0	
96	Other, specify	35	<div><div></div></div> 3.7%
98	Don't know	15	<div><div></div></div> 1.6%
Sysmiss		3469	
Warning: these figures indicate the number of cases found in the data file. They cannot be interpreted as summary statistics of the population of interest.			
# dm_org_hivtest_oth: Please specify details of the other organization. Facility based HIV testing			
Information	[Type= discrete] [Format=character] [Missing=*]		
Statistics [NW/ W]	[Valid=33 /-] [Invalid=0 /-]		

# dm_partic_partest_prog: Did you participate in this service / program? Partner testing			
Information	[Type= discrete] [Format=numeric] [Range= 0-98] [Missing=*]		
Statistics [NW/ W]	[Valid=3061 /-] [Invalid=1359 /-]		
Value	Label	Cases	Percentage
0	No, I have never had it	0	
1	Yes	280	9.1%
2	No	2781	90.9%
3	Yes, but not sure about the exact age	0	
90	I am not sure	0	
93	Prefer not to answer	0	
95	Not had sex with this partner in the last 4 weeks	0	
97	N/A	0	
98	Don't know	0	
Sysmiss		1359	
Warning: these figures indicate the number of cases found in the data file. They cannot be interpreted as summary statistics of the population of interest.			
# dm_aware_partest_prog: Are you aware of the following service / program? Partner testing			
Information	[Type= discrete] [Format=numeric] [Range= 0-98] [Missing=*]		
Statistics [NW/ W]	[Valid=2780 /-] [Invalid=1640 /-]		
Value	Label	Cases	Percentage
0	No, I have never had it	0	
1	Yes	1996	71.8%
2	No	775	27.9%
3	Yes, but not sure about the exact age	0	
90	I am not sure	0	
93	Prefer not to answer	0	
95	Not had sex with this partner in the last 4 weeks	0	
97	N/A	0	
98	Don't know	9	0.3%
Sysmiss		1640	
Warning: these figures indicate the number of cases found in the data file. They cannot be interpreted as summary statistics of the population of interest.			
# dm_partic_partest_12mts: Did you participate in this service / program in the last 12 months? Partner tes			
Information	[Type= discrete] [Format=numeric] [Range= 0-98] [Missing=*]		
Statistics [NW/ W]	[Valid=280 /-] [Invalid=4140 /-]		
Value	Label	Cases	Percentage
0	No, I have never had it	0	
1	Yes	187	66.8%
2	No	93	33.2%
3	Yes, but not sure about the exact age	0	
90	I am not sure	0	
93	Prefer not to answer	0	
95	Not had sex with this partner in the last 4 weeks	0	
97	N/A	0	
98	Don't know	0	
Sysmiss		4140	
Warning: these figures indicate the number of cases found in the data file. They cannot be interpreted as summary statistics of the population of interest.			

# dm_partest_wasdreams: Was this a DREAMS service / program? Partner testing			
Information	[Type= discrete] [Format=numeric] [Range= 0-98] [Missing=*]		
Statistics [NW/ W]	[Valid=187 /-] [Invalid=4233 /-]		
Value	Label	Cases	Percentage
0	No, I have never had it	0	
1	Yes	73	39.0%
2	No	113	60.4%
3	Yes, but not sure about the exact age	0	
90	I am not sure	0	
93	Prefer not to answer	0	
95	Not had sex with this partner in the last 4 weeks	0	
97	N/A	0	
98	Don't know	1	0.5%
Sysmiss		4233	
Warning: these figures indicate the number of cases found in the data file. They cannot be interpreted as summary statistics of the population of interest.			
# dm_org_partest_prog: Where / from which organisation was it provided? Partner testing			
Information	[Type= discrete] [Format=numeric] [Range= 1-98] [Missing=*]		
Statistics [NW/ W]	[Valid=186 /-] [Invalid=4234 /-]		
Value	Label	Cases	Percentage
1	DoH	168	90.3%
2	Private Doctor	7	3.8%
3	Pharmacy	2	1.1%
4	Africa Centre / AHRI	5	2.7%
5	FHI 360	0	
6	Humana People to People South Africa (HPPSA)	1	0.5%
7	Hope International	0	
8	NACOSA	0	
9	EDI	0	
10	Ezibayeni	0	
11	Unyezi	0	
12	Isikondlakondla	0	
13	MatCH	0	
14	FPD	0	
15	AFSA	0	
16	TB/HIV Care Association	0	
17	DoE	0	
18	Mpilonhle	0	
19	Star for Life	0	
96	Other, specify	0	
98	Don't know	3	1.6%
Sysmiss		4234	
Warning: these figures indicate the number of cases found in the data file. They cannot be interpreted as summary statistics of the population of interest.			
# dm_org_partest_oth: Please specify details of the other organization. Partner testing			
Information	[Type= discrete] [Format=character] [Missing=*]		
Statistics [NW/ W]	[Valid=0 /-] [Invalid=0 /-]		

# dm_partic_selftest_prog: Did you participate in this service / program? HIV Self testing			
Information	[Type= discrete] [Format=numeric] [Range= 0-98] [Missing=*]		
Statistics [NW/ W]	[Valid=3062 /-] [Invalid=1358 /-]		
Value	Label	Cases	Percentage
0	No, I have never had it	0	
1	Yes	105	3.4%
2	No	2957	96.6%
3	Yes, but not sure about the exact age	0	
90	I am not sure	0	
93	Prefer not to answer	0	
95	Not had sex with this partner in the last 4 weeks	0	
97	N/A	0	
98	Don't know	0	
Sysmiss		1358	
Warning: these figures indicate the number of cases found in the data file. They cannot be interpreted as summary statistics of the population of interest.			
# dm_aware_selftest_prog: Are you aware of the following service / program? HIV Self testing			
Information	[Type= discrete] [Format=numeric] [Range= 0-98] [Missing=*]		
Statistics [NW/ W]	[Valid=2952 /-] [Invalid=1468 /-]		
Value	Label	Cases	Percentage
0	No, I have never had it	0	
1	Yes	962	32.6%
2	No	1957	66.3%
3	Yes, but not sure about the exact age	0	
90	I am not sure	0	
93	Prefer not to answer	0	
95	Not had sex with this partner in the last 4 weeks	0	
97	N/A	0	
98	Don't know	33	1.1%
Sysmiss		1468	
Warning: these figures indicate the number of cases found in the data file. They cannot be interpreted as summary statistics of the population of interest.			
# dm_partic_selftest_12mts: Did you participate in this service / program in the last 12 months? HIV Self te			
Information	[Type= discrete] [Format=numeric] [Range= 0-98] [Missing=*]		
Statistics [NW/ W]	[Valid=105 /-] [Invalid=4315 /-]		
Value	Label	Cases	Percentage
0	No, I have never had it	0	
1	Yes	94	89.5%
2	No	11	10.5%
3	Yes, but not sure about the exact age	0	
90	I am not sure	0	
93	Prefer not to answer	0	
95	Not had sex with this partner in the last 4 weeks	0	
97	N/A	0	
98	Don't know	0	
Sysmiss		4315	
Warning: these figures indicate the number of cases found in the data file. They cannot be interpreted as summary statistics of the population of interest.			

# dm_selftest_wasdreams: Was this a DREAMS service / program? HIV Self testing			
Information	[Type= discrete] [Format=numeric] [Range= 0-98] [Missing=*]		
Statistics [NW/ W]	[Valid=94 /-] [Invalid=4326 /-]		
Value	Label	Cases	Percentage
0	No, I have never had it	0	
1	Yes	75	79.8%
2	No	19	20.2%
3	Yes, but not sure about the exact age	0	
90	I am not sure	0	
93	Prefer not to answer	0	
95	Not had sex with this partner in the last 4 weeks	0	
97	N/A	0	
98	Don't know	0	
Sysmiss		4326	
Warning: these figures indicate the number of cases found in the data file. They cannot be interpreted as summary statistics of the population of interest.			
# dm_org_selftest_prog: Where / from which organisation was it provided? HIV Self testing			
Information	[Type= discrete] [Format=numeric] [Range= 1-98] [Missing=*]		
Statistics [NW/ W]	[Valid=94 /-] [Invalid=4326 /-]		
Value	Label	Cases	Percentage
1	DoH	62	66.0%
2	Private Doctor	1	1.1%
3	Pharmacy	11	11.7%
4	Africa Centre / AHRI	9	9.6%
5	FHI 360	0	
6	Humana People to People South Africa (HPPSA)	1	1.1%
7	Hope International	0	
8	NACOSA	0	
9	EDI	0	
10	Ezibayeni	0	
11	Unyezi	0	
12	Isikondlakondla	0	
13	MatCH	0	
14	FPD	0	
15	AFSA	0	
16	TB/HIV Care Association	0	
17	DoE	2	2.1%
18	Mpilonhle	0	
19	Star for Life	0	
96	Other, specify	7	7.4%
98	Don't know	1	1.1%
Sysmiss		4326	
Warning: these figures indicate the number of cases found in the data file. They cannot be interpreted as summary statistics of the population of interest.			
# dm_org_selftest_oth: Please specify details of the other organization. HIV Self testing			
Information	[Type= discrete] [Format=character] [Missing=*]		
Statistics [NW/ W]	[Valid=4 /-]		

# dm_partic_maletest_prog: Did you participate in this service / program? Services/programs for males - Twi			
Information	[Type= discrete] [Format=numeric] [Range= 0-98] [Missing=*]		
Statistics [NW/ W]	[Valid=2483 /-] [Invalid=1937 /-]		
Value	Label	Cases	Percentage
0	No, I have never had it	0	
1	Yes	59	<div><div></div></div> 2.4%
2	No	2424	<div><div></div></div> 97.6%
3	Yes, but not sure about the exact age	0	
90	I am not sure	0	
93	Prefer not to answer	0	
95	Not had sex with this partner in the last 4 weeks	0	
97	N/A	0	
98	Don't know	0	
Sysmiss		1937	
Warning: these figures indicate the number of cases found in the data file. They cannot be interpreted as summary statistics of the population of interest.			
# dm_aware_maletest_prog: Are you aware of the following service / program? Services/programs for males -			
Information	[Type= discrete] [Format=numeric] [Range= 0-98] [Missing=*]		
Statistics [NW/ W]	[Valid=2423 /-] [Invalid=1997 /-]		
Value	Label	Cases	Percentage
0	No, I have never had it	0	
1	Yes	492	<div><div></div></div> 20.3%
2	No	1861	<div><div></div></div> 76.8%
3	Yes, but not sure about the exact age	0	
90	I am not sure	0	
93	Prefer not to answer	0	
95	Not had sex with this partner in the last 4 weeks	0	
97	N/A	0	
98	Don't know	70	<div><div></div></div> 2.9%
Sysmiss		1997	
Warning: these figures indicate the number of cases found in the data file. They cannot be interpreted as summary statistics of the population of interest.			

# dm_partic_maletest_12mts: Did you participate in this service / program in the last 12 months? Services/pr			
Information	[Type= discrete] [Format=numeric] [Range= 0-98] [Missing=*]		
Statistics [NW/ W]	[Valid=59 /-] [Invalid=4361 /-]		
Value	Label	Cases	Percentage
0	No, I have never had it	0	
1	Yes	39	<div><div></div></div> 66.1%
2	No	20	<div><div></div></div> 33.9%
3	Yes, but not sure about the exact age	0	
90	I am not sure	0	
93	Prefer not to answer	0	
95	Not had sex with this partner in the last 4 weeks	0	
97	N/A	0	
98	Don't know	0	
Sysmiss		4361	
Warning: these figures indicate the number of cases found in the data file. They cannot be interpreted as summary statistics of the population of interest.			
# dm_maletest_wasdreams: Was this a DREAMS service / program? Services/programs for males - Twilight HIV			
Information	[Type= discrete] [Format=numeric] [Range= 0-98] [Missing=*]		
Statistics [NW/ W]	[Valid=40 /-] [Invalid=4380 /-]		
Value	Label	Cases	Percentage
0	No, I have never had it	0	
1	Yes	14	<div><div></div></div> 35.0%
2	No	22	<div><div></div></div> 55.0%
3	Yes, but not sure about the exact age	0	
90	I am not sure	0	
93	Prefer not to answer	0	
95	Not had sex with this partner in the last 4 weeks	0	
97	N/A	0	
98	Don't know	4	<div><div></div></div> 10.0%
Sysmiss		4380	
Warning: these figures indicate the number of cases found in the data file. They cannot be interpreted as summary statistics of the population of interest.			
# dm_org_maletest_prog: Where / from which organisation was it provided? Services/programs for males - T			
Information	[Type= discrete] [Format=numeric] [Range= 1-98] [Missing=*]		
Statistics [NW/ W]	[Valid=35 /-] [Invalid=4385 /-]		
Value	Label	Cases	Percentage
1	DoH	6	<div><div></div></div> 17.1%
2	Private Doctor	1	<div><div></div></div> 2.9%
3	Pharmacy	0	
4	Africa Centre / AHRI	3	<div><div></div></div> 8.6%
5	FHI 360	0	
6	Humana People to People South Africa (HPPSA)	0	
7	Hope International	0	
8	NACOSA	0	
9	EDI	0	
10	Ezibayeni	0	
11	Unyezi	0	

# dm_org_maletest_prog: Where / from which organisation was it provided? Services/programs for males - T			
Value	Label	Cases	Percentage
12	Isikondlakondla	0	
13	MatCH	0	
14	FPD	0	
15	AFSA	0	
16	TB/HIV Care Association	0	
17	DoE	1	<div><div></div></div> 2.9%
18	Mpilonhle	1	<div><div></div></div> 2.9%
19	Star for Life	0	
96	Other, specify	16	<div><div></div></div> 45.7%
98	Don't know	7	<div><div></div></div> 20.0%
Sysmiss		4385	
Warning: these figures indicate the number of cases found in the data file. They cannot be interpreted as summary statistics of the population of interest.			
# dm_org_maletest_oth: Please specify details of the other organization. Services/programs for males -			
Information	[Type= discrete] [Format=character] [Missing=*]		
Statistics [NW/ W]	[Valid=15 /-] [Invalid=0 /-]		
# dm_partic_malecircum_prog: Did you participate in this service / program? Male circumcision (voluntary medi			
Information	[Type= discrete] [Format=numeric] [Range= 0-98] [Missing=*]		
Statistics [NW/ W]	[Valid=2481 /-] [Invalid=1939 /-]		
Value	Label	Cases	Percentage
0	No, I have never had it	0	
1	Yes	1416	<div><div></div></div> 57.1%
2	No	1065	<div><div></div></div> 42.9%
3	Yes, but not sure about the exact age	0	
90	I am not sure	0	
93	Prefer not to answer	0	
95	Not had sex with this partner in the last 4 weeks	0	
97	N/A	0	
98	Don't know	0	
Sysmiss		1939	
Warning: these figures indicate the number of cases found in the data file. They cannot be interpreted as summary statistics of the population of interest.			
# dm_aware_malecircum_prog: Are you aware of the following service / program? Male circumcision (voluntary m			
Information	[Type= discrete] [Format=numeric] [Range= 0-98] [Missing=*]		
Statistics [NW/ W]	[Valid=1067 /-] [Invalid=3353 /-]		
Value	Label	Cases	Percentage
0	No, I have never had it	0	
1	Yes	1035	<div><div></div></div> 97.0%
2	No	32	<div><div></div></div> 3.0%
3	Yes, but not sure about the exact age	0	
90	I am not sure	0	
93	Prefer not to answer	0	
95	Not had sex with this partner in the last 4 weeks	0	
97	N/A	0	
98	Don't know	0	

# dm_aware_malecircum_prog: Are you aware of the following service / program? Male circumcision (voluntary m			
Value	Label	Cases	Percentage
Sysmiss		3353	
Warning: these figures indicate the number of cases found in the data file. They cannot be interpreted as summary statistics of the population of interest.			
# dm_partic_malecircum_12mts: Did you participate in this service / program in the last 12 months? Male circum			
Information	[Type= discrete] [Format=numeric] [Range= 0-98] [Missing=*]		
Statistics [NW/ W]	[Valid=1414 /-] [Invalid=3006 /-]		
Value	Label	Cases	Percentage
0	No, I have never had it	0	
1	Yes	642	<div><div></div></div> 45.4%
2	No	772	<div><div></div></div> 54.6%
3	Yes, but not sure about the exact age	0	
90	I am not sure	0	
93	Prefer not to answer	0	
95	Not had sex with this partner in the last 4 weeks	0	
97	N/A	0	
98	Don't know	0	
Sysmiss		3006	
Warning: these figures indicate the number of cases found in the data file. They cannot be interpreted as summary statistics of the population of interest.			
# dm_malecircum_wasdreams: Was this a DREAMS service / program? Male circumcision (voluntary medical circum			
Information	[Type= discrete] [Format=numeric] [Range= 0-98] [Missing=*]		
Statistics [NW/ W]	[Valid=642 /-] [Invalid=3778 /-]		
Value	Label	Cases	Percentage
0	No, I have never had it	0	
1	Yes	319	<div><div></div></div> 49.7%
2	No	319	<div><div></div></div> 49.7%
3	Yes, but not sure about the exact age	0	
90	I am not sure	0	
93	Prefer not to answer	0	
95	Not had sex with this partner in the last 4 weeks	0	
97	N/A	0	
98	Don't know	4	<div><div></div></div> 0.6%
Sysmiss		3778	
Warning: these figures indicate the number of cases found in the data file. They cannot be interpreted as summary statistics of the population of interest.			
# dm_org_malecircum_prog: Where / from which organisation was it provided? Male circumcision (voluntary me			
Information	[Type= discrete] [Format=numeric] [Range= 1-98] [Missing=*]		
Statistics [NW/ W]	[Valid=637 /-] [Invalid=3783 /-]		
Value	Label	Cases	Percentage
1	DoH	463	<div><div></div></div> 72.7%
2	Private Doctor	11	<div><div></div></div> 1.7%
3	Pharmacy	0	
4	Africa Centre / AHRI	8	<div><div></div></div> 1.3%
5	FHI 360	0	
6	Humana People to People South Africa (HPPSA)	0	
7	Hope International	0	

# dm_org_malecircum_prog: Where / from which organisation was it provided? Male circumcision (voluntary me			
Value	Label	Cases	Percentage
8	NACOSA	0	
9	EDI	0	
10	Ezibayeni	0	
11	Unyezi	0	
12	Isikondlakondla	0	
13	MatCH	0	
14	FPD	0	
15	AFSA	0	
16	TB/HIV Care Association	0	
17	DoE	76	<div></div> 11.9%
18	Mpilonhle	2	<div></div> 0.3%
19	Star for Life	1	<div></div> 0.2%
96	Other, specify	65	<div></div> 10.2%
98	Don't know	11	<div></div> 1.7%
Sysmiss		3783	
Warning: these figures indicate the number of cases found in the data file. They cannot be interpreted as summary statistics of the population of interest.			
# dm_org_malecircum_oth: Please specify details of the other organization. Male circumcision (voluntary m			
Information	[Type= discrete] [Format=character] [Missing=*]		
Statistics [NW/ W]	[Valid=62 /-] [Invalid=0 /-]		
# dm_partic_condprov_prog: Did you participate in this service / program? Condom provision			
Information	[Type= discrete] [Format=numeric] [Range= 0-98] [Missing=*]		
Statistics [NW/ W]	[Valid=3059 /-] [Invalid=1361 /-]		
Value	Label	Cases	Percentage
0	No, I have never had it	0	
1	Yes	1359	<div></div> 44.4%
2	No	1699	<div></div> 55.5%
3	Yes, but not sure about the exact age	0	
90	I am not sure	0	
93	Prefer not to answer	1	<div></div> 0.0%
95	Not had sex with this partner in the last 4 weeks	0	
97	N/A	0	
98	Don't know	0	
Sysmiss		1361	
Warning: these figures indicate the number of cases found in the data file. They cannot be interpreted as summary statistics of the population of interest.			
# dm_aware_condprov_prog: Are you aware of the following service / program? Condom provision			
Information	[Type= discrete] [Format=numeric] [Range= 0-98] [Missing=*]		
Statistics [NW/ W]	[Valid=1693 /-] [Invalid=2727 /-]		
Value	Label	Cases	Percentage
0	No, I have never had it	0	
1	Yes	1382	<div></div> 81.6%
2	No	311	<div></div> 18.4%
3	Yes, but not sure about the exact age	0	
90	I am not sure	0	

# dm_aware_condprov_prog: Are you aware of the following service / program? Condom provision			
Value	Label	Cases	Percentage
93	Prefer not to answer	0	
95	Not had sex with this partner in the last 4 weeks	0	
97	N/A	0	
98	Don't know	0	
Sysmiss		2727	
Warning: these figures indicate the number of cases found in the data file. They cannot be interpreted as summary statistics of the population of interest.			
# dm_partic_condprov_12mts: Did you participate in this service / program in the last 12 months? Condom prov			
Information	[Type= discrete] [Format=numeric] [Range= 0-98] [Missing=*]		
Statistics [NW/ W]	[Valid=1359 /-] [Invalid=3061 /-]		
Value	Label	Cases	Percentage
0	No, I have never had it	0	
1	Yes	1107	<div><div></div></div> 81.5%
2	No	252	<div><div></div></div> 18.5%
3	Yes, but not sure about the exact age	0	
90	I am not sure	0	
93	Prefer not to answer	0	
95	Not had sex with this partner in the last 4 weeks	0	
97	N/A	0	
98	Don't know	0	
Sysmiss		3061	
Warning: these figures indicate the number of cases found in the data file. They cannot be interpreted as summary statistics of the population of interest.			
# dm_condprov_wasdreams: Was this a DREAMS service / program? Condom provision			
Information	[Type= discrete] [Format=numeric] [Range= 0-98] [Missing=*]		
Statistics [NW/ W]	[Valid=1108 /-] [Invalid=3312 /-]		
Value	Label	Cases	Percentage
0	No, I have never had it	0	
1	Yes	278	<div><div></div></div> 25.1%
2	No	826	<div><div></div></div> 74.5%
3	Yes, but not sure about the exact age	0	
90	I am not sure	0	
93	Prefer not to answer	0	
95	Not had sex with this partner in the last 4 weeks	0	
97	N/A	0	
98	Don't know	4	<div><div></div></div> 0.4%
Sysmiss		3312	
Warning: these figures indicate the number of cases found in the data file. They cannot be interpreted as summary statistics of the population of interest.			
# dm_org_condprov_prog: Where / from which organisation was it provided? Condom provision			
Information	[Type= discrete] [Format=numeric] [Range= 1-98] [Missing=*]		
Statistics [NW/ W]	[Valid=1101 /-] [Invalid=3319 /-]		
Value	Label	Cases	Percentage
1	DoH	778	<div><div></div></div> 70.7%
2	Private Doctor	3	<div><div></div></div> 0.3%
3	Pharmacy	64	<div><div></div></div> 5.8%

# dm_org_condprov_prog: Where / from which organisation was it provided? Condom provision			
Value	Label	Cases	Percentage
4	Africa Centre / AHRI	9	<div><div></div></div> 0.8%
5	FHI 360	0	
6	Humana People to People South Africa (HPPSA)	1	0.1%
7	Hope International	0	
8	NACOSA	0	
9	EDI	2	0.2%
10	Ezibayeni	0	
11	Unyezi	0	
12	Isikondlakondla	0	
13	MatCH	8	<div><div></div></div> 0.7%
14	FPD	0	
15	AFSA	0	
16	TB/HIV Care Association	0	
17	DoE	26	<div><div></div></div> 2.4%
18	Mpilonhle	0	
19	Star for Life	1	0.1%
96	Other, specify	176	<div><div></div></div> 16.0%
98	Don't know	33	<div><div></div></div> 3.0%
Sysmiss		3319	
Warning: these figures indicate the number of cases found in the data file. They cannot be interpreted as summary statistics of the population of interest.			
# dm_org_condprov_oth: Please specify details of the other organization. Condom provision			
Information	[Type= discrete] [Format=character] [Missing=*]		
Statistics [NW/ W]	[Valid=170 /-] [Invalid=0 /-]		
# dm_partic_democond_prog: Did you participate in this service / program? Condom promotion / demonstration			
Information	[Type= discrete] [Format=numeric] [Range= 0-98] [Missing=*]		
Statistics [NW/ W]	[Valid=3060 /-] [Invalid=1360 /-]		
Value	Label	Cases	Percentage
0	No, I have never had it	0	
1	Yes	881	<div><div></div></div> 28.8%
2	No	2178	<div><div></div></div> 71.2%
3	Yes, but not sure about the exact age	0	
90	I am not sure	0	
93	Prefer not to answer	1	0.0%
95	Not had sex with this partner in the last 4 weeks	0	
97	N/A	0	
98	Don't know	0	
Sysmiss		1360	
Warning: these figures indicate the number of cases found in the data file. They cannot be interpreted as summary statistics of the population of interest.			
# dm_aware_democond_prog: Are you aware of the following service / program? Condom promotion / demonstrati			
Information	[Type= discrete] [Format=numeric] [Range= 0-98] [Missing=*]		
Statistics [NW/ W]	[Valid=2175 /-] [Invalid=2245 /-]		
Value	Label	Cases	Percentage
0	No, I have never had it	0	

# dm_aware_democond_prog: Are you aware of the following service / program? Condom promotion / demonstrati			
Value	Label	Cases	Percentage
1	Yes	1351	<div><div></div></div> 62.1%
2	No	797	<div><div></div></div> 36.6%
3	Yes, but not sure about the exact age	0	
90	I am not sure	0	
93	Prefer not to answer	0	
95	Not had sex with this partner in the last 4 weeks	0	
97	N/A	0	
98	Don't know	27	<div><div></div></div> 1.2%
Sysmiss		2245	
Warning: these figures indicate the number of cases found in the data file. They cannot be interpreted as summary statistics of the population of interest.			
# dm_partic_democond_12mts: Did you participate in this service / program in the last 12 months? Condom prom			
Information	[Type= discrete] [Format=numeric] [Range= 0-98] [Missing=*]		
Statistics [NW/ W]	[Valid=882 /-] [Invalid=3538 /-]		
Value	Label	Cases	Percentage
0	No, I have never had it	0	
1	Yes	556	<div><div></div></div> 63.0%
2	No	326	<div><div></div></div> 37.0%
3	Yes, but not sure about the exact age	0	
90	I am not sure	0	
93	Prefer not to answer	0	
95	Not had sex with this partner in the last 4 weeks	0	
97	N/A	0	
98	Don't know	0	
Sysmiss		3538	
Warning: these figures indicate the number of cases found in the data file. They cannot be interpreted as summary statistics of the population of interest.			
# dm_democond_wasdreams: Was this a DREAMS service / program? Condom promotion / demonstration			
Information	[Type= discrete] [Format=numeric] [Range= 0-98] [Missing=*]		
Statistics [NW/ W]	[Valid=557 /-] [Invalid=3863 /-]		
Value	Label	Cases	Percentage
0	No, I have never had it	0	
1	Yes	202	<div><div></div></div> 36.3%
2	No	347	<div><div></div></div> 62.3%
3	Yes, but not sure about the exact age	0	
90	I am not sure	0	
93	Prefer not to answer	0	
95	Not had sex with this partner in the last 4 weeks	0	
97	N/A	0	
98	Don't know	8	<div><div></div></div> 1.4%
Sysmiss		3863	
Warning: these figures indicate the number of cases found in the data file. They cannot be interpreted as summary statistics of the population of interest.			
# dm_org_democond_prog: Where / from which organisation was it provided? Condom promotion / demonstratio			
Information	[Type= discrete] [Format=numeric] [Range= 1-98] [Missing=*]		
Statistics [NW/ W]	[Valid=550 /-] [Invalid=3870 /-]		

dm_org_democond_prog: Where / from which organisation was it provided? Condom promotion / demonstratio

Value	Label	Cases	Percentage
1	DoH	386	70.2%
2	Private Doctor	0	
3	Pharmacy	5	0.9%
4	Africa Centre / AHRI	14	2.5%
5	FHI 360	0	
6	Humana People to People South Africa (HPPSA)	1	0.2%
7	Hope International	0	
8	NACOSA	0	
9	EDI	3	0.5%
10	Ezibayeni	0	
11	Unyezi	0	
12	Isikondlakondla	1	0.2%
13	MatCH	0	
14	FPD	0	
15	AFSA	0	
16	TB/HIV Care Association	0	
17	DoE	91	16.5%
18	Mpilonhle	10	1.8%
19	Star for Life	6	1.1%
96	Other, specify	19	3.5%
98	Don't know	14	2.5%
Sysmiss		3870	

Warning: these figures indicate the number of cases found in the data file. They cannot be interpreted as summary statistics of the population of interest.

dm_org_democond_oth: Please specify details of the other organization. Condom promotion / demonstrati

Information	[Type= discrete] [Format=character] [Missing=*]
Statistics [NW/ W]	[Valid=16 /-] [Invalid=0 /-]

dm_partic_adolfriend_prog: Did you participate in this service / program? Adolescent friendly services

Information	[Type= discrete] [Format=numeric] [Range= 0-98] [Missing=*]
Statistics [NW/ W]	[Valid=3061 /-] [Invalid=1359 /-]

Value	Label	Cases	Percentage
0	No, I have never had it	0	
1	Yes	362	11.8%
2	No	2699	88.2%
3	Yes, but not sure about the exact age	0	
90	I am not sure	0	
93	Prefer not to answer	0	
95	Not had sex with this partner in the last 4 weeks	0	
97	N/A	0	
98	Don't know	0	
Sysmiss		1359	

Warning: these figures indicate the number of cases found in the data file. They cannot be interpreted as summary statistics of the population of interest.

dm_aware_adolfriend_prog: Are you aware of the following service / program? Adolescent friendly services

Information	[Type= discrete] [Format=numeric] [Range= 0-98] [Missing=*]
-------------	---

# dm_aware_adolfriend_prog: Are you aware of the following service / program? Adolescent friendly services			
Statistics [NW/ W]		[Valid=2692 /-] [Invalid=1728 /-]	
Value	Label	Cases	Percentage
0	No, I have never had it	0	
1	Yes	1404	<div></div> 52.2%
2	No	1276	<div></div> 47.4%
3	Yes, but not sure about the exact age	0	
90	I am not sure	0	
93	Prefer not to answer	0	
95	Not had sex with this partner in the last 4 weeks	0	
97	N/A	0	
98	Don't know	12	<div></div> 0.4%
Sysmiss		1728	
Warning: these figures indicate the number of cases found in the data file. They cannot be interpreted as summary statistics of the population of interest.			
# dm_partic_adolfriend_12mts: Did you participate in this service / program in the last 12 months? Adolescent			
Information		[Type= discrete] [Format=numeric] [Range= 0-98] [Missing=*]	
Statistics [NW/ W]		[Valid=361 /-] [Invalid=4059 /-]	
Value	Label	Cases	Percentage
0	No, I have never had it	0	
1	Yes	243	<div></div> 67.3%
2	No	118	<div></div> 32.7%
3	Yes, but not sure about the exact age	0	
90	I am not sure	0	
93	Prefer not to answer	0	
95	Not had sex with this partner in the last 4 weeks	0	
97	N/A	0	
98	Don't know	0	
Sysmiss		4059	
Warning: these figures indicate the number of cases found in the data file. They cannot be interpreted as summary statistics of the population of interest.			
# dm_adolfriend_wasdreams: Was this a DREAMS service / program? Adolescent friendly services			
Information		[Type= discrete] [Format=numeric] [Range= 0-98] [Missing=*]	
Statistics [NW/ W]		[Valid=243 /-] [Invalid=4177 /-]	
Value	Label	Cases	Percentage
0	No, I have never had it	0	
1	Yes	170	<div></div> 70.0%
2	No	73	<div></div> 30.0%
3	Yes, but not sure about the exact age	0	
90	I am not sure	0	
93	Prefer not to answer	0	
95	Not had sex with this partner in the last 4 weeks	0	
97	N/A	0	
98	Don't know	0	
Sysmiss		4177	
Warning: these figures indicate the number of cases found in the data file. They cannot be interpreted as summary statistics of the population of interest.			

# dm_org_adolfriend_prog: Where / from which organisation was it provided? Adolescent friendly services			
Information	[Type= discrete] [Format=numeric] [Range= 1-98] [Missing=*]		
Statistics [NW/ W]	[Valid=243 /-] [Invalid=4177 /-]		
Value	Label	Cases	Percentage
1	DoH	182	<div></div> 74.9%
2	Private Doctor	1	<div></div> 0.4%
3	Pharmacy	0	
4	Africa Centre / AHRI	0	
5	FHI 360	0	
6	Humana People to People South Africa (HPPSA)	0	
7	Hope International	0	
8	NACOSA	0	
9	EDI	0	
10	Ezibayeni	0	
11	Unyezi	0	
12	Isikondlakondla	0	
13	MatCH	0	
14	FPD	0	
15	AFSA	0	
16	TB/HIV Care Association	0	
17	DoE	56	<div></div> 23.0%
18	Mpilonhle	0	
19	Star for Life	0	
96	Other, specify	2	<div></div> 0.8%
98	Don't know	2	<div></div> 0.8%
Sysmiss		4177	
Warning: these figures indicate the number of cases found in the data file. They cannot be interpreted as summary statistics of the population of interest.			
# dm_org_adolfriend_oth: Please specify details of the other organization. Adolescent friendly services			
Information	[Type= discrete] [Format=character] [Missing=*]		
Statistics [NW/ W]	[Valid=2 /-] [Invalid=0 /-]		
# dm_partic_counsl_prov_prog: Did you participate in this service / program? Contraception / family planning			
Information	[Type= discrete] [Format=numeric] [Range= 0-98] [Missing=*]		
Statistics [NW/ W]	[Valid=3060 /-] [Invalid=1360 /-]		
Value	Label	Cases	Percentage
0	No, I have never had it	0	
1	Yes	811	<div></div> 26.5%
2	No	2248	<div></div> 73.5%
3	Yes, but not sure about the exact age	0	
90	I am not sure	0	
93	Prefer not to answer	1	<div></div> 0.0%
95	Not had sex with this partner in the last 4 weeks	0	
97	N/A	0	
98	Don't know	0	
Sysmiss		1360	
Warning: these figures indicate the number of cases found in the data file. They cannot be interpreted as summary statistics of the population of interest.			

# dm_aware_counsl_prov_prog: Are you aware of the following service / program? Counselling and provision of c			
Information	[Type= discrete] [Format=numeric] [Range= 0-98] [Missing=*]		
Statistics [NW/ W]	[Valid=2246 /-] [Invalid=2174 /-]		
Value	Label	Cases	Percentage
0	No, I have never had it	0	
1	Yes	1529	68.1%
2	No	705	31.4%
3	Yes, but not sure about the exact age	0	
90	I am not sure	0	
93	Prefer not to answer	0	
95	Not had sex with this partner in the last 4 weeks	0	
97	N/A	0	
98	Don't know	12	0.5%
Sysmiss		2174	
Warning: these figures indicate the number of cases found in the data file. They cannot be interpreted as summary statistics of the population of interest.			
# dm_partic_counsl_prv_12mts: Did you participate in this service / program in the last 12 months? Contracepti			
Information	[Type= discrete] [Format=numeric] [Range= 0-98] [Missing=*]		
Statistics [NW/ W]	[Valid=811 /-] [Invalid=3609 /-]		
Value	Label	Cases	Percentage
0	No, I have never had it	0	
1	Yes	622	76.7%
2	No	189	23.3%
3	Yes, but not sure about the exact age	0	
90	I am not sure	0	
93	Prefer not to answer	0	
95	Not had sex with this partner in the last 4 weeks	0	
97	N/A	0	
98	Don't know	0	
Sysmiss		3609	
Warning: these figures indicate the number of cases found in the data file. They cannot be interpreted as summary statistics of the population of interest.			
# dm_counsl_prov_wasdreams: Was this a DREAMS service / program? Contraception / family planning			
Information	[Type= discrete] [Format=numeric] [Range= 0-98] [Missing=*]		
Statistics [NW/ W]	[Valid=623 /-] [Invalid=3797 /-]		
Value	Label	Cases	Percentage
0	No, I have never had it	0	
1	Yes	138	22.2%
2	No	485	77.8%
3	Yes, but not sure about the exact age	0	
90	I am not sure	0	
93	Prefer not to answer	0	
95	Not had sex with this partner in the last 4 weeks	0	
97	N/A	0	
98	Don't know	0	
Sysmiss		3797	
Warning: these figures indicate the number of cases found in the data file. They cannot be interpreted as summary statistics of the population of interest.			

# dm_org_counsl_prov_prog: Where / from which organisation was it provided? Contraception / family planning			
Information	[Type= discrete] [Format=numeric] [Range= 1-98] [Missing=*]		
Statistics [NW/ W]	[Valid=622 /-] [Invalid=3798 /-]		
Value	Label	Cases	Percentage
1	DoH	542	<div></div> 87.1%
2	Private Doctor	3	<div></div> 0.5%
3	Pharmacy	38	<div></div> 6.1%
4	Africa Centre / AHRI	3	<div></div> 0.5%
5	FHI 360	0	
6	Humana People to People South Africa (HPPSA)	0	
7	Hope International	0	
8	NACOSA	0	
9	EDI	0	
10	Ezibayeni	0	
11	Unyezi	0	
12	Isikondlakondla	0	
13	MatCH	0	
14	FPD	0	
15	AFSA	0	
16	TB/HIV Care Association	0	
17	DoE	19	<div></div> 3.1%
18	Mpilonhle	0	
19	Star for Life	1	<div></div> 0.2%
96	Other, specify	16	<div></div> 2.6%
98	Don't know	0	
Sysmiss		3798	
Warning: these figures indicate the number of cases found in the data file. They cannot be interpreted as summary statistics of the population of interest.			
# dm_org_counsl_prov_oth: Please specify details of the other organization. Contraception / family plannin			
Information	[Type= discrete] [Format=character] [Missing=*]		
Statistics [NW/ W]	[Valid=14 /-] [Invalid=0 /-]		
# dm_partic_stiserv_prog: Did you participate in this service / program? STI screening and treatment			
Information	[Type= discrete] [Format=numeric] [Range= 0-98] [Missing=*]		
Statistics [NW/ W]	[Valid=3063 /-] [Invalid=1357 /-]		
Value	Label	Cases	Percentage
0	No, I have never had it	0	
1	Yes	329	<div></div> 10.7%
2	No	2734	<div></div> 89.3%
3	Yes, but not sure about the exact age	0	
90	I am not sure	0	
93	Prefer not to answer	0	
95	Not had sex with this partner in the last 4 weeks	0	
97	N/A	0	
98	Don't know	0	
Sysmiss		1357	
Warning: these figures indicate the number of cases found in the data file. They cannot be interpreted as summary statistics of the population of interest.			

# dm_aware_stiserv_prog: Are you aware of the following service / program? STI screening and treatment			
Information	[Type= discrete] [Format=numeric] [Range= 0-98] [Missing=*]		
Statistics [NW/ W]	[Valid=2728 /-] [Invalid=1692 /-]		
Value	Label	Cases	Percentage
0	No, I have never had it	0	
1	Yes	1848	67.7%
2	No	879	32.2%
3	Yes, but not sure about the exact age	0	
90	I am not sure	0	
93	Prefer not to answer	0	
95	Not had sex with this partner in the last 4 weeks	0	
97	N/A	0	
98	Don't know	1	0.0%
Sysmiss		1692	
Warning: these figures indicate the number of cases found in the data file. They cannot be interpreted as summary statistics of the population of interest.			
# dm_partic_stiserv_12mts: Did you participate in this service / program in the last 12 months? STI screeni			
Information	[Type= discrete] [Format=numeric] [Range= 0-98] [Missing=*]		
Statistics [NW/ W]	[Valid=329 /-] [Invalid=4091 /-]		
Value	Label	Cases	Percentage
0	No, I have never had it	0	
1	Yes	205	62.3%
2	No	124	37.7%
3	Yes, but not sure about the exact age	0	
90	I am not sure	0	
93	Prefer not to answer	0	
95	Not had sex with this partner in the last 4 weeks	0	
97	N/A	0	
98	Don't know	0	
Sysmiss		4091	
Warning: these figures indicate the number of cases found in the data file. They cannot be interpreted as summary statistics of the population of interest.			
# dm_stiserv_wasdreams: Was this a DREAMS service / program? STI screening and treatment			
Information	[Type= discrete] [Format=numeric] [Range= 0-98] [Missing=*]		
Statistics [NW/ W]	[Valid=205 /-] [Invalid=4215 /-]		
Value	Label	Cases	Percentage
0	No, I have never had it	0	
1	Yes	112	54.6%
2	No	93	45.4%
3	Yes, but not sure about the exact age	0	
90	I am not sure	0	
93	Prefer not to answer	0	
95	Not had sex with this partner in the last 4 weeks	0	
97	N/A	0	
98	Don't know	0	
Sysmiss		4215	
Warning: these figures indicate the number of cases found in the data file. They cannot be interpreted as summary statistics of the population of interest.			

# dm_org_stiserv_prog: Where / from which organisation was it provided? STI screening and treatment			
Information		[Type= discrete] [Format=numeric] [Range= 1-98] [Missing=*]	
Statistics [NW/ W]		[Valid=205 -/] [Invalid=4215 -/]	
Value	Label	Cases	Percentage
1	DoH	178	<div><div></div></div> 86.8%
2	Private Doctor	9	<div><div></div></div> 4.4%
3	Pharmacy	1	0.5%
4	Africa Centre / AHRI	5	<div><div></div></div> 2.4%
5	FHI 360	0	
6	Humana People to People South Africa (HPPSA)	1	0.5%
7	Hope International	0	
8	NACOSA	0	
9	EDI	0	
10	Ezibayeni	0	
11	Unyezi	0	
12	Isikondlakondla	0	
13	MatCH	0	
14	FPD	0	
15	AFSA	0	
16	TB/HIV Care Association	0	
17	DoE	11	<div><div></div></div> 5.4%
18	Mpilonhle	0	
19	Star for Life	0	
96	Other, specify	0	
98	Don't know	0	
Sysmiss		4215	
Warning: these figures indicate the number of cases found in the data file. They cannot be interpreted as summary statistics of the population of interest.			
# dm_org_stiserv_oth: Please specify details of the other organization. STI screening and treatment			
Information		[Type= discrete] [Format=character] [Missing=*]	
Statistics [NW/ W]		[Valid=0 -/] [Invalid=0 -/]	
# dm_partic_pepserv_prog: Did you participate in this service / program? Linkage into ART			
Information		[Type= discrete] [Format=numeric] [Range= 0-98] [Missing=*]	
Statistics [NW/ W]		[Valid=3061 -/] [Invalid=1359 -/]	
Value	Label	Cases	Percentage
0	No, I have never had it	0	
1	Yes	145	<div><div></div></div> 4.7%
2	No	2916	<div><div></div></div> 95.3%
3	Yes, but not sure about the exact age	0	
90	I am not sure	0	
93	Prefer not to answer	0	
95	Not had sex with this partner in the last 4 weeks	0	
97	N/A	0	
98	Don't know	0	
Sysmiss		1359	
Warning: these figures indicate the number of cases found in the data file. They cannot be interpreted as summary statistics of the population of interest.			

# dm_aware_pepserv_prog: Are you aware of the following service / program? Linkage into ART			
Information	[Type= discrete] [Format=numeric] [Range= 0-98] [Missing=*]		
Statistics [NW/ W]	[Valid=2911 /-] [Invalid=1509 /-]		
Value	Label	Cases	Percentage
0	No, I have never had it	0	
1	Yes	742	<div><div></div></div> 25.5%
2	No	2124	<div><div></div></div> 73.0%
3	Yes, but not sure about the exact age	0	
90	I am not sure	0	
93	Prefer not to answer	1	<div><div></div></div> 0.0%
95	Not had sex with this partner in the last 4 weeks	0	
97	N/A	0	
98	Don't know	44	<div><div></div></div> 1.5%
Sysmiss		1509	
Warning: these figures indicate the number of cases found in the data file. They cannot be interpreted as summary statistics of the population of interest.			
# dm_partic_pepserv_12mts: Did you participate in this service / program in the last 12 months? Linkage int			
Information	[Type= discrete] [Format=numeric] [Range= 0-98] [Missing=*]		
Statistics [NW/ W]	[Valid=145 /-] [Invalid=4275 /-]		
Value	Label	Cases	Percentage
0	No, I have never had it	0	
1	Yes	117	<div><div></div></div> 80.7%
2	No	28	<div><div></div></div> 19.3%
3	Yes, but not sure about the exact age	0	
90	I am not sure	0	
93	Prefer not to answer	0	
95	Not had sex with this partner in the last 4 weeks	0	
97	N/A	0	
98	Don't know	0	
Sysmiss		4275	
Warning: these figures indicate the number of cases found in the data file. They cannot be interpreted as summary statistics of the population of interest.			
# dm_pepserv_wasdreams: Was this a DREAMS service / program? Linkage into ART			
Information	[Type= discrete] [Format=numeric] [Range= 0-98] [Missing=*]		
Statistics [NW/ W]	[Valid=117 /-] [Invalid=4303 /-]		
Value	Label	Cases	Percentage
0	No, I have never had it	0	
1	Yes	108	<div><div></div></div> 92.3%
2	No	9	<div><div></div></div> 7.7%
3	Yes, but not sure about the exact age	0	
90	I am not sure	0	
93	Prefer not to answer	0	
95	Not had sex with this partner in the last 4 weeks	0	
97	N/A	0	
98	Don't know	0	
Sysmiss		4303	
Warning: these figures indicate the number of cases found in the data file. They cannot be interpreted as summary statistics of the population of interest.			

# dm_org_pepserv_prog: Where / from which organisation was it provided? Linkage into ART			
Information		[Type= discrete] [Format=numeric] [Range= 1-98] [Missing=*]	
Statistics [NW/ W]		[Valid=117 /-] [Invalid=4303 /-]	
Value	Label	Cases	Percentage
1	DoH	74	<div></div> 63.2%
2	Private Doctor	0	
3	Pharmacy	0	
4	Africa Centre / AHRI	1	<div></div> 0.9%
5	FHI 360	0	
6	Humana People to People South Africa (HPPSA)	0	
7	Hope International	0	
8	NACOSA	0	
9	EDI	1	<div></div> 0.9%
10	Ezibayeni	0	
11	Unyezi	0	
12	Isikondlakondla	0	
13	MatCH	0	
14	FPD	0	
15	AFSA	0	
16	TB/HIV Care Association	0	
17	DoE	36	<div></div> 30.8%
18	Mpilonhle	0	
19	Star for Life	0	
96	Other, specify	1	<div></div> 0.9%
98	Don't know	4	<div></div> 3.4%
Sysmiss		4303	
Warning: these figures indicate the number of cases found in the data file. They cannot be interpreted as summary statistics of the population of interest.			
# dm_org_pepserv_oth: Please specify details of the other organization. Linkage into ART			
Information		[Type= discrete] [Format=character] [Missing=*]	
Statistics [NW/ W]		[Valid=1 /-] [Invalid=0 /-]	
# dm_partic_emercon_prog: Did you participate in this service / program? Emergency contraception			
Information		[Type= discrete] [Format=numeric] [Range= 0-98] [Missing=*]	
Statistics [NW/ W]		[Valid=575 /-] [Invalid=3845 /-]	
Value	Label	Cases	Percentage
0	No, I have never had it	0	
1	Yes	113	<div></div> 19.7%
2	No	462	<div></div> 80.3%
3	Yes, but not sure about the exact age	0	
90	I am not sure	0	
93	Prefer not to answer	0	
95	Not had sex with this partner in the last 4 weeks	0	
97	N/A	0	
98	Don't know	0	
Sysmiss		3845	
Warning: these figures indicate the number of cases found in the data file. They cannot be interpreted as summary statistics of the population of interest.			

# dm_aware_emercon_prog: Are you aware of the following service / program? Emergency contraception			
Information	[Type= discrete] [Format=numeric] [Range= 0-98] [Missing=*]		
Statistics [NW/ W]	[Valid=462 /-] [Invalid=3958 /-]		
Value	Label	Cases	Percentage
0	No, I have never had it	0	
1	Yes	335	72.5%
2	No	124	26.8%
3	Yes, but not sure about the exact age	0	
90	I am not sure	0	
93	Prefer not to answer	0	
95	Not had sex with this partner in the last 4 weeks	0	
97	N/A	0	
98	Don't know	3	0.6%
Sysmiss		3958	
Warning: these figures indicate the number of cases found in the data file. They cannot be interpreted as summary statistics of the population of interest.			
# dm_partic_emercon_12mts: Did you participate in this service / program in the last 12 months? Emergency c			
Information	[Type= discrete] [Format=numeric] [Range= 0-98] [Missing=*]		
Statistics [NW/ W]	[Valid=113 /-] [Invalid=4307 /-]		
Value	Label	Cases	Percentage
0	No, I have never had it	0	
1	Yes	48	42.5%
2	No	65	57.5%
3	Yes, but not sure about the exact age	0	
90	I am not sure	0	
93	Prefer not to answer	0	
95	Not had sex with this partner in the last 4 weeks	0	
97	N/A	0	
98	Don't know	0	
Sysmiss		4307	
Warning: these figures indicate the number of cases found in the data file. They cannot be interpreted as summary statistics of the population of interest.			
# dm_emercon_wasdreams: Was this a DREAMS service / program? Emergency contraception			
Information	[Type= discrete] [Format=numeric] [Range= 0-98] [Missing=*]		
Statistics [NW/ W]	[Valid=48 /-] [Invalid=4372 /-]		
Value	Label	Cases	Percentage
0	No, I have never had it	0	
1	Yes	32	66.7%
2	No	16	33.3%
3	Yes, but not sure about the exact age	0	
90	I am not sure	0	
93	Prefer not to answer	0	
95	Not had sex with this partner in the last 4 weeks	0	
97	N/A	0	
98	Don't know	0	
Sysmiss		4372	
Warning: these figures indicate the number of cases found in the data file. They cannot be interpreted as summary statistics of the population of interest.			

# dm_org_emercon_prog: Where / from which organisation was it provided? Emergency contraception			
Information		[Type= discrete] [Format=numeric] [Range= 1-98] [Missing=*]	
Statistics [NW/ W]		[Valid=48 /-] [Invalid=4372 /-]	
Value	Label	Cases	Percentage
1	DoH	11	<div><div></div></div> 22.9%
2	Private Doctor	1	<div><div></div></div> 2.1%
3	Pharmacy	20	<div><div></div></div> 41.7%
4	Africa Centre / AHRI	0	
5	FHI 360	0	
6	Humana People to People South Africa (HPPSA)	0	
7	Hope International	0	
8	NACOSA	0	
9	EDI	0	
10	Ezibayeni	0	
11	Unyezi	0	
12	Isikondlakondla	0	
13	MatCH	0	
14	FPD	0	
15	AFSA	0	
16	TB/HIV Care Association	0	
17	DoE	0	
18	Mpilonhle	0	
19	Star for Life	0	
96	Other, specify	2	<div><div></div></div> 4.2%
98	Don't know	14	<div><div></div></div> 29.2%
Sysmiss		4372	
Warning: these figures indicate the number of cases found in the data file. They cannot be interpreted as summary statistics of the population of interest.			
# dm_org_emercon_oth: Please specify details of the other organization. Emergency contraception			
Information		[Type= discrete] [Format=character] [Missing=*]	
Statistics [NW/ W]		[Valid=1 /-] [Invalid=0 /-]	
# dm_partic_postviol_prog: Did you participate in this service / program? Services after an experience of v			
Information		[Type= discrete] [Format=numeric] [Range= 0-98] [Missing=*]	
Statistics [NW/ W]		[Valid=3061 /-] [Invalid=1359 /-]	
Value	Label	Cases	Percentage
0	No, I have never had it	0	
1	Yes	368	<div><div></div></div> 12.0%
2	No	2693	<div><div></div></div> 88.0%
3	Yes, but not sure about the exact age	0	
90	I am not sure	0	
93	Prefer not to answer	0	
95	Not had sex with this partner in the last 4 weeks	0	
97	N/A	0	
98	Don't know	0	
Sysmiss		1359	
Warning: these figures indicate the number of cases found in the data file. They cannot be interpreted as summary statistics of the population of interest.			

# dm_aware_postviol_prog: Are you aware of the following service / program? Services after an experience o			
Information	[Type= discrete] [Format=numeric] [Range= 0-98] [Missing=*]		
Statistics [NW/ W]	[Valid=2690 /-] [Invalid=1730 /-]		
Value	Label	Cases	Percentage
0	No, I have never had it	0	
1	Yes	2161	80.3%
2	No	528	19.6%
3	Yes, but not sure about the exact age	0	
90	I am not sure	0	
93	Prefer not to answer	0	
95	Not had sex with this partner in the last 4 weeks	0	
97	N/A	0	
98	Don't know	1	0.0%
Sysmiss		1730	
Warning: these figures indicate the number of cases found in the data file. They cannot be interpreted as summary statistics of the population of interest.			
# dm_partic_postviol_12mts: Did you participate in this service / program in the last 12 months? Services af			
Information	[Type= discrete] [Format=numeric] [Range= 0-98] [Missing=*]		
Statistics [NW/ W]	[Valid=366 /-] [Invalid=4054 /-]		
Value	Label	Cases	Percentage
0	No, I have never had it	0	
1	Yes	201	54.9%
2	No	165	45.1%
3	Yes, but not sure about the exact age	0	
90	I am not sure	0	
93	Prefer not to answer	0	
95	Not had sex with this partner in the last 4 weeks	0	
97	N/A	0	
98	Don't know	0	
Sysmiss		4054	
Warning: these figures indicate the number of cases found in the data file. They cannot be interpreted as summary statistics of the population of interest.			
# dm_postviol_wasdreams: Was this a DREAMS service / program? Services after an experience of violence			
Information	[Type= discrete] [Format=numeric] [Range= 0-98] [Missing=*]		
Statistics [NW/ W]	[Valid=201 /-] [Invalid=4219 /-]		
Value	Label	Cases	Percentage
0	No, I have never had it	0	
1	Yes	118	58.7%
2	No	83	41.3%
3	Yes, but not sure about the exact age	0	
90	I am not sure	0	
93	Prefer not to answer	0	
95	Not had sex with this partner in the last 4 weeks	0	
97	N/A	0	
98	Don't know	0	
Sysmiss		4219	
Warning: these figures indicate the number of cases found in the data file. They cannot be interpreted as summary statistics of the population of interest.			

# dm_org_postviol_prog: Where / from which organisation was it provided? Services after an experience of			
Information	[Type= discrete] [Format=numeric] [Range= 1-98] [Missing=*]		
Statistics [NW/ W]	[Valid=201 -/] [Invalid=4219 -/]		
Value	Label	Cases	Percentage
1	DoH	59	<div></div> 29.4%
2	Private Doctor	0	
3	Pharmacy	0	
4	Africa Centre / AHRI	0	
5	FHI 360	0	
6	Humana People to People South Africa (HPPSA)	17	<div></div> 8.5%
7	Hope International	0	
8	NACOSA	0	
9	EDI	0	
10	Ezibayeni	0	
11	Unyezi	0	
12	Isikondlakondla	0	
13	MatCH	0	
14	FPD	0	
15	AFSA	0	
16	TB/HIV Care Association	0	
17	DoE	28	<div></div> 13.9%
18	Mpilonhle	1	<div></div> 0.5%
19	Star for Life	0	
96	Other, specify	84	<div></div> 41.8%
98	Don't know	12	<div></div> 6.0%
Sysmiss		4219	
Warning: these figures indicate the number of cases found in the data file. They cannot be interpreted as summary statistics of the population of interest.			
# dm_org_postviol_oth: Please specify details of the other organization. Services after an experience o			
Information	[Type= discrete] [Format=character] [Missing=*]		
Statistics [NW/ W]	[Valid=75 -/] [Invalid=0 -/]		
# dm_partic_cashtran_prog: Did you participate in this service / program? Cash transfer to family			
Information	[Type= discrete] [Format=numeric] [Range= 0-98] [Missing=*]		
Statistics [NW/ W]	[Valid=3063 -/] [Invalid=1357 -/]		
Value	Label	Cases	Percentage
0	No, I have never had it	0	
1	Yes	2137	<div></div> 69.8%
2	No	926	<div></div> 30.2%
3	Yes, but not sure about the exact age	0	
90	I am not sure	0	
93	Prefer not to answer	0	
95	Not had sex with this partner in the last 4 weeks	0	
97	N/A	0	
98	Don't know	0	
Sysmiss		1357	
Warning: these figures indicate the number of cases found in the data file. They cannot be interpreted as summary statistics of the population of interest.			

# dm_aware_cashtran_prog: Are you aware of the following service / program? Cash transfer to family			
Information	[Type= discrete] [Format=numeric] [Range= 0-98] [Missing=*]		
Statistics [NW/ W]	[Valid=927 /-] [Invalid=3493 /-]		
Value	Label	Cases	Percentage
0	No, I have never had it	0	
1	Yes	740	79.8%
2	No	186	20.1%
3	Yes, but not sure about the exact age	0	
90	I am not sure	0	
93	Prefer not to answer	0	
95	Not had sex with this partner in the last 4 weeks	0	
97	N/A	0	
98	Don't know	1	0.1%
Sysmiss		3493	
Warning: these figures indicate the number of cases found in the data file. They cannot be interpreted as summary statistics of the population of interest.			
# dm_partic_cashtran_12mts: Did you participate in this service / program in the last 12 months? Cash transf			
Information	[Type= discrete] [Format=numeric] [Range= 0-98] [Missing=*]		
Statistics [NW/ W]	[Valid=2137 /-] [Invalid=2283 /-]		
Value	Label	Cases	Percentage
0	No, I have never had it	0	
1	Yes	1341	62.8%
2	No	796	37.2%
3	Yes, but not sure about the exact age	0	
90	I am not sure	0	
93	Prefer not to answer	0	
95	Not had sex with this partner in the last 4 weeks	0	
97	N/A	0	
98	Don't know	0	
Sysmiss		2283	
Warning: these figures indicate the number of cases found in the data file. They cannot be interpreted as summary statistics of the population of interest.			
# dm_cashtran_wasdreams: Was this a DREAMS service / program? Cash transfer to family			
Information	[Type= discrete] [Format=numeric] [Range= 0-98] [Missing=*]		
Statistics [NW/ W]	[Valid=1342 /-] [Invalid=3078 /-]		
Value	Label	Cases	Percentage
0	No, I have never had it	0	
1	Yes	529	39.4%
2	No	806	60.1%
3	Yes, but not sure about the exact age	0	
90	I am not sure	0	
93	Prefer not to answer	0	
95	Not had sex with this partner in the last 4 weeks	0	
97	N/A	0	
98	Don't know	7	0.5%
Sysmiss		3078	
Warning: these figures indicate the number of cases found in the data file. They cannot be interpreted as summary statistics of the population of interest.			

# dm_org_cashtran_prog: Where / from which organisation was it provided? Cash transfer to family			
Information	[Type= discrete] [Format=numeric] [Range= 1-98] [Missing=*]		
Statistics [NW/ W]	[Valid=1331 /-] [Invalid=3089 /-]		
Value	Label	Cases	Percentage
1	DoH	31	2.3%
2	Private Doctor	1	0.1%
3	Pharmacy	0	
4	Africa Centre / AHRI	0	
5	FHI 360	0	
6	Humana People to People South Africa (HPPSA)	10	0.8%
7	Hope International	0	
8	NACOSA	0	
9	EDI	1	0.1%
10	Ezibayeni	0	
11	Unyezi	0	
12	Isikondlakondla	0	
13	MatCH	0	
14	FPD	0	
15	AFSA	0	
16	TB/HIV Care Association	0	
17	DoE	1229	92.3%
18	Mpilonhle	13	1.0%
19	Star for Life	1	0.1%
96	Other, specify	17	1.3%
98	Don't know	28	2.1%
Sysmiss		3089	
Warning: these figures indicate the number of cases found in the data file. They cannot be interpreted as summary statistics of the population of interest.			
# dm_org_cashtran_oth: Please specify details of the other organization. Cash transfer to family			
Information	[Type= discrete] [Format=character] [Missing=*]		
Statistics [NW/ W]	[Valid=16 /-] [Invalid=0 /-]		

File : AHRI.DREAMS.MultiLevel.ExposureToShuga.2018.v2

project_id: REDCap Project Identifier

Information	[Type= discrete] [Format=numeric] [Range= 380-380] [Missing=*]
Statistics [NW/ W]	[Valid=4420 /-] [Invalid=0 /-]

event_id: REDCap Event Identifier

Information	[Type= discrete] [Format=numeric] [Range= 1080-1080] [Missing=*]
Statistics [NW/ W]	[Valid=4420 /-] [Invalid=0 /-]

cohort: Cohort Description

Information	[Type= discrete] [Format=character] [Missing=*]
Statistics [NW/ W]	[Valid=4420 /-] [Invalid=0 /-]

round: Round Description

Information	[Type= discrete] [Format=character] [Missing=*]
Statistics [NW/ W]	[Valid=4420 /-] [Invalid=0 /-]

HntId: Individual ID

Information	[Type= continuous] [Format=numeric] [Range= 166-220477] [Missing=*]
Statistics [NW/ W]	[Valid=4420 /-] [Invalid=0 /-] [Mean=88526.11 /-] [StdDev=51253.828 /-]

ms_household_owns_tv: Do you/your household own a TV?

Information	[Type= discrete] [Format=numeric] [Range= 0-98] [Missing=*]
Statistics [NW/ W]	[Valid=3064 /-] [Invalid=1356 /-]

Value	Label	Cases	Percentage
0	No, I have never had it	0	
1	Yes	2633	85.9%
2	No	327	10.7%
3	Yes, but not sure about the exact age	98	3.2%
90	I am not sure	0	
93	Prefer not to answer	6	0.2%
95	Not had sex with this partner in the last 4 weeks	0	
97	N/A	0	
98	Don't know	0	
Sysmiss		1356	

Warning: these figures indicate the number of cases found in the data file. They cannot be interpreted as summary statistics of the population of interest.

ms_watch_tv_freq: How often do you watch TV?

Information	[Type= discrete] [Format=numeric] [Range= 1-4] [Missing=*]
Statistics [NW/ W]	[Valid=3064 /-] [Invalid=1356 /-]

Value	Label	Cases	Percentage
1	Never	282	9.2%
2	Daily	2255	73.6%
3	Weekly	408	13.3%
4	Monthly	119	3.9%
Sysmiss		1356	

Warning: these figures indicate the number of cases found in the data file. They cannot be interpreted as summary statistics of the population of interest.

File : AHRI.DREAMS.MultiLevel.ExposureToShuga.2018.v2

ms_watch_tv_where: Where do you usually (by usually we mean mostly, or commonly, or regularly) watc

Information [Type= discrete] [Format=numeric] [Range= 1-96] [Missing=*]

Statistics [NW/ W] [Valid=2781 /-] [Invalid=1639 /-]

Value	Label	Cases	Percentage
1	Home	2587	93.0%
2	Bars	7	0.3%
3	At friend's house	143	5.1%
4	School	2	0.1%
96	Other specify	42	1.5%
Sysmiss		1639	

Warning: these figures indicate the number of cases found in the data file. They cannot be interpreted as summary statistics of the population of interest.

ms_watch_tv_where_oth: Please specify details on the other places where you watch TV

Information [Type= discrete] [Format=character] [Missing=*]

Statistics [NW/ W] [Valid=42 /-] [Invalid=0 /-]

ms_cntrl_tv_remote: If at home - Who has more control over the television remote or have more say ab

Information [Type= discrete] [Format=numeric] [Range= 1-96] [Missing=*]

Statistics [NW/ W] [Valid=2660 /-] [Invalid=1760 /-]

Value	Label	Cases	Percentage
1	Mother	287	10.8%
2	Father	96	3.6%
3	Grandparents	122	4.6%
4	Brother	251	9.4%
5	Sister	311	11.7%
6	Myself	987	37.1%
96	Other specify	606	22.8%
Sysmiss		1760	

Warning: these figures indicate the number of cases found in the data file. They cannot be interpreted as summary statistics of the population of interest.

ms_cntrl_tv_remote_oth: Please specify details on the other person who has control of the TV remote at h

Information [Type= discrete] [Format=character] [Missing=*]

Statistics [NW/ W] [Valid=607 /-] [Invalid=0 /-]

ms_ever_watched_shuga: Have you ever watched MTV Shuga?

Information [Type= discrete] [Format=numeric] [Range= 0-98] [Missing=*]

Statistics [NW/ W] [Valid=3064 /-] [Invalid=1356 /-]

Value	Label	Cases	Percentage
0	No, I have never had it	0	
1	Yes	171	5.6%
2	No	2893	94.4%
3	Yes, but not sure about the exact age	0	
90	I am not sure	0	
93	Prefer not to answer	0	
95	Not had sex with this partner in the last 4 weeks	0	
97	N/A	0	

File : AHRI.DREAMS.MultiLevel.ExposureToShuga.2018.v2

ms_ever_watched_shuga: Have you ever watched MTV Shuga?

Value	Label	Cases	Percentage
98	Don't know	0	
Sysmiss		1356	

Warning: these figures indicate the number of cases found in the data file. They cannot be interpreted as summary statistics of the population of interest.

ms_ever_heard_of_shuga: If no - have you heard of it?

Information	[Type= discrete] [Format=numeric] [Range= 0-98] [Missing=*]
Statistics [NW/ W]	[Valid=2891 /-] [Invalid=1529 /-]

Value	Label	Cases	Percentage
0	No, I have never had it	0	
1	Yes	517	17.9%
2	No	2371	82.0%
3	Yes, but not sure about the exact age	0	
90	I am not sure	0	
93	Prefer not to answer	3	0.1%
95	Not had sex with this partner in the last 4 weeks	0	
97	N/A	0	
98	Don't know	0	
Sysmiss		1529	

Warning: these figures indicate the number of cases found in the data file. They cannot be interpreted as summary statistics of the population of interest.

ms_ever_watched_source: If yes, from where/who?

Information	[Type= discrete] [Format=numeric] [Range= 1-96] [Missing=*]
Statistics [NW/ W]	[Valid=171 /-] [Invalid=4249 /-]

Value	Label	Cases	Percentage
1	TV / Radio	168	98.2%
2	Newspapers	0	
3	Booklets	0	
4	Internet	1	0.6%
5	You Tube	2	1.2%
6	Friends	0	
96	Other specify	0	
Sysmiss		4249	

Warning: these figures indicate the number of cases found in the data file. They cannot be interpreted as summary statistics of the population of interest.

ms_ever_watched_sourc_oth: Please specify details on the other source where you have watched Shuga

Information	[Type= discrete] [Format=character] [Missing=*]
Statistics [NW/ W]	[Valid=0 /-] [Invalid=0 /-]

ms_which_series_of_shuga: Which country series did you watch?

Information	[Type= discrete] [Format=numeric] [Range= 1-98] [Missing=*]
Statistics [NW/ W]	[Valid=171 /-] [Invalid=4249 /-]

Value	Label	Cases	Percentage
1	South Africa	58	33.9%
2	Nigeria	95	55.6%
3	Kenya	4	2.3%

File : AHRI.DREAMS.MultiLevel.ExposureToShuga.2018.v2

ms_which_series_of_shuga: Which country series did you watch?

Value	Label	Cases	Percentage
96	Other specify	0	
98	Don't know	14	8.2%
Sysmiss		4249	

Warning: these figures indicate the number of cases found in the data file. They cannot be interpreted as summary statistics of the population of interest.

ms_which_series_oth: Please specify details on the other series of MTV Shugat that you have watched

Information	[Type= discrete] [Format=character] [Missing=*]
Statistics [NW/ W]	[Valid=0 /-] [Invalid=0 /-]

ms_num_times_watched: How many times did you watch MTV Shuga the South African season?

Information	[Type= discrete] [Format=numeric] [Range= 1-93] [Missing=*]
Statistics [NW/ W]	[Valid=58 /-] [Invalid=4362 /-]

Value	Label	Cases	Percentage
1	Once	15	25.9%
2	More than once	42	72.4%
93	Prefer not to answer	1	1.7%
Sysmiss		4362	

Warning: these figures indicate the number of cases found in the data file. They cannot be interpreted as summary statistics of the population of interest.

ms_knowl_pay_rent: Did Ipeleng take the money that Rakeem offered her to pay her rent?

Information	[Type= discrete] [Format=numeric] [Range= 0-98] [Missing=*]
Statistics [NW/ W]	[Valid=58 /-] [Invalid=4362 /-]

Value	Label	Cases	Percentage
0	No, I have never had it	0	
1	Yes	19	32.8%
2	No	7	12.1%
3	Yes, but not sure about the exact age	0	
90	I am not sure	0	
93	Prefer not to answer	0	
95	Not had sex with this partner in the last 4 weeks	0	
97	N/A	0	
98	Don't know	32	55.2%
Sysmiss		4362	

Warning: these figures indicate the number of cases found in the data file. They cannot be interpreted as summary statistics of the population of interest.

ms_knowl_test_togeth: Did Bongi and Coalstove have an HIV test together?

Information	[Type= discrete] [Format=numeric] [Range= 0-98] [Missing=*]
Statistics [NW/ W]	[Valid=58 /-] [Invalid=4362 /-]

Value	Label	Cases	Percentage
0	No, I have never had it	0	
1	Yes	26	44.8%
2	No	8	13.8%
3	Yes, but not sure about the exact age	0	
90	I am not sure	0	
93	Prefer not to answer	0	

File : AHRI.DREAMS.MultiLevel.ExposureToShuga.2018.v2

ms_knowl_test_together: Did Bongi and Coalstove have an HIV test together?

Value	Label	Cases	Percentage
95	Not had sex with this partner in the last 4 weeks	0	
97	N/A	0	
98	Don't know	24	41.4%
Sysmiss		4362	

Warning: these figures indicate the number of cases found in the data file. They cannot be interpreted as summary statistics of the population of interest.

ms_knowl_gifts_for_sex: Did Sol buy Tsholofela a smartphone and clothes to have sex with her?

Information	[Type= discrete] [Format=numeric] [Range= 0-98] [Missing=*]
Statistics [NW/ W]	[Valid=58 /-] [Invalid=4362 /-]

Value	Label	Cases	Percentage
0	No, I have never had it	0	
1	Yes	31	53.4%
2	No	4	6.9%
3	Yes, but not sure about the exact age	0	
90	I am not sure	0	
93	Prefer not to answer	0	
95	Not had sex with this partner in the last 4 weeks	0	
97	N/A	0	
98	Don't know	23	39.7%
Sysmiss		4362	

Warning: these figures indicate the number of cases found in the data file. They cannot be interpreted as summary statistics of the population of interest.

ms_knowl_beaten_partner: Did Sol beat Tsholofela?

Information	[Type= discrete] [Format=numeric] [Range= 0-98] [Missing=*]
Statistics [NW/ W]	[Valid=58 /-] [Invalid=4362 /-]

Value	Label	Cases	Percentage
0	No, I have never had it	0	
1	Yes	28	48.3%
2	No	4	6.9%
3	Yes, but not sure about the exact age	0	
90	I am not sure	0	
93	Prefer not to answer	0	
95	Not had sex with this partner in the last 4 weeks	0	
97	N/A	0	
98	Don't know	26	44.8%
Sysmiss		4362	

Warning: these figures indicate the number of cases found in the data file. They cannot be interpreted as summary statistics of the population of interest.

ms_knowl_child_to_pub: Did Zamo take her small son with her to the pub because she like partying?

Information	[Type= discrete] [Format=numeric] [Range= 0-98] [Missing=*]
Statistics [NW/ W]	[Valid=58 /-] [Invalid=4362 /-]

Value	Label	Cases	Percentage
0	No, I have never had it	0	
1	Yes	23	39.7%

File : AHRI.DREAMS.MultiLevel.ExposureToShuga.2018.v2

ms_knowl_child_to_pub: Did Zamo take her small son with her to the pub because she like partying?

Value	Label	Cases	Percentage
2	No	11	19.0%
3	Yes, but not sure about the exact age	0	
90	I am not sure	0	
93	Prefer not to answer	0	
95	Not had sex with this partner in the last 4 weeks	0	
97	N/A	0	
98	Don't know	24	41.4%
Sysmiss		4362	

Warning: these figures indicate the number of cases found in the data file. They cannot be interpreted as summary statistics of the population of interest.

ms_knowl_relatsh_teacher: Did Khensani have a relationship with her teacher?

Information	[Type= discrete] [Format=numeric] [Range= 0-98] [Missing=*]
Statistics [NW/ W]	[Valid=58 /-] [Invalid=4362 /-]

Value	Label	Cases	Percentage
0	No, I have never had it	0	
1	Yes	41	70.7%
2	No	1	1.7%
3	Yes, but not sure about the exact age	0	
90	I am not sure	0	
93	Prefer not to answer	0	
95	Not had sex with this partner in the last 4 weeks	0	
97	N/A	0	
98	Don't know	16	27.6%
Sysmiss		4362	

Warning: these figures indicate the number of cases found in the data file. They cannot be interpreted as summary statistics of the population of interest.

ms_knowl_have_children: Will Khensani be able to have children again in the future?

Information	[Type= discrete] [Format=numeric] [Range= 0-98] [Missing=*]
Statistics [NW/ W]	[Valid=58 /-] [Invalid=4362 /-]

Value	Label	Cases	Percentage
0	No, I have never had it	0	
1	Yes	13	22.4%
2	No	18	31.0%
3	Yes, but not sure about the exact age	0	
90	I am not sure	0	
93	Prefer not to answer	0	
95	Not had sex with this partner in the last 4 weeks	0	
97	N/A	0	
98	Don't know	27	46.6%
Sysmiss		4362	

Warning: these figures indicate the number of cases found in the data file. They cannot be interpreted as summary statistics of the population of interest.

ms_knowl_to_take_prep: Did Femi ask Sheila to take PreP to reduce the risk of him infecting her?

Information	[Type= discrete] [Format=numeric] [Range= 0-98] [Missing=*]
Statistics [NW/ W]	[Valid=58 /-] [Invalid=4362 /-]

File : AHRI.DREAMS.MultiLevel.ExposureToShuga.2018.v2

ms_knowl_to_take_prep: Did Femi ask Sheila to take PreP to reduce the risk of him infecting her?

Value	Label	Cases	Percentage
0	No, I have never had it	0	
1	Yes	26	44.8%
2	No	1	1.7%
3	Yes, but not sure about the exact age	0	
90	I am not sure	0	
93	Prefer not to answer	0	
95	Not had sex with this partner in the last 4 weeks	0	
97	N/A	0	
98	Don't know	31	53.4%
Sysmiss		4362	

Warning: these figures indicate the number of cases found in the data file. They cannot be interpreted as summary statistics of the population of interest.

ms_knowl_beaten_by_friend: Was Reggie beaten up by his friend Q for being gay?

Information		[Type= discrete] [Format=numeric] [Range= 0-98] [Missing=*]	
Statistics [NW/ W]		[Valid=58 /-] [Invalid=4362 /-]	
Value	Label	Cases	Percentage
0	No, I have never had it	0	
1	Yes	29	<div></div> 50.0%
2	No	7	<div></div> 12.1%
3	Yes, but not sure about the exact age	0	
90	I am not sure	0	
93	Prefer not to answer	0	
95	Not had sex with this partner in the last 4 weeks	0	
97	N/A	0	
98	Don't know	22	<div></div> 37.9%
Sysmiss		4362	

Warning: these figures indicate the number of cases found in the data file. They cannot be interpreted as summary statistics of the population of interest.

ms_knowl_univ_bursary: Did Ipeleng get a bursary to go to university?

Information		[Type= discrete] [Format=numeric] [Range= 0-98] [Missing=*]	
Statistics [NW/ W]		[Valid=58 /-] [Invalid=4362 /-]	
Value	Label	Cases	Percentage
0	No, I have never had it	0	
1	Yes	23	<div></div> 39.7%
2	No	4	<div></div> 6.9%
3	Yes, but not sure about the exact age	0	
90	I am not sure	0	
93	Prefer not to answer	0	
95	Not had sex with this partner in the last 4 weeks	0	
97	N/A	0	
98	Don't know	31	<div></div> 53.4%
Sysmiss		4362	

Warning: these figures indicate the number of cases found in the data file. They cannot be interpreted as summary statistics of the population of interest.

File : AHRI.DREAMS.MultiLevel.ExposureToShuga.2018.v2

ms_knowl_accept_proposal: Did Sheila refuse Femi's proposal to marry him?

Information	[Type= discrete] [Format=numeric] [Range= 0-98] [Missing=*]
Statistics [NW/ W]	[Valid=58 /-] [Invalid=4362 /-]

Value	Label	Cases	Percentage
0	No, I have never had it	0	
1	Yes	13	22.4%
2	No	10	17.2%
3	Yes, but not sure about the exact age	0	
90	I am not sure	0	
93	Prefer not to answer	0	
95	Not had sex with this partner in the last 4 weeks	0	
97	N/A	0	
98	Don't know	35	60.3%
Sysmiss		4362	

Warning: these figures indicate the number of cases found in the data file. They cannot be interpreted as summary statistics of the population of interest.

ms_knowl_tried_to_force: Did Sizwe try to force himself on Zamo because he thought she slept with every g

Information	[Type= discrete] [Format=numeric] [Range= 0-98] [Missing=*]
Statistics [NW/ W]	[Valid=58 /-] [Invalid=4362 /-]

Value	Label	Cases	Percentage
0	No, I have never had it	0	
1	Yes	26	44.8%
2	No	5	8.6%
3	Yes, but not sure about the exact age	0	
90	I am not sure	0	
93	Prefer not to answer	0	
95	Not had sex with this partner in the last 4 weeks	0	
97	N/A	0	
98	Don't know	27	46.6%
Sysmiss		4362	

Warning: these figures indicate the number of cases found in the data file. They cannot be interpreted as summary statistics of the population of interest.

ms_knowl_got_back_together: Did Bongi and Coalstove get back together again?

Information	[Type= discrete] [Format=numeric] [Range= 0-98] [Missing=*]
Statistics [NW/ W]	[Valid=58 /-] [Invalid=4362 /-]

Value	Label	Cases	Percentage
0	No, I have never had it	0	
1	Yes	22	37.9%
2	No	7	12.1%
3	Yes, but not sure about the exact age	0	
90	I am not sure	0	
93	Prefer not to answer	0	
95	Not had sex with this partner in the last 4 weeks	0	
97	N/A	0	
98	Don't know	29	50.0%

File : AHRI.DREAMS.MultiLevel.ExposureToShuga.2018.v2

ms_knowl_got_back_together: Did Bongi and Coalstove get back together again?

Value	Label	Cases	Percentage
Sysmiss		4362	

Warning: these figures indicate the number of cases found in the data file. They cannot be interpreted as summary statistics of the population of interest.

ms_knowl_to_use_iud: Did the nurse at the clinic advise Bongi not to use an IUD as an on-going contra

Information	[Type= discrete] [Format=numeric] [Range= 0-98] [Missing=*]
Statistics [NW/ W]	[Valid=58 /-] [Invalid=4362 /-]

Value	Label	Cases	Percentage
0	No, I have never had it	0	
1	Yes	25	43.1%
2	No	7	12.1%
3	Yes, but not sure about the exact age	0	
90	I am not sure	0	
93	Prefer not to answer	0	
95	Not had sex with this partner in the last 4 weeks	0	
97	N/A	0	
98	Don't know	26	44.8%
Sysmiss		4362	

Warning: these figures indicate the number of cases found in the data file. They cannot be interpreted as summary statistics of the population of interest.

ms_knowl_remov_condom: Did one of Zamo's boyfriends remove the condom without Zamo knowing while they w

Information	[Type= discrete] [Format=numeric] [Range= 0-98] [Missing=*]
Statistics [NW/ W]	[Valid=58 /-] [Invalid=4362 /-]

Value	Label	Cases	Percentage
0	No, I have never had it	0	
1	Yes	27	46.6%
2	No	4	6.9%
3	Yes, but not sure about the exact age	0	
90	I am not sure	0	
93	Prefer not to answer	0	
95	Not had sex with this partner in the last 4 weeks	0	
97	N/A	0	
98	Don't know	27	46.6%
Sysmiss		4362	

Warning: these figures indicate the number of cases found in the data file. They cannot be interpreted as summary statistics of the population of interest.

ms_talked_about_shuga: Have you talked to anyone about MTV Shuga?

Information	[Type= discrete] [Format=numeric] [Range= 0-98] [Missing=*]
Statistics [NW/ W]	[Valid=58 /-] [Invalid=4362 /-]

Value	Label	Cases	Percentage
0	No, I have never had it	0	
1	Yes	17	29.3%
2	No	28	48.3%
3	Yes, but not sure about the exact age	0	
90	I am not sure	0	

File : AHRI.DREAMS.MultiLevel.ExposureToShuga.2018.v2

ms_talked_about_shuga: Have you talked to anyone about MTV Shuga?

Value	Label	Cases	Percentage
93	Prefer not to answer	0	
95	Not had sex with this partner in the last 4 weeks	0	
97	N/A	0	
98	Don't know	13	22.4%
Sysmiss		4362	

Warning: these figures indicate the number of cases found in the data file. They cannot be interpreted as summary statistics of the population of interest.

ms_talked_to_who_1: If yes, to who?

Information	[Type= discrete] [Format=numeric] [Range= 1-93] [Missing=*]
Statistics [NW/ W]	[Valid=13 /-] [Invalid=4407 /-]

Value	Label	Cases	Percentage
1	Friends	13	100.0%
2	Sexual partner	0	
3	Boyfriend/girlfriend	0	
4	Family member	0	
5	Other non-family	0	
93	Prefer not to answe	0	
Sysmiss		4407	

Warning: these figures indicate the number of cases found in the data file. They cannot be interpreted as summary statistics of the population of interest.

ms_talked_to_who_3: If yes, to who?

Information	[Type= discrete] [Format=numeric] [Range= 1-93] [Missing=*]
Statistics [NW/ W]	[Valid=2 /-] [Invalid=4418 /-]

Value	Label	Cases	Percentage
1	Friends	0	
2	Sexual partner	0	
3	Boyfriend/girlfriend	2	100.0%
4	Family member	0	
5	Other non-family	0	
93	Prefer not to answe	0	
Sysmiss		4418	

Warning: these figures indicate the number of cases found in the data file. They cannot be interpreted as summary statistics of the population of interest.

ms_talked_to_who_4: If yes, to who?

Information	[Type= discrete] [Format=numeric] [Range= 1-93] [Missing=*]
Statistics [NW/ W]	[Valid=2 /-] [Invalid=4418 /-]

Value	Label	Cases	Percentage
1	Friends	0	
2	Sexual partner	0	
3	Boyfriend/girlfriend	0	
4	Family member	2	100.0%
5	Other non-family	0	
93	Prefer not to answe	0	
Sysmiss		4418	

File : AHRI.DREAMS.MultiLevel.ExposureToShuga.2018.v2

ms_talked_to_who_4: If yes, to who?

Warning: these figures indicate the number of cases found in the data file. They cannot be interpreted as summary statistics of the population of interest.

ms_talked_to_who_93: If yes, to who?

Information [Type= discrete] [Format=numeric] [Range= 1-93] [Missing=*]

Statistics [NW/ W] [Valid=1 /-] [Invalid=4419 /-]

Value	Label	Cases	Percentage
1	Friends	0	
2	Sexual partner	0	
3	Boyfriend/girlfriend	0	
4	Family member	0	
5	Other non-family	0	
93	Prefer not to answe	1	100.0%
Sysmiss		4419	

Warning: these figures indicate the number of cases found in the data file. They cannot be interpreted as summary statistics of the population of interest.

ms_gbv_report_it: Did watching Shuga make you more willing to: Report GBV?

Information [Type= discrete] [Format=numeric] [Range= 0-98] [Missing=*]

Statistics [NW/ W] [Valid=171 /-] [Invalid=4249 /-]

Value	Label	Cases	Percentage
0	No, I have never had it	0	
1	Yes	129	75.4%
2	No	41	24.0%
3	Yes, but not sure about the exact age	0	
90	I am not sure	0	
93	Prefer not to answer	1	0.6%
95	Not had sex with this partner in the last 4 weeks	0	
97	N/A	0	
98	Don't know	0	
Sysmiss		4249	

Warning: these figures indicate the number of cases found in the data file. They cannot be interpreted as summary statistics of the population of interest.

ms_gbv_to_talk_about_it: Did watching Shuga make you more willing to: Talk about it?

Information [Type= discrete] [Format=numeric] [Range= 0-98] [Missing=*]

Statistics [NW/ W] [Valid=171 /-] [Invalid=4249 /-]

Value	Label	Cases	Percentage
0	No, I have never had it	0	
1	Yes	141	82.5%
2	No	27	15.8%
3	Yes, but not sure about the exact age	0	
90	I am not sure	0	
93	Prefer not to answer	3	1.8%
95	Not had sex with this partner in the last 4 weeks	0	
97	N/A	0	
98	Don't know	0	
Sysmiss		4249	

Warning: these figures indicate the number of cases found in the data file. They cannot be interpreted as summary statistics of the population of interest.

File : AHRI.DREAMS.MultiLevel.ExposureToShuga.2018.v2

ms_gbv_refer_for_help: Did watching Shuga make you more willing to: Help refer affected people for help

Information	[Type= discrete] [Format=numeric] [Range= 0-98] [Missing=*]
Statistics [NW/ W]	[Valid=171 /-] [Invalid=4249 /-]

Value	Label	Cases	Percentage
0	No, I have never had it	0	
1	Yes	133	77.8%
2	No	38	22.2%
3	Yes, but not sure about the exact age	0	
90	I am not sure	0	
93	Prefer not to answer	0	
95	Not had sex with this partner in the last 4 weeks	0	
97	N/A	0	
98	Don't know	0	
Sysmiss		4249	

Warning: these figures indicate the number of cases found in the data file. They cannot be interpreted as summary statistics of the population of interest.

ms_gbv_help_stop_it: Did watching Shuga make you more willing to: Help do something to stop it?

Information	[Type= discrete] [Format=numeric] [Range= 0-98] [Missing=*]
Statistics [NW/ W]	[Valid=171 /-] [Invalid=4249 /-]

Value	Label	Cases	Percentage
0	No, I have never had it	0	
1	Yes	145	84.8%
2	No	25	14.6%
3	Yes, but not sure about the exact age	0	
90	I am not sure	0	
93	Prefer not to answer	1	0.6%
95	Not had sex with this partner in the last 4 weeks	0	
97	N/A	0	
98	Don't know	0	
Sysmiss		4249	

Warning: these figures indicate the number of cases found in the data file. They cannot be interpreted as summary statistics of the population of interest.

ms_gbv_involve_family: Did watching Shuga make you more willing to: Involve family?

Information	[Type= discrete] [Format=numeric] [Range= 0-98] [Missing=*]
Statistics [NW/ W]	[Valid=171 /-] [Invalid=4249 /-]

Value	Label	Cases	Percentage
0	No, I have never had it	0	
1	Yes	130	76.0%
2	No	40	23.4%
3	Yes, but not sure about the exact age	0	
90	I am not sure	0	
93	Prefer not to answer	1	0.6%
95	Not had sex with this partner in the last 4 weeks	0	
97	N/A	0	
98	Don't know	0	

File : AHRI.DREAMS.MultiLevel.ExposureToShuga.2018.v2

ms_gbv_involve_family: Did watching Shuga make you more willing to: Involve family?

Value	Label	Cases	Percentage
Sysmiss		4249	
<i>Warning: these figures indicate the number of cases found in the data file. They cannot be interpreted as summary statistics of the population of interest.</i>			

ms_behav_ask_use_condom: Did watching Shuga make you more willing to: Ask your partner to use condom?

Information	[Type= discrete] [Format=numeric] [Range= 0-98] [Missing=*]
Statistics [NW/ W]	[Valid=171 /-] [Invalid=4249 /-]

Value	Label	Cases	Percentage
0	No, I have never had it	0	
1	Yes	142	83.0%
2	No	25	14.6%
3	Yes, but not sure about the exact age	0	
90	I am not sure	0	
93	Prefer not to answer	4	2.3%
95	Not had sex with this partner in the last 4 weeks	0	
97	N/A	0	
98	Don't know	0	
Sysmiss		4249	
<i>Warning: these figures indicate the number of cases found in the data file. They cannot be interpreted as summary statistics of the population of interest.</i>			

ms_behav_go_hiv_test: Did watching Shuga make you more willing to: Go for an HIV test?

Information	[Type= discrete] [Format=numeric] [Range= 0-98] [Missing=*]
Statistics [NW/ W]	[Valid=171 /-] [Invalid=4249 /-]

Value	Label	Cases	Percentage
0	No, I have never had it	0	
1	Yes	149	87.1%
2	No	21	12.3%
3	Yes, but not sure about the exact age	0	
90	I am not sure	0	
93	Prefer not to answer	1	0.6%
95	Not had sex with this partner in the last 4 weeks	0	
97	N/A	0	
98	Don't know	0	
Sysmiss		4249	
<i>Warning: these figures indicate the number of cases found in the data file. They cannot be interpreted as summary statistics of the population of interest.</i>			

ms_behav_help_pos_person: Did watching Shuga make you more willing to: Help someone who is HIV positive?

Information	[Type= discrete] [Format=numeric] [Range= 0-98] [Missing=*]
Statistics [NW/ W]	[Valid=171 /-] [Invalid=4249 /-]

Value	Label	Cases	Percentage
0	No, I have never had it	0	
1	Yes	144	84.2%
2	No	22	12.9%
3	Yes, but not sure about the exact age	0	
90	I am not sure	0	

File : AHRI.DREAMS.MultiLevel.ExposureToShuga.2018.v2

ms_behav_help_pos_person: Did watching Shuga make you more willing to: Help someone who is HIV positive?

Value	Label	Cases	Percentage
93	Prefer not to answer	5	2.9%
95	Not had sex with this partner in the last 4 weeks	0	
97	N/A	0	
98	Don't know	0	
Sysmiss		4249	

Warning: these figures indicate the number of cases found in the data file. They cannot be interpreted as summary statistics of the population of interest.

ms_intend_to_get_tested: After watching MTV Shuga did you feel like you needed to have an HIV test?

Information	[Type= discrete] [Format=numeric] [Range= 0-98] [Missing=*]
Statistics [NW/ W]	[Valid=171 -] [Invalid=4249 -]

Value	Label	Cases	Percentage
0	No, I have never had it	0	
1	Yes	143	83.6%
2	No	26	15.2%
3	Yes, but not sure about the exact age	0	
90	I am not sure	0	
93	Prefer not to answer	2	1.2%
95	Not had sex with this partner in the last 4 weeks	0	
97	N/A	0	
98	Don't know	0	
Sysmiss		4249	

Warning: these figures indicate the number of cases found in the data file. They cannot be interpreted as summary statistics of the population of interest.

ms_intend_use_contracept: After watching MTV Shuga did you feel like you needed to start using contracepti

Information	[Type= discrete] [Format=numeric] [Range= 0-98] [Missing=*]
Statistics [NW/ W]	[Valid=171 -] [Invalid=4249 -]

Value	Label	Cases	Percentage
0	No, I have never had it	0	
1	Yes	138	80.7%
2	No	26	15.2%
3	Yes, but not sure about the exact age	0	
90	I am not sure	0	
93	Prefer not to answer	7	4.1%
95	Not had sex with this partner in the last 4 weeks	0	
97	N/A	0	
98	Don't know	0	
Sysmiss		4249	

Warning: these figures indicate the number of cases found in the data file. They cannot be interpreted as summary statistics of the population of interest.

ms_intend_pract_safe_sex: After watching MTV Shuga did you feel like you needed to practise safer sex (Or

Information	[Type= discrete] [Format=numeric] [Range= 0-98] [Missing=*]
Statistics [NW/ W]	[Valid=171 -] [Invalid=4249 -]

Value	Label	Cases	Percentage
0	No, I have never had it	0	

File : AHRI.DREAMS.MultiLevel.ExposureToShuga.2018.v2

ms_intend_pract_safe_sex: After watching MTV Shuga did you feel like you needed to practise safer sex (Or

Value	Label	Cases	Percentage
1	Yes	154	90.1%
2	No	14	8.2%
3	Yes, but not sure about the exact age	0	
90	I am not sure	0	
93	Prefer not to answer	3	1.8%
95	Not had sex with this partner in the last 4 weeks	0	
97	N/A	0	
98	Don't know	0	
Sysmiss		4249	

Warning: these figures indicate the number of cases found in the data file. They cannot be interpreted as summary statistics of the population of interest.

ms_intend_start_prep: After watching MTV Shuga did you feel like you needed to start using PreP?

Information	[Type= discrete] [Format=numeric] [Range= 0-98] [Missing=*]
Statistics [NW/ W]	[Valid=171 -/] [Invalid=4249 -/]

Value	Label	Cases	Percentage
0	No, I have never had it	0	
1	Yes	92	53.8%
2	No	52	30.4%
3	Yes, but not sure about the exact age	0	
90	I am not sure	0	
93	Prefer not to answer	27	15.8%
95	Not had sex with this partner in the last 4 weeks	0	
97	N/A	0	
98	Don't know	0	
Sysmiss		4249	

Warning: these figures indicate the number of cases found in the data file. They cannot be interpreted as summary statistics of the population of interest.

# ms_charid_had_fav_charac: Did you have any favorite character in MTV Shuga Down South?			
Information	[Type= discrete] [Format=numeric] [Range= 0-98] [Missing=*]		
Statistics [NW/ W]	[Valid=58 /-] [Invalid=4362 /-]		
Value	Label	Cases	Percentage
0	No, I have never had it	0	
1	Yes	33	<div></div> 56.9%
2	No	21	<div></div> 36.2%
3	Yes, but not sure about the exact age	0	
90	I am not sure	0	
93	Prefer not to answer	4	<div></div> 6.9%
95	Not had sex with this partner in the last 4 weeks	0	
97	N/A	0	
98	Don't know	0	
Sysmiss		4362	
Warning: these figures indicate the number of cases found in the data file. They cannot be interpreted as summary statistics of the population of interest.			
# ms_charid_had_rel_charac: Did you have a character that you related to?			
Information	[Type= discrete] [Format=numeric] [Range= 0-98] [Missing=*]		
Statistics [NW/ W]	[Valid=58 /-] [Invalid=4362 /-]		
Value	Label	Cases	Percentage
0	No, I have never had it	0	
1	Yes	16	<div></div> 27.6%
2	No	35	<div></div> 60.3%
3	Yes, but not sure about the exact age	0	
90	I am not sure	0	
93	Prefer not to answer	7	<div></div> 12.1%
95	Not had sex with this partner in the last 4 weeks	0	
97	N/A	0	
98	Don't know	0	
Sysmiss		4362	
Warning: these figures indicate the number of cases found in the data file. They cannot be interpreted as summary statistics of the population of interest.			
# ms_charid_your_rel_charac: Who was the character that you related to?			
Information	[Type= discrete] [Format=numeric] [Range= 1-96] [Missing=*]		
Statistics [NW/ W]	[Valid=16 /-] [Invalid=4404 /-]		
Value	Label	Cases	Percentage
1	Bongi	1	<div></div> 6.2%
2	Clint	0	
3	Coalstove	1	<div></div> 6.2%
4	Femi	0	
5	Ipeleng	2	<div></div> 12.5%
6	Khensani	1	<div></div> 6.2%
7	Leo	0	
8	Q	2	<div></div> 12.5%
9	Reggie	3	<div></div> 18.8%
10	Rakeem	1	<div></div> 6.2%
11	Sheila	0	

# ms_charid_your_rel_charac: Who was the character that you related to?				
Value	Label	Cases	Percentage	
12	Sizwe	1	<div></div>	6.2%
13	Sol	1	<div></div>	6.2%
14	Storm	0		
15	Tsholofela	0		
16	Zamo	3	<div></div>	18.8%
96	Other specify	0		
Sysmiss		4404		
Warning: these figures indicate the number of cases found in the data file. They cannot be interpreted as summary statistics of the population of interest.				
# ms_charid_your_fav_oth: Please specify details on the other favorite character you had				
Information	[Type= discrete] [Format=character] [Missing=*]			
Statistics [NW/ W]	[Valid=0 /-] [Invalid=0 /-]			
# ms_socm_fav_media_platf: What is your favorite social media platform for messaging?				
Information	[Type= discrete] [Format=numeric] [Range= 1-96] [Missing=*]			
Statistics [NW/ W]	[Valid=3064 /-] [Invalid=1356 /-]			
Value	Label	Cases	Percentage	
1	Facebook	1338	<div></div>	43.7%
2	Instagram	20	<div></div>	0.7%
3	Snapchat	1	<div></div>	0.0%
4	Twitter	24	<div></div>	0.8%
5	You Tube	15	<div></div>	0.5%
6	What's App	831	<div></div>	27.1%
7	WeChat	9	<div></div>	0.3%
8	SMS	78	<div></div>	2.5%
9	I don't use anything	729	<div></div>	23.8%
96	Other specify	19	<div></div>	0.6%
Sysmiss		1356		
Warning: these figures indicate the number of cases found in the data file. They cannot be interpreted as summary statistics of the population of interest.				
# ms_socm_fav_media_oth: Please specify details on the other favorite media platform				
Information	[Type= discrete] [Format=character] [Missing=*]			
Statistics [NW/ W]	[Valid=19 /-] [Invalid=0 /-]			
# ms_socm_use_phone_for_1: What do you use your mobile phone for?				
Information	[Type= discrete] [Format=numeric] [Range= 1-96] [Missing=*]			
Statistics [NW/ W]	[Valid=2396 /-] [Invalid=2024 /-]			
Value	Label	Cases	Percentage	
1	Phone calls	2396	<div></div>	100.0%
2	SMS	0		
3	Taking pictures	0		
4	Watching movies	0		
5	Chat on Social media	0		
6	I don't have a phone	0		
7	Internet	0		
8	Playing games	0		

# ms_socm_use_phone_for_1: What do you use your mobile phone for?			
Value	Label	Cases	Percentage
93	Prefer not to answer	0	
96	Other specify	0	
Sysmiss		2024	
Warning: these figures indicate the number of cases found in the data file. They cannot be interpreted as summary statistics of the population of interest.			
# ms_socm_use_phone_for_2: What do you use your mobile phone for?			
Information	[Type= discrete] [Format=numeric] [Range= 1-96] [Missing=*]		
Statistics [NW/ W]	[Valid=1324 /-] [Invalid=3096 /-]		
Value	Label	Cases	Percentage
1	Phone calls	0	
2	SMS	1324	<div><div></div></div> 100.0%
3	Taking pictures	0	
4	Watching movies	0	
5	Chat on Social media	0	
6	I don't have a phone	0	
7	Internet	0	
8	Playing games	0	
93	Prefer not to answer	0	
96	Other specify	0	
Sysmiss		3096	
Warning: these figures indicate the number of cases found in the data file. They cannot be interpreted as summary statistics of the population of interest.			
# ms_socm_use_phone_for_3: What do you use your mobile phone for?			
Information	[Type= discrete] [Format=numeric] [Range= 1-96] [Missing=*]		
Statistics [NW/ W]	[Valid=702 /-] [Invalid=3718 /-]		
Value	Label	Cases	Percentage
1	Phone calls	0	
2	SMS	0	
3	Taking pictures	702	<div><div></div></div> 100.0%
4	Watching movies	0	
5	Chat on Social media	0	
6	I don't have a phone	0	
7	Internet	0	
8	Playing games	0	
93	Prefer not to answer	0	
96	Other specify	0	
Sysmiss		3718	
Warning: these figures indicate the number of cases found in the data file. They cannot be interpreted as summary statistics of the population of interest.			
# ms_socm_use_phone_for_4: What do you use your mobile phone for?			
Information	[Type= discrete] [Format=numeric] [Range= 1-96] [Missing=*]		
Statistics [NW/ W]	[Valid=284 /-] [Invalid=4136 /-]		
Value	Label	Cases	Percentage
1	Phone calls	0	
2	SMS	0	
3	Taking pictures	0	

# ms_socm_use_phone_for_4: What do you use your mobile phone for?				
Value	Label	Cases	Percentage	
4	Watching movies	284	<div><div></div></div> 100.0%	
5	Chat on Social media	0		
6	I don't have a phone	0		
7	Internet	0		
8	Playing games	0		
93	Prefer not to answer	0		
96	Other specify	0		
Sysmiss		4136		
Warning: these figures indicate the number of cases found in the data file. They cannot be interpreted as summary statistics of the population of interest.				
# ms_socm_use_phone_for_5: What do you use your mobile phone for?				
Information	[Type= discrete] [Format=numeric] [Range= 1-96] [Missing=*]			
Statistics [NW/ W]	[Valid=1619 /-] [Invalid=2801 /-]			
Value	Label	Cases	Percentage	
1	Phone calls	0	<div><div></div></div> 100.0%	
2	SMS	0		
3	Taking pictures	0		
4	Watching movies	0		
5	Chat on Social media	1619		
6	I don't have a phone	0		
7	Internet	0		
8	Playing games	0		
93	Prefer not to answer	0		
96	Other specify	0		
Sysmiss		2801		
Warning: these figures indicate the number of cases found in the data file. They cannot be interpreted as summary statistics of the population of interest.				
# ms_socm_use_phone_for_6: What do you use your mobile phone for?				
Information	[Type= discrete] [Format=numeric] [Range= 1-96] [Missing=*]			
Statistics [NW/ W]	[Valid=398 /-] [Invalid=4022 /-]			
Value	Label	Cases	Percentage	
1	Phone calls	0	<div><div></div></div> 100.0%	
2	SMS	0		
3	Taking pictures	0		
4	Watching movies	0		
5	Chat on Social media	0		
6	I don't have a phone	398		
7	Internet	0		
8	Playing games	0		
93	Prefer not to answer	0		
96	Other specify	0		
Sysmiss		4022		
Warning: these figures indicate the number of cases found in the data file. They cannot be interpreted as summary statistics of the population of interest.				
# ms_socm_use_phone_for_7: What do you use your mobile phone for?				
Information	[Type= discrete] [Format=numeric] [Range= 1-96] [Missing=*]			

# ms_socm_use_phone_for_7: What do you use your mobile phone for?			
Statistics [NW/ W]		[Valid=703 /-] [Invalid=3717 /-]	
Value	Label	Cases	Percentage
1	Phone calls	0	
2	SMS	0	
3	Taking pictures	0	
4	Watching movies	0	
5	Chat on Social media	0	
6	I don't have a phone	0	
7	Internet	703	<div><div></div></div> 100.0%
8	Playing games	0	
93	Prefer not to answer	0	
96	Other specify	0	
Sysmiss		3717	
Warning: these figures indicate the number of cases found in the data file. They cannot be interpreted as summary statistics of the population of interest.			
# ms_socm_use_phone_for_8: What do you use your mobile phone for?			
Information		[Type= discrete] [Format=numeric] [Range= 1-96] [Missing=*]	
Statistics [NW/ W]		[Valid=440 /-] [Invalid=3980 /-]	
Value	Label	Cases	Percentage
1	Phone calls	0	
2	SMS	0	
3	Taking pictures	0	
4	Watching movies	0	
5	Chat on Social media	0	
6	I don't have a phone	0	
7	Internet	0	
8	Playing games	440	<div><div></div></div> 100.0%
93	Prefer not to answer	0	
96	Other specify	0	
Sysmiss		3980	
Warning: these figures indicate the number of cases found in the data file. They cannot be interpreted as summary statistics of the population of interest.			
# ms_socm_use_phone_for_93: What do you use your mobile phone for?			
Information		[Type= discrete] [Format=numeric] [Range= 1-96] [Missing=*]	
Statistics [NW/ W]		[Valid=3 /-] [Invalid=4417 /-]	
Value	Label	Cases	Percentage
1	Phone calls	0	
2	SMS	0	
3	Taking pictures	0	
4	Watching movies	0	
5	Chat on Social media	0	
6	I don't have a phone	0	
7	Internet	0	
8	Playing games	0	
93	Prefer not to answer	3	<div><div></div></div> 100.0%
96	Other specify	0	

# ms_socm_use_phone_for_93: What do you use your mobile phone for?			
Value	Label	Cases	Percentage
Sysmiss		4417	
Warning: these figures indicate the number of cases found in the data file. They cannot be interpreted as summary statistics of the population of interest.			
# ms_socm_use_phone_for_96: What do you use your mobile phone for?			
Information	[Type= discrete] [Format=numeric] [Range= 1-96] [Missing=*]		
Statistics [NW/ W]	[Valid=27 /-] [Invalid=4393 /-]		
Value	Label	Cases	Percentage
1	Phone calls	0	
2	SMS	0	
3	Taking pictures	0	
4	Watching movies	0	
5	Chat on Social media	0	
6	I don't have a phone	0	
7	Internet	0	
8	Playing games	0	
93	Prefer not to answer	0	
96	Other specify	27	100.0%
Sysmiss		4393	
Warning: these figures indicate the number of cases found in the data file. They cannot be interpreted as summary statistics of the population of interest.			
# ms_socm_use_phone_oth: Specify other uses of your mobile phone			
Information	[Type= discrete] [Format=character] [Missing=*]		
Statistics [NW/ W]	[Valid=28 /-] [Invalid=0 /-]		
# ms_know_hiv_prevent_1: Which method do you use/have you used to avoid getting HIV?			
Information	[Type= discrete] [Format=numeric] [Range= 1-96] [Missing=*]		
Statistics [NW/ W]	[Valid=2 /-] [Invalid=4418 /-]		
Value	Label	Cases	Percentage
1	PrEP	2	100.0%
2	Condoms	0	
3	PEP	0	
4	None	0	
5	Never had sex	0	
96	Other specify	0	
Sysmiss		4418	
Warning: these figures indicate the number of cases found in the data file. They cannot be interpreted as summary statistics of the population of interest.			
# ms_know_hiv_prevent_2: Which method do you use/have you used to avoid getting HIV?			
Information	[Type= discrete] [Format=numeric] [Range= 1-96] [Missing=*]		
Statistics [NW/ W]	[Valid=1694 /-] [Invalid=2726 /-]		
Value	Label	Cases	Percentage
1	PrEP	0	
2	Condoms	1694	100.0%
3	PEP	0	
4	None	0	
5	Never had sex	0	

# ms_know_hiv_prevent_2: Which method do you use/have you used to avoid getting HIV?			
Value	Label	Cases	Percentage
96	Other specify	0	
Sysmiss		2726	
Warning: these figures indicate the number of cases found in the data file. They cannot be interpreted as summary statistics of the population of interest.			
# ms_know_hiv_prevent_3: Which method do you use/have you used to avoid getting HIV?			
Information	[Type= discrete] [Format=numeric] [Range= 1-96] [Missing=*]		
Statistics [NW/ W]	[Valid=1 -/] [Invalid=4419 -/]		
Value	Label	Cases	Percentage
1	PrEP	0	
2	Condoms	0	
3	PEP	1	100.0%
4	None	0	
5	Never had sex	0	
96	Other specify	0	
Sysmiss		4419	
Warning: these figures indicate the number of cases found in the data file. They cannot be interpreted as summary statistics of the population of interest.			
# ms_know_hiv_prevent_4: Which method do you use/have you used to avoid getting HIV?			
Information	[Type= discrete] [Format=numeric] [Range= 1-96] [Missing=*]		
Statistics [NW/ W]	[Valid=343 -/] [Invalid=4077 -/]		
Value	Label	Cases	Percentage
1	PrEP	0	
2	Condoms	0	
3	PEP	0	
4	None	343	100.0%
5	Never had sex	0	
96	Other specify	0	
Sysmiss		4077	
Warning: these figures indicate the number of cases found in the data file. They cannot be interpreted as summary statistics of the population of interest.			
# ms_know_hiv_prevent_5: Which method do you use/have you used to avoid getting HIV?			
Information	[Type= discrete] [Format=numeric] [Range= 1-96] [Missing=*]		
Statistics [NW/ W]	[Valid=884 -/] [Invalid=3536 -/]		
Value	Label	Cases	Percentage
1	PrEP	0	
2	Condoms	0	
3	PEP	0	
4	None	0	
5	Never had sex	884	100.0%
96	Other specify	0	
Sysmiss		3536	
Warning: these figures indicate the number of cases found in the data file. They cannot be interpreted as summary statistics of the population of interest.			
# ms_know_hiv_prevent_96: Which method do you use/have you used to avoid getting HIV?			
Information	[Type= discrete] [Format=numeric] [Range= 1-96] [Missing=*]		
Statistics [NW/ W]	[Valid=16 -/] [Invalid=4404 -/]		

# ms_know_hiv_prevent_96: Which method do you use/have you used to avoid getting HIV?			
Value	Label	Cases	Percentage
1	PrEP	0	<div></div>
2	Condoms	0	
3	PEP	0	
4	None	0	
5	Never had sex	0	
96	Other specify	16	
Sysmiss		4404	<div></div> 100.0%
Warning: these figures indicate the number of cases found in the data file. They cannot be interpreted as summary statistics of the population of interest.			
# ms_know_hiv_prevent_oth: Please specify details on the other method to avoid getting HIV			
Information	[Type= discrete] [Format=character] [Missing=*]		
Statistics [NW/ W]	[Valid=17 /-] [Invalid=0 /-]		
# ms_stigma_relav_hiv_pos: Would you be willing to be in a romantic relationship with someone who is HIV+?			
Information	[Type= discrete] [Format=numeric] [Range= 0-98] [Missing=*]		
Statistics [NW/ W]	[Valid=3064 /-] [Invalid=1356 /-]		
Value	Label	Cases	Percentage
0	No, I have never had it	0	<div></div>
1	Yes	755	
2	No	1997	<div></div> 65.2%
3	Yes, but not sure about the exact age	0	<div></div>
90	I am not sure	148	
93	Prefer not to answer	4	<div></div> 0.1%
95	Not had sex with this partner in the last 4 weeks	0	<div></div>
97	N/A	0	
98	Don't know	160	<div></div> 5.2%
Sysmiss		1356	
Warning: these figures indicate the number of cases found in the data file. They cannot be interpreted as summary statistics of the population of interest.			
# ms_stigma_att_supp_group: Would you support a friend or romantic partner with HIV by going to an HIV suppo			
Information	[Type= discrete] [Format=numeric] [Range= 0-98] [Missing=*]		
Statistics [NW/ W]	[Valid=3064 /-] [Invalid=1356 /-]		
Value	Label	Cases	Percentage
0	No, I have never had it	0	<div></div>
1	Yes	2819	
2	No	148	<div></div> 4.8%
3	Yes, but not sure about the exact age	0	<div></div>
90	I am not sure	44	
93	Prefer not to answer	5	<div></div> 0.2%
95	Not had sex with this partner in the last 4 weeks	0	<div></div>
97	N/A	0	
98	Don't know	48	<div></div> 1.6%
Sysmiss		1356	
Warning: these figures indicate the number of cases found in the data file. They cannot be interpreted as summary statistics of the population of interest.			
# ms_stigma_samesex_relav: Do you think your community would judge negatively men and women in same-sex rel			
Information	[Type= discrete] [Format=numeric] [Range= 0-98] [Missing=*]		

ms_stigma_samesex_rel: Do you think your community would judge negatively men and women in same-sex rel

Statistics [NW/ W] [Valid=3064 /-] [Invalid=1356 /-]

Value	Label	Cases	Percentage
0	No, I have never had it	0	
1	Yes	1679	<div></div> 54.8%
2	No	749	<div></div> 24.4%
3	Yes, but not sure about the exact age	0	
90	I am not sure	192	<div></div> 6.3%
93	Prefer not to answer	3	<div></div> 0.1%
95	Not had sex with this partner in the last 4 weeks	0	
97	N/A	0	
98	Don't know	441	<div></div> 14.4%
Sysmiss		1356	

Warning: these figures indicate the number of cases found in the data file. They cannot be interpreted as summary statistics of the population of interest.

File : AHRI.DREAMS.MultiLevel.IndivEduEcoNutritionSituation.2018.v2

project_id: REDCap Project Identifier

Information	[Type= discrete] [Format=numeric] [Range= 380-380] [Missing=*]
Statistics [NW/ W]	[Valid=4420 /-] [Invalid=0 /-]

event_id: REDCap Event Identifier

Information	[Type= discrete] [Format=numeric] [Range= 1080-1080] [Missing=*]
Statistics [NW/ W]	[Valid=4420 /-] [Invalid=0 /-]

cohort: Cohort Description

Information	[Type= discrete] [Format=character] [Missing=*]
Statistics [NW/ W]	[Valid=4420 /-] [Invalid=0 /-]

round: Round Description

Information	[Type= discrete] [Format=character] [Missing=*]
Statistics [NW/ W]	[Valid=4420 /-] [Invalid=0 /-]

IIntId: Individual ID

Information	[Type= continuous] [Format=numeric] [Range= 166-220477] [Missing=*]
Statistics [NW/ W]	[Valid=4420 /-] [Invalid=0 /-] [Mean=88526.11 /-] [StdDev=51253.828 /-]

ie_inschool: Are you currently still in school?

Information	[Type= discrete] [Format=numeric] [Range= 0-98] [Missing=*]
Statistics [NW/ W]	[Valid=3064 /-] [Invalid=1356 /-]

Value	Label	Cases	Percentage
0	No, I have never had it	0	
1	Yes	1428	46.6%
2	No	1635	53.4%
3	Yes, but not sure about the exact age	0	
90	I am not sure	0	
93	Prefer not to answer	1	0.0%
95	Not had sex with this partner in the last 4 weeks	0	
97	N/A	0	
98	Don't know	0	
Sysmiss		1356	

Warning: these figures indicate the number of cases found in the data file. They cannot be interpreted as summary statistics of the population of interest.

ie_prev_inschool_state: Where you still in school the last time we saw you?

Information	[Type= discrete] [Format=numeric] [Range= 0-98] [Missing=*]
Statistics [NW/ W]	[Valid=0 /-] [Invalid=4420 /-]

Value	Label	Cases	Percentage
0	No, I have never had it	0	
1	Yes	0	
2	No	0	
3	Yes, but not sure about the exact age	0	
90	I am not sure	0	
93	Prefer not to answer	0	
95	Not had sex with this partner in the last 4 weeks	0	

File : AHRI.DREAMS.MultiLevel.IndivEduEcoNutritionSituation.2018.v2

ie_prev_inschool_state: Where you still in school the last time we saw you?

Value	Label	Cases	Percentage
97	N/A	0	
98	Don't know	0	
Sysmiss		4420	

Warning: these figures indicate the number of cases found in the data file. They cannot be interpreted as summary statistics of the population of interest.

ie_schoolgrade: In which grade are you? (Grade 1

Information	[Type= discrete] [Format=character] [Missing=*]
Statistics [NW/ W]	[Valid=1428 /-] [Invalid=0 /-]

ie_daysabssch: How many days were you absent from school?

Information	[Type= discrete] [Format=character] [Missing=*]
Statistics [NW/ W]	[Valid=1428 /-] [Invalid=0 /-]

ie_schabsreas_1: What were the main reasons why you were absent? [Don't read responses. Select al

Information	[Type= discrete] [Format=numeric] [Range= 1-96] [Missing=*]
Statistics [NW/ W]	[Valid=309 /-] [Invalid=4111 /-]

Value	Label	Cases	Percentage
1	Health/illness: Went to the doctor / sickness or injury	309	100.0%
2	Weather conditions / floods/ too hot	0	
3	Family responsibilities: Visiting relatives, was out of town/funeral/ relative died/looking after family member/child watched livestock/ child was working/collecting social grant	0	
4	Institutional/in-school factors: educator was absent/educator victimises learner/assaulted by the educator/educator attending course/exam period/no feeding scheme that day/ school opened earlier than expected	0	
5	Financial/cost of education: financial problems/school fees unpaid/ no transport money/did not go on a school trip/did not have complete uniform	0	
6	Child/youth did not want to go to school	0	
7	Transport and physical access: Transport unavailable/school is far away	0	
8	Child/youth was running late for school/fear of punishment	0	
9	Age: Feeling too old/too young to attend school	0	
10	Learning Disabilities/ Learning difficulties/Difficulty coping academically	0	
11	Food insecurity: no or little food	0	
12	Pregnancy	0	
13	Not accepted for enrolment	0	
14	Boredom with school/subject	0	
15	Violence in school/bullying/doesn't feel safe travelling or walking to school	0	
96	Other	0	
Sysmiss		4111	

Warning: these figures indicate the number of cases found in the data file. They cannot be interpreted as summary statistics of the population of interest.

ie_schabsreas_10: What were the main reasons why you were absent? [Don't read responses. Select al

Information	[Type= discrete] [Format=numeric] [Range= 1-96] [Missing=*]
-------------	---

File : AHRI.DREAMS.MultiLevel.IndivEduEcoNutritionSituation.2018.v2

ie_schabsreas_10: What were the main reasons why you were absent? [Don't read responses. Select al

Statistics [NW/ W] [Valid=1 /-] [Invalid=4419 /-]

Value	Label	Cases	Percentage
1	Health/illness: Went to the doctor / sickness or injury	0	
2	Weather conditions / floods/ too hot	0	
3	Family responsibilities: Visiting relatives, was out of town/funeral/ relative died/looking after family member/child watched livestock/ child was working/collecting social grant	0	
4	Institutional/in-school factors: educator was absent/educator victimises learner/assaulted by the educator/educator attending course/exam period/no feeding scheme that day/ school opened earlier than expected	0	
5	Financial/cost of education: financial problems/school fees unpaid/ no transport money/did not go on a school trip/did not have complete uniform	0	
6	Child/youth did not want to go to school	0	
7	Transport and physical access: Transport unavailable/school is far away	0	
8	Child/youth was running late for school/fear of punishment	0	
9	Age: Feeling too old/too young to attend school	0	
10	Learning Disabilities/ Learning difficulties/Difficulty coping academically	1	100.0%
11	Food insecurity: no or little food	0	
12	Pregnancy	0	
13	Not accepted for enrolment	0	
14	Boredom with school/subject	0	
15	Violence in school/bullying/doesn't feel safe travelling or walking to school	0	
96	Other	0	
Sysmiss		4419	

Warning: these figures indicate the number of cases found in the data file. They cannot be interpreted as summary statistics of the population of interest.

ie_schabsreas_11: What were the main reasons why you were absent? [Don't read responses. Select al

Information [Type= discrete] [Format=numeric] [Range= 1-96] [Missing=*]

Statistics [NW/ W] [Valid=1 /-] [Invalid=4419 /-]

Value	Label	Cases	Percentage
1	Health/illness: Went to the doctor / sickness or injury	0	
2	Weather conditions / floods/ too hot	0	
3	Family responsibilities: Visiting relatives, was out of town/funeral/ relative died/looking after family member/child watched livestock/ child was working/collecting social grant	0	
4	Institutional/in-school factors: educator was absent/educator victimises learner/assaulted by the educator/educator attending course/exam period/no feeding scheme that day/ school opened earlier than expected	0	
5	Financial/cost of education: financial problems/school fees unpaid/ no transport money/did not go on a school trip/did not have complete uniform	0	
6	Child/youth did not want to go to school	0	
7	Transport and physical access: Transport unavailable/school is far away	0	

File : AHRI.DREAMS.MultiLevel.IndivEduEcoNutritionSituation.2018.v2

ie_schabsreas_11: What were the main reasons why you were absent? [Don't read responses. Select al

Value	Label	Cases	Percentage
8	Child/youth was running late for school/fear of punishment	0	
9	Age: Feeling too old/too young to attend school	0	
10	Learning Disabilities/ Learning difficulties/Difficulty coping academically	0	
11	Food insecurity: no or little food	1	100.0%
12	Pregnancy	0	
13	Not accepted for enrolment	0	
14	Boredom with school/subject	0	
15	Violence in school/bullying/doesn't feel safe travelling or walking to school	0	
96	Other	0	
Sysmiss		4419	

Warning: these figures indicate the number of cases found in the data file. They cannot be interpreted as summary statistics of the population of interest.

ie_schabsreas_14: What were the main reasons why you were absent? [Don't read responses. Select al

Information	[Type= discrete] [Format=numeric] [Range= 1-96] [Missing=*]
Statistics [NW/ W]	[Valid=19 /-] [Invalid=4401 /-]

Value	Label	Cases	Percentage
1	Health/illness: Went to the doctor / sickness or injury	0	
2	Weather conditions / floods/ too hot	0	
3	Family responsibilities: Visiting relatives, was out of town/funeral/ relative died/looking after family member/child watched livestock/ child was working/collecting social grant	0	
4	Institutional/in-school factors: educator was absent/educator victimises learner/assaulted by the educator/educator attending course/exam period/no feeding scheme that day/ school opened earlier than expected	0	
5	Financial/cost of education: financial problems/school fees unpaid/ no transport money/did not go on a school trip/did not have complete uniform	0	
6	Child/youth did not want to go to school	0	
7	Transport and physical access: Transport unavailable/school is far away	0	
8	Child/youth was running late for school/fear of punishment	0	
9	Age: Feeling too old/too young to attend school	0	
10	Learning Disabilities/ Learning difficulties/Difficulty coping academically	0	
11	Food insecurity: no or little food	0	
12	Pregnancy	0	
13	Not accepted for enrolment	0	
14	Boredom with school/subject	19	100.0%
15	Violence in school/bullying/doesn't feel safe travelling or walking to school	0	
96	Other	0	
Sysmiss		4401	

Warning: these figures indicate the number of cases found in the data file. They cannot be interpreted as summary statistics of the population of interest.

File : AHRI.DREAMS.MultiLevel.IndivEduEcoNutritionSituation.2018.v2

ie_schabsreas_15: What were the main reasons why you were absent? [Don't read responses. Select al

Information	[Type= discrete] [Format=numeric] [Range= 1-96] [Missing=*]
Statistics [NW/ W]	[Valid=4 /-] [Invalid=4416 /-]

Value	Label	Cases	Percentage
1	Health/illness: Went to the doctor / sickness or injury	0	
2	Weather conditions / floods/ too hot	0	
3	Family responsibilities: Visiting relatives, was out of town/funeral/ relative died/looking after family member/child watched livestock/ child was working/collecting social grant	0	
4	Institutional/in-school factors: educator was absent/educator victimises learner/assaulted by the educator/educator attending course/exam period/no feeding scheme that day/ school opened earlier than expected	0	
5	Financial/cost of education: financial problems/school fees unpaid/ no transport money/did not go on a school trip/did not have complete uniform	0	
6	Child/youth did not want to go to school	0	
7	Transport and physical access: Transport unavailable/school is far away	0	
8	Child/youth was running late for school/fear of punishment	0	
9	Age: Feeling too old/too young to attend school	0	
10	Learning Disabilities/ Learning difficulties/Difficulty coping academically	0	
11	Food insecurity: no or little food	0	
12	Pregnancy	0	
13	Not accepted for enrolment	0	
14	Boredom with school/subject	0	
15	Violence in school/bullying/doesn't feel safe travelling or walking to school	4	100.0%
96	Other	0	
Sysmiss		4416	

Warning: these figures indicate the number of cases found in the data file. They cannot be interpreted as summary statistics of the population of interest.

ie_schabsreas_2: What were the main reasons why you were absent? [Don't read responses. Select al

Information	[Type= discrete] [Format=numeric] [Range= 1-96] [Missing=*]
Statistics [NW/ W]	[Valid=107 /-] [Invalid=4313 /-]

Value	Label	Cases	Percentage
1	Health/illness: Went to the doctor / sickness or injury	0	
2	Weather conditions / floods/ too hot	107	100.0%
3	Family responsibilities: Visiting relatives, was out of town/funeral/ relative died/looking after family member/child watched livestock/ child was working/collecting social grant	0	
4	Institutional/in-school factors: educator was absent/educator victimises learner/assaulted by the educator/educator attending course/exam period/no feeding scheme that day/ school opened earlier than expected	0	
5	Financial/cost of education: financial problems/school fees unpaid/ no transport money/did not go on a school trip/did not have complete uniform	0	
6	Child/youth did not want to go to school	0	

File : AHRI.DREAMS.MultiLevel.IndivEduEcoNutritionSituation.2018.v2

ie_schabsreas_2: What were the main reasons why you were absent? [Don't read responses. Select al

Value	Label	Cases	Percentage
7	Transport and physical access: Transport unavailable/school is far away	0	
8	Child/youth was running late for school/fear of punishment	0	
9	Age: Feeling too old/too young to attend school	0	
10	Learning Disabilities/ Learning difficulties/Difficulty coping academically	0	
11	Food insecurity: no or little food	0	
12	Pregnancy	0	
13	Not accepted for enrolment	0	
14	Boredom with school/subject	0	
15	Violence in school/bullying/doesn't feel safe travelling or walking to school	0	
96	Other	0	
Sysmiss		4313	

Warning: these figures indicate the number of cases found in the data file. They cannot be interpreted as summary statistics of the population of interest.

ie_schabsreas_3: What were the main reasons why you were absent? [Don't read responses. Select al

Information	[Type= discrete] [Format=numeric] [Range= 1-96] [Missing=*]
Statistics [NW/ W]	[Valid=32 /-] [Invalid=4388 /-]

Value	Label	Cases	Percentage
1	Health/illness: Went to the doctor / sickness or injury	0	
2	Weather conditions / floods/ too hot	0	
3	Family responsibilities: Visiting relatives, was out of town/funeral/ relative died/looking after family member/child watched livestock/ child was working/collecting social grant	32	100.0%
4	Institutional/in-school factors: educator was absent/educator victimises learner/assaulted by the educator/educator attending course/exam period/no feeding scheme that day/ school opened earlier than expected	0	
5	Financial/cost of education: financial problems/school fees unpaid/ no transport money/did not go on a school trip/did not have complete uniform	0	
6	Child/youth did not want to go to school	0	
7	Transport and physical access: Transport unavailable/school is far away	0	
8	Child/youth was running late for school/fear of punishment	0	
9	Age: Feeling too old/too young to attend school	0	
10	Learning Disabilities/ Learning difficulties/Difficulty coping academically	0	
11	Food insecurity: no or little food	0	
12	Pregnancy	0	
13	Not accepted for enrolment	0	
14	Boredom with school/subject	0	
15	Violence in school/bullying/doesn't feel safe travelling or walking to school	0	
96	Other	0	
Sysmiss		4388	

Warning: these figures indicate the number of cases found in the data file. They cannot be interpreted as summary statistics of the population of interest.

File : AHRI.DREAMS.MultiLevel.IndivEduEcoNutritionSituation.2018.v2

ie_schabsreas_4: What were the main reasons why you were absent? [Don't read responses. Select al

Information	[Type= discrete] [Format=numeric] [Range= 1-96] [Missing=*]
Statistics [NW/ W]	[Valid=60 /-] [Invalid=4360 /-]

Value	Label	Cases	Percentage
1	Health/illness: Went to the doctor / sickness or injury	0	
2	Weather conditions / floods/ too hot	0	
3	Family responsibilities: Visiting relatives, was out of town/funeral/ relative died/looking after family member/child watched livestock/ child was working/collecting social grant	0	
4	Institutional/in-school factors: educator was absent/educator victimises learner/assaulted by the educator/educator attending course/exam period/no feeding scheme that day/ school opened earlier than expected	60	100.0%
5	Financial/cost of education: financial problems/school fees unpaid/ no transport money/did not go on a school trip/did not have complete uniform	0	
6	Child/youth did not want to go to school	0	
7	Transport and physical access: Transport unavailable/school is far away	0	
8	Child/youth was running late for school/fear of punishment	0	
9	Age: Feeling too old/too young to attend school	0	
10	Learning Disabilities/ Learning difficulties/Difficulty coping academically	0	
11	Food insecurity: no or little food	0	
12	Pregnancy	0	
13	Not accepted for enrolment	0	
14	Boredom with school/subject	0	
15	Violence in school/bullying/doesn't feel safe travelling or walking to school	0	
96	Other	0	
Sysmiss		4360	

Warning: these figures indicate the number of cases found in the data file. They cannot be interpreted as summary statistics of the population of interest.

ie_schabsreas_5: What were the main reasons why you were absent? [Don't read responses. Select al

Information	[Type= discrete] [Format=numeric] [Range= 1-96] [Missing=*]
Statistics [NW/ W]	[Valid=19 /-] [Invalid=4401 /-]

Value	Label	Cases	Percentage
1	Health/illness: Went to the doctor / sickness or injury	0	
2	Weather conditions / floods/ too hot	0	
3	Family responsibilities: Visiting relatives, was out of town/funeral/ relative died/looking after family member/child watched livestock/ child was working/collecting social grant	0	
4	Institutional/in-school factors: educator was absent/educator victimises learner/assaulted by the educator/educator attending course/exam period/no feeding scheme that day/ school opened earlier than expected	0	
5	Financial/cost of education: financial problems/school fees unpaid/ no transport money/did not go on a school trip/did not have complete uniform	19	100.0%
6	Child/youth did not want to go to school	0	

File : AHRI.DREAMS.MultiLevel.IndivEduEcoNutritionSituation.2018.v2

ie_schabsreas_5: What were the main reasons why you were absent? [Don't read responses. Select al

Value	Label	Cases	Percentage
7	Transport and physical access: Transport unavailable/school is far away	0	
8	Child/youth was running late for school/fear of punishment	0	
9	Age: Feeling too old/too young to attend school	0	
10	Learning Disabilities/ Learning difficulties/Difficulty coping academically	0	
11	Food insecurity: no or little food	0	
12	Pregnancy	0	
13	Not accepted for enrolment	0	
14	Boredom with school/subject	0	
15	Violence in school/bullying/doesn't feel safe travelling or walking to school	0	
96	Other	0	
Sysmiss		4401	

Warning: these figures indicate the number of cases found in the data file. They cannot be interpreted as summary statistics of the population of interest.

ie_schabsreas_6: What were the main reasons why you were absent? [Don't read responses. Select al

Information	[Type= discrete] [Format=numeric] [Range= 1-96] [Missing=*]
Statistics [NW/ W]	[Valid=14 /-] [Invalid=4406 /-]

Value	Label	Cases	Percentage
1	Health/illness: Went to the doctor / sickness or injury	0	
2	Weather conditions / floods/ too hot	0	
3	Family responsibilities: Visiting relatives, was out of town/funeral/ relative died/looking after family member/child watched livestock/ child was working/collecting social grant	0	
4	Institutional/in-school factors: educator was absent/educator victimises learner/assaulted by the educator/educator attending course/exam period/no feeding scheme that day/ school opened earlier than expected	0	
5	Financial/cost of education: financial problems/school fees unpaid/ no transport money/did not go on a school trip/did not have complete uniform	0	
6	Child/youth did not want to go to school	14	100.0%
7	Transport and physical access: Transport unavailable/school is far away	0	
8	Child/youth was running late for school/fear of punishment	0	
9	Age: Feeling too old/too young to attend school	0	
10	Learning Disabilities/ Learning difficulties/Difficulty coping academically	0	
11	Food insecurity: no or little food	0	
12	Pregnancy	0	
13	Not accepted for enrolment	0	
14	Boredom with school/subject	0	
15	Violence in school/bullying/doesn't feel safe travelling or walking to school	0	
96	Other	0	
Sysmiss		4406	

Warning: these figures indicate the number of cases found in the data file. They cannot be interpreted as summary statistics of the population of interest.

File : AHRI.DREAMS.MultiLevel.IndivEduEcoNutritionSituation.2018.v2

ie_schabsreas_7: What were the main reasons why you were absent? [Don't read responses. Select al

Information	[Type= discrete] [Format=numeric] [Range= 1-96] [Missing=*]
Statistics [NW/ W]	[Valid=21 /-] [Invalid=4399 /-]

Value	Label	Cases	Percentage
1	Health/illness: Went to the doctor / sickness or injury	0	
2	Weather conditions / floods/ too hot	0	
3	Family responsibilities: Visiting relatives, was out of town/funeral/ relative died/looking after family member/child watched livestock/ child was working/collecting social grant	0	
4	Institutional/in-school factors: educator was absent/educator victimises learner/assaulted by the educator/educator attending course/exam period/no feeding scheme that day/ school opened earlier than expected	0	
5	Financial/cost of education: financial problems/school fees unpaid/ no transport money/did not go on a school trip/did not have complete uniform	0	
6	Child/youth did not want to go to school	0	
7	Transport and physical access: Transport unavailable/school is far away	21	100.0%
8	Child/youth was running late for school/fear of punishment	0	
9	Age: Feeling too old/too young to attend school	0	
10	Learning Disabilities/ Learning difficulties/Difficulty coping academically	0	
11	Food insecurity: no or little food	0	
12	Pregnancy	0	
13	Not accepted for enrolment	0	
14	Boredom with school/subject	0	
15	Violence in school/bullying/doesn't feel safe travelling or walking to school	0	
96	Other	0	
Sysmiss		4399	

Warning: these figures indicate the number of cases found in the data file. They cannot be interpreted as summary statistics of the population of interest.

ie_schabsreas_8: What were the main reasons why you were absent? [Don't read responses. Select al

Information	[Type= discrete] [Format=numeric] [Range= 1-96] [Missing=*]
Statistics [NW/ W]	[Valid=14 /-] [Invalid=4406 /-]

Value	Label	Cases	Percentage
1	Health/illness: Went to the doctor / sickness or injury	0	
2	Weather conditions / floods/ too hot	0	
3	Family responsibilities: Visiting relatives, was out of town/funeral/ relative died/looking after family member/child watched livestock/ child was working/collecting social grant	0	
4	Institutional/in-school factors: educator was absent/educator victimises learner/assaulted by the educator/educator attending course/exam period/no feeding scheme that day/ school opened earlier than expected	0	
5	Financial/cost of education: financial problems/school fees unpaid/ no transport money/did not go on a school trip/did not have complete uniform	0	
6	Child/youth did not want to go to school	0	

File : AHRI.DREAMS.MultiLevel.IndivEduEcoNutritionSituation.2018.v2

ie_schabsreas_8: What were the main reasons why you were absent? [Don't read responses. Select al

Value	Label	Cases	Percentage
7	Transport and physical access: Transport unavailable/school is far away	0	
8	Child/youth was running late for school/fear of punishment	14	100.0%
9	Age: Feeling too old/too young to attend school	0	
10	Learning Disabilities/ Learning difficulties/Difficulty coping academically	0	
11	Food insecurity: no or little food	0	
12	Pregnancy	0	
13	Not accepted for enrolment	0	
14	Boredom with school/subject	0	
15	Violence in school/bullying/doesn't feel safe travelling or walking to school	0	
96	Other	0	
Sysmiss		4406	

Warning: these figures indicate the number of cases found in the data file. They cannot be interpreted as summary statistics of the population of interest.

ie_schabsreas_96: What were the main reasons why you were absent? [Don't read responses. Select al

Information	[Type= discrete] [Format=numeric] [Range= 1-96] [Missing=*]
Statistics [NW/ W]	[Valid=47 /-] [Invalid=4373 /-]

Value	Label	Cases	Percentage
1	Health/illness: Went to the doctor / sickness or injury	0	
2	Weather conditions / floods/ too hot	0	
3	Family responsibilities: Visiting relatives, was out of town/funeral/ relative died/looking after family member/child watched livestock/ child was working/collecting social grant	0	
4	Institutional/in-school factors: educator was absent/educator victimises learner/assaulted by the educator/educator attending course/exam period/no feeding scheme that day/ school opened earlier than expected	0	
5	Financial/cost of education: financial problems/school fees unpaid/ no transport money/did not go on a school trip/did not have complete uniform	0	
6	Child/youth did not want to go to school	0	
7	Transport and physical access: Transport unavailable/school is far away	0	
8	Child/youth was running late for school/fear of punishment	0	
9	Age: Feeling too old/too young to attend school	0	
10	Learning Disabilities/ Learning difficulties/Difficulty coping academically	0	
11	Food insecurity: no or little food	0	
12	Pregnancy	0	
13	Not accepted for enrolment	0	
14	Boredom with school/subject	0	
15	Violence in school/bullying/doesn't feel safe travelling or walking to school	0	
96	Other	47	100.0%
Sysmiss		4373	

Warning: these figures indicate the number of cases found in the data file. They cannot be interpreted as summary statistics of the population of interest.

File : AHRI.DREAMS.MultiLevel.IndivEduEcoNutritionSituation.2018.v2

ie_absschreaso: Please specify the other reasons for being absent

Information [Type= discrete] [Format=character] [Missing=*]

Statistics [NW/ W] [Valid=53 /-]

ie_highlevledu: What is your highest level of education achieved / qualification ('attainment')

Information [Type= discrete] [Format=numeric] [Range= 0-98] [Missing=*]

Statistics [NW/ W] [Valid=1632 /-] [Invalid=2788 /-]

Value	Label	Cases	Percentage
0	None	8	0.5%
1	Some primary	76	4.7%
2	Some secondary	552	33.8%
3	Completed secondary/matrikulated	831	50.9%
4	Certificate	103	6.3%
5	Diploma	33	2.0%
6	Bachelors degree	20	1.2%
7	Bachelors + Diploma	3	0.2%
8	Honours	4	0.2%
93	Prefer not to answer	2	0.1%
98	Don't know	0	
Sysmiss		2788	

Warning: these figures indicate the number of cases found in the data file. They cannot be interpreted as summary statistics of the population of interest.

ie_employed: Are you currently in full

Information [Type= discrete] [Format=numeric] [Range= 1-98] [Missing=*]

Statistics [NW/ W] [Valid=3064 /-] [Invalid=1356 /-]

Value	Label	Cases	Percentage
1	Full-time employment	273	8.9%
2	No, Not employeeed	2483	81.0%
3	Part-time employment	305	10.0%
4	Studying	0	
93	Prefer not to answer	1	0.0%
98	Don't know	2	0.1%
Sysmiss		1356	

Warning: these figures indicate the number of cases found in the data file. They cannot be interpreted as summary statistics of the population of interest.

ie_othincome: Do you have any other source of income?

Information [Type= discrete] [Format=numeric] [Range= 0-98] [Missing=*]

Statistics [NW/ W] [Valid=3063 /-] [Invalid=1357 /-]

Value	Label	Cases	Percentage
0	No, I have never had it	0	
1	Yes	287	9.4%
2	No	2772	90.5%
3	Yes, but not sure about the exact age	0	
90	I am not sure	0	
93	Prefer not to answer	4	0.1%
95	Not had sex with this partner in the last 4 weeks	0	

File : AHRI.DREAMS.MultiLevel.IndivEduEcoNutritionSituation.2018.v2

ie_othincome: Do you have any other source of income?

Value	Label	Cases	Percentage
97	N/A	0	
98	Don't know	0	
Sysmiss		1357	

Warning: these figures indicate the number of cases found in the data file. They cannot be interpreted as summary statistics of the population of interest.

ie_incomeoth: What Other sources of income do you have?

Information	[Type= discrete] [Format=character] [Missing=*]
Statistics [NW/ W]	[Valid=287 /-] [Invalid=0 /-]

ie_granttype_1: Do you receive any Government Grant for yourself? Please specify the types of gr

Information	[Type= discrete] [Format=numeric] [Range= 1-98] [Missing=*]
Statistics [NW/ W]	[Valid=412 /-] [Invalid=4008 /-]

Value	Label	Cases	Percentage
1	Yes, Child support	412	100.0%
2	No, none	0	
3	Yes, Foster Care	0	
4	Yes, Disability Care	0	
5	Yes, Old Age Pension	0	
6	Yes, Child Care	0	
93	Prefer not to answer	0	
96	Other, specify	0	
98	Don't know	0	
Sysmiss		4008	

Warning: these figures indicate the number of cases found in the data file. They cannot be interpreted as summary statistics of the population of interest.

ie_granttype_2: Do you receive any Government Grant for yourself? Please specify the types of gr

Information	[Type= discrete] [Format=numeric] [Range= 1-98] [Missing=*]
Statistics [NW/ W]	[Valid=1615 /-] [Invalid=2805 /-]

Value	Label	Cases	Percentage
1	Yes, Child support	0	
2	No, none	1615	100.0%
3	Yes, Foster Care	0	
4	Yes, Disability Care	0	
5	Yes, Old Age Pension	0	
6	Yes, Child Care	0	
93	Prefer not to answer	0	
96	Other, specify	0	
98	Don't know	0	
Sysmiss		2805	


Warning: these figures indicate the number of cases found in the data file. They cannot be interpreted as summary statistics of the population of interest.

ie_granttype_3: Do you receive any Government Grant for yourself? Please specify the types of gr

Information	[Type= discrete] [Format=numeric] [Range= 1-98] [Missing=*]
Statistics [NW/ W]	[Valid=28 /-] [Invalid=4392 /-]

File : AHRI.DREAMS.MultiLevel.IndivEduEcoNutritionSituation.2018.v2

ie_granttype_3: Do you receive any Government Grant for yourself? Please specify the types of gr

Value	Label	Cases	Percentage
1	Yes, Child support	0	
2	No, none	0	
3	Yes, Foster Care	28	 100.0%
4	Yes, Disability Care	0	
5	Yes, Old Age Pension	0	
6	Yes, Child Care	0	
93	Prefer not to answer	0	
96	Other, specify	0	
98	Don't know	0	
Sysmiss		4392	

Warning: these figures indicate the number of cases found in the data file. They cannot be interpreted as summary statistics of the population of interest.

ie_granttype_4: Do you receive any Government Grant for yourself? Please specify the types of gr

Information		[Type= discrete] [Format=numeric] [Range= 1-98] [Missing=*]	
Statistics [NW/ W]		[Valid=15 /-] [Invalid=4405 /-]	
Value	Label	Cases	Percentage
1	Yes, Child support	0	<div><div></div></div> 100.0%
2	No, none	0	
3	Yes, Foster Care	0	
4	Yes, Disability Care	15	
5	Yes, Old Age Pension	0	
6	Yes, Child Care	0	
93	Prefer not to answer	0	
96	Other, specify	0	
98	Don't know	0	
Sysmiss		4405	

Warning: these figures indicate the number of cases found in the data file. They cannot be interpreted as summary statistics of the population of interest.

ie_granttype_6: Do you receive any Government Grant for yourself? Please specify the types of gr


Information		[Type= discrete] [Format=numeric] [Range= 1-98] [Missing=*]	
Statistics [NW/ W]		[Valid=695 /-] [Invalid=3725 /-]	
Value	Label	Cases	Percentage
1	Yes, Child support	0	<div><div></div></div> 100.0%
2	No, none	0	
3	Yes, Foster Care	0	
4	Yes, Disability Care	0	
5	Yes, Old Age Pension	0	
6	Yes, Child Care	695	
93	Prefer not to answer	0	
96	Other, specify	0	
98	Don't know	0	
Sysmiss		3725	

Warning: these figures indicate the number of cases found in the data file. They cannot be interpreted as summary statistics of the population of interest.

File : AHRI.DREAMS.MultiLevel.IndivEduEcoNutritionSituation.2018.v2

ie_granttype_93: Do you receive any Government Grant for yourself? Please specify the types of gr


Information	[Type= discrete] [Format=numeric] [Range= 1-98] [Missing=*]
Statistics [NW/ W]	[Valid=2 /-] [Invalid=4418 /-]

Value	Label	Cases	Percentage
1	Yes, Child support	0	
2	No, none	0	
3	Yes, Foster Care	0	
4	Yes, Disability Care	0	
5	Yes, Old Age Pension	0	
6	Yes, Child Care	0	
93	Prefer not to answer	2	 100.0%
96	Other, specify	0	
98	Don't know	0	
Sysmiss		4418	

Warning: these figures indicate the number of cases found in the data file. They cannot be interpreted as summary statistics of the population of interest.

ie_granttype_96: Do you receive any Government Grant for yourself? Please specify the types of gr


Information	[Type= discrete] [Format=numeric] [Range= 1-98] [Missing=*]
Statistics [NW/ W]	[Valid=3 /-] [Invalid=4417 /-]

Value	Label	Cases	Percentage
1	Yes, Child support	0	
2	No, none	0	
3	Yes, Foster Care	0	
4	Yes, Disability Care	0	
5	Yes, Old Age Pension	0	
6	Yes, Child Care	0	
93	Prefer not to answer	0	
96	Other, specify	3	 100.0%
98	Don't know	0	
Sysmiss		4417	

Warning: these figures indicate the number of cases found in the data file. They cannot be interpreted as summary statistics of the population of interest.

ie_granttype_98: Do you receive any Government Grant for yourself? Please specify the types of gr

Information	[Type= discrete] [Format=numeric] [Range= 1-98] [Missing=*]
Statistics [NW/ W]	[Valid=46 /-] [Invalid=4374 /-]

Value	Label	Cases	Percentage
1	Yes, Child support	0	
2	No, none	0	
3	Yes, Foster Care	0	
4	Yes, Disability Care	0	
5	Yes, Old Age Pension	0	
6	Yes, Child Care	0	
93	Prefer not to answer	0	
96	Other, specify	0	
98	Don't know	46	 100.0%

File : AHRI.DREAMS.MultiLevel.IndivEduEcoNutritionSituation.2018.v2

ie_granttype_98: Do you receive any Government Grant for yourself? Please specify the types of gr

Value	Label	Cases	Percentage
Sysmiss		4374	

Warning: these figures indicate the number of cases found in the data file. They cannot be interpreted as summary statistics of the population of interest.

ie_grantoth: Please specify information on the other grant/s

Information	[Type= discrete] [Format=character] [Missing=*]
Statistics [NW/ W]	[Valid=3 /-] [Invalid=0 /-]

ie_chores_time: Are you willing to share how much time did you spend doing household chores, suc

Information	[Type= discrete] [Format=numeric] [Range= 0-98] [Missing=*]
Statistics [NW/ W]	[Valid=3064 /-] [Invalid=1356 /-]

Value	Label	Cases	Percentage
0	No, I have never had it	0	
1	Yes	2788	91.0%
2	No	149	4.9%
3	Yes, but not sure about the exact age	0	
90	I am not sure	0	
93	Prefer not to answer	7	0.2%
95	Not had sex with this partner in the last 4 weeks	0	
97	N/A	0	
98	Don't know	120	3.9%
Sysmiss		1356	

Warning: these figures indicate the number of cases found in the data file. They cannot be interpreted as summary statistics of the population of interest.

ie_chores_hours: Hours spent on chores [0.5, 1

Information	[Type= discrete] [Format=character] [Missing=*]
Statistics [NW/ W]	[Valid=2788 /-] [Invalid=0 /-]

ie_items_own01: A blanket

Information	[Type= discrete] [Format=numeric] [Range= 0-98] [Missing=*]
Statistics [NW/ W]	[Valid=3064 /-] [Invalid=1356 /-]

Value	Label	Cases	Percentage
0	No, I have never had it	0	
1	Yes	3014	98.4%
2	No	50	1.6%
3	Yes, but not sure about the exact age	0	
90	I am not sure	0	
93	Prefer not to answer	0	
95	Not had sex with this partner in the last 4 weeks	0	
97	N/A	0	
98	Don't know	0	
Sysmiss		1356	

Warning: these figures indicate the number of cases found in the data file. They cannot be interpreted as summary statistics of the population of interest.



ie_items_own02: A pair of shoes

Information	[Type= discrete] [Format=numeric] [Range= 0-98] [Missing=*]
-------------	---

File : AHRI.DREAMS.MultiLevel.IndivEduEcoNutritionSituation.2018.v2

ie_items_own02: A pair of shoes

Statistics [NW/ W] [Valid=3064 /-] [Invalid=1356 /-]




Value	Label	Cases	Percentage
0	No, I have never had it	0	
1	Yes	3030	 98.9%
2	No	34	 1.1%
3	Yes, but not sure about the exact age	0	
90	I am not sure	0	
93	Prefer not to answer	0	
95	Not had sex with this partner in the last 4 weeks	0	
97	N/A	0	
98	Don't know	0	
Sysmiss		1356	

Warning: these figures indicate the number of cases found in the data file. They cannot be interpreted as summary statistics of the population of interest.

ie_items_own03: School uniform

Information [Type= discrete] [Format=numeric] [Range= 0-98] [Missing=*]

Statistics [NW/ W] [Valid=1428 /-] [Invalid=2992 /-]




Value	Label	Cases	Percentage
0	No, I have never had it	0	
1	Yes	1415	 99.1%
2	No	12	 0.8%
3	Yes, but not sure about the exact age	0	
90	I am not sure	0	
93	Prefer not to answer	0	
95	Not had sex with this partner in the last 4 weeks	0	
97	N/A	0	
98	Don't know	1	 0.1%
Sysmiss		2992	

Warning: these figures indicate the number of cases found in the data file. They cannot be interpreted as summary statistics of the population of interest.

ie_items_own04: Two sets of clothes (other than uniform)

Information [Type= discrete] [Format=numeric] [Range= 0-98] [Missing=*]

Statistics [NW/ W] [Valid=3064 /-] [Invalid=1356 /-]



Value	Label	Cases	Percentage
0	No, I have never had it	0	
1	Yes	2900	 94.6%
2	No	133	 4.3%
3	Yes, but not sure about the exact age	0	
90	I am not sure	0	
93	Prefer not to answer	0	
95	Not had sex with this partner in the last 4 weeks	0	
97	N/A	31	 1.0%
98	Don't know	0	
Sysmiss		1356	

Warning: these figures indicate the number of cases found in the data file. They cannot be interpreted as summary statistics of the population of interest.

File : AHRI.DREAMS.MultiLevel.IndivEduEcoNutritionSituation.2018.v2

ie_items_own05: A school bag



Information	[Type= discrete] [Format=numeric] [Range= 0-98] [Missing=*]
Statistics [NW/ W]	[Valid=1428 /-] [Invalid=2992 /-]

Value	Label	Cases	Percentage
0	No, I have never had it	0	
1	Yes	1348	 94.4%
2	No	80	 5.6%
3	Yes, but not sure about the exact age	0	
90	I am not sure	0	
93	Prefer not to answer	0	
95	Not had sex with this partner in the last 4 weeks	0	
97	N/A	0	
98	Don't know	0	
Sysmiss		2992	

Warning: these figures indicate the number of cases found in the data file. They cannot be interpreted as summary statistics of the population of interest.

ie_items_own06: Some jewelry



Information	[Type= discrete] [Format=numeric] [Range= 0-98] [Missing=*]
Statistics [NW/ W]	[Valid=3064 /-] [Invalid=1356 /-]

Value	Label	Cases	Percentage
0	No, I have never had it	0	
1	Yes	600	 19.6%
2	No	2459	 80.3%
3	Yes, but not sure about the exact age	0	
90	I am not sure	0	
93	Prefer not to answer	1	0.0%
95	Not had sex with this partner in the last 4 weeks	0	
97	N/A	3	0.1%
98	Don't know	1	0.0%
Sysmiss		1356	

Warning: these figures indicate the number of cases found in the data file. They cannot be interpreted as summary statistics of the population of interest.

ie_items_own07: Hair clips/ribbons

Information	[Type= discrete] [Format=numeric] [Range= 0-98] [Missing=*]
Statistics [NW/ W]	[Valid=577 /-] [Invalid=3843 /-]

Value	Label	Cases	Percentage
0	No, I have never had it	0	
1	Yes	308	 53.4%
2	No	269	 46.6%
3	Yes, but not sure about the exact age	0	
90	I am not sure	0	
93	Prefer not to answer	0	
95	Not had sex with this partner in the last 4 weeks	0	
97	N/A	0	
98	Don't know	0	

File : AHRI.DREAMS.MultiLevel.IndivEduEcoNutritionSituation.2018.v2

ie_items_own07: Hair clips/ribbons

Value	Label	Cases	Percentage
Sysmiss		3843	
<i>Warning: these figures indicate the number of cases found in the data file. They cannot be interpreted as summary statistics of the population of interest.</i>			

ie_items_own08: A mobile telephone

Information	[Type= discrete] [Format=numeric] [Range= 0-98] [Missing=*]
Statistics [NW/ W]	[Valid=3063 /-] [Invalid=1357 /-]

Value	Label	Cases	Percentage
0	No, I have never had it	0	
1	Yes	2550	83.3%
2	No	512	16.7%
3	Yes, but not sure about the exact age	0	
90	I am not sure	0	
93	Prefer not to answer	0	
95	Not had sex with this partner in the last 4 weeks	0	
97	N/A	0	
98	Don't know	1	0.0%
Sysmiss		1357	
<i>Warning: these figures indicate the number of cases found in the data file. They cannot be interpreted as summary statistics of the population of interest.</i>			

ie_items_own09: A clock or a wrist watch

Information	[Type= discrete] [Format=numeric] [Range= 0-98] [Missing=*]
Statistics [NW/ W]	[Valid=3064 /-] [Invalid=1356 /-]

Value	Label	Cases	Percentage
0	No, I have never had it	0	
1	Yes	865	28.2%
2	No	2195	71.6%
3	Yes, but not sure about the exact age	0	
90	I am not sure	0	
93	Prefer not to answer	1	0.0%
95	Not had sex with this partner in the last 4 weeks	0	
97	N/A	3	0.1%
98	Don't know	0	
Sysmiss		1356	
<i>Warning: these figures indicate the number of cases found in the data file. They cannot be interpreted as summary statistics of the population of interest.</i>			

ie_items_own10: A bicycle

Information	[Type= discrete] [Format=numeric] [Range= 0-98] [Missing=*]
Statistics [NW/ W]	[Valid=3064 /-] [Invalid=1356 /-]

Value	Label	Cases	Percentage
0	No, I have never had it	0	
1	Yes	72	2.3%
2	No	2986	97.5%
3	Yes, but not sure about the exact age	0	
90	I am not sure	0	

File : AHRI.DREAMS.MultiLevel.IndivEduEcoNutritionSituation.2018.v2

ie_items_own10: A bicycle

Value	Label	Cases	Percentage
93	Prefer not to answer	1	0.0%
95	Not had sex with this partner in the last 4 weeks	0	
97	N/A	4	0.1%
98	Don't know	1	0.0%
Sysmiss		1356	

Warning: these figures indicate the number of cases found in the data file. They cannot be interpreted as summary statistics of the population of interest.

ie_dialyneeds_source_1: In the last one year, when you spent money on your daily needs, other odds and e

Information	[Type= discrete] [Format=numeric] [Range= 1-98] [Missing=*]
Statistics [NW/ W]	[Valid=573 /-] [Invalid=3847 /-]

Value	Label	Cases	Percentage
1	My own earnings	573	100.0%
2	Mother	0	
3	Father	0	
4	Guardian you live with	0	
5	Grandparents	0	
6	Other relatives	0	
7	Friend	0	
8	Boyfriend/ girlfriend	0	
9	Husband/wife	0	
10	Own savings	0	
11	Savings group stockvel	0	
12	Casual jobs/chores	0	
13	Steady job	0	
14	Cash transfers	0	
93	Prefer not to answer	0	
96	Social grants other	0	
98	Don't know	0	
Sysmiss		3847	

Warning: these figures indicate the number of cases found in the data file. They cannot be interpreted as summary statistics of the population of interest.

ie_dialyneeds_source_10: In the last one year, when you spent money on your daily needs, other odds and e

Information	[Type= discrete] [Format=numeric] [Range= 1-98] [Missing=*]
Statistics [NW/ W]	[Valid=26 /-] [Invalid=4394 /-]

Value	Label	Cases	Percentage
1	My own earnings	0	
2	Mother	0	
3	Father	0	
4	Guardian you live with	0	
5	Grandparents	0	
6	Other relatives	0	
7	Friend	0	
8	Boyfriend/ girlfriend	0	
9	Husband/wife	0	

File : AHRI.DREAMS.MultiLevel.IndivEduEcoNutritionSituation.2018.v2

ie_dialyneeds_source_10: In the last one year, when you spent money on your daily needs, other odds and e

Value	Label	Cases	Percentage
10	Own savings	26	100.0%
11	Savings group stockvel	0	
12	Casual jobs/chores	0	
13	Steady job	0	
14	Cash transfers	0	
93	Prefer not to answer	0	
96	Social grants other	0	
98	Don't know	0	
Sysmiss		4394	

Warning: these figures indicate the number of cases found in the data file. They cannot be interpreted as summary statistics of the population of interest.

# ie_dialyneeds_source_11: In the last one year, when you spent money on your daily needs, other odds and e			
Information	[Type= discrete] [Format=numeric] [Range= 1-98] [Missing=*]		
Statistics [NW/ W]	[Valid=7 /-] [Invalid=4413 /-]		
Value	Label	Cases	Percentage
1	My own earnings	0	
2	Mother	0	
3	Father	0	
4	Guardian you live with	0	
5	Grandparents	0	
6	Other relatives	0	
7	Friend	0	
8	Boyfriend/ girlfriend	0	
9	Husband/wife	0	
10	Own savings	0	
11	Savings group stockvel	7	100.0%
12	Casual jobs/chores	0	
13	Steady job	0	
14	Cash transfers	0	
93	Prefer not to answer	0	
96	Social grants other	0	
98	Don't know	0	
Sysmiss		4413	
Warning: these figures indicate the number of cases found in the data file. They cannot be interpreted as summary statistics of the population of interest.			
# ie_dialyneeds_source_12: In the last one year, when you spent money on your daily needs, other odds and e			
Information	[Type= discrete] [Format=numeric] [Range= 1-98] [Missing=*]		
Statistics [NW/ W]	[Valid=316 /-] [Invalid=4104 /-]		
Value	Label	Cases	Percentage
1	My own earnings	0	
2	Mother	0	
3	Father	0	
4	Guardian you live with	0	
5	Grandparents	0	
6	Other relatives	0	
7	Friend	0	
8	Boyfriend/ girlfriend	0	
9	Husband/wife	0	
10	Own savings	0	
11	Savings group stockvel	0	
12	Casual jobs/chores	316	100.0%
13	Steady job	0	
14	Cash transfers	0	
93	Prefer not to answer	0	
96	Social grants other	0	
98	Don't know	0	
Sysmiss		4104	
Warning: these figures indicate the number of cases found in the data file. They cannot be interpreted as summary statistics of the population of interest.			

# ie_dialyneeds_source_13: In the last one year, when you spent money on your daily needs, other odds and e			
Information	[Type= discrete] [Format=numeric] [Range= 1-98] [Missing=*]		
Statistics [NW/ W]	[Valid=51 /-] [Invalid=4369 /-]		
Value	Label	Cases	Percentage
1	My own earnings	0	
2	Mother	0	
3	Father	0	
4	Guardian you live with	0	
5	Grandparents	0	
6	Other relatives	0	
7	Friend	0	
8	Boyfriend/ girlfriend	0	
9	Husband/wife	0	
10	Own savings	0	
11	Savings group stockvel	0	
12	Casual jobs/chores	0	
13	Steady job	51	100.0%
14	Cash transfers	0	
93	Prefer not to answer	0	
96	Social grants other	0	
98	Don't know	0	
Sysmiss		4369	
Warning: these figures indicate the number of cases found in the data file. They cannot be interpreted as summary statistics of the population of interest.			
# ie_dialyneeds_source_14: In the last one year, when you spent money on your daily needs, other odds and e			
Information	[Type= discrete] [Format=numeric] [Range= 1-98] [Missing=*]		
Statistics [NW/ W]	[Valid=206 /-] [Invalid=4214 /-]		
Value	Label	Cases	Percentage
1	My own earnings	0	
2	Mother	0	
3	Father	0	
4	Guardian you live with	0	
5	Grandparents	0	
6	Other relatives	0	
7	Friend	0	
8	Boyfriend/ girlfriend	0	
9	Husband/wife	0	
10	Own savings	0	
11	Savings group stockvel	0	
12	Casual jobs/chores	0	
13	Steady job	0	
14	Cash transfers	206	100.0%
93	Prefer not to answer	0	
96	Social grants other	0	
98	Don't know	0	
Sysmiss		4214	
Warning: these figures indicate the number of cases found in the data file. They cannot be interpreted as summary statistics of the population of interest.			

# ie_dialyneeds_source_2: In the last one year, when you spent money on your daily needs, other odds and e				
Information		[Type= discrete] [Format=numeric] [Range= 1-98] [Missing=*]		
Statistics [NW/ W]		[Valid=649 /-] [Invalid=3771 /-]		
Value	Label	Cases	Percentage	
1	My own earnings	0	<div><div></div></div> 100.0%	
2	Mother	649		
3	Father	0		
4	Guardian you live with	0		
5	Grandparents	0		
6	Other relatives	0		
7	Friend	0		
8	Boyfriend/ girlfriend	0		
9	Husband/wife	0		
10	Own savings	0		
11	Savings group stockvel	0		
12	Casual jobs/chores	0		
13	Steady job	0		
14	Cash transfers	0		
93	Prefer not to answer	0		
96	Social grants other	0		
98	Don't know	0		
Sysmiss		3771		
Warning: these figures indicate the number of cases found in the data file. They cannot be interpreted as summary statistics of the population of interest.				
# ie_dialyneeds_source_3: In the last one year, when you spent money on your daily needs, other odds and e				
Information		[Type= discrete] [Format=numeric] [Range= 1-98] [Missing=*]		
Statistics [NW/ W]		[Valid=291 /-] [Invalid=4129 /-]		
Value	Label	Cases	Percentage	
1	My own earnings	0	<div><div></div></div> 100.0%	
2	Mother	0		
3	Father	291		
4	Guardian you live with	0		
5	Grandparents	0		
6	Other relatives	0		
7	Friend	0		
8	Boyfriend/ girlfriend	0		
9	Husband/wife	0		
10	Own savings	0		
11	Savings group stockvel	0		
12	Casual jobs/chores	0		
13	Steady job	0		
14	Cash transfers	0		
93	Prefer not to answer	0		
96	Social grants other	0		
98	Don't know	0		
Sysmiss		4129		
Warning: these figures indicate the number of cases found in the data file. They cannot be interpreted as summary statistics of the population of interest.				

# ie_dialyneeds_source_4: In the last one year, when you spent money on your daily needs, other odds and e			
Information	[Type= discrete] [Format=numeric] [Range= 1-98] [Missing=*]		
Statistics [NW/ W]	[Valid=21 /-] [Invalid=4399 /-]		
Value	Label	Cases	Percentage
1	My own earnings	0	
2	Mother	0	
3	Father	0	
4	Guardian you live with	21	100.0%
5	Grandparents	0	
6	Other relatives	0	
7	Friend	0	
8	Boyfriend/ girlfriend	0	
9	Husband/wife	0	
10	Own savings	0	
11	Savings group stockvel	0	
12	Casual jobs/chores	0	
13	Steady job	0	
14	Cash transfers	0	
93	Prefer not to answer	0	
96	Social grants other	0	
98	Don't know	0	
Sysmiss		4399	
Warning: these figures indicate the number of cases found in the data file. They cannot be interpreted as summary statistics of the population of interest.			
# ie_dialyneeds_source_5: In the last one year, when you spent money on your daily needs, other odds and e			
Information	[Type= discrete] [Format=numeric] [Range= 1-98] [Missing=*]		
Statistics [NW/ W]	[Valid=189 /-] [Invalid=4231 /-]		
Value	Label	Cases	Percentage
1	My own earnings	0	
2	Mother	0	
3	Father	0	
4	Guardian you live with	0	
5	Grandparents	189	100.0%
6	Other relatives	0	
7	Friend	0	
8	Boyfriend/ girlfriend	0	
9	Husband/wife	0	
10	Own savings	0	
11	Savings group stockvel	0	
12	Casual jobs/chores	0	
13	Steady job	0	
14	Cash transfers	0	
93	Prefer not to answer	0	
96	Social grants other	0	
98	Don't know	0	
Sysmiss		4231	
Warning: these figures indicate the number of cases found in the data file. They cannot be interpreted as summary statistics of the population of interest.			

# ie_dialyneeds_source_6: In the last one year, when you spent money on your daily needs, other odds and e			
Information	[Type= discrete] [Format=numeric] [Range= 1-98] [Missing=*]		
Statistics [NW/ W]	[Valid=192 /-] [Invalid=4228 /-]		
Value	Label	Cases	Percentage
1	My own earnings	0	
2	Mother	0	
3	Father	0	
4	Guardian you live with	0	
5	Grandparents	0	
6	Other relatives	192	100.0%
7	Friend	0	
8	Boyfriend/ girlfriend	0	
9	Husband/wife	0	
10	Own savings	0	
11	Savings group stockvel	0	
12	Casual jobs/chores	0	
13	Steady job	0	
14	Cash transfers	0	
93	Prefer not to answer	0	
96	Social grants other	0	
98	Don't know	0	
Sysmiss		4228	
Warning: these figures indicate the number of cases found in the data file. They cannot be interpreted as summary statistics of the population of interest.			
# ie_dialyneeds_source_7: In the last one year, when you spent money on your daily needs, other odds and e			
Information	[Type= discrete] [Format=numeric] [Range= 1-98] [Missing=*]		
Statistics [NW/ W]	[Valid=3 /-] [Invalid=4417 /-]		
Value	Label	Cases	Percentage
1	My own earnings	0	
2	Mother	0	
3	Father	0	
4	Guardian you live with	0	
5	Grandparents	0	
6	Other relatives	0	
7	Friend	3	100.0%
8	Boyfriend/ girlfriend	0	
9	Husband/wife	0	
10	Own savings	0	
11	Savings group stockvel	0	
12	Casual jobs/chores	0	
13	Steady job	0	
14	Cash transfers	0	
93	Prefer not to answer	0	
96	Social grants other	0	
98	Don't know	0	
Sysmiss		4417	
Warning: these figures indicate the number of cases found in the data file. They cannot be interpreted as summary statistics of the population of interest.			

# ie_dialyneeds_source_8: In the last one year, when you spent money on your daily needs, other odds and e			
Information	[Type= discrete] [Format=numeric] [Range= 1-98] [Missing=*]		
Statistics [NW/ W]	[Valid=160 /-] [Invalid=4260 /-]		
Value	Label	Cases	Percentage
1	My own earnings	0	
2	Mother	0	
3	Father	0	
4	Guardian you live with	0	
5	Grandparents	0	
6	Other relatives	0	
7	Friend	0	
8	Boyfriend/ girlfriend	160	100.0%
9	Husband/wife	0	
10	Own savings	0	
11	Savings group stockvel	0	
12	Casual jobs/chores	0	
13	Steady job	0	
14	Cash transfers	0	
93	Prefer not to answer	0	
96	Social grants other	0	
98	Don't know	0	
Sysmiss		4260	
Warning: these figures indicate the number of cases found in the data file. They cannot be interpreted as summary statistics of the population of interest.			
# ie_dialyneeds_source_9: In the last one year, when you spent money on your daily needs, other odds and e			
Information	[Type= discrete] [Format=numeric] [Range= 1-98] [Missing=*]		
Statistics [NW/ W]	[Valid=7 /-] [Invalid=4413 /-]		
Value	Label	Cases	Percentage
1	My own earnings	0	
2	Mother	0	
3	Father	0	
4	Guardian you live with	0	
5	Grandparents	0	
6	Other relatives	0	
7	Friend	0	
8	Boyfriend/ girlfriend	0	
9	Husband/wife	7	100.0%
10	Own savings	0	
11	Savings group stockvel	0	
12	Casual jobs/chores	0	
13	Steady job	0	
14	Cash transfers	0	
93	Prefer not to answer	0	
96	Social grants other	0	
98	Don't know	0	
Sysmiss		4413	
Warning: these figures indicate the number of cases found in the data file. They cannot be interpreted as summary statistics of the population of interest.			

# ie_dialyneeds_source_96: In the last one year, when you spent money on your daily needs, other odds and e			
Information	[Type= discrete] [Format=numeric] [Range= 1-98] [Missing=*]		
Statistics [NW/ W]	[Valid=46 /-] [Invalid=4374 /-]		
Value	Label	Cases	Percentage
1	My own earnings	0	
2	Mother	0	
3	Father	0	
4	Guardian you live with	0	
5	Grandparents	0	
6	Other relatives	0	
7	Friend	0	
8	Boyfriend/ girlfriend	0	
9	Husband/wife	0	
10	Own savings	0	
11	Savings group stockvel	0	
12	Casual jobs/chores	0	
13	Steady job	0	
14	Cash transfers	0	
93	Prefer not to answer	0	
96	Social grants other	46	100.0%
98	Don't know	0	
Sysmiss		4374	
Warning: these figures indicate the number of cases found in the data file. They cannot be interpreted as summary statistics of the population of interest.			
# ie_dailynneeds_spend: In the last one year, did you spend any money on your daily needs, other odds an			
Information	[Type= discrete] [Format=numeric] [Range= 1-98] [Missing=*]		
Statistics [NW/ W]	[Valid=3064 /-] [Invalid=1356 /-]		
Value	Label	Cases	Percentage
1	My own earnings	2262	73.8%
2	Mother	792	25.8%
3	Father	0	
4	Guardian you live with	0	
5	Grandparents	0	
6	Other relatives	0	
7	Friend	0	
8	Boyfriend/ girlfriend	0	
9	Husband/wife	0	
10	Own savings	0	
11	Savings group stockvel	0	
12	Casual jobs/chores	0	
13	Steady job	0	
14	Cash transfers	0	
93	Prefer not to answer	4	0.1%
96	Social grants other	0	
98	Don't know	6	0.2%
Sysmiss		1356	
Warning: these figures indicate the number of cases found in the data file. They cannot be interpreted as summary statistics of the population of interest.			

# ie_dailyn_source_oth: Please specify other source of money			
Information	[Type= discrete] [Format=character] [Missing=*]		
Statistics [NW/ W]	[Valid=57 /-] [Invalid=0 /-]		
# ie_spenton_12mths_0: What did you typically spend money on, in the past year?			
Information	[Type= discrete] [Format=numeric] [Range= 0-96] [Missing=*]		
Statistics [NW/ W]	[Valid=36 /-] [Invalid=4384 /-]		
Value	Label	Cases	Percentage
0	Did not spend any	36	<div></div> 100.0%
1	Food for family	0	
2	Food for self	0	
3	Transport	0	
4	School fees / Education	0	
5	Clothes	0	
6	Toiletries for self	0	
7	Medicines	0	
8	Alcohol	0	
9	Sanitary towels/tampons	0	
10	Remittances to family	0	
96	Other, specify	0	
Sysmiss		4384	
Warning: these figures indicate the number of cases found in the data file. They cannot be interpreted as summary statistics of the population of interest.			
# ie_spenton_12mths_1: What did you typically spend money on, in the past year?			
Information	[Type= discrete] [Format=numeric] [Range= 0-96] [Missing=*]		
Statistics [NW/ W]	[Valid=632 /-] [Invalid=3788 /-]		
Value	Label	Cases	Percentage
0	Did not spend any	0	
1	Food for family	632	<div></div> 100.0%
2	Food for self	0	
3	Transport	0	
4	School fees / Education	0	
5	Clothes	0	
6	Toiletries for self	0	
7	Medicines	0	
8	Alcohol	0	
9	Sanitary towels/tampons	0	
10	Remittances to family	0	
96	Other, specify	0	
Sysmiss		3788	
Warning: these figures indicate the number of cases found in the data file. They cannot be interpreted as summary statistics of the population of interest.			
# ie_spenton_12mths_10: What did you typically spend money on, in the past year?			
Information	[Type= discrete] [Format=numeric] [Range= 0-96] [Missing=*]		
Statistics [NW/ W]	[Valid=59 /-] [Invalid=4361 /-]		
Value	Label	Cases	Percentage
0	Did not spend any	0	
1	Food for family	0	

# ie_spenton_12mths_10: What did you typically spend money on, in the past year?			
Value	Label	Cases	Percentage
2	Food for self	0	
3	Transport	0	
4	School fees / Education	0	
5	Clothes	0	
6	Toiletries for self	0	
7	Medicines	0	
8	Alcohol	0	
9	Sanitary towels/tampons	0	
10	Remittances to family	59	<div><div></div></div> 100.0%
96	Other, specify	0	
Sysmiss		4361	
Warning: these figures indicate the number of cases found in the data file. They cannot be interpreted as summary statistics of the population of interest.			
# ie_spenton_12mths_2: What did you typically spend money on, in the past year?			
Information	[Type= discrete] [Format=numeric] [Range= 0-96] [Missing=*]		
Statistics [NW/ W]	[Valid=638 /-] [Invalid=3782 /-]		
Value	Label	Cases	Percentage
0	Did not spend any	0	
1	Food for family	0	
2	Food for self	638	<div><div></div></div> 100.0%
3	Transport	0	
4	School fees / Education	0	
5	Clothes	0	
6	Toiletries for self	0	
7	Medicines	0	
8	Alcohol	0	
9	Sanitary towels/tampons	0	
10	Remittances to family	0	
96	Other, specify	0	
Sysmiss		3782	
Warning: these figures indicate the number of cases found in the data file. They cannot be interpreted as summary statistics of the population of interest.			
# ie_spenton_12mths_3: What did you typically spend money on, in the past year?			
Information	[Type= discrete] [Format=numeric] [Range= 0-96] [Missing=*]		
Statistics [NW/ W]	[Valid=30 /-] [Invalid=4390 /-]		
Value	Label	Cases	Percentage
0	Did not spend any	0	
1	Food for family	0	
2	Food for self	0	
3	Transport	30	<div><div></div></div> 100.0%
4	School fees / Education	0	
5	Clothes	0	
6	Toiletries for self	0	
7	Medicines	0	
8	Alcohol	0	
9	Sanitary towels/tampons	0	

# ie_spenton_12mths_3: What did you typically spend money on, in the past year?			
Value	Label	Cases	Percentage
10	Remittances to family	0	
96	Other, specify	0	
Sysmiss		4390	
Warning: these figures indicate the number of cases found in the data file. They cannot be interpreted as summary statistics of the population of interest.			
# ie_spenton_12mths_4: What did you typically spend money on, in the past year?			
Information	[Type= discrete] [Format=numeric] [Range= 0-96] [Missing=*]		
Statistics [NW/ W]	[Valid=86 /-] [Invalid=4334 /-]		
Value	Label	Cases	Percentage
0	Did not spend any	0	
1	Food for family	0	
2	Food for self	0	
3	Transport	0	
4	School fees / Education	86	100.0%
5	Clothes	0	
6	Toiletries for self	0	
7	Medicines	0	
8	Alcohol	0	
9	Sanitary towels/tampons	0	
10	Remittances to family	0	
96	Other, specify	0	
Sysmiss		4334	
Warning: these figures indicate the number of cases found in the data file. They cannot be interpreted as summary statistics of the population of interest.			
# ie_spenton_12mths_5: What did you typically spend money on, in the past year?			
Information	[Type= discrete] [Format=numeric] [Range= 0-96] [Missing=*]		
Statistics [NW/ W]	[Valid=1387 /-] [Invalid=3033 /-]		
Value	Label	Cases	Percentage
0	Did not spend any	0	
1	Food for family	0	
2	Food for self	0	
3	Transport	0	
4	School fees / Education	0	
5	Clothes	1387	100.0%
6	Toiletries for self	0	
7	Medicines	0	
8	Alcohol	0	
9	Sanitary towels/tampons	0	
10	Remittances to family	0	
96	Other, specify	0	
Sysmiss		3033	
Warning: these figures indicate the number of cases found in the data file. They cannot be interpreted as summary statistics of the population of interest.			
# ie_spenton_12mths_6: What did you typically spend money on, in the past year?			
Information	[Type= discrete] [Format=numeric] [Range= 0-96] [Missing=*]		
Statistics [NW/ W]	[Valid=1227 /-] [Invalid=3193 /-]		

ie_spenton_12mths_6: What did you typically spend money on, in the past year?

Value	Label	Cases	Percentage
0	Did not spend any	0	
1	Food for family	0	
2	Food for self	0	
3	Transport	0	
4	School fees / Education	0	
5	Clothes	0	
6	Toiletries for self	1227	100.0%
7	Medicines	0	
8	Alcohol	0	
9	Sanitary towels/tampons	0	
10	Remittances to family	0	
96	Other, specify	0	
Sysmiss		3193	

Warning: these figures indicate the number of cases found in the data file. They cannot be interpreted as summary statistics of the population of interest.

ie_spenton_12mths_7: What did you typically spend money on, in the past year?

Information	[Type= discrete] [Format=numeric] [Range= 0-96] [Missing=*]
Statistics [NW/ W]	[Valid=43 /-] [Invalid=4377 /-]

Value	Label	Cases	Percentage
0	Did not spend any	0	
1	Food for family	0	
2	Food for self	0	
3	Transport	0	
4	School fees / Education	0	
5	Clothes	0	
6	Toiletries for self	0	
7	Medicines	43	100.0%
8	Alcohol	0	
9	Sanitary towels/tampons	0	
10	Remittances to family	0	
96	Other, specify	0	
Sysmiss		4377	

Warning: these figures indicate the number of cases found in the data file. They cannot be interpreted as summary statistics of the population of interest.

ie_spenton_12mths_8: What did you typically spend money on, in the past year?

Information	[Type= discrete] [Format=numeric] [Range= 0-96] [Missing=*]
Statistics [NW/ W]	[Valid=100 /-] [Invalid=4320 /-]

Value	Label	Cases	Percentage
0	Did not spend any	0	
1	Food for family	0	
2	Food for self	0	
3	Transport	0	
4	School fees / Education	0	
5	Clothes	0	
6	Toiletries for self	0	

# ie_spenton_12mths_8: What did you typically spend money on, in the past year?			
Value	Label	Cases	Percentage
7	Medicines	0	
8	Alcohol	100	<div></div> 100.0%
9	Sanitary towels/tampons	0	
10	Remittances to family	0	
96	Other, specify	0	
Sysmiss		4320	
Warning: these figures indicate the number of cases found in the data file. They cannot be interpreted as summary statistics of the population of interest.			
# ie_spenton_12mths_9: What did you typically spend money on, in the past year?			
Information	[Type= discrete] [Format=numeric] [Range= 0-96] [Missing=*]		
Statistics [NW/ W]	[Valid=96 /-] [Invalid=4324 /-]		
Value	Label	Cases	Percentage
0	Did not spend any	0	
1	Food for family	0	
2	Food for self	0	
3	Transport	0	
4	School fees / Education	0	
5	Clothes	0	
6	Toiletries for self	0	
7	Medicines	0	
8	Alcohol	0	
9	Sanitary towels/tampons	96	<div></div> 100.0%
10	Remittances to family	0	
96	Other, specify	0	
Sysmiss		4324	
Warning: these figures indicate the number of cases found in the data file. They cannot be interpreted as summary statistics of the population of interest.			
# ie_spenton_12mths_96: What did you typically spend money on, in the past year?			
Information	[Type= discrete] [Format=numeric] [Range= 0-96] [Missing=*]		
Statistics [NW/ W]	[Valid=414 /-] [Invalid=4006 /-]		
Value	Label	Cases	Percentage
0	Did not spend any	0	
1	Food for family	0	
2	Food for self	0	
3	Transport	0	
4	School fees / Education	0	
5	Clothes	0	
6	Toiletries for self	0	
7	Medicines	0	
8	Alcohol	0	
9	Sanitary towels/tampons	0	
10	Remittances to family	0	
96	Other, specify	414	<div></div> 100.0%
Sysmiss		4006	
Warning: these figures indicate the number of cases found in the data file. They cannot be interpreted as summary statistics of the population of interest.			

# ie_spenton_oth: Please specify details on other items you spend money on			
Information	[Type= discrete] [Format=character] [Missing=*]		
Statistics [NW/ W]	[Valid=443 /-] [Invalid=0 /-]		
# ie_spenton_decide: Who decides what you spend money on?			
Information	[Type= discrete] [Format=numeric] [Range= 1-98] [Missing=*]		
Statistics [NW/ W]	[Valid=2262 /-] [Invalid=2158 /-]		
Value	Label	Cases	Percentage
1	I decide	2129	<div><div></div></div> 94.1%
2	The husband / spouse decides	6	<div><div></div></div> 0.3%
3	Dad decides	10	<div><div></div></div> 0.4%
4	Mom decides	89	<div><div></div></div> 3.9%
5	Me with my husband / spouse	4	<div><div></div></div> 0.2%
6	Me with my dad / mom	5	<div><div></div></div> 0.2%
93	Prefer not to answer	0	
96	Other, specify	19	<div><div></div></div> 0.8%
98	Don't know	0	
Sysmiss		2158	
Warning: these figures indicate the number of cases found in the data file. They cannot be interpreted as summary statistics of the population of interest.			
# ie_spentdecide_oth: Please specify details on other person who decide how you are spending your mone			
Information	[Type= discrete] [Format=character] [Missing=*]		
Statistics [NW/ W]	[Valid=19 /-] [Invalid=0 /-]		
# ie_saved_money_12mths: In the past twelve months, have you saved, or put money aside to use at a later			
Information	[Type= discrete] [Format=numeric] [Range= 0-98] [Missing=*]		
Statistics [NW/ W]	[Valid=3064 /-] [Invalid=1356 /-]		
Value	Label	Cases	Percentage
0	No, I have never had it	0	
1	Yes	970	<div><div></div></div> 31.7%
2	No	2084	<div><div></div></div> 68.0%
3	Yes, but not sure about the exact age	0	
90	I am not sure	0	
93	Prefer not to answer	5	<div><div></div></div> 0.2%
95	Not had sex with this partner in the last 4 weeks	0	
97	N/A	0	
98	Don't know	5	<div><div></div></div> 0.2%
Sysmiss		1356	
Warning: these figures indicate the number of cases found in the data file. They cannot be interpreted as summary statistics of the population of interest.			
# ie_access_savings: Do you have control over these savings? (i.e., Where and how they are stored, an			
Information	[Type= discrete] [Format=numeric] [Range= 0-98] [Missing=*]		
Statistics [NW/ W]	[Valid=970 /-] [Invalid=3450 /-]		
Value	Label	Cases	Percentage
0	No, I have never had it	0	
1	Yes	893	<div><div></div></div> 92.1%
2	No	77	<div><div></div></div> 7.9%
3	Yes, but not sure about the exact age	0	

# ie_access_savings: Do you have control over these savings? (i.e., Where and how they are stored, an			
Value	Label	Cases	Percentage
90	I am not sure	0	
93	Prefer not to answer	0	
95	Not had sex with this partner in the last 4 weeks	0	
97	N/A	0	
98	Don't know	0	
Sysmiss		3450	
Warning: these figures indicate the number of cases found in the data file. They cannot be interpreted as summary statistics of the population of interest.			
# ie_saving_for_1: What are you saving for? [Do not read from list]			
Information	[Type= discrete] [Format=numeric] [Range= 1-96] [Missing=*]		
Statistics [NW/ W]	[Valid=386 -/] [Invalid=4034 -/]		
Value	Label	Cases	Percentage
1	Emergencies	386	100.0%
2	Personal items	0	
3	Household expenses	0	
4	Own school fees	0	
5	School fees for others	0	
6	School supplies	0	
7	Own business	0	
8	Family business	0	
9	General future use	0	
10	Agricultural inputs	0	
11	Medical expenses for self	0	
12	Medical expenses for other	0	
13	Transport/trips	0	
14	Prefer not to answer	0	
96	Other	0	
Sysmiss		4034	
Warning: these figures indicate the number of cases found in the data file. They cannot be interpreted as summary statistics of the population of interest.			
# ie_saving_for_11: What are you saving for? [Do not read from list]			
Information	[Type= discrete] [Format=numeric] [Range= 1-96] [Missing=*]		
Statistics [NW/ W]	[Valid=5 -/] [Invalid=4415 -/]		
Value	Label	Cases	Percentage
1	Emergencies	0	
2	Personal items	0	
3	Household expenses	0	
4	Own school fees	0	
5	School fees for others	0	
6	School supplies	0	
7	Own business	0	
8	Family business	0	
9	General future use	0	
10	Agricultural inputs	0	
11	Medical expenses for self	5	100.0%
12	Medical expenses for other	0	

# ie_saving_for_11: What are you saving for? [Do not read from list]			
Value	Label	Cases	Percentage
13	Transport/trips	0	
14	Prefer not to answer	0	
96	Other	0	
Sysmiss		4415	
Warning: these figures indicate the number of cases found in the data file. They cannot be interpreted as summary statistics of the population of interest.			
# ie_saving_for_12: What are you saving for? [Do not read from list]			
Information	[Type= discrete] [Format=numeric] [Range= 1-96] [Missing=*]		
Statistics [NW/ W]	[Valid=6 /-] [Invalid=4414 /-]		
Value	Label	Cases	Percentage
1	Emergencies	0	
2	Personal items	0	
3	Household expenses	0	
4	Own school fees	0	
5	School fees for others	0	
6	School supplies	0	
7	Own business	0	
8	Family business	0	
9	General future use	0	
10	Agricultural inputs	0	
11	Medical expenses for self	0	
12	Medical expenses for other	6	100.0%
13	Transport/trips	0	
14	Prefer not to answer	0	
96	Other	0	
Sysmiss		4414	
Warning: these figures indicate the number of cases found in the data file. They cannot be interpreted as summary statistics of the population of interest.			
# ie_saving_for_13: What are you saving for? [Do not read from list]			
Information	[Type= discrete] [Format=numeric] [Range= 1-96] [Missing=*]		
Statistics [NW/ W]	[Valid=31 /-] [Invalid=4389 /-]		
Value	Label	Cases	Percentage
1	Emergencies	0	
2	Personal items	0	
3	Household expenses	0	
4	Own school fees	0	
5	School fees for others	0	
6	School supplies	0	
7	Own business	0	
8	Family business	0	
9	General future use	0	
10	Agricultural inputs	0	
11	Medical expenses for self	0	
12	Medical expenses for other	0	
13	Transport/trips	31	100.0%
14	Prefer not to answer	0	

# ie_saving_for_13: What are you saving for? [Do not read from list]			
Value	Label	Cases	Percentage
96	Other	0	
Sysmiss		4389	
Warning: these figures indicate the number of cases found in the data file. They cannot be interpreted as summary statistics of the population of interest.			
# ie_saving_for_14: What are you saving for? [Do not read from list]			
Information	[Type= discrete] [Format=numeric] [Range= 1-96] [Missing=*]		
Statistics [NW/ W]	[Valid=1 /-] [Invalid=4419 /-]		
Value	Label	Cases	Percentage
1	Emergencies	0	
2	Personal items	0	
3	Household expenses	0	
4	Own school fees	0	
5	School fees for others	0	
6	School supplies	0	
7	Own business	0	
8	Family business	0	
9	General future use	0	
10	Agricultural inputs	0	
11	Medical expenses for self	0	
12	Medical expenses for other	0	
13	Transport/trips	0	
14	Prefer not to answer	1	
96	Other	0	
Sysmiss		4419	
Warning: these figures indicate the number of cases found in the data file. They cannot be interpreted as summary statistics of the population of interest.			
# ie_saving_for_2: What are you saving for? [Do not read from list]			
Information	[Type= discrete] [Format=numeric] [Range= 1-96] [Missing=*]		
Statistics [NW/ W]	[Valid=587 /-] [Invalid=3833 /-]		
Value	Label	Cases	Percentage
1	Emergencies	0	
2	Personal items	587	100.0%
3	Household expenses	0	
4	Own school fees	0	
5	School fees for others	0	
6	School supplies	0	
7	Own business	0	
8	Family business	0	
9	General future use	0	
10	Agricultural inputs	0	
11	Medical expenses for self	0	
12	Medical expenses for other	0	
13	Transport/trips	0	
14	Prefer not to answer	0	
96	Other	0	
Sysmiss		3833	




# ie_saving_for_2: What are you saving for? [Do not read from list]			
Warning: these figures indicate the number of cases found in the data file. They cannot be interpreted as summary statistics of the population of interest.			
# ie_saving_for_3: What are you saving for? [Do not read from list]			
Information	[Type= discrete] [Format=numeric] [Range= 1-96] [Missing=*]		
Statistics [NW/ W]	[Valid=138 /-] [Invalid=4282 /-]		
Value	Label	Cases	Percentage
1	Emergencies	0	
2	Personal items	0	
3	Household expenses	138	100.0%
4	Own school fees	0	
5	School fees for others	0	
6	School supplies	0	
7	Own business	0	
8	Family business	0	
9	General future use	0	
10	Agricultural inputs	0	
11	Medical expenses for self	0	
12	Medical expenses for other	0	
13	Transport/trips	0	
14	Prefer not to answer	0	
96	Other	0	
Sysmiss		4282	
Warning: these figures indicate the number of cases found in the data file. They cannot be interpreted as summary statistics of the population of interest.			
# ie_saving_for_4: What are you saving for? [Do not read from list]			
Information	[Type= discrete] [Format=numeric] [Range= 1-96] [Missing=*]		
Statistics [NW/ W]	[Valid=50 /-] [Invalid=4370 /-]		
Value	Label	Cases	Percentage
1	Emergencies	0	
2	Personal items	0	
3	Household expenses	0	
4	Own school fees	50	100.0%
5	School fees for others	0	
6	School supplies	0	
7	Own business	0	
8	Family business	0	
9	General future use	0	
10	Agricultural inputs	0	
11	Medical expenses for self	0	
12	Medical expenses for other	0	
13	Transport/trips	0	
14	Prefer not to answer	0	
96	Other	0	
Sysmiss		4370	
Warning: these figures indicate the number of cases found in the data file. They cannot be interpreted as summary statistics of the population of interest.			
# ie_saving_for_5: What are you saving for? [Do not read from list]			
Information	[Type= discrete] [Format=numeric] [Range= 1-96] [Missing=*]		

# ie_saving_for_5: What are you saving for? [Do not read from list]			
Statistics [NW/ W]		[Valid=16 /-] [Invalid=4404 /-]	
Value	Label	Cases	Percentage
1	Emergencies	0	
2	Personal items	0	
3	Household expenses	0	
4	Own school fees	0	
5	School fees for others	16	100.0%
6	School supplies	0	
7	Own business	0	
8	Family business	0	
9	General future use	0	
10	Agricultural inputs	0	
11	Medical expenses for self	0	
12	Medical expenses for other	0	
13	Transport/trips	0	
14	Prefer not to answer	0	
96	Other	0	
Sysmiss		4404	
Warning: these figures indicate the number of cases found in the data file. They cannot be interpreted as summary statistics of the population of interest.			
# ie_saving_for_6: What are you saving for? [Do not read from list]			
Information		[Type= discrete] [Format=numeric] [Range= 1-96] [Missing=*]	
Statistics [NW/ W]		[Valid=30 /-] [Invalid=4390 /-]	
Value	Label	Cases	Percentage
1	Emergencies	0	
2	Personal items	0	
3	Household expenses	0	
4	Own school fees	0	
5	School fees for others	0	
6	School supplies	30	100.0%
7	Own business	0	
8	Family business	0	
9	General future use	0	
10	Agricultural inputs	0	
11	Medical expenses for self	0	
12	Medical expenses for other	0	
13	Transport/trips	0	
14	Prefer not to answer	0	
96	Other	0	
Sysmiss		4390	
Warning: these figures indicate the number of cases found in the data file. They cannot be interpreted as summary statistics of the population of interest.			
# ie_saving_for_7: What are you saving for? [Do not read from list]			
Information		[Type= discrete] [Format=numeric] [Range= 1-96] [Missing=*]	
Statistics [NW/ W]		[Valid=17 /-] [Invalid=4403 /-]	

# ie_saving_for_7: What are you saving for? [Do not read from list]			
Value	Label	Cases	Percentage
1	Emergencies	0	
2	Personal items	0	
3	Household expenses	0	
4	Own school fees	0	
5	School fees for others	0	
6	School supplies	0	
7	Own business	17	100.0%
8	Family business	0	
9	General future use	0	
10	Agricultural inputs	0	
11	Medical expenses for self	0	
12	Medical expenses for other	0	
13	Transport/trips	0	
14	Prefer not to answer	0	
96	Other	0	
Sysmiss		4403	
Warning: these figures indicate the number of cases found in the data file. They cannot be interpreted as summary statistics of the population of interest.			
# ie_saving_for_8: What are you saving for? [Do not read from list]			
Information	[Type= discrete] [Format=numeric] [Range= 1-96] [Missing=*]		
Statistics [NW/ W]	[Valid=3 /-] [Invalid=4417 /-]		
Value	Label	Cases	Percentage
1	Emergencies	0	
2	Personal items	0	
3	Household expenses	0	
4	Own school fees	0	
5	School fees for others	0	
6	School supplies	0	
7	Own business	0	
8	Family business	3	100.0%
9	General future use	0	
10	Agricultural inputs	0	
11	Medical expenses for self	0	
12	Medical expenses for other	0	
13	Transport/trips	0	
14	Prefer not to answer	0	
96	Other	0	
Sysmiss		4417	
Warning: these figures indicate the number of cases found in the data file. They cannot be interpreted as summary statistics of the population of interest.			
# ie_saving_for_9: What are you saving for? [Do not read from list]			
Information	[Type= discrete] [Format=numeric] [Range= 1-96] [Missing=*]		
Statistics [NW/ W]	[Valid=272 /-] [Invalid=4148 /-]		
Value	Label	Cases	Percentage
1	Emergencies	0	

# ie_saving_for_9: What are you saving for? [Do not read from list]			
Value	Label	Cases	Percentage
2	Personal items	0	<div></div> 100.0%
3	Household expenses	0	
4	Own school fees	0	
5	School fees for others	0	
6	School supplies	0	
7	Own business	0	
8	Family business	0	
9	General future use	272	
10	Agricultural inputs	0	
11	Medical expenses for self	0	
12	Medical expenses for other	0	
13	Transport/trips	0	
14	Prefer not to answer	0	
96	Other	0	
Sysmiss		4148	
Warning: these figures indicate the number of cases found in the data file. They cannot be interpreted as summary statistics of the population of interest.			
# ie_saving_for_96: What are you saving for? [Do not read from list]			
Information		[Type= discrete] [Format=numeric] [Range= 1-96] [Missing=*]	
Statistics [NW/ W]		[Valid=21 /-] [Invalid=4399 /-]	
Value	Label	Cases	Percentage
1	Emergencies	0	<div></div> 100.0%
2	Personal items	0	
3	Household expenses	0	
4	Own school fees	0	
5	School fees for others	0	
6	School supplies	0	
7	Own business	0	
8	Family business	0	
9	General future use	0	
10	Agricultural inputs	0	
11	Medical expenses for self	0	
12	Medical expenses for other	0	
13	Transport/trips	0	
14	Prefer not to answer	0	
96	Other	21	
Sysmiss		4399	
Warning: these figures indicate the number of cases found in the data file. They cannot be interpreted as summary statistics of the population of interest.			
# ie_saving_for_oth: Please specify details on what other things you are saving for			
Information		[Type= discrete] [Format=character] [Missing=*]	
Statistics [NW/ W]		[Valid=22 /-] [Invalid=0 /-]	
# ie_has_budget: Do you have such a plan?			
Information		[Type= discrete] [Format=numeric] [Range= 0-98] [Missing=*]	
Statistics [NW/ W]		[Valid=3064 /-] [Invalid=1356 /-]	

# ie_has_budget: Do you have such a plan?			
Value	Label	Cases	Percentage
0	No, I have never had it	0	
1	Yes	279	<div><div></div></div> 9.1%
2	No	2771	<div><div></div></div> 90.4%
3	Yes, but not sure about the exact age	0	
90	I am not sure	0	
93	Prefer not to answer	11	<div><div></div></div> 0.4%
95	Not had sex with this partner in the last 4 weeks	0	
97	N/A	0	
98	Don't know	3	<div><div></div></div> 0.1%
Sysmiss		1356	
Warning: these figures indicate the number of cases found in the data file. They cannot be interpreted as summary statistics of the population of interest.			
# ie_has_written_budget: Is your plan written down?			
Information	[Type= discrete] [Format=numeric] [Range= 0-98] [Missing=*]		
Statistics [NW/ W]	[Valid=279 /-] [Invalid=4141 /-]		
Value	Label	Cases	Percentage
0	No, I have never had it	0	
1	Yes	118	<div><div></div></div> 42.3%
2	No	160	<div><div></div></div> 57.3%
3	Yes, but not sure about the exact age	0	
90	I am not sure	0	
93	Prefer not to answer	1	<div><div></div></div> 0.4%
95	Not had sex with this partner in the last 4 weeks	0	
97	N/A	0	
98	Don't know	0	
Sysmiss		4141	
Warning: these figures indicate the number of cases found in the data file. They cannot be interpreted as summary statistics of the population of interest.			
# ie_follow_budget: Would you say that you follow your plan all of the time, some of the time, rarel			
Information	[Type= discrete] [Format=numeric] [Range= 1-4] [Missing=*]		
Statistics [NW/ W]	[Valid=279 /-] [Invalid=4141 /-]		
Value	Label	Cases	Percentage
1	All of the time	130	<div><div></div></div> 46.6%
2	Some of the time	126	<div><div></div></div> 45.2%
3	Rarely	17	<div><div></div></div> 6.1%
4	Never	6	<div><div></div></div> 2.2%
Sysmiss		4141	
Warning: these figures indicate the number of cases found in the data file. They cannot be interpreted as summary statistics of the population of interest.			

# ie_budget_type_1: What would you call that kind of plan?			
Information	[Type= discrete] [Format=numeric] [Range= 1-98] [Missing=*]		
Statistics [NW/ W]	[Valid=204 /-] [Invalid=4216 /-]		
Value	Label	Cases	Percentage
1	Budget	204	 100.0%
2	Savings plan	0	
3	Financial goal	0	
96	Other	0	
98	Don't know	0	
Sysmiss		4216	
Warning: these figures indicate the number of cases found in the data file. They cannot be interpreted as summary statistics of the population of interest.			
# ie_budget_type_2: What would you call that kind of plan?			
Information	[Type= discrete] [Format=numeric] [Range= 1-98] [Missing=*]		
Statistics [NW/ W]	[Valid=57 /-] [Invalid=4363 /-]		
Value	Label	Cases	Percentage
1	Budget	0	 100.0%
2	Savings plan	57	
3	Financial goal	0	
96	Other	0	
98	Don't know	0	
Sysmiss		4363	
Warning: these figures indicate the number of cases found in the data file. They cannot be interpreted as summary statistics of the population of interest.			
# ie_budget_type_3: What would you call that kind of plan?			
Information	[Type= discrete] [Format=numeric] [Range= 1-98] [Missing=*]		
Statistics [NW/ W]	[Valid=3 /-] [Invalid=4417 /-]		
Value	Label	Cases	Percentage
1	Budget	0	 100.0%
2	Savings plan	0	
3	Financial goal	3	
96	Other	0	
98	Don't know	0	
Sysmiss		4417	
Warning: these figures indicate the number of cases found in the data file. They cannot be interpreted as summary statistics of the population of interest.			
# ie_budget_type_98: What would you call that kind of plan?			
Information	[Type= discrete] [Format=numeric] [Range= 1-98] [Missing=*]		
Statistics [NW/ W]	[Valid=5 /-] [Invalid=4415 /-]		
Value	Label	Cases	Percentage
1	Budget	0	 100.0%
2	Savings plan	0	
3	Financial goal	0	
96	Other	0	
98	Don't know	5	
Sysmiss		4415	
Warning: these figures indicate the number of cases found in the data file. They cannot be interpreted as summary statistics of the population of interest.			

# ie_wayof_saving_1: What are the ways you are saving your money?			
Information		[Type= discrete] [Format=numeric] [Range= 1-98] [Missing=*]	
Statistics [NW/ W]		[Valid=499 -/] [Invalid=3921 -/]	
Value	Label	Cases	Percentage
1	Bank/bank account	499	<div><div></div></div> 100.0%
2	Savings account	0	
3	Homebank/under mattress/hole	0	
4	Box/closet	0	
5	With a friend	0	
6	With a parent or guardian	0	
7	In a savings group/ stockvel	0	
8	Shopkeeper	0	
9	Investments	0	
93	Prefer not to answer	0	
98	Don't know	0	
Sysmiss		3921	
Warning: these figures indicate the number of cases found in the data file. They cannot be interpreted as summary statistics of the population of interest.			
# ie_wayof_saving_2: What are the ways you are saving your money?			
Information		[Type= discrete] [Format=numeric] [Range= 1-98] [Missing=*]	
Statistics [NW/ W]		[Valid=54 -/] [Invalid=4366 -/]	
Value	Label	Cases	Percentage
1	Bank/bank account	0	<div><div></div></div> 100.0%
2	Savings account	54	
3	Homebank/under mattress/hole	0	
4	Box/closet	0	
5	With a friend	0	
6	With a parent or guardian	0	
7	In a savings group/ stockvel	0	
8	Shopkeeper	0	
9	Investments	0	
93	Prefer not to answer	0	
98	Don't know	0	
Sysmiss		4366	
Warning: these figures indicate the number of cases found in the data file. They cannot be interpreted as summary statistics of the population of interest.			
# ie_wayof_saving_3: What are the ways you are saving your money?			
Information		[Type= discrete] [Format=numeric] [Range= 1-98] [Missing=*]	
Statistics [NW/ W]		[Valid=167 -/] [Invalid=4253 -/]	
Value	Label	Cases	Percentage
1	Bank/bank account	0	<div><div></div></div> 100.0%
2	Savings account	0	
3	Homebank/under mattress/hole	167	
4	Box/closet	0	
5	With a friend	0	
6	With a parent or guardian	0	
7	In a savings group/ stockvel	0	

# ie_wayof_saving_3: What are the ways you are saving your money?			
Value	Label	Cases	Percentage
8	Shopkeeper	0	
9	Investments	0	
93	Prefer not to answer	0	
98	Don't know	0	
Sysmiss		4253	
Warning: these figures indicate the number of cases found in the data file. They cannot be interpreted as summary statistics of the population of interest.			
# ie_wayof_saving_4: What are the ways you are saving your money?			
Information	[Type= discrete] [Format=numeric] [Range= 1-98] [Missing=*]		
Statistics [NW/ W]	[Valid=219 /-] [Invalid=4201 /-]		
Value	Label	Cases	Percentage
1	Bank/bank account	0	
2	Savings account	0	
3	Homebank/under mattress/hole	0	
4	Box/closet	219	100.0%
5	With a friend	0	
6	With a parent or guardian	0	
7	In a savings group/ stockvel	0	
8	Shopkeeper	0	
9	Investments	0	
93	Prefer not to answer	0	
98	Don't know	0	
Sysmiss		4201	
Warning: these figures indicate the number of cases found in the data file. They cannot be interpreted as summary statistics of the population of interest.			
# ie_wayof_saving_5: What are the ways you are saving your money?			
Information	[Type= discrete] [Format=numeric] [Range= 1-98] [Missing=*]		
Statistics [NW/ W]	[Valid=3 /-] [Invalid=4417 /-]		
Value	Label	Cases	Percentage
1	Bank/bank account	0	
2	Savings account	0	
3	Homebank/under mattress/hole	0	
4	Box/closet	0	
5	With a friend	3	100.0%
6	With a parent or guardian	0	
7	In a savings group/ stockvel	0	
8	Shopkeeper	0	
9	Investments	0	
93	Prefer not to answer	0	
98	Don't know	0	
Sysmiss		4417	
Warning: these figures indicate the number of cases found in the data file. They cannot be interpreted as summary statistics of the population of interest.			
# ie_wayof_saving_6: What are the ways you are saving your money?			
Information	[Type= discrete] [Format=numeric] [Range= 1-98] [Missing=*]		
Statistics [NW/ W]	[Valid=35 /-] [Invalid=4385 /-]		

ie_wayof_saving_6: What are the ways you are saving your money?

Value	Label	Cases	Percentage
1	Bank/bank account	0	
2	Savings account	0	
3	Homebank/under mattress/hole	0	
4	Box/closet	0	
5	With a friend	0	
6	With a parent or guardian	35	100.0%
7	In a savings group/ stockvel	0	
8	Shopkeeper	0	
9	Investments	0	
93	Prefer not to answer	0	
98	Don't know	0	
Sysmiss		4385	

Warning: these figures indicate the number of cases found in the data file. They cannot be interpreted as summary statistics of the population of interest.

ie_wayof_saving_7: What are the ways you are saving your money?

Information	[Type= discrete] [Format=numeric] [Range= 1-98] [Missing=*]
Statistics [NW/ W]	[Valid=38 /-] [Invalid=4382 /-]

Value	Label	Cases	Percentage
1	Bank/bank account	0	
2	Savings account	0	
3	Homebank/under mattress/hole	0	
4	Box/closet	0	
5	With a friend	0	
6	With a parent or guardian	0	
7	In a savings group/ stockvel	38	100.0%
8	Shopkeeper	0	
9	Investments	0	
93	Prefer not to answer	0	
98	Don't know	0	
Sysmiss		4382	

Warning: these figures indicate the number of cases found in the data file. They cannot be interpreted as summary statistics of the population of interest.

ie_wayof_saving_93: What are the ways you are saving your money?

Information	[Type= discrete] [Format=numeric] [Range= 1-98] [Missing=*]
Statistics [NW/ W]	[Valid=1 /-] [Invalid=4419 /-]

Value	Label	Cases	Percentage
1	Bank/bank account	0	
2	Savings account	0	
3	Homebank/under mattress/hole	0	
4	Box/closet	0	
5	With a friend	0	
6	With a parent or guardian	0	
7	In a savings group/ stockvel	0	
8	Shopkeeper	0	
9	Investments	0	

# ie_wayof_saving_93: What are the ways you are saving your money?			
Value	Label	Cases	Percentage
93	Prefer not to answer	1	<div></div> 100.0%
98	Don't know	0	
Sysmiss		4419	
Warning: these figures indicate the number of cases found in the data file. They cannot be interpreted as summary statistics of the population of interest.			
# ie_wayof_saving_98: What are the ways you are saving your money?			
Information	[Type= discrete] [Format=numeric] [Range= 1-98] [Missing=*]		
Statistics [NW/ W]	[Valid=1 /-] [Invalid=4419 /-]		
Value	Label	Cases	Percentage
1	Bank/bank account	0	
2	Savings account	0	
3	Homebank/under mattress/hole	0	
4	Box/closet	0	
5	With a friend	0	
6	With a parent or guardian	0	
7	In a savings group/ stockvel	0	
8	Shopkeeper	0	
9	Investments	0	
93	Prefer not to answer	0	
98	Don't know	1	<div></div> 100.0%
Sysmiss		4419	
Warning: these figures indicate the number of cases found in the data file. They cannot be interpreted as summary statistics of the population of interest.			
# ie_rich_can_save: Do you agree or disagree with the following statement: "Only people with a lot o			
Information	[Type= discrete] [Format=numeric] [Range= 1-93] [Missing=*]		
Statistics [NW/ W]	[Valid=3064 /-] [Invalid=1356 /-]		
Value	Label	Cases	Percentage
1	Agree	268	<div></div> 8.7%
2	Disagree	2796	<div></div> 91.3%
93	Prefer not to answer	0	
Sysmiss		1356	
Warning: these figures indicate the number of cases found in the data file. They cannot be interpreted as summary statistics of the population of interest.			
# ie_do_remain_money: When there are weeks when you have met all your basic needs and at the end of th			
Information	[Type= discrete] [Format=numeric] [Range= 0-98] [Missing=*]		
Statistics [NW/ W]	[Valid=3064 /-] [Invalid=1356 /-]		
Value	Label	Cases	Percentage
0	No money left with me	1479	<div></div> 48.3%
1	Secure / set aside for future use	865	<div></div> 28.2%
2	I buy something else	689	<div></div> 22.5%
93	Prefer not to answer	3	0.1%
96	Other, specify	7	0.2%
98	I do not know	21	<div></div> 0.7%
Sysmiss		1356	
Warning: these figures indicate the number of cases found in the data file. They cannot be interpreted as summary statistics of the population of interest.			

# ie_do_remain_other: Please specify other things that you do with the money			
Information		[Type= discrete] [Format=character] [Missing=*]	
Statistics [NW/ W]		[Valid=7 /-] [Invalid=0 /-]	
# ie_foodfreq: In the last 12 months did you or any other individuals in your household ever cu			
Information		[Type= discrete] [Format=numeric] [Range= 0-98] [Missing=*]	
Statistics [NW/ W]		[Valid=3064 /-] [Invalid=1356 /-]	
Value	Label	Cases	Percentage
0	No, I have never had it	0	
1	Yes	682	<div><div></div></div> 22.3%
2	No	2378	<div><div></div></div> 77.6%
3	Yes, but not sure about the exact age	0	
90	I am not sure	0	
93	Prefer not to answer	4	<div><div></div></div> 0.1%
95	Not had sex with this partner in the last 4 weeks	0	
97	N/A	0	
98	Don't know	0	
Sysmiss		1356	
Warning: these figures indicate the number of cases found in the data file. They cannot be interpreted as summary statistics of the population of interest.			
# ie_foodfreqskip: How often did this happen?			
Information		[Type= discrete] [Format=numeric] [Range= 1-93] [Missing=*]	
Statistics [NW/ W]		[Valid=684 /-] [Invalid=3736 /-]	
Value	Label	Cases	Percentage
1	Every month	196	<div><div></div></div> 28.7%
2	Some months	474	<div><div></div></div> 69.3%
3	Ones or twice a month	13	<div><div></div></div> 1.9%
93	Prefer not to answer	1	<div><div></div></div> 0.1%
Sysmiss		3736	
Warning: these figures indicate the number of cases found in the data file. They cannot be interpreted as summary statistics of the population of interest.			

File : AHRI.DREAMS.MultiLevel.IndivGeneralHealth.2018.v2

project_id: REDCap Project Identifier

Information	[Type= discrete] [Format=numeric] [Range= 380-380] [Missing=*]
Statistics [NW/ W]	[Valid=4420 /-] [Invalid=0 /-]

event_id: REDCap Event Identifier

Information	[Type= discrete] [Format=numeric] [Range= 1080-1080] [Missing=*]
Statistics [NW/ W]	[Valid=4420 /-] [Invalid=0 /-]

cohort: Cohort Description

Information	[Type= discrete] [Format=character] [Missing=*]
Statistics [NW/ W]	[Valid=4420 /-] [Invalid=0 /-]

round: Round Description

Information	[Type= discrete] [Format=character] [Missing=*]
Statistics [NW/ W]	[Valid=4420 /-] [Invalid=0 /-]

IIntId: Individual ID

Information	[Type= continuous] [Format=numeric] [Range= 166-220477] [Missing=*]
Statistics [NW/ W]	[Valid=4420 /-] [Invalid=0 /-] [Mean=88526.11 /-] [StdDev=51253.828 /-]

hq_hiv_gettestwhere: Would you be able to get a HIV test if you wanted one?

Information	[Type= discrete] [Format=numeric] [Range= 0-98] [Missing=*]
Statistics [NW/ W]	[Valid=3062 /-] [Invalid=1358 /-]

Value	Label	Cases	Percentage
0	No, I have never had it	0	
1	Yes	2980	97.3%
2	No	68	2.2%
3	Yes, but not sure about the exact age	0	
90	I am not sure	0	
93	Prefer not to answer	14	0.5%
95	Not had sex with this partner in the last 4 weeks	0	
97	N/A	0	
98	Don't know	0	
Sysmiss		1358	

Warning: these figures indicate the number of cases found in the data file. They cannot be interpreted as summary statistics of the population of interest.

hq_hiv_knwstatus: Do you think that it is important for people to know their status?

Information	[Type= discrete] [Format=numeric] [Range= 0-98] [Missing=*]
Statistics [NW/ W]	[Valid=3061 /-] [Invalid=1359 /-]

Value	Label	Cases	Percentage
0	No, I have never had it	0	
1	Yes	2981	97.4%
2	No	73	2.4%
3	Yes, but not sure about the exact age	0	
90	I am not sure	0	
93	Prefer not to answer	7	0.2%
95	Not had sex with this partner in the last 4 weeks	0	

File : AHRI.DREAMS.MultiLevel.IndivGeneralHealth.2018.v2

hq_hiv_knwstatus: Do you think that it is important for people to know their status?

Value	Label	Cases	Percentage
97	N/A	0	
98	Don't know	0	
Sysmiss		1359	

Warning: these figures indicate the number of cases found in the data file. They cannot be interpreted as summary statistics of the population of interest.

hq_hiv_impctestoth: Please specify detail on the other reason you think it is important to get teste

Information	[Type= discrete] [Format=character] [Missing=*]
Statistics [NW/ W]	[Valid=507 /-] [Invalid=0 /-]

hq_recv_hivresult: Have you ever received a test result for HIV?

Information	[Type= discrete] [Format=numeric] [Range= 0-98] [Missing=*]
Statistics [NW/ W]	[Valid=3061 /-] [Invalid=1359 /-]

Value	Label	Cases	Percentage
0	No, I have never had it	0	
1	Yes	2608	85.2%
2	No	452	14.8%
3	Yes, but not sure about the exact age	0	
90	I am not sure	0	
93	Prefer not to answer	1	0.0%
95	Not had sex with this partner in the last 4 weeks	0	
97	N/A	0	
98	Don't know	0	
Sysmiss		1359	

Warning: these figures indicate the number of cases found in the data file. They cannot be interpreted as summary statistics of the population of interest.

hq_hiv_impctest_1: Why is it important to be HIV tested?

Information	[Type= discrete] [Format=numeric] [Range= 1-96] [Missing=*]
Statistics [NW/ W]	[Valid=2336 /-] [Invalid=2084 /-]

Value	Label	Cases	Percentage
1	To protect/take care of yourself	2336	100.0%
2	To protect your partner	0	
3	To protect unborn/future children	0	
4	To plan for the future	0	
96	Other, specify	0	
Sysmiss		2084	

Warning: these figures indicate the number of cases found in the data file. They cannot be interpreted as summary statistics of the population of interest.

hq_hiv_impctest_2: Why is it important to be HIV tested?

Information	[Type= discrete] [Format=numeric] [Range= 1-96] [Missing=*]
Statistics [NW/ W]	[Valid=670 /-] [Invalid=3750 /-]

Value	Label	Cases	Percentage
1	To protect/take care of yourself	0	
2	To protect your partner	670	100.0%
3	To protect unborn/future children	0	
4	To plan for the future	0	

File : AHRI.DREAMS.MultiLevel.IndivGeneralHealth.2018.v2

hq_hiv_impctest_2: Why is it important to be HIV tested?

Value	Label	Cases	Percentage
96	Other, specify	0	
Sysmiss		3750	

Warning: these figures indicate the number of cases found in the data file. They cannot be interpreted as summary statistics of the population of interest.

hq_hiv_impctest_3: Why is it important to be HIV tested?

Information	[Type= discrete] [Format=numeric] [Range= 1-96] [Missing=*]
Statistics [NW/ W]	[Valid=242 /-] [Invalid=4178 /-]

Value	Label	Cases	Percentage
1	To protect/take care of yourself	0	
2	To protect your partner	0	
3	To protect unborn/future children	242	100.0%
4	To plan for the future	0	
96	Other, specify	0	
Sysmiss		4178	

Warning: these figures indicate the number of cases found in the data file. They cannot be interpreted as summary statistics of the population of interest.

hq_hiv_impctest_4: Why is it important to be HIV tested?

Information	[Type= discrete] [Format=numeric] [Range= 1-96] [Missing=*]
Statistics [NW/ W]	[Valid=781 /-] [Invalid=3639 /-]

Value	Label	Cases	Percentage
1	To protect/take care of yourself	0	
2	To protect your partner	0	
3	To protect unborn/future children	0	
4	To plan for the future	781	100.0%
96	Other, specify	0	
Sysmiss		3639	

Warning: these figures indicate the number of cases found in the data file. They cannot be interpreted as summary statistics of the population of interest.

hq_hiv_impctest_96: Why is it important to be HIV tested?

Information	[Type= discrete] [Format=numeric] [Range= 1-96] [Missing=*]
Statistics [NW/ W]	[Valid=467 /-] [Invalid=3953 /-]

Value	Label	Cases	Percentage
1	To protect/take care of yourself	0	
2	To protect your partner	0	
3	To protect unborn/future children	0	
4	To plan for the future	0	
96	Other, specify	467	100.0%
Sysmiss		3953	

Warning: these figures indicate the number of cases found in the data file. They cannot be interpreted as summary statistics of the population of interest.

hq_hiv_testwhere: Where did your last HIV test take place?

Information	[Type= discrete] [Format=numeric] [Range= 1-96] [Missing=*]
Statistics [NW/ W]	[Valid=2608 /-] [Invalid=1812 /-]

Value	Label	Cases	Percentage
1	At a fixed health facility	1663	63.8%

File : AHRI.DREAMS.MultiLevel.IndivGeneralHealth.2018.v2

hq_hiv_testwhere: Where did your last HIV test take place?

Value	Label	Cases	Percentage
2	At a mobile health facility	200	7.7%
3	At home	711	27.3%
96	Other, specify	34	1.3%
Sysmiss		1812	

Warning: these figures indicate the number of cases found in the data file. They cannot be interpreted as summary statistics of the population of interest.

hq_hiv_testwhereoth: Please specify detail on the other place where you were tested for HIV:

Information	[Type= discrete] [Format=character] [Missing=*]
Statistics [NW/ W]	[Valid=34 /-] [Invalid=0 /-]

hq_hiv_testoffered: Was the last HIV test offered, required or did you ask for the test?

Information	[Type= discrete] [Format=numeric] [Range= 1-3] [Missing=*]
Statistics [NW/ W]	[Valid=2608 /-] [Invalid=1812 /-]

Value	Label	Cases	Percentage
1	It was offered	1057	40.5%
2	It was required	656	25.2%
3	I asked for a test	895	34.3%
Sysmiss		1812	

Warning: these figures indicate the number of cases found in the data file. They cannot be interpreted as summary statistics of the population of interest.

hq_hiv_testreas: What was the main reason for your last HIV test?

Information	[Type= discrete] [Format=numeric] [Range= 1-96] [Missing=*]
Statistics [NW/ W]	[Valid=2608 /-] [Invalid=1812 /-]

Value	Label	Cases	Percentage
1	To protect/take care of yourself	1510	57.9%
2	To protect your partner	42	1.6%
3	To protect unborn/future children	109	4.2%
4	To plan for the future	169	6.5%
96	Other, specify	778	29.8%
Sysmiss		1812	

Warning: these figures indicate the number of cases found in the data file. They cannot be interpreted as summary statistics of the population of interest.

hq_hiv_testreasoth: Please specify detail on the other main reason for having your last HIV test:

Information	[Type= discrete] [Format=character] [Missing=*]
Statistics [NW/ W]	[Valid=778 /-]

hq_hiv_priorcounsel: Did you receive any counselling prior to your last HIV test?

Information	[Type= discrete] [Format=numeric] [Range= 0-98] [Missing=*]
Statistics [NW/ W]	[Valid=2608 /-] [Invalid=1812 /-]

Value	Label	Cases	Percentage
0	No, I have never had it	0	
1	Yes	2416	92.6%
2	No	186	7.1%
3	Yes, but not sure about the exact age	0	
90	I am not sure	0	

File : AHRI.DREAMS.MultiLevel.IndivGeneralHealth.2018.v2

hq_hiv_priorcounsel: Did you receive any counselling prior to your last HIV test?

Value	Label	Cases	Percentage
93	Prefer not to answer	6	0.2%
95	Not had sex with this partner in the last 4 weeks	0	
97	N/A	0	
98	Don't know	0	
Sysmiss		1812	

Warning: these figures indicate the number of cases found in the data file. They cannot be interpreted as summary statistics of the population of interest.

hq_pos_hivresult: Have you ever had a positive HIV test result?

Information	[Type= discrete] [Format=numeric] [Range= 0-98] [Missing=*]
Statistics [NW/ W]	[Valid=2608 /-] [Invalid=1812 /-]

Value	Label	Cases	Percentage
0	No, I have never had it	0	
1	Yes	317	12.2%
2	No	2279	87.4%
3	Yes, but not sure about the exact age	0	
90	I am not sure	0	
93	Prefer not to answer	12	0.5%
95	Not had sex with this partner in the last 4 weeks	0	
97	N/A	0	
98	Don't know	0	
Sysmiss		1812	

Warning: these figures indicate the number of cases found in the data file. They cannot be interpreted as summary statistics of the population of interest.

hq_firstposresult: When was your first positive test result?

Information	[Type= discrete] [Format=numeric] [Range= 2-93] [Missing=*]
Statistics [NW/ W]	[Valid=317 /-] [Invalid=4103 /-]

Value	Label	Cases	Percentage
2	More than 1 year ago	244	77.0%
3	Less than 1 year ago	72	22.7%
4	I have never felt I had a risk of being infected	0	
93	Prefer not to answer	1	0.3%
Sysmiss		4103	

Warning: these figures indicate the number of cases found in the data file. They cannot be interpreted as summary statistics of the population of interest.

hq_lastneghivresult: When was your last negative test result?

Information	[Type= discrete] [Format=numeric] [Range= 2-93] [Missing=*]
Statistics [NW/ W]	[Valid=2608 /-] [Invalid=1812 /-]

Value	Label	Cases	Percentage
2	More than 1 year ago	1099	42.1%
3	Less than 1 year ago	1432	54.9%
4	I have never felt I had a risk of being infected	66	2.5%
93	Prefer not to answer	11	0.4%
Sysmiss		1812	

Warning: these figures indicate the number of cases found in the data file. They cannot be interpreted as summary statistics of the population of interest.

File : AHRI.DREAMS.MultiLevel.IndivGeneralHealth.2018.v2

hq_refertreatm: Were you referred to HIV treatment services?

Information [Type= discrete] [Format=numeric] [Range= 0-98] [Missing=*]

Statistics [NW/ W] [Valid=317 /-] [Invalid=4103 /-]

Value	Label	Cases	Percentage
0	No, I have never had it	0	
1	Yes	307	96.8%
2	No	9	2.8%
3	Yes, but not sure about the exact age	0	
90	I am not sure	0	
93	Prefer not to answer	1	0.3%
95	Not had sex with this partner in the last 4 weeks	0	
97	N/A	0	
98	Don't know	0	
Sysmiss		4103	

Warning: these figures indicate the number of cases found in the data file. They cannot be interpreted as summary statistics of the population of interest.

hq_prev_arttreat: Have you ever taken ART for your own health?

Information [Type= discrete] [Format=numeric] [Range= 0-98] [Missing=*]

Statistics [NW/ W] [Valid=317 /-] [Invalid=4103 /-]

Value	Label	Cases	Percentage
0	No, I have never had it	0	
1	Yes	274	86.4%
2	No	42	13.2%
3	Yes, but not sure about the exact age	0	
90	I am not sure	0	
93	Prefer not to answer	1	0.3%
95	Not had sex with this partner in the last 4 weeks	0	
97	N/A	0	
98	Don't know	0	
Sysmiss		4103	

Warning: these figures indicate the number of cases found in the data file. They cannot be interpreted as summary statistics of the population of interest.

hq_art_takenmtct: Have you ever taken ART to prevent Mother To Child Transmission (MTCT)?

Information [Type= discrete] [Format=numeric] [Range= 0-98] [Missing=*]

Statistics [NW/ W] [Valid=172 /-] [Invalid=4248 /-]

Value	Label	Cases	Percentage
0	No, I have never had it	0	
1	Yes	106	61.6%
2	No	65	37.8%
3	Yes, but not sure about the exact age	0	
90	I am not sure	0	
93	Prefer not to answer	1	0.6%
95	Not had sex with this partner in the last 4 weeks	0	
97	N/A	0	
98	Don't know	0	

File : AHRI.DREAMS.MultiLevel.IndivGeneralHealth.2018.v2

hq_art_takenmtct: Have you ever taken ART to prevent Mother To Child Transmission (MTCT)?

Value	Label	Cases	Percentage
Sysmiss		4248	

Warning: these figures indicate the number of cases found in the data file. They cannot be interpreted as summary statistics of the population of interest.

hq_start_arttreat: When did you first start ART?

Information	[Type= discrete] [Format=numeric] [Range= 2-93] [Missing=*]
Statistics [NW/ W]	[Valid=274 /-] [Invalid=4146 /-]

Value	Label	Cases	Percentage
2	More than 1 year ago	216	78.8%
3	Less than 1 year ago	58	21.2%
4	I have never felt I had a risk of being infected	0	
93	Prefer not to answer	0	
Sysmiss		4146	

Warning: these figures indicate the number of cases found in the data file. They cannot be interpreted as summary statistics of the population of interest.

hq_curr_arttreat: Are you currently receiving ART?

Information	[Type= discrete] [Format=numeric] [Range= 0-98] [Missing=*]
Statistics [NW/ W]	[Valid=317 /-] [Invalid=4103 /-]

Value	Label	Cases	Percentage
0	No, I have never had it	0	
1	Yes	290	91.5%
2	No	26	8.2%
3	Yes, but not sure about the exact age	0	
90	I am not sure	0	
93	Prefer not to answer	1	0.3%
95	Not had sex with this partner in the last 4 weeks	0	
97	N/A	0	
98	Don't know	0	
Sysmiss		4103	

Warning: these figures indicate the number of cases found in the data file. They cannot be interpreted as summary statistics of the population of interest.

hq_art_takenstop: Have you ever had to stop ART?

Information	[Type= discrete] [Format=numeric] [Range= 0-98] [Missing=*]
Statistics [NW/ W]	[Valid=274 /-] [Invalid=4146 /-]

Value	Label	Cases	Percentage
0	No, I have never had it	0	
1	Yes	24	8.8%
2	No	250	91.2%
3	Yes, but not sure about the exact age	0	
90	I am not sure	0	
93	Prefer not to answer	0	
95	Not had sex with this partner in the last 4 weeks	0	
97	N/A	0	
98	Don't know	0	
Sysmiss		4146	

File : AHRI.DREAMS.MultiLevel.IndivGeneralHealth.2018.v2

hq_art_takenstop: Have you ever had to stop ART?

Warning: these figures indicate the number of cases found in the data file. They cannot be interpreted as summary statistics of the population of interest.

hq_art_reastakenstop: Please provide the reason for stopping ART:

Information [Type= discrete] [Format=character] [Missing=*]

Statistics [NW/ W] [Valid=24 /-]

hq_recvfrom_arttreat: Where do you currently receive your ART from?

Information [Type= discrete] [Format=numeric] [Range= 1-93] [Missing=*]

Statistics [NW/ W] [Valid=290 /-] [Invalid=4130 /-]

Value	Label	Cases	Percentage
1	Clinic	288	99.3%
2	Mobile clinic	0	
3	Treatment Collection Centre	0	
4	Independent physician	1	0.3%
5	Independent organization	0	
6	Outside the study area / Outside of PIPSA	0	
93	Prefer not to answer	1	0.3%
Sysmiss		4130	

Warning: these figures indicate the number of cases found in the data file. They cannot be interpreted as summary statistics of the population of interest.

hq_art_exttimetake: How often do you take your ART drugs at the exact time prescribed by your doctor

Information [Type= discrete] [Format=numeric] [Range= 1-3] [Missing=*]

Statistics [NW/ W] [Valid=290 /-] [Invalid=4130 /-]

Value	Label	Cases	Percentage
1	Often	220	75.9%
2	Sometimes	12	4.1%
3	Always	58	20.0%
Sysmiss		4130	

Warning: these figures indicate the number of cases found in the data file. They cannot be interpreted as summary statistics of the population of interest.

hq_heardof_art: If HIV negative or status not known: Have you ever heard of ART ?

Information [Type= discrete] [Format=numeric] [Range= 0-98] [Missing=*]

Statistics [NW/ W] [Valid=2281 /-] [Invalid=2139 /-]

Value	Label	Cases	Percentage
0	No, I have never had it	0	
1	Yes	2183	95.7%
2	No	87	3.8%
3	Yes, but not sure about the exact age	0	
90	I am not sure	0	
93	Prefer not to answer	5	0.2%
95	Not had sex with this partner in the last 4 weeks	0	
97	N/A	0	
98	Don't know	6	0.3%
Sysmiss		2139	

Warning: these figures indicate the number of cases found in the data file. They cannot be interpreted as summary statistics of the population of interest.

File : AHRI.DREAMS.MultiLevel.IndivGeneralHealth.2018.v2

hq_art_imphealth: Do you think that ART improves health?

Information [Type= discrete] [Format=numeric] [Range= 0-98] [Missing=*]

Statistics [NW/ W] [Valid=3061 /-] [Invalid=1359 /-]

Value	Label	Cases	Percentage
0	No, I have never had it	0	
1	Yes	2850	93.1%
2	No	55	1.8%
3	Yes, but not sure about the exact age	0	
90	I am not sure	0	
93	Prefer not to answer	12	0.4%
95	Not had sex with this partner in the last 4 weeks	0	
97	N/A	0	
98	Don't know	144	4.7%
Sysmiss		1359	

Warning: these figures indicate the number of cases found in the data file. They cannot be interpreted as summary statistics of the population of interest.

hq_art_knw_whereget: Do you know places where to get ART?

Information [Type= discrete] [Format=numeric] [Range= 0-98] [Missing=*]

Statistics [NW/ W] [Valid=3061 /-] [Invalid=1359 /-]

Value	Label	Cases	Percentage
0	No, I have never had it	0	
1	Yes	2781	90.9%
2	No	174	5.7%
3	Yes, but not sure about the exact age	0	
90	I am not sure	0	
93	Prefer not to answer	2	0.1%
95	Not had sex with this partner in the last 4 weeks	0	
97	N/A	0	
98	Don't know	104	3.4%
Sysmiss		1359	

Warning: these figures indicate the number of cases found in the data file. They cannot be interpreted as summary statistics of the population of interest.

hq_pep_heardof: Have you ever heard of drugs that can be taken to prevent HIV infection after po

Information [Type= discrete] [Format=numeric] [Range= 0-98] [Missing=*]

Statistics [NW/ W] [Valid=3062 /-] [Invalid=1358 /-]

Value	Label	Cases	Percentage
0	No, I have never had it	0	
1	Yes	259	8.5%
2	No	2802	91.5%
3	Yes, but not sure about the exact age	0	
90	I am not sure	0	
93	Prefer not to answer	1	0.0%
95	Not had sex with this partner in the last 4 weeks	0	
97	N/A	0	
98	Don't know	0	

File : AHRI.DREAMS.MultiLevel.IndivGeneralHealth.2018.v2

hq_pep_heardof: Have you ever heard of drugs that can be taken to prevent HIV infection after po

Value	Label	Cases	Percentage
Sysmiss		1358	

Warning: these figures indicate the number of cases found in the data file. They cannot be interpreted as summary statistics of the population of interest.

hq_pep_knowplaces: Do you know where such services are offered?

Information	[Type= discrete] [Format=numeric] [Range= 0-98] [Missing=*]
Statistics [NW/ W]	[Valid=259 /-] [Invalid=4161 /-]

Value	Label	Cases	Percentage
0	No, I have never had it	0	
1	Yes	207	79.9%
2	No	52	20.1%
3	Yes, but not sure about the exact age	0	
90	I am not sure	0	
93	Prefer not to answer	0	
95	Not had sex with this partner in the last 4 weeks	0	
97	N/A	0	
98	Don't know	0	
Sysmiss		4161	

Warning: these figures indicate the number of cases found in the data file. They cannot be interpreted as summary statistics of the population of interest.

hq_pep_taken: Have you ever taken PEP?

Information	[Type= discrete] [Format=numeric] [Range= 0-98] [Missing=*]
Statistics [NW/ W]	[Valid=259 /-] [Invalid=4161 /-]

Value	Label	Cases	Percentage
0	No, I have never had it	0	
1	Yes	6	2.3%
2	No	253	97.7%
3	Yes, but not sure about the exact age	0	
90	I am not sure	0	
93	Prefer not to answer	0	
95	Not had sex with this partner in the last 4 weeks	0	
97	N/A	0	
98	Don't know	0	
Sysmiss		4161	

Warning: these figures indicate the number of cases found in the data file. They cannot be interpreted as summary statistics of the population of interest.

hq_pep_lasttaken: How long ago did you last take PEP?

Information	[Type= discrete] [Format=character] [Missing=*]
Statistics [NW/ W]	[Valid=6 /-] [Invalid=0 /-]

hq_pep_lasttakenunit: Is value in:

Information	[Type= discrete] [Format=numeric] [Range= 1-4] [Missing=*]
Statistics [NW/ W]	[Valid=6 /-] [Invalid=4414 /-]

Value	Label	Cases	Percentage
1	Days	0	
2	Weeks	0	

File : AHRI.DREAMS.MultiLevel.IndivGeneralHealth.2018.v2

hq_pep_lasttakenunit: Is value in:

Value	Label	Cases	Percentage
3	Months	2	<div><div></div></div> 33.3%
4	Years	4	<div><div></div></div> 66.7%
Sysmiss		4414	

Warning: these figures indicate the number of cases found in the data file. They cannot be interpreted as summary statistics of the population of interest.

hq_pep_takenwhy: Why did you take PEP?

Information	[Type= discrete] [Format=character] [Missing=*]
Statistics [NW/ W]	[Valid=6 /-] [Invalid=0 /-]

hq_pep_getwhere: Where did you receive PEP from?

Information	[Type= discrete] [Format=numeric] [Range= 1-93] [Missing=*]
Statistics [NW/ W]	[Valid=6 /-] [Invalid=4414 /-]

Value	Label	Cases	Percentage
1	Clinic	4	<div><div></div></div> 66.7%
2	Mobile clinic	0	
3	Treatment Collection Centre	0	
4	Independent physician	1	<div><div></div></div> 16.7%
5	Independent organization	0	
6	Outside the study area / Outside of PIPSA	0	
93	Prefer not to answer	1	<div><div></div></div> 16.7%
Sysmiss		4414	

Warning: these figures indicate the number of cases found in the data file. They cannot be interpreted as summary statistics of the population of interest.

hq_prep_knowof: Have you ever heard of PrEP? (These are tablets that people who do not have HIV)

Information	[Type= discrete] [Format=numeric] [Range= 0-98] [Missing=*]
Statistics [NW/ W]	[Valid=3062 /-] [Invalid=1358 /-]

Value	Label	Cases	Percentage
0	No, I have never had it	0	
1	Yes	176	<div><div></div></div> 5.7%
2	No	2885	<div><div></div></div> 94.2%
3	Yes, but not sure about the exact age	0	
90	I am not sure	0	
93	Prefer not to answer	1	<div><div></div></div> 0.0%
95	Not had sex with this partner in the last 4 weeks	0	
97	N/A	0	
98	Don't know	0	
Sysmiss		1358	

Warning: these figures indicate the number of cases found in the data file. They cannot be interpreted as summary statistics of the population of interest.

hq_prep_heardwhere: Where did you hear about PrEP?

Information	[Type= discrete] [Format=character] [Missing=*]
Statistics [NW/ W]	[Valid=176 /-] [Invalid=0 /-]

hq_prep_offered: Have you ever been offered PrEP?

Information	[Type= discrete] [Format=numeric] [Range= 0-98] [Missing=*]
-------------	---

File : AHRI.DREAMS.MultiLevel.IndivGeneralHealth.2018.v2

hq_prep_offered: Have you ever been offered PrEP?

Statistics [NW/ W] [Valid=176 /-] [Invalid=4244 /-]

Value	Label	Cases	Percentage
0	No, I have never had it	0	
1	Yes	1	0.6%
2	No	175	99.4%
3	Yes, but not sure about the exact age	0	
90	I am not sure	0	
93	Prefer not to answer	0	
95	Not had sex with this partner in the last 4 weeks	0	
97	N/A	0	
98	Don't know	0	
Sysmiss		4244	

Warning: these figures indicate the number of cases found in the data file. They cannot be interpreted as summary statistics of the population of interest.

hq_prep_taken12mths: Did you use/ participate in the service in the past 12 months?

Information [Type= discrete] [Format=numeric] [Range= 0-98] [Missing=*]

Statistics [NW/ W] [Valid=1 /-] [Invalid=4419 /-]

Value	Label	Cases	Percentage
0	No, I have never had it	0	
1	Yes	1	100.0%
2	No	0	
3	Yes, but not sure about the exact age	0	
90	I am not sure	0	
93	Prefer not to answer	0	
95	Not had sex with this partner in the last 4 weeks	0	
97	N/A	0	
98	Don't know	0	
Sysmiss		4419	

Warning: these figures indicate the number of cases found in the data file. They cannot be interpreted as summary statistics of the population of interest.

hq_prep_takenfromdreams: When you used the service in the last 12 months, was it a 'DREAMS' program?

Information [Type= discrete] [Format=numeric] [Range= 0-98] [Missing=*]

Statistics [NW/ W] [Valid=1 /-] [Invalid=4419 /-]

Value	Label	Cases	Percentage
0	No, I have never had it	0	
1	Yes	1	100.0%
2	No	0	
3	Yes, but not sure about the exact age	0	
90	I am not sure	0	
93	Prefer not to answer	0	
95	Not had sex with this partner in the last 4 weeks	0	
97	N/A	0	
98	Don't know	0	
Sysmiss		4419	

Warning: these figures indicate the number of cases found in the data file. They cannot be interpreted as summary statistics of the population of interest.

File : AHRI.DREAMS.MultiLevel.IndivGeneralHealth.2018.v2

hq_prep_currtaken: Are you currently taking PrEP to prevent HIV?

Information [Type= discrete] [Format=numeric] [Range= 0-98] [Missing=*]

Statistics [NW/ W] [Valid=1 /-] [Invalid=4419 /-]

Value	Label	Cases	Percentage
0	No, I have never had it	0	
1	Yes	0	
2	No	1	100.0%
3	Yes, but not sure about the exact age	0	
90	I am not sure	0	
93	Prefer not to answer	0	
95	Not had sex with this partner in the last 4 weeks	0	
97	N/A	0	
98	Don't know	0	
Sysmiss		4419	

Warning: these figures indicate the number of cases found in the data file. They cannot be interpreted as summary statistics of the population of interest.

hq_prep_reasnottaken: Why did you decide not to take PrEP?

Information [Type= discrete] [Format=numeric] [Range= 1-96] [Missing=*]

Statistics [NW/ W] [Valid=0 /-] [Invalid=4420 /-]

Value	Label	Cases	Percentage
1	I do not feel that I need it	0	
2	I am worried about its side effects or safety	0	
3	It is inconvenient to go through the process at the	0	
93	Prefer not to answer	0	
96	Other, specify	0	
Sysmiss		4420	

Warning: these figures indicate the number of cases found in the data file. They cannot be interpreted as summary statistics of the population of interest.

hq_prep_reasnototh: Please specify detail on the other reason why you did not take PrEP

Information [Type= discrete] [Format=character] [Missing=*]

Statistics [NW/ W] [Valid=0 /-] [Invalid=0 /-]

hq_prep_getwhere: Where are you receiving PrEP? Please tell us the name of the clinic/organisation

Information	[Type= discrete] [Format=numeric] [Range= 1-996] [Missing=*]		
Statistics [NW/ W]	[Valid=0 /-] [Invalid=4420 /-]		

Value	Label	Cases	Percentage
1	Esiyembeni	0	
2	Gunjaneni	0	
3	Kwamsane	0	
4	Machibini	0	
5	Madwaleni	0	
6	Mpukunyoni	0	
7	Mtubatuba	0	
8	Nkundusi	0	
9	Ntondweni	0	
10	Somkhele	0	
11	Another place outside of the surveillance area	0	
12	Doctor	0	
13	Pharmacy	0	
14	Africa Centre / AHRI	0	
15	FHI 360	0	
16	Humana People to People South Africa (HPPSA)	0	
17	Hope International	0	
18	NACOSA	0	
19	EDI	0	
20	Ezibayeni	0	
21	Unyezi	0	
22	Isikondlakondla	0	
23	MatCH	0	
24	FPD	0	
25	AFSA	0	
26	TB/HIV Care Association	0	
27	School/DOE	0	
96	Another place within the surveillance area	0	
996	other organization	0	
Sysmiss		4420	

Warning: these figures indicate the number of cases found in the data file. They cannot be interpreted as summary statistics of the population of interest.

hq_prep_getwhereoth_in: Please specify details of the place you receive PrEP

Information	[Type= discrete] [Format=character] [Missing=*]		
Statistics [NW/ W]	[Valid=0 /-] [Invalid=0 /-]		

hq_prep_getwhereoth_out: Please specify details of the place you receive PrEP

Information	[Type= discrete] [Format=character] [Missing=*]		
Statistics [NW/ W]	[Valid=0 /-] [Invalid=0 /-]		

hq_prep_getwhereoth_org: Please specify details of the other organization

Information	[Type= discrete] [Format=character] [Missing=*]		
Statistics [NW/ W]	[Valid=0 /-] [Invalid=0 /-]		

# hq_prep_takendaily: Do you take PrEP every day?			
Information		[Type= discrete] [Format=numeric] [Range= 0-98] [Missing=*]	
Statistics [NW/ W]		[Valid=0 /-] [Invalid=4420 /-]	
Value	Label	Cases	Percentage
0	No, I have never had it	0	
1	Yes	0	
2	No	0	
3	Yes, but not sure about the exact age	0	
90	I am not sure	0	
93	Prefer not to answer	0	
95	Not had sex with this partner in the last 4 weeks	0	
97	N/A	0	
98	Don't know	0	
Sysmiss		4420	
<i>Warning: these figures indicate the number of cases found in the data file. They cannot be interpreted as summary statistics of the population of interest.</i>			
# hq_prep_taketime: When you take your PrEP do you usually take it at the same time?			
Information		[Type= discrete] [Format=numeric] [Range= 0-98] [Missing=*]	
Statistics [NW/ W]		[Valid=0 /-] [Invalid=4420 /-]	
Value	Label	Cases	Percentage
0	No, I have never had it	0	
1	Yes	0	
2	No	0	
3	Yes, but not sure about the exact age	0	
90	I am not sure	0	
93	Prefer not to answer	0	
95	Not had sex with this partner in the last 4 weeks	0	
97	N/A	0	
98	Don't know	0	
Sysmiss		4420	
<i>Warning: these figures indicate the number of cases found in the data file. They cannot be interpreted as summary statistics of the population of interest.</i>			
# hq_prep_takenstrug: Are you struggling to take you PrEP drugs as advised by the doctor because (plea			
Information		[Type= discrete] [Format=numeric] [Range= 2-96] [Missing=*]	
Statistics [NW/ W]		[Valid=0 /-] [Invalid=4420 /-]	
Value	Label	Cases	Percentage
2	No, I take my tablets as instructed	0	
3	I forget to take my pills	0	
4	I do not always have food to take with the pills	0	
5	Other people might see me take them	0	
6	I sometimes do not have transport to collect my pills on time	0	
7	I get side effects from the pills	0	
8	I am away from home	0	
93	Prefer not to answer	0	
96	Other, specify	0	
Sysmiss		4420	
<i>Warning: these figures indicate the number of cases found in the data file. They cannot be interpreted as summary statistics of the population of interest.</i>			

hq_prep_takenstrugpoth: Please specify other reason for not taking your PrEP as described:

Information

[Type= discrete] [Format=character] [Missing=*]

Statistics [NW/ W]

[Valid=0 /-] [Invalid=0 /-]

hq_prep_takensupp: Have you been supported by [name of intervention/NGO etc] to take your PrEP dru

Information

[Type= discrete] [Format=numeric] [Range= 0-98] [Missing=*]

Statistics [NW/ W]

[Valid=0 /-] [Invalid=4420 /-]

Value	Label	Cases	Percentage
0	No, I have never had it	0	
1	Yes	0	
2	No	0	
3	Yes, but not sure about the exact age	0	
90	I am not sure	0	
93	Prefer not to answer	0	
95	Not had sex with this partner in the last 4 weeks	0	
97	N/A	0	
98	Don't know	0	
Sysmiss		4420	

Warning: these figures indicate the number of cases found in the data file. They cannot be interpreted as summary statistics of the population of interest.

hq_prep_freq_med_take: In general, are you the type of person who would rather:

Information

[Type= discrete] [Format=numeric] [Range= 1-3] [Missing=*]

Statistics [NW/ W]

[Valid=3062 /-] [Invalid=1358 /-]

Value	Label	Cases	Percentage
1	Take a pill every single day at home	751	<div></div> 24.5%
2	Take a pill 2-3 times per week at home	278	<div></div> 9.1%
3	Receive an injection every 2 months at a clinic	2033	<div></div> 66.4%
Sysmiss		1358	

Warning: these figures indicate the number of cases found in the data file. They cannot be interpreted as summary statistics of the population of interest.

hq_impqrt_feats_1: Which features of an injectable medicine to prevent HIV are important to you

Information

[Type= discrete] [Format=numeric] [Range= 1-3] [Missing=*]

Statistics [NW/ W]

[Valid=3061 /-] [Invalid=1359 /-]

Value	Label	Cases	Percentage
1	Not important	43	<div></div> 1.4%
2	A little important	56	<div></div> 1.8%
3	Very important	2962	<div></div> 96.8%
Sysmiss		1359	

Warning: these figures indicate the number of cases found in the data file. They cannot be interpreted as summary statistics of the population of interest.

hq_impqrt_feats_2: Which features of an injectable medicine to prevent HIV are important to you

Information

[Type= discrete] [Format=numeric] [Range= 1-3] [Missing=*]

Statistics [NW/ W]

[Valid=3061 /-] [Invalid=1359 /-]

Value	Label	Cases	Percentage
1	Not important	277	<div></div> 9.0%
2	A little important	354	<div></div> 11.6%
3	Very important	2430	<div></div> 79.4%
Sysmiss		1359	

- 657 -

# hq_imprt_feats_2: Which features of an injectable medicine to prevent HIV are important to you			
Warning: these figures indicate the number of cases found in the data file. They cannot be interpreted as summary statistics of the population of interest.			
# hq_imprt_feats_3: Which features of an injectable medicine to prevent HIV are important to you			
Information	[Type= discrete] [Format=numeric] [Range= 1-3] [Missing=*]		
Statistics [NW/ W]	[Valid=3061 /-] [Invalid=1359 /-]		
Value	Label	Cases	Percentage
1	Not important	117	<div><div></div></div> 3.8%
2	A little important	204	<div><div></div></div> 6.7%
3	Very important	2740	<div><div></div></div> 89.5%
Sysmiss		1359	
Warning: these figures indicate the number of cases found in the data file. They cannot be interpreted as summary statistics of the population of interest.			
# hq_imprt_feats_4: Which features of an injectable medicine to prevent HIV are important to you			
Information	[Type= discrete] [Format=numeric] [Range= 1-3] [Missing=*]		
Statistics [NW/ W]	[Valid=3061 /-] [Invalid=1359 /-]		
Value	Label	Cases	Percentage
1	Not important	138	<div><div></div></div> 4.5%
2	A little important	292	<div><div></div></div> 9.5%
3	Very important	2631	<div><div></div></div> 86.0%
Sysmiss		1359	
Warning: these figures indicate the number of cases found in the data file. They cannot be interpreted as summary statistics of the population of interest.			
# hq_imprt_feats_5: Which features of an injectable medicine to prevent HIV are important to you			
Information	[Type= discrete] [Format=numeric] [Range= 1-3] [Missing=*]		
Statistics [NW/ W]	[Valid=3061 /-] [Invalid=1359 /-]		
Value	Label	Cases	Percentage
1	Not important	132	<div><div></div></div> 4.3%
2	A little important	252	<div><div></div></div> 8.2%
3	Very important	2677	<div><div></div></div> 87.5%
Sysmiss		1359	
Warning: these figures indicate the number of cases found in the data file. They cannot be interpreted as summary statistics of the population of interest.			
# hq_imprt_feats_6: Which features of an injectable medicine to prevent HIV are important to you			
Information	[Type= discrete] [Format=numeric] [Range= 1-3] [Missing=*]		
Statistics [NW/ W]	[Valid=3061 /-] [Invalid=1359 /-]		
Value	Label	Cases	Percentage
1	Not important	927	<div><div></div></div> 30.3%
2	A little important	410	<div><div></div></div> 13.4%
3	Very important	1724	<div><div></div></div> 56.3%
Sysmiss		1359	
Warning: these figures indicate the number of cases found in the data file. They cannot be interpreted as summary statistics of the population of interest.			
# hq_imprt_feats_7: Which features of an injectable medicine to prevent HIV are important to you			
Information	[Type= discrete] [Format=numeric] [Range= 1-3] [Missing=*]		
Statistics [NW/ W]	[Valid=3061 /-] [Invalid=1359 /-]		
Value	Label	Cases	Percentage
1	Not important	116	<div><div></div></div> 3.8%
2	A little important	215	<div><div></div></div> 7.0%

# hq_impert_feats_7: Which features of an injectable medicine to prevent HIV are important to you			
Value	Label	Cases	Percentage
3	Very important	2730	<div><div></div></div> 89.2%
Sysmiss		1359	
Warning: these figures indicate the number of cases found in the data file. They cannot be interpreted as summary statistics of the population of interest.			
# hq_impert_feats_8: Which features of an injectable medicine to prevent HIV are important to you			
Information	[Type= discrete] [Format=numeric] [Range= 1-3] [Missing=*]		
Statistics [NW/ W]	[Valid=3061 /-] [Invalid=1359 /-]		
Value	Label	Cases	Percentage
1	Not important	1471	<div><div></div></div> 48.1%
2	A little important	430	<div><div></div></div> 14.0%
3	Very important	1160	<div><div></div></div> 37.9%
Sysmiss		1359	
Warning: these figures indicate the number of cases found in the data file. They cannot be interpreted as summary statistics of the population of interest.			
# hq_everSmoke: In your whole life up to now, have you ever smoked a cigarette?			
Information	[Type= discrete] [Format=numeric] [Range= 0-98] [Missing=*]		
Statistics [NW/ W]	[Valid=3062 /-] [Invalid=1358 /-]		
Value	Label	Cases	Percentage
0	No, I have never had it	0	
1	Yes	626	<div><div></div></div> 20.4%
2	No	2433	<div><div></div></div> 79.5%
3	Yes, but not sure about the exact age	0	
90	I am not sure	0	
93	Prefer not to answer	3	<div><div></div></div> 0.1%
95	Not had sex with this partner in the last 4 weeks	0	
97	N/A	0	
98	Don't know	0	
Sysmiss		1358	
Warning: these figures indicate the number of cases found in the data file. They cannot be interpreted as summary statistics of the population of interest.			
# hq_frstsmoke_age: How old were you when you smoked your first cigarette? If you can't remember, pl			
Information	[Type= discrete] [Format=character] [Missing=*]		
Statistics [NW/ W]	[Valid=626 /-] [Invalid=0 /-]		
# hq_dayssmoked_mths: How many days have you smoked at least one cigarette in the past month? [number			
Information	[Type= discrete] [Format=character] [Missing=*]		
Statistics [NW/ W]	[Valid=626 /-] [Invalid=0 /-]		
# hq_smokless_tabac: Have you used smokeless tobacco products such as snuff or chewing tobacco in the			
Information	[Type= discrete] [Format=numeric] [Range= 0-98] [Missing=*]		
Statistics [NW/ W]	[Valid=626 /-] [Invalid=3794 /-]		
Value	Label	Cases	Percentage
0	No, I have never had it	0	
1	Yes	22	<div><div></div></div> 3.5%
2	No	603	<div><div></div></div> 96.3%
3	Yes, but not sure about the exact age	0	
90	I am not sure	0	

# hq_smokless_tabac: Have you used smokeless tobacco products such as snuff or chewing tobacco in the				
Value	Label	Cases	Percentage	
93	Prefer not to answer	1	<div></div> 0.2%	
95	Not had sex with this partner in the last 4 weeks	0		
97	N/A	0		
98	Don't know	0		
Sysmiss		3794		
Warning: these figures indicate the number of cases found in the data file. They cannot be interpreted as summary statistics of the population of interest.				
# hq_everdrink: In your whole life up to now, have you ever drunk one "drink" of alcohol (e.g. a				
Information		[Type= discrete] [Format=numeric] [Range= 0-98] [Missing=*]		
Statistics [NW/ W]		[Valid=3062 /-] [Invalid=1358 /-]		
Value	Label	Cases	Percentage	
0	No, I have never had it	0	<div></div>	
1	Yes	1609		<div></div> 52.5%
2	No	1450		<div></div> 47.4%
3	Yes, but not sure about the exact age	0		
90	I am not sure	0		
93	Prefer not to answer	3	<div></div> 0.1%	
95	Not had sex with this partner in the last 4 weeks	0		
97	N/A	0		
98	Don't know	0		
Sysmiss		1358		
Warning: these figures indicate the number of cases found in the data file. They cannot be interpreted as summary statistics of the population of interest.				
# hq_frstdrink_age: How old were you when you drank your first drink? If you can't remember, please				
Information		[Type= discrete] [Format=character] [Missing=*]		
Statistics [NW/ W]		[Valid=1609 /-] [Invalid=0 /-]		
# hq_daysdrunk_mths: How many days have you drunk at least one drink in the past month? [number of da				
Information		[Type= discrete] [Format=character] [Missing=*]		
Statistics [NW/ W]		[Valid=1609 /-] [Invalid=0 /-]		
# hq_more5drinks_day: How many days have you drunk 5 or more drinks (in succession) on one or more day				
Information		[Type= discrete] [Format=character] [Missing=*]		
Statistics [NW/ W]		[Valid=1609 /-] [Invalid=0 /-]		
# hq_everuse_cannab: In your whole life up to now, have you ever used cannabis (dagga)?				
Information		[Type= discrete] [Format=numeric] [Range= 0-98] [Missing=*]		
Statistics [NW/ W]		[Valid=3062 /-] [Invalid=1358 /-]		
Value	Label	Cases	Percentage	
0	No, I have never had it	0	<div></div>	
1	Yes	315		<div></div> 10.3%
2	No	2744		<div></div> 89.6%
3	Yes, but not sure about the exact age	0		
90	I am not sure	0		
93	Prefer not to answer	3	<div></div> 0.1%	
95	Not had sex with this partner in the last 4 weeks	0		
97	N/A	0		

# hq_everuse_cannab: In your whole life up to now, have you ever used cannabis (dagga)?			
Value	Label	Cases	Percentage
98	Don't know	0	
Sysmiss		1358	
Warning: these figures indicate the number of cases found in the data file. They cannot be interpreted as summary statistics of the population of interest.			
# hq_frstcannab_age: How old were you when you used cannabis (dagga)? If you can't remember, please g			
Information	[Type= discrete] [Format=character] [Missing=*]		
Statistics [NW/ W]	[Valid=315 /-] [Invalid=0 /-]		
# hq_dayscannab_mths: How many days have you used cannabis in the past month? [number of days]			
Information	[Type= discrete] [Format=character] [Missing=*]		
Statistics [NW/ W]	[Valid=315 /-] [Invalid=0 /-]		
# hq_usedoth_drugs_2: Have you ever used other drugs such as (Tick all that apply)			
Information	[Type= discrete] [Format=numeric] [Range= 2-96] [Missing=*]		
Statistics [NW/ W]	[Valid=3021 /-] [Invalid=1399 /-]		
Value	Label	Cases	Percentage
2	No	3021	<div></div> 100.0%
3	Inhalants like glue, paint thinners, benzine or petrol	0	
4	Methaqualone (Mandrax)	0	
5	Cocaine	0	
6	Heroin	0	
7	Club drugs, Specify	0	
8	Over-the counter drugs, Specify	0	
9	Prescription drugs, Specify	0	
93	Prefer not to answer	0	
96	Other, Specify	0	
Sysmiss		1399	
Warning: these figures indicate the number of cases found in the data file. They cannot be interpreted as summary statistics of the population of interest.			
# hq_usedoth_drugs_3: Have you ever used other drugs such as (Tick all that apply)			
Information	[Type= discrete] [Format=numeric] [Range= 2-96] [Missing=*]		
Statistics [NW/ W]	[Valid=16 /-] [Invalid=4404 /-]		
Value	Label	Cases	Percentage
2	No	0	<div></div> 100.0%
3	Inhalants like glue, paint thinners, benzine or petrol	16	
4	Methaqualone (Mandrax)	0	
5	Cocaine	0	
6	Heroin	0	
7	Club drugs, Specify	0	
8	Over-the counter drugs, Specify	0	
9	Prescription drugs, Specify	0	
93	Prefer not to answer	0	
96	Other, Specify	0	
Sysmiss		4404	
Warning: these figures indicate the number of cases found in the data file. They cannot be interpreted as summary statistics of the population of interest.			

# hq_usedoth_drugs_4: Have you ever used other drugs such as (Tick all that apply)			
Information	[Type= discrete] [Format=numeric] [Range= 2-96] [Missing=*]		
Statistics [NW/ W]	[Valid=5 /-] [Invalid=4415 /-]		
Value	Label	Cases	Percentage
2	No	0	
3	Inhalants like glue, paint thinners, benzine or petrol	0	
4	Methaqualone (Mandrax)	5	100.0%
5	Cocaine	0	
6	Heroin	0	
7	Club drugs, Specify	0	
8	Over-the counter drugs, Specify	0	
9	Prescription drugs, Specify	0	
93	Prefer not to answer	0	
96	Other, Specify	0	
Sysmiss		4415	
Warning: these figures indicate the number of cases found in the data file. They cannot be interpreted as summary statistics of the population of interest.			
# hq_usedoth_drugs_5: Have you ever used other drugs such as (Tick all that apply)			
Information	[Type= discrete] [Format=numeric] [Range= 2-96] [Missing=*]		
Statistics [NW/ W]	[Valid=9 /-] [Invalid=4411 /-]		
Value	Label	Cases	Percentage
2	No	0	
3	Inhalants like glue, paint thinners, benzine or petrol	0	
4	Methaqualone (Mandrax)	0	
5	Cocaine	9	100.0%
6	Heroin	0	
7	Club drugs, Specify	0	
8	Over-the counter drugs, Specify	0	
9	Prescription drugs, Specify	0	
93	Prefer not to answer	0	
96	Other, Specify	0	
Sysmiss		4411	
Warning: these figures indicate the number of cases found in the data file. They cannot be interpreted as summary statistics of the population of interest.			
# hq_usedoth_drugs_6: Have you ever used other drugs such as (Tick all that apply)			
Information	[Type= discrete] [Format=numeric] [Range= 2-96] [Missing=*]		
Statistics [NW/ W]	[Valid=4 /-] [Invalid=4416 /-]		
Value	Label	Cases	Percentage
2	No	0	
3	Inhalants like glue, paint thinners, benzine or petrol	0	
4	Methaqualone (Mandrax)	0	
5	Cocaine	0	
6	Heroin	4	100.0%
7	Club drugs, Specify	0	
8	Over-the counter drugs, Specify	0	
9	Prescription drugs, Specify	0	
93	Prefer not to answer	0	

# hq_usedoth_drugs_6: Have you ever used other drugs such as (Tick all that apply)			
Value	Label	Cases	Percentage
96	Other, Specify	0	
Sysmiss		4416	
Warning: these figures indicate the number of cases found in the data file. They cannot be interpreted as summary statistics of the population of interest.			
# hq_usedoth_drugs_7: Have you ever used other drugs such as (Tick all that apply)			
Information	[Type= discrete] [Format=numeric] [Range= 2-96] [Missing=*]		
Statistics [NW/ W]	[Valid=9 /-] [Invalid=4411 /-]		
Value	Label	Cases	Percentage
2	No	0	
3	Inhalants like glue, paint thinners, benzine or petrol	0	
4	Methaqualone (Mandrax)	0	
5	Cocaine	0	
6	Heroin	0	
7	Club drugs, Specify	9	100.0%
8	Over-the counter drugs, Specify	0	
9	Prescription drugs, Specify	0	
93	Prefer not to answer	0	
96	Other, Specify	0	
Sysmiss		4411	
Warning: these figures indicate the number of cases found in the data file. They cannot be interpreted as summary statistics of the population of interest.			
# hq_usedoth_drugs_93: Have you ever used other drugs such as (Tick all that apply)			
Information	[Type= discrete] [Format=numeric] [Range= 2-96] [Missing=*]		
Statistics [NW/ W]	[Valid=1 /-] [Invalid=4419 /-]		
Value	Label	Cases	Percentage
2	No	0	
3	Inhalants like glue, paint thinners, benzine or petrol	0	
4	Methaqualone (Mandrax)	0	
5	Cocaine	0	
6	Heroin	0	
7	Club drugs, Specify	0	
8	Over-the counter drugs, Specify	0	
9	Prescription drugs, Specify	0	
93	Prefer not to answer	1	100.0%
96	Other, Specify	0	
Sysmiss		4419	
Warning: these figures indicate the number of cases found in the data file. They cannot be interpreted as summary statistics of the population of interest.			
# hq_usedoth_drugs_96: Have you ever used other drugs such as (Tick all that apply)			
Information	[Type= discrete] [Format=numeric] [Range= 2-96] [Missing=*]		
Statistics [NW/ W]	[Valid=10 /-] [Invalid=4410 /-]		
Value	Label	Cases	Percentage
2	No	0	
3	Inhalants like glue, paint thinners, benzine or petrol	0	
4	Methaqualone (Mandrax)	0	
5	Cocaine	0	

# hq_usedoth_drugs_96: Have you ever used other drugs such as (Tick all that apply)			
Value	Label	Cases	Percentage
6	Heroin	0	
7	Club drugs, Specify	0	
8	Over-the counter drugs, Specify	0	
9	Prescription drugs, Specify	0	
93	Prefer not to answer	0	
96	Other, Specify	10	100.0%
Sysmiss		4410	
Warning: these figures indicate the number of cases found in the data file. They cannot be interpreted as summary statistics of the population of interest.			
# hq_othdrug_oth: Please specify more details on the kind of other drugs you have used?			
Information	[Type= discrete] [Format=character] [Missing=*]		
Statistics [NW/ W]	[Valid=11 /-] [Invalid=0 /-]		

File : AHRI.DREAMS.MultiLevel.IndividualConsent_Age13-17.2018.v2

project_id: REDCap Project Identifier

Information	[Type= discrete] [Format=numeric] [Range= 380-380] [Missing=*]
Statistics [NW/ W]	[Valid=4420 /-] [Invalid=0 /-]

event_id: REDCap Event Identifier

Information	[Type= discrete] [Format=numeric] [Range= 1080-1080] [Missing=*]
Statistics [NW/ W]	[Valid=4420 /-] [Invalid=0 /-]

cohort: Cohort Description

Information	[Type= discrete] [Format=character] [Missing=*]
Statistics [NW/ W]	[Valid=4420 /-] [Invalid=0 /-]

round: Round Description

Information	[Type= discrete] [Format=character] [Missing=*]
Statistics [NW/ W]	[Valid=4420 /-] [Invalid=0 /-]

IIntId: Individual ID

Information	[Type= continuous] [Format=numeric] [Range= 166-220477] [Missing=*]
Statistics [NW/ W]	[Valid=4420 /-] [Invalid=0 /-] [Mean=88526.11 /-] [StdDev=51253.828 /-]

ic_indiv_age_verify1: Was the participant's age verified

Information	[Type= discrete] [Format=numeric] [Range= 0-98] [Missing=*]
Statistics [NW/ W]	[Valid=933 /-] [Invalid=3487 /-]

Value	Label	Cases	Percentage
0	No, I have never had it	0	
1	Yes	866	92.8%
2	No	67	7.2%
3	Yes, but not sure about the exact age	0	
90	I am not sure	0	
93	Prefer not to answer	0	
95	Not had sex with this partner in the last 4 weeks	0	
97	N/A	0	
98	Don't know	0	
Sysmiss		3487	

Warning: these figures indicate the number of cases found in the data file. They cannot be interpreted as summary statistics of the population of interest.

ic_indiv_verified_how1: By which method was the participant's age verified

Information	[Type= discrete] [Format=numeric] [Range= 1-96] [Missing=*]
Statistics [NW/ W]	[Valid=866 /-] [Invalid=3554 /-]

Value	Label	Cases	Percentage
1	Birth Certificate	790	91.2%
2	ID	16	1.8%
96	Other, specify	60	6.9%
Sysmiss		3554	

Warning: these figures indicate the number of cases found in the data file. They cannot be interpreted as summary statistics of the population of interest.

ic_indiv_verified_how_oth1: By which method was the participant's age verified

Information	[Type= discrete] [Format=character] [Missing=*]
-------------	---

File : AHRI.DREAMS.MultiLevel.IndividualConsent_Age13-17.2018.v2

ic_indiv_verified_how_oth1: By which method was the participant's age verified

Statistics [NW/ W] [Valid=60 /-] [Invalid=0 /-]

ic_indiv_who_consent1: Who has given permission on behalf of the participant to participate in this stu

Information [Type= discrete] [Format=numeric] [Range= 1-96] [Missing=*]

Statistics [NW/ W] [Valid=863 /-] [Invalid=3557 /-]

Value	Label	Cases	Percentage
1	Parent	514	59.6%
2	Legal Guardian	259	30.0%
3	Care Provided	89	10.3%
96	Other, specify	1	0.1%
Sysmiss		3557	

Warning: these figures indicate the number of cases found in the data file. They cannot be interpreted as summary statistics of the population of interest.

ic_indiv_enough_info1: Did you get enough information about this study?

Information [Type= discrete] [Format=numeric] [Range= 0-98] [Missing=*]

Statistics [NW/ W] [Valid=939 /-] [Invalid=3481 /-]

Value	Label	Cases	Percentage
0	No, I have never had it	0	
1	Yes	939	100.0%
2	No	0	
3	Yes, but not sure about the exact age	0	
90	I am not sure	0	
93	Prefer not to answer	0	
95	Not had sex with this partner in the last 4 weeks	0	
97	N/A	0	
98	Don't know	0	
Sysmiss		3481	

Warning: these figures indicate the number of cases found in the data file. They cannot be interpreted as summary statistics of the population of interest.

ic_indiv_ask_questions1: Have you been given the opportunity to ask questions about research and your que

Information [Type= discrete] [Format=numeric] [Range= 0-98] [Missing=*]

Statistics [NW/ W] [Valid=939 /-] [Invalid=3481 /-]

Value	Label	Cases	Percentage
0	No, I have never had it	0	
1	Yes	939	100.0%
2	No	0	
3	Yes, but not sure about the exact age	0	
90	I am not sure	0	
93	Prefer not to answer	0	
95	Not had sex with this partner in the last 4 weeks	0	
97	N/A	0	
98	Don't know	0	
Sysmiss		3481	

Warning: these figures indicate the number of cases found in the data file. They cannot be interpreted as summary statistics of the population of interest.

File : AHRI.DREAMS.MultiLevel.IndividualConsent_Age13-17.2018.v2

ic_indiv_consent_dreams: Do you agree to participate in this study?

Information [Type= discrete] [Format=numeric] [Range= 0-98] [Missing=*]

Statistics [NW/ W] [Valid=939 /-] [Invalid=3481 /-]

Value	Label	Cases	Percentage
0	No, I have never had it	0	
1	Yes	939	100.0%
2	No	0	
3	Yes, but not sure about the exact age	0	
90	I am not sure	0	
93	Prefer not to answer	0	
95	Not had sex with this partner in the last 4 weeks	0	
97	N/A	0	
98	Don't know	0	
Sysmiss		3481	

Warning: these figures indicate the number of cases found in the data file. They cannot be interpreted as summary statistics of the population of interest.

ic_indiv_consent_hsv_1: Do you agree to have a your DBS used for HSV

Information [Type= discrete] [Format=numeric] [Range= 0-98] [Missing=*]

Statistics [NW/ W] [Valid=905 /-] [Invalid=3515 /-]

Value	Label	Cases	Percentage
0	No, I have never had it	0	
1	Yes	863	95.4%
2	No	42	4.6%
3	Yes, but not sure about the exact age	0	
90	I am not sure	0	
93	Prefer not to answer	0	
95	Not had sex with this partner in the last 4 weeks	0	
97	N/A	0	
98	Don't know	0	
Sysmiss		3515	

Warning: these figures indicate the number of cases found in the data file. They cannot be interpreted as summary statistics of the population of interest.

ic_indv_dbs_for_pip1: Have you ever donated blood on this year for a home

Information [Type= discrete] [Format=numeric] [Range= 0-98] [Missing=*]

Statistics [NW/ W] [Valid=42 /-] [Invalid=4378 /-]

Value	Label	Cases	Percentage
0	No, I have never had it	0	
1	Yes	7	16.7%
2	No	35	83.3%
3	Yes, but not sure about the exact age	0	
90	I am not sure	0	
93	Prefer not to answer	0	
95	Not had sex with this partner in the last 4 weeks	0	
97	N/A	0	
98	Don't know	0	

File : AHRI.DREAMS.MultiLevel.IndividualConsent_Age13-17.2018.v2

ic_indv_dbs_for_pip1: Have you ever donated blood on this year for a home

Value	Label	Cases	Percentage
Sysmiss		4378	

Warning: these figures indicate the number of cases found in the data file. They cannot be interpreted as summary statistics of the population of interest.

ic_indv_use_pip_hsv_1: Do you agree to having a dry blood spot taken for anonymous HSV2 testing?

Information	[Type= discrete] [Format=numeric] [Range= 0-98] [Missing=*]
Statistics [NW/ W]	[Valid=0 /-] [Invalid=4420 /-]

Value	Label	Cases	Percentage
0	No, I have never had it	0	
1	Yes	0	
2	No	0	
3	Yes, but not sure about the exact age	0	
90	I am not sure	0	
93	Prefer not to answer	0	
95	Not had sex with this partner in the last 4 weeks	0	
97	N/A	0	
98	Don't know	0	
Sysmiss		4420	

Warning: these figures indicate the number of cases found in the data file. They cannot be interpreted as summary statistics of the population of interest.

ic_indv_use_pip_hiv_1: Do you agree to having a dry blood spot taken for anonymous HIV testing?

Information	[Type= discrete] [Format=numeric] [Range= 0-98] [Missing=*]
Statistics [NW/ W]	[Valid=0 /-] [Invalid=4420 /-]

Value	Label	Cases	Percentage
0	No, I have never had it	0	
1	Yes	0	
2	No	0	
3	Yes, but not sure about the exact age	0	
90	I am not sure	0	
93	Prefer not to answer	0	
95	Not had sex with this partner in the last 4 weeks	0	
97	N/A	0	
98	Don't know	0	
Sysmiss		4420	

Warning: these figures indicate the number of cases found in the data file. They cannot be interpreted as summary statistics of the population of interest.

ic_indiv_consent_specstor1: Do you agree that your sample is stored?

Information	[Type= discrete] [Format=numeric] [Range= 0-98] [Missing=*]
Statistics [NW/ W]	[Valid=864 /-] [Invalid=3556 /-]

Value	Label	Cases	Percentage
0	No, I have never had it	0	
1	Yes	864	100.0%
2	No	0	
3	Yes, but not sure about the exact age	0	
90	I am not sure	0	

File : AHRI.DREAMS.MultiLevel.IndividualConsent_Age13-17.2018.v2

ic_indiv_consent_specstor1: Do you agree that your sample is stored?

Value	Label	Cases	Percentage
93	Prefer not to answer	0	
95	Not had sex with this partner in the last 4 weeks	0	
97	N/A	0	
98	Don't know	0	
Sysmiss		3556	

Warning: these figures indicate the number of cases found in the data file. They cannot be interpreted as summary statistics of the population of interest.

ic_indiv_consent_fut_test1: Do you agree that the blood samples of you will be tested in the future, (like o

Information	[Type= discrete] [Format=numeric] [Range= 0-98] [Missing=*]
Statistics [NW/ W]	[Valid=919 /-] [Invalid=3501 /-]

Value	Label	Cases	Percentage
0	No, I have never had it	0	
1	Yes	901	98.0%
2	No	18	2.0%
3	Yes, but not sure about the exact age	0	
90	I am not sure	0	
93	Prefer not to answer	0	
95	Not had sex with this partner in the last 4 weeks	0	
97	N/A	0	
98	Don't know	0	
Sysmiss		3501	

Warning: these figures indicate the number of cases found in the data file. They cannot be interpreted as summary statistics of the population of interest.

ic_indiv_agree_contact1: Do you agree that you are willing to be contacted by phone to schedule time for

Information	[Type= discrete] [Format=numeric] [Range= 0-98] [Missing=*]
Statistics [NW/ W]	[Valid=882 /-] [Invalid=3538 /-]

Value	Label	Cases	Percentage
0	No, I have never had it	0	
1	Yes	844	95.7%
2	No	38	4.3%
3	Yes, but not sure about the exact age	0	
90	I am not sure	0	
93	Prefer not to answer	0	
95	Not had sex with this partner in the last 4 weeks	0	
97	N/A	0	
98	Don't know	0	
Sysmiss		3538	

Warning: these figures indicate the number of cases found in the data file. They cannot be interpreted as summary statistics of the population of interest.

ic_indiv_ref_witness1: Mark the box if you are literate and refuse to have a witness

Information	[Type= discrete] [Format=numeric] [Range= 0-98] [Missing=*]
Statistics [NW/ W]	[Valid=3 /-] [Invalid=4417 /-]

Value	Label	Cases	Percentage
0	No, I have never had it	0	

File : AHRI.DREAMS.MultiLevel.IndividualConsent_Age13-17.2018.v2

ic_indiv_ref_witness1: Mark the box if you are literate and refuse to have a witness

Value	Label	Cases	Percentage
1	Yes	1	<div></div> 33.3%
2	No	2	<div></div> 66.7%
3	Yes, but not sure about the exact age	0	
90	I am not sure	0	
93	Prefer not to answer	0	
95	Not had sex with this partner in the last 4 weeks	0	
97	N/A	0	
98	Don't know	0	
Sysmiss		4417	

Warning: these figures indicate the number of cases found in the data file. They cannot be interpreted as summary statistics of the population of interest.

File : AHRI.DREAMS.MultiLevel.IndividualConsent_Age18-22.2018.v2

project_id: REDCap Project Identifier

Information	[Type= discrete] [Format=numeric] [Range= 380-380] [Missing=*]
Statistics [NW/ W]	[Valid=4420 /-] [Invalid=0 /-]

event_id: REDCap Event Identifier

Information	[Type= discrete] [Format=numeric] [Range= 1080-1080] [Missing=*]
Statistics [NW/ W]	[Valid=4420 /-] [Invalid=0 /-]

cohort: Cohort Description

Information	[Type= discrete] [Format=character] [Missing=*]
Statistics [NW/ W]	[Valid=4420 /-] [Invalid=0 /-]

round: Round Description

Information	[Type= discrete] [Format=character] [Missing=*]
Statistics [NW/ W]	[Valid=4420 /-] [Invalid=0 /-]

IIntId: Individual ID

Information	[Type= continuous] [Format=numeric] [Range= 166-220477] [Missing=*]
Statistics [NW/ W]	[Valid=4420 /-] [Invalid=0 /-] [Mean=88526.11 /-] [StdDev=51253.828 /-]

ic_indiv_enough_info11: Did you get enough information about this study?

Information	[Type= discrete] [Format=numeric] [Range= 0-98] [Missing=*]
Statistics [NW/ W]	[Valid=2123 /-] [Invalid=2297 /-]

Value	Label	Cases	Percentage
0	No, I have never had it	0	
1	Yes	2123	100.0%
2	No	0	
3	Yes, but not sure about the exact age	0	
90	I am not sure	0	
93	Prefer not to answer	0	
95	Not had sex with this partner in the last 4 weeks	0	
97	N/A	0	
98	Don't know	0	
Sysmiss		2297	

Warning: these figures indicate the number of cases found in the data file. They cannot be interpreted as summary statistics of the population of interest.

ic_indiv_ask_questions11: Have you been given the opportunity to ask questions about research and your que

Information	[Type= discrete] [Format=numeric] [Range= 0-98] [Missing=*]
Statistics [NW/ W]	[Valid=2124 /-] [Invalid=2296 /-]

Value	Label	Cases	Percentage
0	No, I have never had it	0	
1	Yes	2123	100.0%
2	No	1	0.0%
3	Yes, but not sure about the exact age	0	
90	I am not sure	0	
93	Prefer not to answer	0	
95	Not had sex with this partner in the last 4 weeks	0	

File : AHRI.DREAMS.MultiLevel.IndividualConsent_Age18-22.2018.v2

ic_indiv_ask_questions11: Have you been given the opportunity to ask questions about research and your que

Value	Label	Cases	Percentage
97	N/A	0	
98	Don't know	0	
Sysmiss		2296	

Warning: these figures indicate the number of cases found in the data file. They cannot be interpreted as summary statistics of the population of interest.

ic_indiv_consent_dreams11: Do you agree to participante in this study?

Information	[Type= discrete] [Format=numeric] [Range= 0-98] [Missing=*]
Statistics [NW/ W]	[Valid=2125 /-] [Invalid=2295 /-]

Value	Label	Cases	Percentage
0	No, I have never had it	0	
1	Yes	2125	100.0%
2	No	0	
3	Yes, but not sure about the exact age	0	
90	I am not sure	0	
93	Prefer not to answer	0	
95	Not had sex with this partner in the last 4 weeks	0	
97	N/A	0	
98	Don't know	0	
Sysmiss		2295	

Warning: these figures indicate the number of cases found in the data file. They cannot be interpreted as summary statistics of the population of interest.

ic_indiv_consent_hsv11: Do you agree to have a your DBS used for HSV

Information	[Type= discrete] [Format=numeric] [Range= 0-98] [Missing=*]
Statistics [NW/ W]	[Valid=2125 /-] [Invalid=2295 /-]

Value	Label	Cases	Percentage
0	No, I have never had it	0	
1	Yes	1816	85.5%
2	No	309	14.5%
3	Yes, but not sure about the exact age	0	
90	I am not sure	0	
93	Prefer not to answer	0	
95	Not had sex with this partner in the last 4 weeks	0	
97	N/A	0	
98	Don't know	0	
Sysmiss		2295	

Warning: these figures indicate the number of cases found in the data file. They cannot be interpreted as summary statistics of the population of interest.

ic_indv_dbs_for_pip11: Have youever donated blood on this year for a home

Information	[Type= discrete] [Format=numeric] [Range= 0-98] [Missing=*]
Statistics [NW/ W]	[Valid=309 /-] [Invalid=4111 /-]

Value	Label	Cases	Percentage
0	No, I have never had it	0	
1	Yes	125	40.5%
2	No	184	59.5%

File : AHRI.DREAMS.MultiLevel.IndividualConsent_Age18-22.2018.v2

ic_indv_dbs_for_pip11: Have you ever donated blood on this year for a home

Value	Label	Cases	Percentage
3	Yes, but not sure about the exact age	0	
90	I am not sure	0	
93	Prefer not to answer	0	
95	Not had sex with this partner in the last 4 weeks	0	
97	N/A	0	
98	Don't know	0	
Sysmiss		4111	

Warning: these figures indicate the number of cases found in the data file. They cannot be interpreted as summary statistics of the population of interest.

ic_indv_use_pip_hsv11: Do you agree to having a dry blood spot taken for anonymous HSV2 testing?

Information	[Type= discrete] [Format=numeric] [Range= 0-98] [Missing=*]
Statistics [NW/ W]	[Valid=128 /-] [Invalid=4292 /-]

Value	Label	Cases	Percentage
0	No, I have never had it	0	
1	Yes	118	92.2%
2	No	10	7.8%
3	Yes, but not sure about the exact age	0	
90	I am not sure	0	
93	Prefer not to answer	0	
95	Not had sex with this partner in the last 4 weeks	0	
97	N/A	0	
98	Don't know	0	
Sysmiss		4292	

Warning: these figures indicate the number of cases found in the data file. They cannot be interpreted as summary statistics of the population of interest.

ic_indv_use_pip_hiv11: Do you agree to having a dry blood spot taken for anonymous HIV testing?

Information	[Type= discrete] [Format=numeric] [Range= 0-98] [Missing=*]
Statistics [NW/ W]	[Valid=126 /-] [Invalid=4294 /-]

Value	Label	Cases	Percentage
0	No, I have never had it	0	
1	Yes	115	91.3%
2	No	11	8.7%
3	Yes, but not sure about the exact age	0	
90	I am not sure	0	
93	Prefer not to answer	0	
95	Not had sex with this partner in the last 4 weeks	0	
97	N/A	0	
98	Don't know	0	
Sysmiss		4294	

Warning: these figures indicate the number of cases found in the data file. They cannot be interpreted as summary statistics of the population of interest.

ic_indiv_consent_specstor5: Do you agree that your sample is stored?

Information	[Type= discrete] [Format=numeric] [Range= 0-98] [Missing=*]
Statistics [NW/ W]	[Valid=1823 /-] [Invalid=2597 /-]

File : AHRI.DREAMS.MultiLevel.IndividualConsent_Age18-22.2018.v2

ic_indiv_consent_specstor5: Do you agree that your sample is stored?

Value	Label	Cases	Percentage
0	No, I have never had it	0	
1	Yes	1819	99.8%
2	No	4	0.2%
3	Yes, but not sure about the exact age	0	
90	I am not sure	0	
93	Prefer not to answer	0	
95	Not had sex with this partner in the last 4 weeks	0	
97	N/A	0	
98	Don't know	0	
Sysmiss		2597	

Warning: these figures indicate the number of cases found in the data file. They cannot be interpreted as summary statistics of the population of interest.

ic_indiv_consent_fut_test5: Do you agree that the blood samples of you will be tested in the future, (like o

Information	[Type= discrete] [Format=numeric] [Range= 0-98] [Missing=*]
Statistics [NW/ W]	[Valid=2124 /-] [Invalid=2296 /-]

Value	Label	Cases	Percentage
0	No, I have never had it	0	
1	Yes	2023	95.2%
2	No	101	4.8%
3	Yes, but not sure about the exact age	0	
90	I am not sure	0	
93	Prefer not to answer	0	
95	Not had sex with this partner in the last 4 weeks	0	
97	N/A	0	
98	Don't know	0	
Sysmiss		2296	

Warning: these figures indicate the number of cases found in the data file. They cannot be interpreted as summary statistics of the population of interest.

ic_indiv_agree_contact11: Do you agree that you are willing to be contacted by phone to schedule time for

Information	[Type= discrete] [Format=numeric] [Range= 0-98] [Missing=*]
Statistics [NW/ W]	[Valid=2126 /-] [Invalid=2294 /-]

Value	Label	Cases	Percentage
0	No, I have never had it	0	
1	Yes	2022	95.1%
2	No	104	4.9%
3	Yes, but not sure about the exact age	0	
90	I am not sure	0	
93	Prefer not to answer	0	
95	Not had sex with this partner in the last 4 weeks	0	
97	N/A	0	
98	Don't know	0	
Sysmiss		2294	

Warning: these figures indicate the number of cases found in the data file. They cannot be interpreted as summary statistics of the population of interest.

File : AHRI.DREAMS.MultiLevel.IndividualConsent_Age18-22.2018.v2

ic_indiv_consent_dreams1: Calculated

Information [Type= discrete] [Format=numeric] [Range= 0-98] [Missing=*]

Statistics [NW/ W] [Valid=4416 /-] [Invalid=4 /-]

Value	Label	Cases	Percentage
0	No, I have never had it	0	
1	Yes	3064	69.4%
2	No	1352	30.6%
3	Yes, but not sure about the exact age	0	
90	I am not sure	0	
93	Prefer not to answer	0	
95	Not had sex with this partner in the last 4 weeks	0	
97	N/A	0	
98	Don't know	0	
Sysmiss		4	

Warning: these figures indicate the number of cases found in the data file. They cannot be interpreted as summary statistics of the population of interest.

File : AHRI.DREAMS.MultiLevel.MeasureMediateVars.2018.v2

project_id: REDCap Project Identifier

Information	[Type= discrete] [Format=numeric] [Range= 380-380] [Missing=*]
Statistics [NW/ W]	[Valid=4420 /-] [Invalid=0 /-]

event_id: REDCap Event Identifier

Information	[Type= discrete] [Format=numeric] [Range= 1080-1080] [Missing=*]
Statistics [NW/ W]	[Valid=4420 /-] [Invalid=0 /-]

cohort: Cohort Description

Information	[Type= discrete] [Format=character] [Missing=*]
Statistics [NW/ W]	[Valid=4420 /-] [Invalid=0 /-]

round: Round Description

Information	[Type= discrete] [Format=character] [Missing=*]
Statistics [NW/ W]	[Valid=4420 /-] [Invalid=0 /-]

IntId: Individual ID

Information	[Type= continuous] [Format=numeric] [Range= 166-220477] [Missing=*]
Statistics [NW/ W]	[Valid=4420 /-] [Invalid=0 /-] [Mean=88526.11 /-] [StdDev=51253.828 /-]

mv_borrmoney_fem: Is there is a female in your community from whom you can borrow money in an emer

Information	[Type= discrete] [Format=numeric] [Range= 0-98] [Missing=*]
Statistics [NW/ W]	[Valid=577 /-] [Invalid=3843 /-]

Value	Label	Cases	Percentage
0	No, I have never had it	0	
1	Yes	339	58.8%
2	No	237	41.1%
3	Yes, but not sure about the exact age	0	
90	I am not sure	0	
93	Prefer not to answer	1	0.2%
95	Not had sex with this partner in the last 4 weeks	0	
97	N/A	0	
98	Don't know	0	
Sysmiss		3843	

Warning: these figures indicate the number of cases found in the data file. They cannot be interpreted as summary statistics of the population of interest.

mv_privmeetplace_fem: Do you have a safe and private place to meet with girls and young women who are

Information	[Type= discrete] [Format=numeric] [Range= 0-98] [Missing=*]
Statistics [NW/ W]	[Valid=577 /-] [Invalid=3843 /-]

Value	Label	Cases	Percentage
0	No, I have never had it	0	
1	Yes	76	13.2%
2	No	500	86.7%
3	Yes, but not sure about the exact age	0	
90	I am not sure	0	
93	Prefer not to answer	1	0.2%
95	Not had sex with this partner in the last 4 weeks	0	

File : AHRI.DREAMS.MultiLevel.MeasureMediateVars.2018.v2

mv_privmeetplace_fem: Do you have a safe and private place to meet with girls and young women who are

Value	Label	Cases	Percentage
97	N/A	0	
98	Don't know	0	
Sysmiss		3843	

Warning: these figures indicate the number of cases found in the data file. They cannot be interpreted as summary statistics of the population of interest.

mv_privmeetregul_fem: If yes, do you meet regularly in such place on a regular basis?

Information	[Type= discrete] [Format=numeric] [Range= 0-98] [Missing=*]
Statistics [NW/ W]	[Valid=76 /-] [Invalid=4344 /-]

Value	Label	Cases	Percentage
0	No, I have never had it	0	
1	Yes	26	34.2%
2	No	49	64.5%
3	Yes, but not sure about the exact age	0	
90	I am not sure	0	
93	Prefer not to answer	1	1.3%
95	Not had sex with this partner in the last 4 weeks	0	
97	N/A	0	
98	Don't know	0	
Sysmiss		4344	

Warning: these figures indicate the number of cases found in the data file. They cannot be interpreted as summary statistics of the population of interest.

mv_trustfriend_fem: Do you have at least one trusted female friend?

Information	[Type= discrete] [Format=numeric] [Range= 0-98] [Missing=*]
Statistics [NW/ W]	[Valid=577 /-] [Invalid=3843 /-]

Value	Label	Cases	Percentage
0	No, I have never had it	0	
1	Yes	405	70.2%
2	No	171	29.6%
3	Yes, but not sure about the exact age	0	
90	I am not sure	0	
93	Prefer not to answer	1	0.2%
95	Not had sex with this partner in the last 4 weeks	0	
97	N/A	0	
98	Don't know	0	
Sysmiss		3843	

Warning: these figures indicate the number of cases found in the data file. They cannot be interpreted as summary statistics of the population of interest.

mv_knowguard_fem: Do you know a woman in your community, other than a mother or guardian, whom you

Information	[Type= discrete] [Format=numeric] [Range= 0-98] [Missing=*]
Statistics [NW/ W]	[Valid=577 /-] [Invalid=3843 /-]

Value	Label	Cases	Percentage
0	No, I have never had it	0	
1	Yes	395	68.5%
2	No	181	31.4%

File : AHRI.DREAMS.MultiLevel.MeasureMediateVars.2018.v2

mv_knowguard_fem: Do you know a woman in your community, other than a mother or guardian, whom you

Value	Label	Cases	Percentage
3	Yes, but not sure about the exact age	0	
90	I am not sure	0	
93	Prefer not to answer	1	0.2%
95	Not had sex with this partner in the last 4 weeks	0	
97	N/A	0	
98	Don't know	0	
Sysmiss		3843	

Warning: these figures indicate the number of cases found in the data file. They cannot be interpreted as summary statistics of the population of interest.

mv_borrmoney_mal: For Males: Is there is a male in your community from whom you can borrow money i

Information	[Type= discrete] [Format=numeric] [Range= 0-98] [Missing=*]
Statistics [NW/ W]	[Valid=2487 /-] [Invalid=1933 /-]

Value	Label	Cases	Percentage
0	No, I have never had it	0	
1	Yes	978	39.3%
2	No	1506	60.6%
3	Yes, but not sure about the exact age	0	
90	I am not sure	0	
93	Prefer not to answer	3	0.1%
95	Not had sex with this partner in the last 4 weeks	0	
97	N/A	0	
98	Don't know	0	
Sysmiss		1933	

Warning: these figures indicate the number of cases found in the data file. They cannot be interpreted as summary statistics of the population of interest.

mv_privmeetplace_mal: Do you have a safe and private place to meet with boys and young men who are lik

Information	[Type= discrete] [Format=numeric] [Range= 0-98] [Missing=*]
Statistics [NW/ W]	[Valid=2487 /-] [Invalid=1933 /-]

Value	Label	Cases	Percentage
0	No, I have never had it	0	
1	Yes	681	27.4%
2	No	1804	72.5%
3	Yes, but not sure about the exact age	0	
90	I am not sure	0	
93	Prefer not to answer	2	0.1%
95	Not had sex with this partner in the last 4 weeks	0	
97	N/A	0	
98	Don't know	0	
Sysmiss		1933	

Warning: these figures indicate the number of cases found in the data file. They cannot be interpreted as summary statistics of the population of interest.

mv_privmeetregul_mal: If yes, do you meet regularly in such place on a regular basis?

Information	[Type= discrete] [Format=numeric] [Range= 0-98] [Missing=*]
Statistics [NW/ W]	[Valid=683 /-] [Invalid=3737 /-]

File : AHRI.DREAMS.MultiLevel.MeasureMediateVars.2018.v2

mv_privmeetregul_mal: If yes, do you meet regularly in such place on a regular basis?

Value	Label	Cases	Percentage
0	No, I have never had it	0	
1	Yes	358	52.4%
2	No	322	47.1%
3	Yes, but not sure about the exact age	0	
90	I am not sure	0	
93	Prefer not to answer	3	0.4%
95	Not had sex with this partner in the last 4 weeks	0	
97	N/A	0	
98	Don't know	0	
Sysmiss		3737	

Warning: these figures indicate the number of cases found in the data file. They cannot be interpreted as summary statistics of the population of interest.

mv_knowguard_mal: Do who know a man in your community, other than a father or guardian, whom you c

Information	[Type= discrete] [Format=numeric] [Range= 0-98] [Missing=*]
Statistics [NW/ W]	[Valid=2487 /-] [Invalid=1933 /-]

Value	Label	Cases	Percentage
0	No, I have never had it	0	
1	Yes	1584	63.7%
2	No	900	36.2%
3	Yes, but not sure about the exact age	0	
90	I am not sure	0	
93	Prefer not to answer	3	0.1%
95	Not had sex with this partner in the last 4 weeks	0	
97	N/A	0	
98	Don't know	0	
Sysmiss		1933	

Warning: these figures indicate the number of cases found in the data file. They cannot be interpreted as summary statistics of the population of interest.

mv_trustfriend_mal: Do you have at least one trusted male friend?

Information	[Type= discrete] [Format=numeric] [Range= 0-98] [Missing=*]
Statistics [NW/ W]	[Valid=2487 /-] [Invalid=1933 /-]

Value	Label	Cases	Percentage
0	No, I have never had it	0	
1	Yes	2023	81.3%
2	No	462	18.6%
3	Yes, but not sure about the exact age	0	
90	I am not sure	0	
93	Prefer not to answer	2	0.1%
95	Not had sex with this partner in the last 4 weeks	0	
97	N/A	0	
98	Don't know	0	
Sysmiss		1933	

Warning: these figures indicate the number of cases found in the data file. They cannot be interpreted as summary statistics of the population of interest.

File : AHRI.DREAMS.MultiLevel.MeasureMediateVars.2018.v2

mv_number_closefriend: How many people of your age or a similar age do you consider close friends? (By

Information [Type= discrete] [Format=character] [Missing=*]

Statistics [NW/ W] [Valid=3063 /-] [Invalid=0 /-]

mv_closefriend_fem: How many females of your age or a similar age do you consider close friends? (By

Information [Type= discrete] [Format=character] [Missing=*]

Statistics [NW/ W] [Valid=2623 /-] [Invalid=0 /-]

mv_closefriend_mal: How many of these friends are male?

Information [Type= discrete] [Format=character] [Missing=*]

Statistics [NW/ W] [Valid=2623 /-] [Invalid=0 /-]

mv_no_friends_advice: If close fiends = 0, is there anyone in your community that you can turn to for

Information [Type= discrete] [Format=numeric] [Range= 0-98] [Missing=*]

Statistics [NW/ W] [Valid=442 /-] [Invalid=3978 /-]

Value	Label	Cases	Percentage
0	No, I have never had it	0	
1	Yes	298	67.4%
2	No	144	32.6%
3	Yes, but not sure about the exact age	0	
90	I am not sure	0	
93	Prefer not to answer	0	
95	Not had sex with this partner in the last 4 weeks	0	
97	N/A	0	
98	Don't know	0	
Sysmiss		3978	

Warning: these figures indicate the number of cases found in the data file. They cannot be interpreted as summary statistics of the population of interest.

mv_no_friend_person_advice: if yes, who is the person you would turn to first for such advice and help?

Information [Type= discrete] [Format=numeric] [Range= 1-96] [Missing=*]

Statistics [NW/ W] [Valid=308 /-] [Invalid=4112 /-]

Value	Label	Cases	Percentage
1	Mother	67	21.8%
2	Father	24	7.8%
3	Grand parents	18	5.8%
4	Brother	50	16.2%
5	Sister	32	10.4%
6	Other Relative	61	19.8%
7	*Boyfriend / Girlfriend / Spouse	16	5.2%
8	Same age friend	3	1.0%
9	Pastor	13	4.2%
10	Teacher	1	0.3%
96	Other, specify	23	7.5%
Sysmiss		4112	

Warning: these figures indicate the number of cases found in the data file. They cannot be interpreted as summary statistics of the population of interest.

File : AHRI.DREAMS.MultiLevel.MeasureMediateVars.2018.v2

mv_other_friends_advice: Apart from your close friends is there anyone in your community that you can tur

Information	[Type= discrete] [Format=numeric] [Range= 0-98] [Missing=*]
Statistics [NW/ W]	[Valid=2622 /-] [Invalid=1798 /-]

Value	Label	Cases	Percentage
0	No, I have never had it	0	
1	Yes	1985	75.7%
2	No	635	24.2%
3	Yes, but not sure about the exact age	0	
90	I am not sure	0	
93	Prefer not to answer	2	0.1%
95	Not had sex with this partner in the last 4 weeks	0	
97	N/A	0	
98	Don't know	0	
Sysmiss		1798	

Warning: these figures indicate the number of cases found in the data file. They cannot be interpreted as summary statistics of the population of interest.

mv_first_person_advice: if yes, who is the person you would turn to first for such advice and help?

Information	[Type= discrete] [Format=numeric] [Range= 1-96] [Missing=*]
Statistics [NW/ W]	[Valid=1985 /-] [Invalid=2435 /-]

Value	Label	Cases	Percentage
1	Mother	346	17.4%
2	Father	169	8.5%
3	Grand parents	159	8.0%
4	Brother	242	12.2%
5	Sister	148	7.5%
6	Other Relative	338	17.0%
7	*Boyfriend / Girlfriend / Spouse	50	2.5%
8	Same age friend	295	14.9%
9	Pastor	51	2.6%
10	Teacher	17	0.9%
96	Other, specify	170	8.6%
Sysmiss		2435	

Warning: these figures indicate the number of cases found in the data file. They cannot be interpreted as summary statistics of the population of interest.

mv_first_person_advice_oth: Please specify details on other person

Information	[Type= discrete] [Format=character] [Missing=*]
Statistics [NW/ W]	[Valid=170 /-] [Invalid=0 /-]

mv_confide_violence: There is someone in your community you could confide in about violence in the ho

Information	[Type= discrete] [Format=numeric] [Range= 1-93] [Missing=*]
Statistics [NW/ W]	[Valid=3064 /-] [Invalid=1356 /-]

Value	Label	Cases	Percentage
1	Agree	1896	61.9%
2	Disagree	1154	37.7%
93	Prefer not to answer	14	0.5%
Sysmiss		1356	

File : AHRI.DREAMS.MultiLevel.MeasureMediateVars.2018.v2

mv_confide_violence: There is someone in your community you could confide in about violence in the ho

Warning: these figures indicate the number of cases found in the data file. They cannot be interpreted as summary statistics of the population of interest.

mv_have_crisis_plan: Do you have a 'functional' [tried and tested to work] plan for what to do in a c

Information	[Type= discrete] [Format=numeric] [Range= 0-98] [Missing=*]		
Statistics [NW/ W]	[Valid=3064 /-] [Invalid=1356 /-]		
Value	Label	Cases	Percentage
0	No, I have never had it	0	
1	Yes	935	<div><div></div></div> 30.5%
2	No	2120	<div><div></div></div> 69.2%
3	Yes, but not sure about the exact age	0	
90	I am not sure	0	
93	Prefer not to answer	9	<div><div></div></div> 0.3%
95	Not had sex with this partner in the last 4 weeks	0	
97	N/A	0	
98	Don't know	0	
Sysmiss		1356	

Warning: these figures indicate the number of cases found in the data file. They cannot be interpreted as summary statistics of the population of interest.

mv_have_safeplace_stay: Do you have a safe place to stay if you have a problem or emergency?

Information	[Type= discrete] [Format=numeric] [Range= 0-98] [Missing=*]		
Statistics [NW/ W]	[Valid=3064 /-] [Invalid=1356 /-]		
Value	Label	Cases	Percentage
0	No, I have never had it	0	
1	Yes	2239	<div><div></div></div> 73.1%
2	No	823	<div><div></div></div> 26.9%
3	Yes, but not sure about the exact age	0	
90	I am not sure	0	
93	Prefer not to answer	2	<div><div></div></div> 0.1%
95	Not had sex with this partner in the last 4 weeks	0	
97	N/A	0	
98	Don't know	0	
Sysmiss		1356	

Warning: these figures indicate the number of cases found in the data file. They cannot be interpreted as summary statistics of the population of interest.

mv_know_riskareas: I know where the risky areas in my community are

Information	[Type= discrete] [Format=numeric] [Range= 1-93] [Missing=*]		
Statistics [NW/ W]	[Valid=3064 /-] [Invalid=1356 /-]		
Value	Label	Cases	Percentage
1	Agree	1868	<div><div></div></div> 61.0%
2	Disagree	1187	<div><div></div></div> 38.7%
93	Prefer not to answer	9	<div><div></div></div> 0.3%
Sysmiss		1356	

Warning: these figures indicate the number of cases found in the data file. They cannot be interpreted as summary statistics of the population of interest.

mv_can_avoid_riskareas: I can avoid risky areas in my community

Information	[Type= discrete] [Format=numeric] [Range= 1-93] [Missing=*]		
-------------	---	--	--

File : AHRI.DREAMS.MultiLevel.MeasureMediateVars.2018.v2

mv_can_avoid_riskareas: I can avoid risky areas in my community

Statistics [NW/ W] [Valid=3064 /-] [Invalid=1356 /-]

Value	Label	Cases	Percentage
1	Agree	1851	60.4%
2	Disagree	1201	39.2%
93	Prefer not to answer	12	0.4%
Sysmiss		1356	

Warning: these figures indicate the number of cases found in the data file. They cannot be interpreted as summary statistics of the population of interest.

mv_mob_moved_away: In the past year, have you moved away from home, either temporarily with the int

Information [Type= discrete] [Format=numeric] [Range= 0-98] [Missing=*]

Statistics [NW/ W] [Valid=3064 /-] [Invalid=1356 /-]

Value	Label	Cases	Percentage
0	No, I have never had it	0	
1	Yes	1525	49.8%
2	No	1532	50.0%
3	Yes, but not sure about the exact age	7	0.2%
90	I am not sure	0	
93	Prefer not to answer	0	
95	Not had sex with this partner in the last 4 weeks	0	
97	N/A	0	
98	Don't know	0	
Sysmiss		1356	

Warning: these figures indicate the number of cases found in the data file. They cannot be interpreted as summary statistics of the population of interest.

mv_mob_last_place_visited: What was the name of the last place that you visited?

Information [Type= discrete] [Format=character] [Missing=*]

Statistics [NW/ W] [Valid=1525 /-] [Invalid=0 /-]

mv_mob_last_where: For the last trip, was it:

Information [Type= discrete] [Format=numeric] [Range= 1-96] [Missing=*]

Statistics [NW/ W] [Valid=1525 /-] [Invalid=2895 /-]

Value	Label	Cases	Percentage
1	Within the isigodi	70	4.6%
2	Outside the isigodi but within the district	476	31.2%
3	Outside district but still in KZN	667	43.7%
4	Outside district: Johannesburg	127	8.3%
5	Outside district: CapeTown	19	1.2%
6	Outside district: Durban	121	7.9%
7	Outside district: Polokwane	3	0.2%
96	Other specify	42	2.8%
Sysmiss		2895	

Warning: these figures indicate the number of cases found in the data file. They cannot be interpreted as summary statistics of the population of interest.

mv_mob_last_whereoth: Please specify the other details of where it was

Information [Type= discrete] [Format=character] [Missing=*]

Statistics [NW/ W] [Valid=43 /-] [Invalid=0 /-]

File : AHRI.DREAMS.MultiLevel.MeasureMediateVars.2018.v2

mv_mob_timein_lastplace: How long did you spend in[name]?

Information [Type= discrete] [Format=numeric] [Range= 0-93] [Missing=*]

Statistics [NW/ W] [Valid=1525 /-] [Invalid=2895 /-]

Value	Label	Cases	Percentage
0	Did not spend the night	27	1.8%
1	Less than a week	287	18.8%
2	2-4 weeks	530	34.8%
3	1-3 months	395	25.9%
4	4-6 months	92	6.0%
5	> 6 months	95	6.2%
6	Between 1 and 2 weeks	93	6.1%
93	I don't wish to answer	6	0.4%
Sysmiss		2895	

Warning: these figures indicate the number of cases found in the data file. They cannot be interpreted as summary statistics of the population of interest.

mv_mob_last_longest_trip: Was this your longest trip in the last year?

Information [Type= discrete] [Format=numeric] [Range= 0-98] [Missing=*]

Statistics [NW/ W] [Valid=1524 /-] [Invalid=2896 /-]

Value	Label	Cases	Percentage
0	No, I have never had it	0	
1	Yes	1342	88.1%
2	No	182	11.9%
3	Yes, but not sure about the exact age	0	
90	I am not sure	0	
93	Prefer not to answer	0	
95	Not had sex with this partner in the last 4 weeks	0	
97	N/A	0	
98	Don't know	0	
Sysmiss		2896	

Warning: these figures indicate the number of cases found in the data file. They cannot be interpreted as summary statistics of the population of interest.

mv_mob_reas_visit_last_1: What were the reasons for traveling to [name]?

Information [Type= discrete] [Format=numeric] [Range= 1-96] [Missing=*]

Statistics [NW/ W] [Valid=150 /-] [Invalid=4270 /-]

Value	Label	Cases	Percentage
1	Looking for work	150	100.0%
2	To visit/live with partner	0	
3	To study / boarding school	0	
4	To visit/live with family	0	
5	Illness related - to seek for medical care	0	
6	Holiday	0	
7	To care for family members	0	
8	I was in Jail	0	
96	Other, specify	0	
Sysmiss		4270	

Warning: these figures indicate the number of cases found in the data file. They cannot be interpreted as summary statistics of the population of interest.

File : AHRI.DREAMS.MultiLevel.MeasureMediateVars.2018.v2

mv_mob_reas_visit_last_2: What were the reasons for traveling to [name]?

Information	[Type= discrete] [Format=numeric] [Range= 1-96] [Missing=*]
Statistics [NW/ W]	[Valid=96 /-] [Invalid=4324 /-]

Value	Label	Cases	Percentage
1	Looking for work	0	
2	To visit/live with partner	96	100.0%
3	To study / boarding school	0	
4	To visit/live with family	0	
5	Illness related - to seek for medical care	0	
6	Holiday	0	
7	To care for family members	0	
8	I was in Jail	0	
96	Other, specify	0	
Sysmiss		4324	

Warning: these figures indicate the number of cases found in the data file. They cannot be interpreted as summary statistics of the population of interest.

mv_mob_reas_visit_last_3: What were the reasons for traveling to [name]?

Information	[Type= discrete] [Format=numeric] [Range= 1-96] [Missing=*]
Statistics [NW/ W]	[Valid=48 /-] [Invalid=4372 /-]

Value	Label	Cases	Percentage
1	Looking for work	0	
2	To visit/live with partner	0	
3	To study / boarding school	48	100.0%
4	To visit/live with family	0	
5	Illness related - to seek for medical care	0	
6	Holiday	0	
7	To care for family members	0	
8	I was in Jail	0	
96	Other, specify	0	
Sysmiss		4372	

Warning: these figures indicate the number of cases found in the data file. They cannot be interpreted as summary statistics of the population of interest.

mv_mob_reas_visit_last_4: What were the reasons for traveling to [name]?

Information	[Type= discrete] [Format=numeric] [Range= 1-96] [Missing=*]
Statistics [NW/ W]	[Valid=925 /-] [Invalid=3495 /-]

Value	Label	Cases	Percentage
1	Looking for work	0	
2	To visit/live with partner	0	
3	To study / boarding school	0	
4	To visit/live with family	925	100.0%
5	Illness related - to seek for medical care	0	
6	Holiday	0	
7	To care for family members	0	
8	I was in Jail	0	
96	Other, specify	0	

File : AHRI.DREAMS.MultiLevel.MeasureMediateVars.2018.v2

mv_mob_reas_visit_last_4: What were the reasons for traveling to [name]?

Value	Label	Cases	Percentage
Sysmiss		3495	

Warning: these figures indicate the number of cases found in the data file. They cannot be interpreted as summary statistics of the population of interest.

mv_mob_reas_visit_last_5: What were the reasons for traveling to [name]?

Information	[Type= discrete] [Format=numeric] [Range= 1-96] [Missing=*]
Statistics [NW/ W]	[Valid=5 /-] [Invalid=4415 /-]

Value	Label	Cases	Percentage
1	Looking for work	0	
2	To visit/live with partner	0	
3	To study / boarding school	0	
4	To visit/live with family	0	
5	Illness related - to seek for medical care	5	100.0%
6	Holiday	0	
7	To care for family members	0	
8	I was in Jail	0	
96	Other, specify	0	
Sysmiss		4415	

Warning: these figures indicate the number of cases found in the data file. They cannot be interpreted as summary statistics of the population of interest.

mv_mob_reas_visit_last_6: What were the reasons for traveling to [name]?

Information	[Type= discrete] [Format=numeric] [Range= 1-96] [Missing=*]
Statistics [NW/ W]	[Valid=54 /-] [Invalid=4366 /-]

Value	Label	Cases	Percentage
1	Looking for work	0	
2	To visit/live with partner	0	
3	To study / boarding school	0	
4	To visit/live with family	0	
5	Illness related - to seek for medical care	0	
6	Holiday	54	100.0%
7	To care for family members	0	
8	I was in Jail	0	
96	Other, specify	0	
Sysmiss		4366	

Warning: these figures indicate the number of cases found in the data file. They cannot be interpreted as summary statistics of the population of interest.

mv_mob_reas_visit_last_7: What were the reasons for traveling to [name]?

Information	[Type= discrete] [Format=numeric] [Range= 1-96] [Missing=*]
Statistics [NW/ W]	[Valid=12 /-] [Invalid=4408 /-]

Value	Label	Cases	Percentage
1	Looking for work	0	
2	To visit/live with partner	0	
3	To study / boarding school	0	
4	To visit/live with family	0	
5	Illness related - to seek for medical care	0	

File : AHRI.DREAMS.MultiLevel.MeasureMediateVars.2018.v2

mv_mob_reas_visit_last_7: What were the reasons for traveling to [name]?

Value	Label	Cases	Percentage
6	Holiday	0	
7	To care for family members	12	<div><div></div></div> 100.0%
8	I was in Jail	0	
96	Other, specify	0	
Sysmiss		4408	

Warning: these figures indicate the number of cases found in the data file. They cannot be interpreted as summary statistics of the population of interest.

mv_mob_reas_visit_last_8: What were the reasons for traveling to [name]?

Information	[Type= discrete] [Format=numeric] [Range= 1-96] [Missing=*]
Statistics [NW/ W]	[Valid=2 /-] [Invalid=4418 /-]

Value	Label	Cases	Percentage
1	Looking for work	0	
2	To visit/live with partner	0	
3	To study / boarding school	0	
4	To visit/live with family	0	
5	Illness related - to seek for medical care	0	
6	Holiday	0	
7	To care for family members	0	
8	I was in Jail	2	<div><div></div></div> 100.0%
96	Other, specify	0	
Sysmiss		4418	

Warning: these figures indicate the number of cases found in the data file. They cannot be interpreted as summary statistics of the population of interest.

mv_mob_reas_visit_last_96: What were the reasons for traveling to [name]?

Information	[Type= discrete] [Format=numeric] [Range= 1-96] [Missing=*]
Statistics [NW/ W]	[Valid=109 /-] [Invalid=4311 /-]

Value	Label	Cases	Percentage
1	Looking for work	0	
2	To visit/live with partner	0	
3	To study / boarding school	0	
4	To visit/live with family	0	
5	Illness related - to seek for medical care	0	
6	Holiday	0	
7	To care for family members	0	
8	I was in Jail	0	
96	Other, specify	109	<div><div></div></div> 100.0%
Sysmiss		4311	

Warning: these figures indicate the number of cases found in the data file. They cannot be interpreted as summary statistics of the population of interest.

mv_mob_reas_visit_lastoth: Please specify the other reason for traveling to [name]

Information	[Type= discrete] [Format=character] [Missing=*]
Statistics [NW/ W]	[Valid=124 /-] [Invalid=0 /-]

mv_mob_live_with_last: If yes, with whom were you living with during this time?

Information	[Type= discrete] [Format=numeric] [Range= 1-96] [Missing=*]
--------------------	---

File : AHRI.DREAMS.MultiLevel.MeasureMediateVars.2018.v2

mv_mob_live_with_last: If yes, with whom were you living with during this time?

Statistics [NW/ W] [Valid=1525 /-] [Invalid=2895 /-]

Value	Label	Cases	Percentage
1	Alone	63	4.1%
2	Your family	1173	76.9%
3	In-laws	25	1.6%
4	Same-aged friends	55	3.6%
5	Other friends	69	4.5%
6	Neighbours	3	0.2%
7	Partner	64	4.2%
8	Others	21	1.4%
96	Other, specify	52	3.4%
Sysmiss		2895	

Warning: these figures indicate the number of cases found in the data file. They cannot be interpreted as summary statistics of the population of interest.

mv_mob_live_with_last_oth: Please specify the other person whom you stayed with

Information [Type= discrete] [Format=character] [Missing=*]

Statistics [NW/ W] [Valid=52 /-] [Invalid=0 /-]

mv_mob_use_medice_last: Did you use medical services in [name]?

Information [Type= discrete] [Format=numeric] [Range= 0-98] [Missing=*]

Statistics [NW/ W] [Valid=1525 /-] [Invalid=2895 /-]

Value	Label	Cases	Percentage
0	No, I have never had it	0	
1	Yes	174	11.4%
2	No	1348	88.4%
3	Yes, but not sure about the exact age	0	
90	I am not sure	0	
93	Prefer not to answer	3	0.2%
95	Not had sex with this partner in the last 4 weeks	0	
97	N/A	0	
98	Don't know	0	
Sysmiss		2895	

Warning: these figures indicate the number of cases found in the data file. They cannot be interpreted as summary statistics of the population of interest.

mv_mob_longest_name: For the longest trips: Where did you go?

Information [Type= discrete] [Format=character] [Missing=*]

Statistics [NW/ W] [Valid=182 /-] [Invalid=0 /-]

mv_mob_longest_trip: What is the longest duration that you have been away?

Information [Type= discrete] [Format=character] [Missing=*]

Statistics [NW/ W] [Valid=182 /-] [Invalid=0 /-]









mv_mob_longest_where: For the longest trips: Was it?

Information [Type= discrete] [Format=numeric] [Range= 1-96] [Missing=*]

Statistics [NW/ W] [Valid=182 /-] [Invalid=4238 /-]

File : AHRI.DREAMS.MultiLevel.MeasureMediateVars.2018.v2

mv_mob_longest_where: For the longest trips: Was it?

Value	Label	Cases	Percentage
1	Within the isigodi	3	 1.6%
2	Outside the isigodi but within the district	26	 14.3%
3	Outside district but still in KZN	80	 44.0%
4	Outside district: Johannesburg	25	 13.7%
5	Outside district: CapeTown	3	 1.6%
6	Outside district: Durban	26	 14.3%
7	Outside district: Polokwane	1	 0.5%
96	Other specify	18	 9.9%
Sysmiss		4238	

Warning: these figures indicate the number of cases found in the data file. They cannot be interpreted as summary statistics of the population of interest.

# mv_mob_longest_whereoth: Please specify the other details of where it was			
Information	[Type= discrete] [Format=character] [Missing=*]		
Statistics [NW/ W]	[Valid=19 /-] [Invalid=0 /-]		
# mv_mob_reas_visit_long_1: What were the reasons for traveling to [name]?			
Information	[Type= discrete] [Format=numeric] [Range= 1-96] [Missing=*]		
Statistics [NW/ W]	[Valid=27 /-] [Invalid=4393 /-]		
Value	Label	Cases	Percentage
1	Looking for work	27	<div><div></div></div> 100.0%
2	To visit/live with partner	0	
3	To study / boarding school	0	
4	To visit/live with family	0	
5	Illness related - to seek for medical care	0	
6	Holiday	0	
7	To care for family members	0	
8	I was in Jail	0	
96	Other, specify	0	
Sysmiss		4393	
Warning: these figures indicate the number of cases found in the data file. They cannot be interpreted as summary statistics of the population of interest.			
# mv_mob_reas_visit_long_2: What were the reasons for traveling to [name]?			
Information	[Type= discrete] [Format=numeric] [Range= 1-96] [Missing=*]		
Statistics [NW/ W]	[Valid=9 /-] [Invalid=4411 /-]		
Value	Label	Cases	Percentage
1	Looking for work	0	
2	To visit/live with partner	9	<div><div></div></div> 100.0%
3	To study / boarding school	0	
4	To visit/live with family	0	
5	Illness related - to seek for medical care	0	
6	Holiday	0	
7	To care for family members	0	
8	I was in Jail	0	
96	Other, specify	0	
Sysmiss		4411	
Warning: these figures indicate the number of cases found in the data file. They cannot be interpreted as summary statistics of the population of interest.			
# mv_mob_reas_visit_long_3: What were the reasons for traveling to [name]?			
Information	[Type= discrete] [Format=numeric] [Range= 1-96] [Missing=*]		
Statistics [NW/ W]	[Valid=6 /-] [Invalid=4414 /-]		
Value	Label	Cases	Percentage
1	Looking for work	0	
2	To visit/live with partner	0	
3	To study / boarding school	6	<div><div></div></div> 100.0%
4	To visit/live with family	0	
5	Illness related - to seek for medical care	0	
6	Holiday	0	
7	To care for family members	0	
8	I was in Jail	0	

# mv_mob_reas_visit_long_3: What were the reasons for traveling to [name]?			
Value	Label	Cases	Percentage
96	Other, specify	0	
Sysmiss		4414	
Warning: these figures indicate the number of cases found in the data file. They cannot be interpreted as summary statistics of the population of interest.			
# mv_mob_reas_visit_long_4: What were the reasons for traveling to [name]?			
Information	[Type= discrete] [Format=numeric] [Range= 1-96] [Missing=*]		
Statistics [NW/ W]	[Valid=84 -/] [Invalid=4336 -/]		
Value	Label	Cases	Percentage
1	Looking for work	0	
2	To visit/live with partner	0	
3	To study / boarding school	0	
4	To visit/live with family	84	100.0%
5	Illness related - to seek for medical care	0	
6	Holiday	0	
7	To care for family members	0	
8	I was in Jail	0	
96	Other, specify	0	
Sysmiss		4336	
Warning: these figures indicate the number of cases found in the data file. They cannot be interpreted as summary statistics of the population of interest.			
# mv_mob_reas_visit_long_5: What were the reasons for traveling to [name]?			
Information	[Type= discrete] [Format=numeric] [Range= 1-96] [Missing=*]		
Statistics [NW/ W]	[Valid=2 -/] [Invalid=4418 -/]		
Value	Label	Cases	Percentage
1	Looking for work	0	
2	To visit/live with partner	0	
3	To study / boarding school	0	
4	To visit/live with family	0	
5	Illness related - to seek for medical care	2	100.0%
6	Holiday	0	
7	To care for family members	0	
8	I was in Jail	0	
96	Other, specify	0	
Sysmiss		4418	
Warning: these figures indicate the number of cases found in the data file. They cannot be interpreted as summary statistics of the population of interest.			
# mv_mob_reas_visit_long_6: What were the reasons for traveling to [name]?			
Information	[Type= discrete] [Format=numeric] [Range= 1-96] [Missing=*]		
Statistics [NW/ W]	[Valid=6 -/] [Invalid=4414 -/]		
Value	Label	Cases	Percentage
1	Looking for work	0	
2	To visit/live with partner	0	
3	To study / boarding school	0	
4	To visit/live with family	0	
5	Illness related - to seek for medical care	0	
6	Holiday	6	100.0%

# mv_mob_reas_visit_long_6: What were the reasons for traveling to [name]?			
Value	Label	Cases	Percentage
7	To care for family members	0	
8	I was in Jail	0	
96	Other, specify	0	
Sysmiss		4414	
Warning: these figures indicate the number of cases found in the data file. They cannot be interpreted as summary statistics of the population of interest.			
# mv_mob_reas_visit_long_96: What were the reasons for traveling to [name]?			
Information	[Type= discrete] [Format=numeric] [Range= 1-96] [Missing=*]		
Statistics [NW/ W]	[Valid=29 /-] [Invalid=4391 /-]		
Value	Label	Cases	Percentage
1	Looking for work	0	
2	To visit/live with partner	0	
3	To study / boarding school	0	
4	To visit/live with family	0	
5	Illness related - to seek for medical care	0	
6	Holiday	0	
7	To care for family members	0	
8	I was in Jail	0	
96	Other, specify	29	100.0%
Sysmiss		4391	
Warning: these figures indicate the number of cases found in the data file. They cannot be interpreted as summary statistics of the population of interest.			
# mv_mob_reas_visit_longoth: Please specify the other reason for traveling to [name]			
Information	[Type= discrete] [Format=character] [Missing=*]		
Statistics [NW/ W]	[Valid=34 /-] [Invalid=0 /-]		
# mv_mob_live_with_long: With whom were you living with during this time?			
Information	[Type= discrete] [Format=numeric] [Range= 1-96] [Missing=*]		
Statistics [NW/ W]	[Valid=182 /-] [Invalid=4238 /-]		
Value	Label	Cases	Percentage
1	Alone	7	<div><div></div></div> 3.8%
2	Your family	117	<div><div></div></div> 64.3%
3	In-laws	4	<div><div></div></div> 2.2%
4	Same-aged friends	12	<div><div></div></div> 6.6%
5	Other friends	6	<div><div></div></div> 3.3%
6	Neighbours	3	<div><div></div></div> 1.6%
7	Partner	9	<div><div></div></div> 4.9%
8	Others	4	<div><div></div></div> 2.2%
96	Other, specify	20	<div><div></div></div> 11.0%
Sysmiss		4238	
Warning: these figures indicate the number of cases found in the data file. They cannot be interpreted as summary statistics of the population of interest.			
# mv_mob_live_with_long_oth: Please specify the other person whom you stayed with			
Information	[Type= discrete] [Format=character] [Missing=*]		
Statistics [NW/ W]	[Valid=20 /-] [Invalid=0 /-]		

# mv_mob_use_medice_long: Did you use medical services in [name]?			
Information	[Type= discrete] [Format=numeric] [Range= 0-98] [Missing=*]		
Statistics [NW/ W]	[Valid=182 /-] [Invalid=4238 /-]		
Value	Label	Cases	Percentage
0	No, I have never had it	0	
1	Yes	6	<div><div></div></div> 3.3%
2	No	176	<div><div></div></div> 96.7%
3	Yes, but not sure about the exact age	0	
90	I am not sure	0	
93	Prefer not to answer	0	
95	Not had sex with this partner in the last 4 weeks	0	
97	N/A	0	
98	Don't know	0	
Sysmiss		4238	
Warning: these figures indicate the number of cases found in the data file. They cannot be interpreted as summary statistics of the population of interest.			
# mv_mob_number_trips: How many times have you travelled in the last year?			
Information	[Type= discrete] [Format=character] [Missing=*]		
Statistics [NW/ W]	[Valid=1525 /-] [Invalid=0 /-]		
# mv_goals01: Finishing secondary school			
Information	[Type= discrete] [Format=numeric] [Range= 1-7] [Missing=*]		
Statistics [NW/ W]	[Valid=3063 /-] [Invalid=1357 /-]		
Value	Label	Cases	Percentage
1	Not important at all	11	<div><div></div></div> 0.4%
2	Not very important	6	<div><div></div></div> 0.2%
3	I don?t/no opinion	7	<div><div></div></div> 0.2%
4	Somewhat important	10	<div><div></div></div> 0.3%
5	Very important	1896	<div><div></div></div> 61.9%
6	Important	728	<div><div></div></div> 23.8%
7	Already achieved	405	<div><div></div></div> 13.2%
Sysmiss		1357	
Warning: these figures indicate the number of cases found in the data file. They cannot be interpreted as summary statistics of the population of interest.			
# mv_goals02: Going to college/university			
Information	[Type= discrete] [Format=numeric] [Range= 1-7] [Missing=*]		
Statistics [NW/ W]	[Valid=3063 /-] [Invalid=1357 /-]		
Value	Label	Cases	Percentage
1	Not important at all	26	<div><div></div></div> 0.8%
2	Not very important	30	<div><div></div></div> 1.0%
3	I don?t/no opinion	16	<div><div></div></div> 0.5%
4	Somewhat important	34	<div><div></div></div> 1.1%
5	Very important	2097	<div><div></div></div> 68.5%
6	Important	799	<div><div></div></div> 26.1%
7	Already achieved	61	<div><div></div></div> 2.0%
Sysmiss		1357	
Warning: these figures indicate the number of cases found in the data file. They cannot be interpreted as summary statistics of the population of interest.			

# mv_goals03: Owning your own home			
Information	[Type= discrete] [Format=numeric] [Range= 1-7] [Missing=*]		
Statistics [NW/ W]	[Valid=3062 /-] [Invalid=1358 /-]		
Value	Label	Cases	Percentage
1	Not important at all	17	<div><div></div></div> 0.6%
2	Not very important	36	<div><div></div></div> 1.2%
3	I don?t/no opinion	15	<div><div></div></div> 0.5%
4	Somewhat important	30	<div><div></div></div> 1.0%
5	Very important	1849	<div><div></div></div> 60.4%
6	Important	1088	<div><div></div></div> 35.5%
7	Already achieved	27	<div><div></div></div> 0.9%
Sysmiss		1358	
Warning: these figures indicate the number of cases found in the data file. They cannot be interpreted as summary statistics of the population of interest.			
# mv_goals04: Helping to take care of your parents or family when you are older			
Information	[Type= discrete] [Format=numeric] [Range= 1-7] [Missing=*]		
Statistics [NW/ W]	[Valid=3062 /-] [Invalid=1358 /-]		
Value	Label	Cases	Percentage
1	Not important at all	4	<div><div></div></div> 0.1%
2	Not very important	3	<div><div></div></div> 0.1%
3	I don?t/no opinion	0	
4	Somewhat important	12	<div><div></div></div> 0.4%
5	Very important	2213	<div><div></div></div> 72.3%
6	Important	811	<div><div></div></div> 26.5%
7	Already achieved	19	<div><div></div></div> 0.6%
Sysmiss		1358	
Warning: these figures indicate the number of cases found in the data file. They cannot be interpreted as summary statistics of the population of interest.			
# mv_goals05: Being admired and respected by your friends			
Information	[Type= discrete] [Format=numeric] [Range= 1-7] [Missing=*]		
Statistics [NW/ W]	[Valid=3063 /-] [Invalid=1357 /-]		
Value	Label	Cases	Percentage
1	Not important at all	90	<div><div></div></div> 2.9%
2	Not very important	48	<div><div></div></div> 1.6%
3	I don?t/no opinion	36	<div><div></div></div> 1.2%
4	Somewhat important	49	<div><div></div></div> 1.6%
5	Very important	1553	<div><div></div></div> 50.7%
6	Important	1270	<div><div></div></div> 41.5%
7	Already achieved	17	<div><div></div></div> 0.6%
Sysmiss		1357	
Warning: these figures indicate the number of cases found in the data file. They cannot be interpreted as summary statistics of the population of interest.			
# mv_goals06: Having a good job/stable income			
Information	[Type= discrete] [Format=numeric] [Range= 1-7] [Missing=*]		
Statistics [NW/ W]	[Valid=3062 /-] [Invalid=1358 /-]		
Value	Label	Cases	Percentage
1	Not important at all	8	<div><div></div></div> 0.3%

# mv_goals06: Having a good job/stable income			
Value	Label	Cases	Percentage
2	Not very important	8	0.3%
3	I don?t/no opinion	2	0.1%
4	Somewhat important	18	0.6%
5	Very important	2056	67.1%
6	Important	955	31.2%
7	Already achieved	15	0.5%
Sysmiss		1358	
Warning: these figures indicate the number of cases found in the data file. They cannot be interpreted as summary statistics of the population of interest.			
# mv_goals07: Having children			
Information	[Type= discrete] [Format=numeric] [Range= 1-7] [Missing=*]		
Statistics [NW/ W]	[Valid=3063 /-] [Invalid=1357 /-]		
Value	Label	Cases	Percentage
1	Not important at all	211	6.9%
2	Not very important	301	9.8%
3	I don?t/no opinion	80	2.6%
4	Somewhat important	99	3.2%
5	Very important	1077	35.2%
6	Important	1279	41.8%
7	Already achieved	16	0.5%
Sysmiss		1357	
Warning: these figures indicate the number of cases found in the data file. They cannot be interpreted as summary statistics of the population of interest.			
# mv_goals08: Getting married or finding a partner			
Information	[Type= discrete] [Format=numeric] [Range= 1-7] [Missing=*]		
Statistics [NW/ W]	[Valid=3063 /-] [Invalid=1357 /-]		
Value	Label	Cases	Percentage
1	Not important at all	217	7.1%
2	Not very important	258	8.4%
3	I don?t/no opinion	57	1.9%
4	Somewhat important	81	2.6%
5	Very important	1151	37.6%
6	Important	1285	42.0%
7	Already achieved	14	0.5%
Sysmiss		1357	
Warning: these figures indicate the number of cases found in the data file. They cannot be interpreted as summary statistics of the population of interest.			
# mv_chance_achiv01: You will finish primary school?			
Information	[Type= discrete] [Format=numeric] [Range= 1-98] [Missing=*]		
Statistics [NW/ W]	[Valid=3064 /-] [Invalid=1356 /-]		
Value	Label	Cases	Percentage
1	High (or already achieved)	2991	97.6%
2	About 50/50	26	0.8%
3	Low	34	1.1%
93	Prefer not to answer	3	0.1%
98	Don't know	10	0.3%

# mv_chance_achiv01: You will finish primary school?			
Value	Label	Cases	Percentage
Sysmiss		1356	
Warning: these figures indicate the number of cases found in the data file. They cannot be interpreted as summary statistics of the population of interest.			
# mv_chance_achiv02: You will join secondary school?			
Information	[Type= discrete] [Format=numeric] [Range= 1-98] [Missing=*]		
Statistics [NW/ W]	[Valid=3064 /-] [Invalid=1356 /-]		
Value	Label	Cases	Percentage
1	High (or already achieved)	2896	<div></div> 94.5%
2	About 50/50	85	<div></div> 2.8%
3	Low	56	<div></div> 1.8%
93	Prefer not to answer	3	<div></div> 0.1%
98	Don't know	24	<div></div> 0.8%
Sysmiss		1356	
Warning: these figures indicate the number of cases found in the data file. They cannot be interpreted as summary statistics of the population of interest.			
# mv_chance_achiv03: You will finish secondary school?			
Information	[Type= discrete] [Format=numeric] [Range= 1-98] [Missing=*]		
Statistics [NW/ W]	[Valid=3064 /-] [Invalid=1356 /-]		
Value	Label	Cases	Percentage
1	High (or already achieved)	2394	<div></div> 78.1%
2	About 50/50	281	<div></div> 9.2%
3	Low	310	<div></div> 10.1%
93	Prefer not to answer	9	<div></div> 0.3%
98	Don't know	70	<div></div> 2.3%
Sysmiss		1356	
Warning: these figures indicate the number of cases found in the data file. They cannot be interpreted as summary statistics of the population of interest.			
# mv_chance_achiv04: You will go to university?			
Information	[Type= discrete] [Format=numeric] [Range= 1-98] [Missing=*]		
Statistics [NW/ W]	[Valid=3064 /-] [Invalid=1356 /-]		
Value	Label	Cases	Percentage
1	High (or already achieved)	1451	<div></div> 47.4%
2	About 50/50	586	<div></div> 19.1%
3	Low	705	<div></div> 23.0%
93	Prefer not to answer	10	<div></div> 0.3%
98	Don't know	312	<div></div> 10.2%
Sysmiss		1356	
Warning: these figures indicate the number of cases found in the data file. They cannot be interpreted as summary statistics of the population of interest.			
# mv_chance_achiv05: You will have a job that pays well?			
Information	[Type= discrete] [Format=numeric] [Range= 1-98] [Missing=*]		
Statistics [NW/ W]	[Valid=3064 /-] [Invalid=1356 /-]		
Value	Label	Cases	Percentage
1	High (or already achieved)	1681	<div></div> 54.9%
2	About 50/50	807	<div></div> 26.3%
3	Low	288	<div></div> 9.4%

# mv_chance_achiv05: You will have a job that pays well?			
Value	Label	Cases	Percentage
93	Prefer not to answer	7	0.2%
98	Don't know	281	9.2%
Sysmiss		1356	
Warning: these figures indicate the number of cases found in the data file. They cannot be interpreted as summary statistics of the population of interest.			
# mv_chance_achiv06: You will be able to own your own home?			
Information	[Type= discrete] [Format=numeric] [Range= 1-98] [Missing=*]		
Statistics [NW/ W]	[Valid=3064 /-] [Invalid=1356 /-]		
Value	Label	Cases	Percentage
1	High (or already achieved)	1937	63.2%
2	About 50/50	732	23.9%
3	Low	149	4.9%
93	Prefer not to answer	6	0.2%
98	Don't know	240	7.8%
Sysmiss		1356	
Warning: these figures indicate the number of cases found in the data file. They cannot be interpreted as summary statistics of the population of interest.			
# mv_chance_achiv07: You will have a job that you enjoy doing?			
Information	[Type= discrete] [Format=numeric] [Range= 1-98] [Missing=*]		
Statistics [NW/ W]	[Valid=3064 /-] [Invalid=1356 /-]		
Value	Label	Cases	Percentage
1	High (or already achieved)	1690	55.2%
2	About 50/50	845	27.6%
3	Low	258	8.4%
93	Prefer not to answer	8	0.3%
98	Don't know	263	8.6%
Sysmiss		1356	
Warning: these figures indicate the number of cases found in the data file. They cannot be interpreted as summary statistics of the population of interest.			
# mv_chance_achiv08: You will have a happy family life?			
Information	[Type= discrete] [Format=numeric] [Range= 1-98] [Missing=*]		
Statistics [NW/ W]	[Valid=3064 /-] [Invalid=1356 /-]		
Value	Label	Cases	Percentage
1	High (or already achieved)	1993	65.0%
2	About 50/50	732	23.9%
3	Low	100	3.3%
93	Prefer not to answer	4	0.1%
98	Don't know	235	7.7%
Sysmiss		1356	
Warning: these figures indicate the number of cases found in the data file. They cannot be interpreted as summary statistics of the population of interest.			
# mv_chance_achiv09: You will stay in good health most of the time?			
Information	[Type= discrete] [Format=numeric] [Range= 1-98] [Missing=*]		
Statistics [NW/ W]	[Valid=3063 /-] [Invalid=1357 /-]		
Value	Label	Cases	Percentage
1	High (or already achieved)	1819	59.4%

# mv_chance_achiv09: You will stay in good health most of the time?			
Value	Label	Cases	Percentage
2	About 50/50	762	<div><div></div></div> 24.9%
3	Low	109	<div><div></div></div> 3.6%
93	Prefer not to answer	4	<div><div></div></div> 0.1%
98	Don't know	369	<div><div></div></div> 12.0%
Sysmiss		1357	
Warning: these figures indicate the number of cases found in the data file. They cannot be interpreted as summary statistics of the population of interest.			
# mv_chance_achiv10: You will not get HIV/AIDS?			
Information	[Type= discrete] [Format=numeric] [Range= 1-98] [Missing=*]		
Statistics [NW/ W]	[Valid=3064 /-] [Invalid=1356 /-]		
Value	Label	Cases	Percentage
1	High (or already achieved)	1233	<div><div></div></div> 40.2%
2	About 50/50	640	<div><div></div></div> 20.9%
3	Low	274	<div><div></div></div> 8.9%
93	Prefer not to answer	75	<div><div></div></div> 2.4%
98	Don't know	842	<div><div></div></div> 27.5%
Sysmiss		1356	
Warning: these figures indicate the number of cases found in the data file. They cannot be interpreted as summary statistics of the population of interest.			
# mv_chance_achiv11: You will live in a safe neighbourhood			
Information	[Type= discrete] [Format=numeric] [Range= 1-98] [Missing=*]		
Statistics [NW/ W]	[Valid=3064 /-] [Invalid=1356 /-]		
Value	Label	Cases	Percentage
1	High (or already achieved)	1748	<div><div></div></div> 57.0%
2	About 50/50	634	<div><div></div></div> 20.7%
3	Low	170	<div><div></div></div> 5.5%
93	Prefer not to answer	8	<div><div></div></div> 0.3%
98	Don't know	504	<div><div></div></div> 16.4%
Sysmiss		1356	
Warning: these figures indicate the number of cases found in the data file. They cannot be interpreted as summary statistics of the population of interest.			
# mv_chance_achiv12: You will be respected in your community			
Information	[Type= discrete] [Format=numeric] [Range= 1-98] [Missing=*]		
Statistics [NW/ W]	[Valid=3063 /-] [Invalid=1357 /-]		
Value	Label	Cases	Percentage
1	High (or already achieved)	1795	<div><div></div></div> 58.6%
2	About 50/50	652	<div><div></div></div> 21.3%
3	Low	104	<div><div></div></div> 3.4%
93	Prefer not to answer	3	<div><div></div></div> 0.1%
98	Don't know	509	<div><div></div></div> 16.6%
Sysmiss		1357	
Warning: these figures indicate the number of cases found in the data file. They cannot be interpreted as summary statistics of the population of interest.			
# mv_ment_health01: Did you have times in which you were thinking deeply or thinking about many thin			
Information	[Type= discrete] [Format=numeric] [Range= 0-98] [Missing=*]		
Statistics [NW/ W]	[Valid=3064 /-] [Invalid=1356 /-]		

# mv_ment_health01: Did you have times in which you were thinking deeply or thinking about many thin			
Value	Label	Cases	Percentage
0	No, I have never had it	0	
1	Yes	1114	<div><div></div></div> 36.4%
2	No	1935	<div><div></div></div> 63.2%
3	Yes, but not sure about the exact age	0	
90	I am not sure	0	
93	Prefer not to answer	15	<div><div></div></div> 0.5%
95	Not had sex with this partner in the last 4 weeks	0	
97	N/A	0	
98	Don't know	0	
Sysmiss		1356	
Warning: these figures indicate the number of cases found in the data file. They cannot be interpreted as summary statistics of the population of interest.			
# mv_ment_health02: Did you find yourself sometimes failing to concentrate?			
Information	[Type= discrete] [Format=numeric] [Range= 0-98] [Missing=*]		
Statistics [NW/ W]	[Valid=3064 /-] [Invalid=1356 /-]		
Value	Label	Cases	Percentage
0	No, I have never had it	0	
1	Yes	957	<div><div></div></div> 31.2%
2	No	2098	<div><div></div></div> 68.5%
3	Yes, but not sure about the exact age	0	
90	I am not sure	0	
93	Prefer not to answer	9	<div><div></div></div> 0.3%
95	Not had sex with this partner in the last 4 weeks	0	
97	N/A	0	
98	Don't know	0	
Sysmiss		1356	
Warning: these figures indicate the number of cases found in the data file. They cannot be interpreted as summary statistics of the population of interest.			
# mv_ment_health03: Did you lose your temper or get annoyed over trivial matters?			
Information	[Type= discrete] [Format=numeric] [Range= 0-98] [Missing=*]		
Statistics [NW/ W]	[Valid=3064 /-] [Invalid=1356 /-]		
Value	Label	Cases	Percentage
0	No, I have never had it	0	
1	Yes	894	<div><div></div></div> 29.2%
2	No	2163	<div><div></div></div> 70.6%
3	Yes, but not sure about the exact age	0	
90	I am not sure	0	
93	Prefer not to answer	7	<div><div></div></div> 0.2%
95	Not had sex with this partner in the last 4 weeks	0	
97	N/A	0	
98	Don't know	0	
Sysmiss		1356	
Warning: these figures indicate the number of cases found in the data file. They cannot be interpreted as summary statistics of the population of interest.			
# mv_ment_health04: Did you have nightmares or bad dreams?			
Information	[Type= discrete] [Format=numeric] [Range= 0-98] [Missing=*]		





# mv_ment_health04: Did you have nightmares or bad dreams?			
Statistics [NW/ W]		[Valid=3064 /-] [Invalid=1356 /-]	
Value	Label	Cases	Percentage
0	No, I have never had it	0	
1	Yes	890	<div><div></div></div> 29.0%
2	No	2170	<div><div></div></div> 70.8%
3	Yes, but not sure about the exact age	0	
90	I am not sure	0	
93	Prefer not to answer	4	<div><div></div></div> 0.1%
95	Not had sex with this partner in the last 4 weeks	0	
97	N/A	0	
98	Don't know	0	
Sysmiss		1356	
Warning: these figures indicate the number of cases found in the data file. They cannot be interpreted as summary statistics of the population of interest.			
# mv_ment_health05: Did you sometimes see or hear things which others could not see or hear?			
Information		[Type= discrete] [Format=numeric] [Range= 0-98] [Missing=*]	
Statistics [NW/ W]		[Valid=3064 /-] [Invalid=1356 /-]	
Value	Label	Cases	Percentage
0	No, I have never had it	0	
1	Yes	327	<div><div></div></div> 10.7%
2	No	2727	<div><div></div></div> 89.0%
3	Yes, but not sure about the exact age	0	
90	I am not sure	0	
93	Prefer not to answer	10	<div><div></div></div> 0.3%
95	Not had sex with this partner in the last 4 weeks	0	
97	N/A	0	
98	Don't know	0	
Sysmiss		1356	
Warning: these figures indicate the number of cases found in the data file. They cannot be interpreted as summary statistics of the population of interest.			
# mv_ment_health06: Was your stomach aching?			
Information		[Type= discrete] [Format=numeric] [Range= 0-98] [Missing=*]	
Statistics [NW/ W]		[Valid=3064 /-] [Invalid=1356 /-]	
Value	Label	Cases	Percentage
0	No, I have never had it	0	
1	Yes	682	<div><div></div></div> 22.3%
2	No	2375	<div><div></div></div> 77.5%
3	Yes, but not sure about the exact age	0	
90	I am not sure	0	
93	Prefer not to answer	7	<div><div></div></div> 0.2%
95	Not had sex with this partner in the last 4 weeks	0	
97	N/A	0	
98	Don't know	0	
Sysmiss		1356	
Warning: these figures indicate the number of cases found in the data file. They cannot be interpreted as summary statistics of the population of interest.			

# mv_ment_health07: Were you frightened by trivial things?			
Information	[Type= discrete] [Format=numeric] [Range= 0-98] [Missing=*]		
Statistics [NW/ W]	[Valid=3064 /-] [Invalid=1356 /-]		
Value	Label	Cases	Percentage
0	No, I have never had it	0	
1	Yes	978	<div><div></div></div> 31.9%
2	No	2078	<div><div></div></div> 67.8%
3	Yes, but not sure about the exact age	0	
90	I am not sure	0	
93	Prefer not to answer	8	<div><div></div></div> 0.3%
95	Not had sex with this partner in the last 4 weeks	0	
97	N/A	0	
98	Don't know	0	
Sysmiss		1356	
Warning: these figures indicate the number of cases found in the data file. They cannot be interpreted as summary statistics of the population of interest.			
# mv_ment_health08: Did you sometimes fail to sleep or lose sleep?			
Information	[Type= discrete] [Format=numeric] [Range= 0-98] [Missing=*]		
Statistics [NW/ W]	[Valid=3064 /-] [Invalid=1356 /-]		
Value	Label	Cases	Percentage
0	No, I have never had it	0	
1	Yes	1093	<div><div></div></div> 35.7%
2	No	1964	<div><div></div></div> 64.1%
3	Yes, but not sure about the exact age	0	
90	I am not sure	0	
93	Prefer not to answer	7	<div><div></div></div> 0.2%
95	Not had sex with this partner in the last 4 weeks	0	
97	N/A	0	
98	Don't know	0	
Sysmiss		1356	
Warning: these figures indicate the number of cases found in the data file. They cannot be interpreted as summary statistics of the population of interest.			
# mv_ment_health09: Were there moments when you felt life was so tough that you cried or wanted to c			
Information	[Type= discrete] [Format=numeric] [Range= 0-98] [Missing=*]		
Statistics [NW/ W]	[Valid=3064 /-] [Invalid=1356 /-]		
Value	Label	Cases	Percentage
0	No, I have never had it	0	
1	Yes	1013	<div><div></div></div> 33.1%
2	No	2046	<div><div></div></div> 66.8%
3	Yes, but not sure about the exact age	0	
90	I am not sure	0	
93	Prefer not to answer	5	<div><div></div></div> 0.2%
95	Not had sex with this partner in the last 4 weeks	0	
97	N/A	0	
98	Don't know	0	
Sysmiss		1356	
Warning: these figures indicate the number of cases found in the data file. They cannot be interpreted as summary statistics of the population of interest.			

# mv_ment_health10: Did you feel run down (tired)?			
Information	[Type= discrete] [Format=numeric] [Range= 0-98] [Missing=*]		
Statistics [NW/ W]	[Valid=3064 /-] [Invalid=1356 /-]		
Value	Label	Cases	Percentage
0	No, I have never had it	0	
1	Yes	1135	<div><div></div></div> 37.0%
2	No	1925	<div><div></div></div> 62.8%
3	Yes, but not sure about the exact age	0	
90	I am not sure	0	
93	Prefer not to answer	4	<div><div></div></div> 0.1%
95	Not had sex with this partner in the last 4 weeks	0	
97	N/A	0	
98	Don't know	0	
Sysmiss		1356	
Warning: these figures indicate the number of cases found in the data file. They cannot be interpreted as summary statistics of the population of interest.			
# mv_ment_health11: Did you at times feel like committing suicide?			
Information	[Type= discrete] [Format=numeric] [Range= 0-98] [Missing=*]		
Statistics [NW/ W]	[Valid=3064 /-] [Invalid=1356 /-]		
Value	Label	Cases	Percentage
0	No, I have never had it	0	
1	Yes	193	<div><div></div></div> 6.3%
2	No	2865	<div><div></div></div> 93.5%
3	Yes, but not sure about the exact age	0	
90	I am not sure	0	
93	Prefer not to answer	6	<div><div></div></div> 0.2%
95	Not had sex with this partner in the last 4 weeks	0	
97	N/A	0	
98	Don't know	0	
Sysmiss		1356	
Warning: these figures indicate the number of cases found in the data file. They cannot be interpreted as summary statistics of the population of interest.			
# mv_ment_health12: Were you generally unhappy with things you were doing each day?			
Information	[Type= discrete] [Format=numeric] [Range= 0-98] [Missing=*]		
Statistics [NW/ W]	[Valid=3064 /-] [Invalid=1356 /-]		
Value	Label	Cases	Percentage
0	No, I have never had it	0	
1	Yes	553	<div><div></div></div> 18.0%
2	No	2495	<div><div></div></div> 81.4%
3	Yes, but not sure about the exact age	0	
90	I am not sure	0	
93	Prefer not to answer	16	<div><div></div></div> 0.5%
95	Not had sex with this partner in the last 4 weeks	0	
97	N/A	0	
98	Don't know	0	
Sysmiss		1356	
Warning: these figures indicate the number of cases found in the data file. They cannot be interpreted as summary statistics of the population of interest.			

# mv_ment_health13: Was your work/school lagging behind?			
Information	[Type= discrete] [Format=numeric] [Range= 0-98] [Missing=*]		
Statistics [NW/ W]	[Valid=3064 /-] [Invalid=1356 /-]		
Value	Label	Cases	Percentage
0	No, I have never had it	0	
1	Yes	638	<div><div></div></div> 20.8%
2	No	2414	<div><div></div></div> 78.8%
3	Yes, but not sure about the exact age	0	
90	I am not sure	0	
93	Prefer not to answer	12	<div><div></div></div> 0.4%
95	Not had sex with this partner in the last 4 weeks	0	
97	N/A	0	
98	Don't know	0	
Sysmiss		1356	
Warning: these figures indicate the number of cases found in the data file. They cannot be interpreted as summary statistics of the population of interest.			
# mv_ment_health14: Did you feel you had problems in deciding what to do?			
Information	[Type= discrete] [Format=numeric] [Range= 0-98] [Missing=*]		
Statistics [NW/ W]	[Valid=3064 /-] [Invalid=1356 /-]		
Value	Label	Cases	Percentage
0	No, I have never had it	0	
1	Yes	642	<div><div></div></div> 21.0%
2	No	2411	<div><div></div></div> 78.7%
3	Yes, but not sure about the exact age	0	
90	I am not sure	0	
93	Prefer not to answer	11	<div><div></div></div> 0.4%
95	Not had sex with this partner in the last 4 weeks	0	
97	N/A	0	
98	Don't know	0	
Sysmiss		1356	
Warning: these figures indicate the number of cases found in the data file. They cannot be interpreted as summary statistics of the population of interest.			
# mv_gsescale01: I can always solve difficult problems if I try hard enough			
Information	[Type= discrete] [Format=numeric] [Range= 1-4] [Missing=*]		
Statistics [NW/ W]	[Valid=3064 /-] [Invalid=1356 /-]		
Value	Label	Cases	Percentage
1	Not at all true	498	<div><div></div></div> 16.3%
2	Hardly true	303	<div><div></div></div> 9.9%
3	Moderately true	388	<div><div></div></div> 12.7%
4	Exactly true	1875	<div><div></div></div> 61.2%
Sysmiss		1356	
Warning: these figures indicate the number of cases found in the data file. They cannot be interpreted as summary statistics of the population of interest.			
# mv_gsescale02: If someone is against me (opposes me), I can find the means and ways to get what			
Information	[Type= discrete] [Format=numeric] [Range= 1-4] [Missing=*]		
Statistics [NW/ W]	[Valid=3064 /-] [Invalid=1356 /-]		





mv_gsescale02: If someone is against me (opposes me), I can find the means and ways to get what

Value	Label	Cases	Percentage
1	Not at all true	490	 16.0%
2	Hardly true	311	 10.2%
3	Moderately true	470	 15.3%
4	Exactly true	1793	 58.5%
Sysmiss		1356	

Warning: these figures indicate the number of cases found in the data file. They cannot be interpreted as summary statistics of the population of interest.

mv_gsescale03: It is easy for me to stick to my aims and accomplish my goals

Information	[Type= discrete] [Format=numeric] [Range= 1-4] [Missing=*]
Statistics [NW/ W]	[Valid=3064 /-] [Invalid=1356 /-]

Value	Label	Cases	Percentage
1	Not at all true	426	 13.9%
2	Hardly true	302	 9.9%
3	Moderately true	370	 12.1%
4	Exactly true	1966	 64.2%
Sysmiss		1356	

Warning: these figures indicate the number of cases found in the data file. They cannot be interpreted as summary statistics of the population of interest.

# mv_gscale04: I am confident that I could handle unexpected events well				
Information		[Type= discrete] [Format=numeric] [Range= 1-4] [Missing=*]		
Statistics [NW/ W]		[Valid=3064 -/] [Invalid=1356 -/]		
Value	Label	Cases	Percentage	
1	Not at all true	373	<div><div></div></div>	12.2%
2	Hardly true	257	<div><div></div></div>	8.4%
3	Moderately true	387	<div><div></div></div>	12.6%
4	Exactly true	2047	<div><div></div></div>	66.8%
Sysmiss		1356		
Warning: these figures indicate the number of cases found in the data file. They cannot be interpreted as summary statistics of the population of interest.				
# mv_gscale05: Thanks to my resourcefulness, I know how to manage unexpected (unforeseen) situa				
Information		[Type= discrete] [Format=numeric] [Range= 1-4] [Missing=*]		
Statistics [NW/ W]		[Valid=3064 -/] [Invalid=1356 -/]		
Value	Label	Cases	Percentage	
1	Not at all true	397	<div><div></div></div>	13.0%
2	Hardly true	304	<div><div></div></div>	9.9%
3	Moderately true	462	<div><div></div></div>	15.1%
4	Exactly true	1901	<div><div></div></div>	62.0%
Sysmiss		1356		
Warning: these figures indicate the number of cases found in the data file. They cannot be interpreted as summary statistics of the population of interest.				
# mv_gscale06: I can solve most problems if I make the necessary effort				
Information		[Type= discrete] [Format=numeric] [Range= 1-4] [Missing=*]		
Statistics [NW/ W]		[Valid=3064 -/] [Invalid=1356 -/]		
Value	Label	Cases	Percentage	
1	Not at all true	515	<div><div></div></div>	16.8%
2	Hardly true	302	<div><div></div></div>	9.9%
3	Moderately true	415	<div><div></div></div>	13.5%
4	Exactly true	1832	<div><div></div></div>	59.8%
Sysmiss		1356		
Warning: these figures indicate the number of cases found in the data file. They cannot be interpreted as summary statistics of the population of interest.				
# mv_gscale07: I can remain calm when facing difficulties because I can rely on my own coping a				
Information		[Type= discrete] [Format=numeric] [Range= 1-4] [Missing=*]		
Statistics [NW/ W]		[Valid=3064 -/] [Invalid=1356 -/]		
Value	Label	Cases	Percentage	
1	Not at all true	200	<div><div></div></div>	6.5%
2	Hardly true	261	<div><div></div></div>	8.5%
3	Moderately true	329	<div><div></div></div>	10.7%
4	Exactly true	2274	<div><div></div></div>	74.2%
Sysmiss		1356		
Warning: these figures indicate the number of cases found in the data file. They cannot be interpreted as summary statistics of the population of interest.				
# mv_gscale08: When I am faced with a problem, I can usually find several solutions				
Information		[Type= discrete] [Format=numeric] [Range= 1-4] [Missing=*]		
Statistics [NW/ W]		[Valid=3064 -/] [Invalid=1356 -/]		

# mv_gsescale08: When I am faced with a problem, I can usually find several solutions				
Value		Label	Cases	Percentage
1		Not at all true	199	<div><div></div></div> 6.5%
2		Hardly true	278	<div><div></div></div> 9.1%
3		Moderately true	380	<div><div></div></div> 12.4%
4		Exactly true	2207	<div><div></div></div> 72.0%
Sysmiss			1356	
Warning: these figures indicate the number of cases found in the data file. They cannot be interpreted as summary statistics of the population of interest.				
# mv_gsescale09: If I am in trouble, I can usually think of a solution				
Information		[Type= discrete] [Format=numeric] [Range= 1-4] [Missing=*]		
Statistics [NW/ W]		[Valid=3064 /-] [Invalid=1356 /-]		
Value		Label	Cases	Percentage
1		Not at all true	191	<div><div></div></div> 6.2%
2		Hardly true	307	<div><div></div></div> 10.0%
3		Moderately true	347	<div><div></div></div> 11.3%
4		Exactly true	2219	<div><div></div></div> 72.4%
Sysmiss			1356	
Warning: these figures indicate the number of cases found in the data file. They cannot be interpreted as summary statistics of the population of interest.				
# mv_gsescale10: I can usually handle whatever comes my way				
Information		[Type= discrete] [Format=numeric] [Range= 1-4] [Missing=*]		
Statistics [NW/ W]		[Valid=3064 /-] [Invalid=1356 /-]		
Value		Label	Cases	Percentage
1		Not at all true	518	<div><div></div></div> 16.9%
2		Hardly true	362	<div><div></div></div> 11.8%
3		Moderately true	438	<div><div></div></div> 14.3%
4		Exactly true	1746	<div><div></div></div> 57.0%
Sysmiss			1356	
Warning: these figures indicate the number of cases found in the data file. They cannot be interpreted as summary statistics of the population of interest.				
# mv_connmuscale01: I am able to use a condom every time I have sexual intercourse				
Information		[Type= discrete] [Format=numeric] [Range= 1-4] [Missing=*]		
Statistics [NW/ W]		[Valid=3064 /-] [Invalid=1356 /-]		
Value		Label	Cases	Percentage
1		Not at all true	716	<div><div></div></div> 23.4%
2		Hardly true	149	<div><div></div></div> 4.9%
3		Moderately true	290	<div><div></div></div> 9.5%
4		Exactly true	1909	<div><div></div></div> 62.3%
Sysmiss			1356	
Warning: these figures indicate the number of cases found in the data file. They cannot be interpreted as summary statistics of the population of interest.				
# mv_connmuscale02: I am able to ask my partner to use a condom every time we have sexual intercou				
Information		[Type= discrete] [Format=numeric] [Range= 1-4] [Missing=*]		
Statistics [NW/ W]		[Valid=3064 /-] [Invalid=1356 /-]		
Value		Label	Cases	Percentage
1		Not at all true	631	<div><div></div></div> 20.6%
2		Hardly true	126	<div><div></div></div> 4.1%

# mv_connuscalescale02: I am able to ask my partner to use a condom every time we have sexual intercours			
Value	Label	Cases	Percentage
3	Moderately true	206	<div><div></div></div> 6.7%
4	Exactly true	2101	<div><div></div></div> 68.6%
Sysmiss		1356	
Warning: these figures indicate the number of cases found in the data file. They cannot be interpreted as summary statistics of the population of interest.			
# mv_connuscalescale03: I am able to use a condom during sex after I have been drinking or taking drugs			
Information	[Type= discrete] [Format=numeric] [Range= 1-4] [Missing=*]		
Statistics [NW/ W]	[Valid=3064 /-] [Invalid=1356 /-]		
Value	Label	Cases	Percentage
1	Not at all true	1286	<div><div></div></div> 42.0%
2	Hardly true	121	<div><div></div></div> 3.9%
3	Moderately true	259	<div><div></div></div> 8.5%
4	Exactly true	1398	<div><div></div></div> 45.6%
Sysmiss		1356	
Warning: these figures indicate the number of cases found in the data file. They cannot be interpreted as summary statistics of the population of interest.			
# mv_connuscalescale04: I am able to refuse sex if [my partner / the man] will not use a condom			
Information	[Type= discrete] [Format=numeric] [Range= 1-4] [Missing=*]		
Statistics [NW/ W]	[Valid=3064 /-] [Invalid=1356 /-]		
Value	Label	Cases	Percentage
1	Not at all true	709	<div><div></div></div> 23.1%
2	Hardly true	93	<div><div></div></div> 3.0%
3	Moderately true	195	<div><div></div></div> 6.4%
4	Exactly true	2067	<div><div></div></div> 67.5%
Sysmiss		1356	
Warning: these figures indicate the number of cases found in the data file. They cannot be interpreted as summary statistics of the population of interest.			
# mv_sexnegscale01: I am able to avoid sex any time I don't want to			
Information	[Type= discrete] [Format=numeric] [Range= 1-4] [Missing=*]		
Statistics [NW/ W]	[Valid=3064 /-] [Invalid=1356 /-]		
Value	Label	Cases	Percentage
1	Not at all true	213	<div><div></div></div> 7.0%
2	Hardly true	45	<div><div></div></div> 1.5%
3	Moderately true	101	<div><div></div></div> 3.3%
4	Exactly true	2705	<div><div></div></div> 88.3%
Sysmiss		1356	
Warning: these figures indicate the number of cases found in the data file. They cannot be interpreted as summary statistics of the population of interest.			
# mv_healthserv_scale01: I feel confident that I could visit a health facility or testing center to get a			
Information	[Type= discrete] [Format=numeric] [Range= 1-4] [Missing=*]		
Statistics [NW/ W]	[Valid=3064 /-] [Invalid=1356 /-]		
Value	Label	Cases	Percentage
1	Not at all true	61	<div><div></div></div> 2.0%
2	Hardly true	33	<div><div></div></div> 1.1%
3	Moderately true	86	<div><div></div></div> 2.8%
4	Exactly true	2884	<div><div></div></div> 94.1%

# mv_healthserv_scale01: I feel confident that I could visit a health facility or testing center to get a			
Value	Label	Cases	Percentage
Sysmiss		1356	
Warning: these figures indicate the number of cases found in the data file. They cannot be interpreted as summary statistics of the population of interest.			
# mv_healthserv_scale02: I am confident that I could access ARVs if needed them			
Information	[Type= discrete] [Format=numeric] [Range= 1-4] [Missing=*]		
Statistics [NW/ W]	[Valid=3064 /-] [Invalid=1356 /-]		
Value	Label	Cases	Percentage
1	Not at all true	28	0.9%
2	Hardly true	23	0.8%
3	Moderately true	71	2.3%
4	Exactly true	2942	96.0%
Sysmiss		1356	
Warning: these figures indicate the number of cases found in the data file. They cannot be interpreted as summary statistics of the population of interest.			
# mv_healthserv_scale03: I am confident that I would be able to go to a health clinic for any reason, if			
Information	[Type= discrete] [Format=numeric] [Range= 1-4] [Missing=*]		
Statistics [NW/ W]	[Valid=3064 /-] [Invalid=1356 /-]		
Value	Label	Cases	Percentage
1	Not at all true	30	1.0%
2	Hardly true	24	0.8%
3	Moderately true	72	2.3%
4	Exactly true	2938	95.9%
Sysmiss		1356	
Warning: these figures indicate the number of cases found in the data file. They cannot be interpreted as summary statistics of the population of interest.			

File : AHRI.DREAMS.MultiLevel.OtherRiskBehaviour.2018.v2

project_id: REDCap Project Identifier

Information	[Type= discrete] [Format=numeric] [Range= 380-380] [Missing=*]
Statistics [NW/ W]	[Valid=4420 /-] [Invalid=0 /-]

event_id: REDCap Event Identifier

Information	[Type= discrete] [Format=numeric] [Range= 1080-1080] [Missing=*]
Statistics [NW/ W]	[Valid=4420 /-] [Invalid=0 /-]

cohort: Cohort Description

Information	[Type= discrete] [Format=character] [Missing=*]
Statistics [NW/ W]	[Valid=4420 /-] [Invalid=0 /-]

round: Round Description

Information	[Type= discrete] [Format=character] [Missing=*]
Statistics [NW/ W]	[Valid=4420 /-] [Invalid=0 /-]

IIntId: Individual ID

Information	[Type= continuous] [Format=numeric] [Range= 166-220477] [Missing=*]
Statistics [NW/ W]	[Valid=4420 /-] [Invalid=0 /-] [Mean=88526.11 /-] [StdDev=51253.828 /-]

or_trouble_police: Have you ever been in trouble with the police?

Information	[Type= discrete] [Format=numeric] [Range= 0-98] [Missing=*]
Statistics [NW/ W]	[Valid=2133 /-] [Invalid=2287 /-]

Value	Label	Cases	Percentage
0	No, I have never had it	0	
1	Yes	146	6.8%
2	No	1986	93.1%
3	Yes, but not sure about the exact age	0	
90	I am not sure	0	
93	Prefer not to answer	1	0.0%
95	Not had sex with this partner in the last 4 weeks	0	
97	N/A	0	
98	Don't know	0	
Sysmiss		2287	

Warning: these figures indicate the number of cases found in the data file. They cannot be interpreted as summary statistics of the population of interest.

or_type_trouble_police: If yes, what kind of trouble?

Information	[Type= discrete] [Format=numeric] [Range= 1-96] [Missing=*]
Statistics [NW/ W]	[Valid=146 /-] [Invalid=4274 /-]

Value	Label	Cases	Percentage
1	Imprisoned	80	54.8%
2	Traffic fines	1	0.7%
3	Expired vehicle disc	2	1.4%
4	Driving without a licence	6	4.1%
5	Driving under influence of alcohol	6	4.1%
96	Other, specify	51	34.9%
Sysmiss		4274	

File : AHRI.DREAMS.MultiLevel.OtherRiskBehaviour.2018.v2

or_type_trouble_police: If yes, what kind of trouble?

Warning: these figures indicate the number of cases found in the data file. They cannot be interpreted as summary statistics of the population of interest.

or_type_trouble_police_oth: Please specify what other type of trouble

Information [Type= discrete] [Format=character] [Missing=*]

Statistics [NW/ W] [Valid=51 /-] [Invalid=0 /-]

or_part_of_gang: Some Other young men belong to gangs for security reasons, for identity reasons

Information [Type= discrete] [Format=numeric] [Range= 0-98] [Missing=*]

Statistics [NW/ W] [Valid=1758 /-] [Invalid=2662 /-]

Value	Label	Cases	Percentage
0	No, I have never had it	0	
1	Yes	41	2.3%
2	No	1713	97.4%
3	Yes, but not sure about the exact age	0	
90	I am not sure	0	
93	Prefer not to answer	4	0.2%
95	Not had sex with this partner in the last 4 weeks	0	
97	N/A	0	
98	Don't know	0	
Sysmiss		2662	

Warning: these figures indicate the number of cases found in the data file. They cannot be interpreted as summary statistics of the population of interest.

or_assisted_by: Did the participant respond to the question on the tablet or was the participant

Information [Type= discrete] [Format=numeric] [Range= 1-4] [Missing=*]

Statistics [NW/ W] [Valid=2133 /-] [Invalid=2287 /-]

Value	Label	Cases	Percentage
1	No, Field worker assisted with 1 or 2 pages	140	6.6%
2	Yes, Participant responded by themselves	1923	90.2%
3	No, Field worker assisted with 3 or more pages	23	1.1%
4	No, Field worker assisted with all pages	47	2.2%
Sysmiss		2287	

Warning: these figures indicate the number of cases found in the data file. They cannot be interpreted as summary statistics of the population of interest.

File : AHRI.DREAMS.MultiLevel.ParentGuardianConsent.2018.v2

project_id: REDCap Project Identifier

Information	[Type= discrete] [Format=numeric] [Range= 380-380] [Missing=*]
Statistics [NW/ W]	[Valid=4420 /-] [Invalid=0 /-]

event_id: REDCap Event Identifier

Information	[Type= discrete] [Format=numeric] [Range= 1080-1080] [Missing=*]
Statistics [NW/ W]	[Valid=4420 /-] [Invalid=0 /-]

cohort: Cohort Description

Information	[Type= discrete] [Format=character] [Missing=*]
Statistics [NW/ W]	[Valid=4420 /-] [Invalid=0 /-]

round: Round Description

Information	[Type= discrete] [Format=character] [Missing=*]
Statistics [NW/ W]	[Valid=4420 /-] [Invalid=0 /-]

IIntId: Individual ID

Information	[Type= continuous] [Format=numeric] [Range= 166-220477] [Missing=*]
Statistics [NW/ W]	[Valid=4420 /-] [Invalid=0 /-] [Mean=88526.11 /-] [StdDev=51253.828 /-]

ic_indiv_age_verify2: Was the participant's age verified

Information	[Type= discrete] [Format=numeric] [Range= 0-98] [Missing=*]
Statistics [NW/ W]	[Valid=938 /-] [Invalid=3482 /-]

Value	Label	Cases	Percentage
0	No, I have never had it	0	
1	Yes	871	92.9%
2	No	67	7.1%
3	Yes, but not sure about the exact age	0	
90	I am not sure	0	
93	Prefer not to answer	0	
95	Not had sex with this partner in the last 4 weeks	0	
97	N/A	0	
98	Don't know	0	
Sysmiss		3482	

Warning: these figures indicate the number of cases found in the data file. They cannot be interpreted as summary statistics of the population of interest.

ic_indiv_verified_how2: By which method was the participant's age verified

Information	[Type= discrete] [Format=numeric] [Range= 1-96] [Missing=*]
Statistics [NW/ W]	[Valid=866 /-] [Invalid=3554 /-]

Value	Label	Cases	Percentage
1	Birth Certificate	800	92.4%
2	ID	23	2.7%
96	Other, specify	43	5.0%
Sysmiss		3554	

Warning: these figures indicate the number of cases found in the data file. They cannot be interpreted as summary statistics of the population of interest.

ic_indiv_verified_how_oth2: By which method was the participant's age verified

Information	[Type= discrete] [Format=character] [Missing=*]
-------------	---

File : AHRI.DREAMS.MultiLevel.ParentGuardianConsent.2018.v2

ic_indiv_verified_how_oth2: By which method was the participant's age verified

Statistics [NW/ W] [Valid=42 /-] [Invalid=0 /-]

ic_indiv_who_consent2: Who has given permission on behalf of the participant to participate in this stu

Information [Type= discrete] [Format=numeric] [Range= 1-96] [Missing=*]

Statistics [NW/ W] [Valid=868 /-] [Invalid=3552 /-]

Value	Label	Cases	Percentage
1	Parent	531	61.2%
2	Legal Guardian	267	30.8%
3	Care Provided	69	7.9%
96	Other, specify	1	0.1%
Sysmiss		3552	

Warning: these figures indicate the number of cases found in the data file. They cannot be interpreted as summary statistics of the population of interest.

ic_indiv_child_dob_full: Please specify the Date of Birth of your child / child you care for

Information [Type= discrete] [Format=character] [Missing=*]

Statistics [NW/ W] [Valid=936 /-]

ic_indiv_child_dob_part: Please specify the Partial Date of Birth of your child / child you care for

Information [Type= discrete] [Format=character] [Missing=*]

Statistics [NW/ W] [Valid=23 /-] [Invalid=0 /-]

ic_indiv_enough_info2: Did you get enough information about this study?

Information [Type= discrete] [Format=numeric] [Range= 0-98] [Missing=*]

Statistics [NW/ W] [Valid=945 /-] [Invalid=3475 /-]

Value	Label	Cases	Percentage
0	No, I have never had it	0	
1	Yes	944	99.9%
2	No	1	0.1%
3	Yes, but not sure about the exact age	0	
90	I am not sure	0	
93	Prefer not to answer	0	
95	Not had sex with this partner in the last 4 weeks	0	
97	N/A	0	
98	Don't know	0	
Sysmiss		3475	

Warning: these figures indicate the number of cases found in the data file. They cannot be interpreted as summary statistics of the population of interest.

ic_indiv_ask_questions2: Have you been given the opportunity to ask questions about research and your que

Information [Type= discrete] [Format=numeric] [Range= 0-98] [Missing=*]

Statistics [NW/ W] [Valid=946 /-] [Invalid=3474 /-]

Value	Label	Cases	Percentage
0	No, I have never had it	0	
1	Yes	945	99.9%
2	No	1	0.1%
3	Yes, but not sure about the exact age	0	
90	I am not sure	0	

File : AHRI.DREAMS.MultiLevel.ParentGuardianConsent.2018.v2

ic_indiv_ask_questions2: Have you been given the opportunity to ask questions about research and your que

Value	Label	Cases	Percentage
93	Prefer not to answer	0	
95	Not had sex with this partner in the last 4 weeks	0	
97	N/A	0	
98	Don't know	0	
Sysmiss		3474	

Warning: these figures indicate the number of cases found in the data file. They cannot be interpreted as summary statistics of the population of interest.

ic_indiv_consent_dreams2: Do you agree that your child to participante in this study?

Information	[Type= discrete] [Format=numeric] [Range= 0-98] [Missing=*]
Statistics [NW/ W]	[Valid=946 /-] [Invalid=3474 /-]

Value	Label	Cases	Percentage
0	No, I have never had it	0	
1	Yes	945	99.9%
2	No	1	0.1%
3	Yes, but not sure about the exact age	0	
90	I am not sure	0	
93	Prefer not to answer	0	
95	Not had sex with this partner in the last 4 weeks	0	
97	N/A	0	
98	Don't know	0	
Sysmiss		3474	

Warning: these figures indicate the number of cases found in the data file. They cannot be interpreted as summary statistics of the population of interest.

ic_indiv_consent_hsv_2: Do you agree to have a your DBS used for HSV

Information	[Type= discrete] [Format=numeric] [Range= 0-98] [Missing=*]
Statistics [NW/ W]	[Valid=946 /-] [Invalid=3474 /-]

Value	Label	Cases	Percentage
0	No, I have never had it	0	
1	Yes	910	96.2%
2	No	36	3.8%
3	Yes, but not sure about the exact age	0	
90	I am not sure	0	
93	Prefer not to answer	0	
95	Not had sex with this partner in the last 4 weeks	0	
97	N/A	0	
98	Don't know	0	
Sysmiss		3474	

Warning: these figures indicate the number of cases found in the data file. They cannot be interpreted as summary statistics of the population of interest.



ic_indv_dbs_for_pip2: Has your baby ever donated blood on this year for a home

Information	[Type= discrete] [Format=numeric] [Range= 0-98] [Missing=*]
Statistics [NW/ W]	[Valid=36 /-] [Invalid=4384 /-]

Value	Label	Cases	Percentage
0	No, I have never had it	0	

File : AHRI.DREAMS.MultiLevel.ParentGuardianConsent.2018.v2



ic_indv_dbs_for_pip2: Has your baby ever donated blood on this year for a home

Value	Label	Cases	Percentage
1	Yes	8	 22.2%
2	No	28	 77.8%
3	Yes, but not sure about the exact age	0	
90	I am not sure	0	
93	Prefer not to answer	0	
95	Not had sex with this partner in the last 4 weeks	0	
97	N/A	0	
98	Don't know	0	
Sysmiss		4384	

Warning: these figures indicate the number of cases found in the data file. They cannot be interpreted as summary statistics of the population of interest.

ic_indv_use_pip_hsv2_2: Do you agree to having a dry blood spot taken for anonymous HSV2 testing?



Information	[Type= discrete] [Format=numeric] [Range= 0-98] [Missing=*]
Statistics [NW/ W]	[Valid=8 /-] [Invalid=4412 /-]

Value	Label	Cases	Percentage
0	No, I have never had it	0	
1	Yes	7	 87.5%
2	No	1	 12.5%
3	Yes, but not sure about the exact age	0	
90	I am not sure	0	
93	Prefer not to answer	0	
95	Not had sex with this partner in the last 4 weeks	0	
97	N/A	0	
98	Don't know	0	
Sysmiss		4412	

Warning: these figures indicate the number of cases found in the data file. They cannot be interpreted as summary statistics of the population of interest.

ic_indv_use_pip_hiv_2: Do you agree to having a dry blood spot taken for anonymous HIV testing?

Information	[Type= discrete] [Format=numeric] [Range= 0-98] [Missing=*]
Statistics [NW/ W]	[Valid=8 /-] [Invalid=4412 /-]

Value	Label	Cases	Percentage
0	No, I have never had it	0	
1	Yes	6	 75.0%
2	No	2	 25.0%
3	Yes, but not sure about the exact age	0	
90	I am not sure	0	
93	Prefer not to answer	0	
95	Not had sex with this partner in the last 4 weeks	0	
97	N/A	0	
98	Don't know	0	
Sysmiss		4412	

Warning: these figures indicate the number of cases found in the data file. They cannot be interpreted as summary statistics of the population of interest.



ic_indiv_consent_specstor2: Do you agree that your child's / child's sampling sample is stored?

Information	[Type= discrete] [Format=numeric] [Range= 0-98] [Missing=*]
-------------	---

File : AHRI.DREAMS.MultiLevel.ParentGuardianConsent.2018.v2

ic_indiv_consent_specstor2: Do you agree that your child's / child's sampling sample is stored?

Statistics [NW/ W] [Valid=906 /-] [Invalid=3514 /-]



Value	Label	Cases	Percentage
0	No, I have never had it	0	
1	Yes	905	 99.9%
2	No	1	 0.1%
3	Yes, but not sure about the exact age	0	
90	I am not sure	0	
93	Prefer not to answer	0	
95	Not had sex with this partner in the last 4 weeks	0	
97	N/A	0	
98	Don't know	0	
Sysmiss		3514	

Warning: these figures indicate the number of cases found in the data file. They cannot be interpreted as summary statistics of the population of interest.

ic_indiv_consent_fut_test2: Do you agree that the blood samples of your child / baby will be tested in the

Information [Type= discrete] [Format=numeric] [Range= 0-98] [Missing=*]

Statistics [NW/ W] [Valid=946 /-] [Invalid=3474 /-]



Value	Label	Cases	Percentage
0	No, I have never had it	0	
1	Yes	927	 98.0%
2	No	19	 2.0%
3	Yes, but not sure about the exact age	0	
90	I am not sure	0	
93	Prefer not to answer	0	
95	Not had sex with this partner in the last 4 weeks	0	
97	N/A	0	
98	Don't know	0	
Sysmiss		3474	

Warning: these figures indicate the number of cases found in the data file. They cannot be interpreted as summary statistics of the population of interest.

ic_indiv_agree_contact2: Do you agree that you are willing to be contacted by phone to schedule time for

Information [Type= discrete] [Format=numeric] [Range= 0-98] [Missing=*]

Statistics [NW/ W] [Valid=944 /-] [Invalid=3476 /-]

Value	Label	Cases	Percentage
0	No, I have never had it	0	
1	Yes	890	 94.3%
2	No	54	 5.7%
3	Yes, but not sure about the exact age	0	
90	I am not sure	0	
93	Prefer not to answer	0	
95	Not had sex with this partner in the last 4 weeks	0	
97	N/A	0	
98	Don't know	0	
Sysmiss		3476	

Warning: these figures indicate the number of cases found in the data file. They cannot be interpreted as summary statistics of the population of interest.

File : AHRI.DREAMS.MultiLevel.PersonalInformation.2018.v2

project_id: REDCap Project Identifier

Information	[Type= discrete] [Format=numeric] [Range= 380-380] [Missing=*]		
Statistics [NW/ W]	[Valid=4420 /-] [Invalid=0 /-]		
Value	Label	Cases	Percentage
380		4420	<div></div> 100.0%
Warning: these figures indicate the number of cases found in the data file. They cannot be interpreted as summary statistics of the population of interest.			

event_id: REDCap Event Identifier

Information	[Type= discrete] [Format=numeric] [Range= 1080-1080] [Missing=*]		
Statistics [NW/ W]	[Valid=4420 /-] [Invalid=0 /-]		
Value	Label	Cases	Percentage
1080		4420	<div></div> 100.0%
Warning: these figures indicate the number of cases found in the data file. They cannot be interpreted as summary statistics of the population of interest.			

cohort: Cohort Description

Information	[Type= discrete] [Format=character] [Missing=*]		
Statistics [NW/ W]	[Valid=4420 /-] [Invalid=0 /-]		
Value	Label	Cases	Percentage
MultiLevel		4420	<div></div> 100.0%
Warning: these figures indicate the number of cases found in the data file. They cannot be interpreted as summary statistics of the population of interest.			

round: Round Description

Information	[Type= discrete] [Format=character] [Missing=*]		
Statistics [NW/ W]	[Valid=4420 /-] [Invalid=0 /-]		
Value	Label	Cases	Percentage
Baseline - 2018		4420	<div></div> 100.0%
Warning: these figures indicate the number of cases found in the data file. They cannot be interpreted as summary statistics of the population of interest.			

HntId: Individual ID

Information	[Type= continuous] [Format=numeric] [Range= 166-220477] [Missing=*]		
Statistics [NW/ W]	[Valid=4420 /-] [Invalid=0 /-] [Mean=88526.11 /-] [StdDev=51253.828 /-]		

BSIntId: BSID

Information	[Type= continuous] [Format=numeric] [Range= 18-90721] [Missing=*]		
Statistics [NW/ W]	[Valid=4420 /-] [Invalid=0 /-] [Mean=9413.077 /-] [StdDev=9978.502 /-]		

urban_or_rural: Is BSID location categorised as urban or rural?

Information	[Type= discrete] [Format=character] [Missing=*]		
Statistics [NW/ W]	[Valid=4420 /-] [Invalid=0 /-]		

HHIntId: HHID

Information	[Type= continuous] [Format=numeric] [Range= 37-43674] [Missing=*]		
Statistics [NW/ W]	[Valid=4420 /-] [Invalid=0 /-] [Mean=12811.381 /-] [StdDev=10397.231 /-]		

isigodi: Isigodi Name

Information	[Type= discrete] [Format=character] [Missing=*]		
Statistics [NW/ W]	[Valid=4420 /-] [Invalid=0 /-]		

File : AHRI.DREAMS.MultiLevel.PersonalInformation.2018.v2

municname: Municipality Name

Information	[Type= discrete] [Format=character] [Missing=*]
Statistics [NW/ W]	[Valid=4419 /-] [Invalid=0 /-]

wardno: Ward Number

Information	[Type= discrete] [Format=numeric] [Range= 1-20] [Missing=*]
Statistics [NW/ W]	[Valid=4419 /-] [Invalid=1 /-]

pd_dob: Date Of Birth

Information	[Type= discrete] [Format=character] [Missing=*]
Statistics [NW/ W]	[Valid=4420 /-]

pd_age: Age

Information	[Type= continuous] [Format=numeric] [Range= 13-37] [Missing=*]
Statistics [NW/ W]	[Valid=3116 /-] [Invalid=1304 /-] [Mean=22.257 /-] [StdDev=6.091 /-]

pd_sex: Sex

Information	[Type= discrete] [Format=numeric] [Range= 1-2] [Missing=*]
Statistics [NW/ W]	[Valid=4420 /-] [Invalid=0 /-]

Value	Label	Cases	Percentage
1	Male	3580	81.0%
2	Female	840	19.0%

Warning: these figures indicate the number of cases found in the data file. They cannot be interpreted as summary statistics of the population of interest.

ConsortStatus: Consort Status - participants grouping based on study outcome

Information	[Type= discrete] [Format=character] [Missing=*]
Statistics [NW/ W]	[Valid=4420 /-] [Invalid=0 /-]

File : AHRI.DREAMS.MultiLevel.SexualRelatInterviewer.2018.v2

project_id: REDCap Project Identifier

Information	[Type= discrete] [Format=numeric] [Range= 380-380] [Missing=*]
Statistics [NW/ W]	[Valid=4420 /-] [Invalid=0 /-]

event_id: REDCap Event Identifier

Information	[Type= discrete] [Format=numeric] [Range= 1080-1080] [Missing=*]
Statistics [NW/ W]	[Valid=4420 /-] [Invalid=0 /-]

cohort: Cohort Description

Information	[Type= discrete] [Format=character] [Missing=*]
Statistics [NW/ W]	[Valid=4420 /-] [Invalid=0 /-]

round: Round Description

Information	[Type= discrete] [Format=character] [Missing=*]
Statistics [NW/ W]	[Valid=4420 /-] [Invalid=0 /-]

IIntId: Individual ID

Information	[Type= continuous] [Format=numeric] [Range= 166-220477] [Missing=*]
Statistics [NW/ W]	[Valid=4420 /-] [Invalid=0 /-] [Mean=88526.11 /-] [StdDev=51253.828 /-]

sr_currently_married: Are you married?

Information	[Type= discrete] [Format=numeric] [Range= 0-98] [Missing=*]
Statistics [NW/ W]	[Valid=3063 /-] [Invalid=1357 /-]

Value	Label	Cases	Percentage
0	No, I have never had it	0	
1	Yes	32	1.0%
2	No	3028	98.9%
3	Yes, but not sure about the exact age	0	
90	I am not sure	0	
93	Prefer not to answer	3	0.1%
95	Not had sex with this partner in the last 4 weeks	0	
97	N/A	0	
98	Don't know	0	
Sysmiss		1357	

Warning: these figures indicate the number of cases found in the data file. They cannot be interpreted as summary statistics of the population of interest.

sr_prev_currently_married: Are you married? - from Baseline

Information	[Type= discrete] [Format=numeric] [Range= 0-98] [Missing=*]
Statistics [NW/ W]	[Valid=0 /-] [Invalid=4420 /-]

Value	Label	Cases	Percentage
0	No, I have never had it	0	
1	Yes	0	
2	No	0	
3	Yes, but not sure about the exact age	0	
90	I am not sure	0	
93	Prefer not to answer	0	
95	Not had sex with this partner in the last 4 weeks	0	

File : AHRI.DREAMS.MultiLevel.SexualRelatInterviewer.2018.v2

sr_prev_currently_married: Are you married? - from Baseline

Value	Label	Cases	Percentage
97	N/A	0	
98	Don't know	0	
Sysmiss		4420	

Warning: these figures indicate the number of cases found in the data file. They cannot be interpreted as summary statistics of the population of interest.

sr_currently_cohabiting: Are you living with your partner as if you are married (Cohabiting)?

Information	[Type= discrete] [Format=numeric] [Range= 0-98] [Missing=*]
Statistics [NW/ W]	[Valid=3031 /-] [Invalid=1389 /-]

Value	Label	Cases	Percentage
0	No, I have never had it	0	
1	Yes	88	2.9%
2	No	2941	97.0%
3	Yes, but not sure about the exact age	0	
90	I am not sure	0	
93	Prefer not to answer	2	0.1%
95	Not had sex with this partner in the last 4 weeks	0	
97	N/A	0	
98	Don't know	0	
Sysmiss		1389	

Warning: these figures indicate the number of cases found in the data file. They cannot be interpreted as summary statistics of the population of interest.

sr_evermarried: Have you ever been married?

Information	[Type= discrete] [Format=numeric] [Range= 1-93] [Missing=*]
Statistics [NW/ W]	[Valid=3027 /-] [Invalid=1393 /-]

Value	Label	Cases	Percentage
1	Yes, divorced / separated	1	0.0%
2	No	3025	99.9%
3	Yes, widowed	0	
93	Prefer not to answer	1	0.0%
Sysmiss		1393	

Warning: these figures indicate the number of cases found in the data file. They cannot be interpreted as summary statistics of the population of interest.

sr_marriage_type: Please specify what type of marriage it is/was?

Information	[Type= discrete] [Format=numeric] [Range= 1-96] [Missing=*]
Statistics [NW/ W]	[Valid=33 /-] [Invalid=4387 /-]

Value	Label	Cases	Percentage
1	Civil	10	30.3%
2	Traditional/customary	14	42.4%
3	Religious (e.g., Church, mosque)	8	24.2%
4	Co	0	
96	Other, specify	1	3.0%
Sysmiss		4387	

Warning: these figures indicate the number of cases found in the data file. They cannot be interpreted as summary statistics of the population of interest.

File : AHRI.DREAMS.MultiLevel.SexualRelatInterviewer.2018.v2

sr_marriage_typoth: Please specify details on the other type of marriage

Information	[Type= discrete] [Format=character] [Missing=*]
Statistics [NW/ W]	[Valid=1 /-] [Invalid=0 /-]

sr_new_married_moved: When you got married, did you move home

Information	[Type= discrete] [Format=numeric] [Range= 1-3] [Missing=*]
Statistics [NW/ W]	[Valid=33 /-] [Invalid=4387 /-]

Value	Label	Cases	Percentage
1	Yes: to my in-laws	13	39.4%
2	No	9	27.3%
3	Yes: to our own home	11	33.3%
Sysmiss		4387	

Warning: these figures indicate the number of cases found in the data file. They cannot be interpreted as summary statistics of the population of interest.

sr_live_husband: Are you living with your husband?

Information	[Type= discrete] [Format=numeric] [Range= 0-98] [Missing=*]
Statistics [NW/ W]	[Valid=33 /-] [Invalid=4387 /-]

Value	Label	Cases	Percentage
0	No, I have never had it	0	
1	Yes	27	81.8%
2	No	6	18.2%
3	Yes, but not sure about the exact age	0	
90	I am not sure	0	
93	Prefer not to answer	0	
95	Not had sex with this partner in the last 4 weeks	0	
97	N/A	0	
98	Don't know	0	
Sysmiss		4387	

Warning: these figures indicate the number of cases found in the data file. They cannot be interpreted as summary statistics of the population of interest.

sr_share_agefirstmarr: Are you willing to share how old were you when you first got married (if you do

Information	[Type= discrete] [Format=numeric] [Range= 0-98] [Missing=*]
Statistics [NW/ W]	[Valid=33 /-] [Invalid=4387 /-]

Value	Label	Cases	Percentage
0	No, I have never had it	0	
1	Yes	32	97.0%
2	No	1	3.0%
3	Yes, but not sure about the exact age	0	
90	I am not sure	0	
93	Prefer not to answer	0	
95	Not had sex with this partner in the last 4 weeks	0	
97	N/A	0	
98	Don't know	0	
Sysmiss		4387	

Warning: these figures indicate the number of cases found in the data file. They cannot be interpreted as summary statistics of the population of interest.

File : AHRI.DREAMS.MultiLevel.SexualRelatInterviewer.2018.v2

sr_age_firstmarr: How old were you when you first got married (if you do not know, please make you

Information [Type= discrete] [Format=character] [Missing=*]

Statistics [NW/ W] [Valid=32 /-] [Invalid=0 /-]

sr_share_agehusband: Are you willing to share how old your husband is (if you do not know, please mak

Information [Type= discrete] [Format=numeric] [Range= 0-98] [Missing=*]

Statistics [NW/ W] [Valid=32 /-] [Invalid=4388 /-]

Value	Label	Cases	Percentage
0	No, I have never had it	0	
1	Yes	29	90.6%
2	No	3	9.4%
3	Yes, but not sure about the exact age	0	
90	I am not sure	0	
93	Prefer not to answer	0	
95	Not had sex with this partner in the last 4 weeks	0	
97	N/A	0	
98	Don't know	0	
Sysmiss		4388	

Warning: these figures indicate the number of cases found in the data file. They cannot be interpreted as summary statistics of the population of interest.

sr_age_partner: How old is your husband/wife (if you do not know, please make your best guess)?

Information [Type= discrete] [Format=character] [Missing=*]

Statistics [NW/ W] [Valid=29 /-] [Invalid=0 /-]

sr_fatherclindren: Have you ever fathered any children?

Information [Type= discrete] [Format=numeric] [Range= 0-98] [Missing=*]

Statistics [NW/ W] [Valid=2487 /-] [Invalid=1933 /-]

Value	Label	Cases	Percentage
0	No, I have never had it	0	
1	Yes	602	24.2%
2	No	1877	75.5%
3	Yes, but not sure about the exact age	0	
90	I am not sure	0	
93	Prefer not to answer	6	0.2%
95	Not had sex with this partner in the last 4 weeks	0	
97	N/A	0	
98	Don't know	2	0.1%
Sysmiss		1933	

Warning: these figures indicate the number of cases found in the data file. They cannot be interpreted as summary statistics of the population of interest.

sr_share_agefather: Are you willing to share how old were you the first time you made someone pregna

Information [Type= discrete] [Format=numeric] [Range= 0-98] [Missing=*]

Statistics [NW/ W] [Valid=602 /-] [Invalid=3818 /-]

Value	Label	Cases	Percentage
0	No, I have never had it	0	
1	Yes	564	93.7%

File : AHRI.DREAMS.MultiLevel.SexualRelatInterviewer.2018.v2

sr_share_agefather: Are you willing to share how old were you the first time you made someone pregna

Value	Label	Cases	Percentage
2	No	36	6.0%
3	Yes, but not sure about the exact age	0	
90	I am not sure	0	
93	Prefer not to answer	2	0.3%
95	Not had sex with this partner in the last 4 weeks	0	
97	N/A	0	
98	Don't know	0	
Sysmiss		3818	

Warning: these figures indicate the number of cases found in the data file. They cannot be interpreted as summary statistics of the population of interest.

sr_agefather: How old were you when you first made someone pregnant?

Information	[Type= discrete] [Format=character] [Missing=*]
Statistics [NW/ W]	[Valid=564 /-] [Invalid=0 /-]

sr_share_numchildfath: Are you willing to share the number of children you have you fathered?

Information	[Type= discrete] [Format=numeric] [Range= 0-98] [Missing=*]
Statistics [NW/ W]	[Valid=602 /-] [Invalid=3818 /-]

Value	Label	Cases	Percentage
0	No, I have never had it	0	
1	Yes	593	98.5%
2	No	7	1.2%
3	Yes, but not sure about the exact age	0	
90	I am not sure	0	
93	Prefer not to answer	2	0.3%
95	Not had sex with this partner in the last 4 weeks	0	
97	N/A	0	
98	Don't know	0	
Sysmiss		3818	

Warning: these figures indicate the number of cases found in the data file. They cannot be interpreted as summary statistics of the population of interest.

sr_numchildfath: How many children have you fathered (please include those who have died)?

Information	[Type= discrete] [Format=character] [Missing=*]
Statistics [NW/ W]	[Valid=593 /-] [Invalid=0 /-]

sr_children_alive_mal: How many of these children are still alive?

Information	[Type= discrete] [Format=character] [Missing=*]
Statistics [NW/ W]	[Valid=593 /-] [Invalid=0 /-]

sr_curcum_frenu: Have you ever been circumcised where your frenulum was cut?

Information	[Type= discrete] [Format=numeric] [Range= 0-98] [Missing=*]
Statistics [NW/ W]	[Valid=2487 /-] [Invalid=1933 /-]

Value	Label	Cases	Percentage
0	No, I have never had it	0	
1	Yes	102	4.1%
2	No	2383	95.8%

File : AHRI.DREAMS.MultiLevel.SexualRelatInterviewer.2018.v2

sr_curcum_frenu: Have you ever been circumcised where your frenulum was cut?

Value	Label	Cases	Percentage
3	Yes, but not sure about the exact age	0	
90	I am not sure	0	
93	Prefer not to answer	2	0.1%
95	Not had sex with this partner in the last 4 weeks	0	
97	N/A	0	
98	Don't know	0	
Sysmiss		1933	

Warning: these figures indicate the number of cases found in the data file. They cannot be interpreted as summary statistics of the population of interest.

sr_circum_forensk: Have you ever been circumcised where your whole foreskin was removed?

Information	[Type= discrete] [Format=numeric] [Range= 0-98] [Missing=*]
Statistics [NW/ W]	[Valid=2486 /-] [Invalid=1934 /-]

Value	Label	Cases	Percentage
0	No, I have never had it	0	
1	Yes	1431	57.6%
2	No	1054	42.4%
3	Yes, but not sure about the exact age	0	
90	I am not sure	0	
93	Prefer not to answer	1	0.0%
95	Not had sex with this partner in the last 4 weeks	0	
97	N/A	0	
98	Don't know	0	
Sysmiss		1934	

Warning: these figures indicate the number of cases found in the data file. They cannot be interpreted as summary statistics of the population of interest.

sr_circum_when: When were you circumcised (if you do not know, please make your best guess)?

Information	[Type= discrete] [Format=numeric] [Range= 1-98] [Missing=*]
Statistics [NW/ W]	[Valid=1484 /-] [Invalid=2936 /-]

Value	Label	Cases	Percentage
1	As a child (under one year)	22	1.5%
2	As a child or adolescent	1040	70.1%
3	As an adult (over 18 years)	384	25.9%
93	Prefer not to answer	5	0.3%
98	Don't know	33	2.2%
Sysmiss		2936	

Warning: these figures indicate the number of cases found in the data file. They cannot be interpreted as summary statistics of the population of interest.

sr_circum_where: Where were you circumcised?

Information	[Type= discrete] [Format=numeric] [Range= 1-96] [Missing=*]
Statistics [NW/ W]	[Valid=1484 /-] [Invalid=2936 /-]

Value	Label	Cases	Percentage
1	Clinic	1283	86.5%
2	Mountain	46	3.1%
3	Church	9	0.6%

File : AHRI.DREAMS.MultiLevel.SexualRelatInterviewer.2018.v2

sr_circum_where: Where were you circumcised?

Value	Label	Cases	Percentage
96	Other, specify	146	 9.8%
Sysmiss		2936	




Warning: these figures indicate the number of cases found in the data file. They cannot be interpreted as summary statistics of the population of interest.

sr_circum_whereoth: Please specify more details on where you were circumcised:

Information	[Type= discrete] [Format=character] [Missing=*]
Statistics [NW/ W]	[Valid=146 /-] [Invalid=0 /-]

sr_currpregnant: Are you currently pregnant?



Information	[Type= discrete] [Format=numeric] [Range= 0-98] [Missing=*]
Statistics [NW/ W]	[Valid=576 /-] [Invalid=3844 /-]

Value	Label	Cases	Percentage
0	No, I have never had it	0	
1	Yes	45	 7.8%
2	No	524	 91.0%
3	Yes, but not sure about the exact age	0	
90	I am not sure	0	
93	Prefer not to answer	0	
95	Not had sex with this partner in the last 4 weeks	0	
97	N/A	0	
98	Don't know	7	 1.2%
Sysmiss		3844	

Warning: these figures indicate the number of cases found in the data file. They cannot be interpreted as summary statistics of the population of interest.

sr_everpregnant: Have you ever been pregnant?

Information	[Type= discrete] [Format=numeric] [Range= 0-98] [Missing=*]
Statistics [NW/ W]	[Valid=576 /-] [Invalid=3844 /-]

Value	Label	Cases	Percentage
0	No, I have never had it	0	
1	Yes	510	 88.5%
2	No	66	 11.5%
3	Yes, but not sure about the exact age	0	
90	I am not sure	0	
93	Prefer not to answer	0	
95	Not had sex with this partner in the last 4 weeks	0	
97	N/A	0	
98	Don't know	0	
Sysmiss		3844	

Warning: these figures indicate the number of cases found in the data file. They cannot be interpreted as summary statistics of the population of interest.



sr_pregnant_last_12mths: Have you been pregnant in the last 12 months?

Information	[Type= discrete] [Format=numeric] [Range= 0-98] [Missing=*]
Statistics [NW/ W]	[Valid=515 /-] [Invalid=3905 /-]

Value	Label	Cases	Percentage
0	No, I have never had it	0	

File : AHRI.DREAMS.MultiLevel.SexualRelatInterviewer.2018.v2




sr_pregnant_last_12mths: Have you been pregnant in the last 12 months?

Value	Label	Cases	Percentage
1	Yes	163	 31.7%
2	No	352	 68.3%
3	Yes, but not sure about the exact age	0	
90	I am not sure	0	
93	Prefer not to answer	0	
95	Not had sex with this partner in the last 4 weeks	0	
97	N/A	0	
98	Don't know	0	
Sysmiss		3905	

Warning: these figures indicate the number of cases found in the data file. They cannot be interpreted as summary statistics of the population of interest.

sr_share_agepregnant: Are you willing to share how old were you the first time you got pregnant?

Information	[Type= discrete] [Format=numeric] [Range= 0-98] [Missing=*]
Statistics [NW/ W]	[Valid=515 /-] [Invalid=3905 /-]

Value	Label	Cases	Percentage
0	No, I have never had it	0	
1	Yes	498	 96.7%
2	No	15	 2.9%
3	Yes, but not sure about the exact age	0	
90	I am not sure	0	
93	Prefer not to answer	2	 0.4%
95	Not had sex with this partner in the last 4 weeks	0	
97	N/A	0	
98	Don't know	0	
Sysmiss		3905	

Warning: these figures indicate the number of cases found in the data file. They cannot be interpreted as summary statistics of the population of interest.

sr_agepregnant: How old were you the first time you got pregnant? [age in years]

Information	[Type= discrete] [Format=character] [Missing=*]
Statistics [NW/ W]	[Valid=498 /-] [Invalid=0 /-]

sr_times_pregnant: How many times have you been pregnant? (including pregnancies that did not go to

Information	[Type= discrete] [Format=character] [Missing=*]
Statistics [NW/ W]	[Valid=510 /-] [Invalid=0 /-]

sr_times_birth: How many times have you given birth? (include both live births and stillbirths.

Information	[Type= discrete] [Format=character] [Missing=*]
Statistics [NW/ W]	[Valid=510 /-] [Invalid=0 /-]

sr_children_alive_fem: How many of these children are still alive?

Information	[Type= discrete] [Format=character] [Missing=*]
Statistics [NW/ W]	[Valid=510 /-] [Invalid=0 /-]






sr_another_child: FOR NON PREGNANT / UNSURE / NEVER PREGNANT BEFORE, ASK Would you like to have (a

Information	[Type= discrete] [Format=numeric] [Range= 1-98] [Missing=*]
-------------	---

File : AHRI.DREAMS.MultiLevel.SexualRelatInterviewer.2018.v2

sr_another_child: FOR NON PREGNANT / UNSURE / NEVER PREGNANT BEFORE, ASK Would you like to have (a

Statistics [NW/ W] [Valid=3019 /-] [Invalid=1401 /-]

Value	Label	Cases	Percentage
1	Yes	1839	 60.9%
2	No	1083	 35.9%
3	No More	59	 2.0%
4	Cannot get pregnant (infertile or sterilized)	1	0.0%
5	Undecided	13	 0.4%
98	Don't know	24	 0.8%
Sysmiss		1401	

Warning: these figures indicate the number of cases found in the data file. They cannot be interpreted as summary statistics of the population of interest.

sr_waitbrf_another: If Yes, How long would you like to wait from now before the birth of (a/another)

Information [Type= discrete] [Format=numeric] [Range= 1-98] [Missing=*]

Statistics [NW/ W] [Valid=1839 /-] [Invalid=2581 /-]




Value	Label	Cases	Percentage
1	Less than 1 year	218	 11.9%
2	1 to 2 years	105	 5.7%
3	Greater than 2 years	496	 27.0%
4	Undecided	835	 45.4%
98	Don't know	185	 10.1%
Sysmiss		2581	

Warning: these figures indicate the number of cases found in the data file. They cannot be interpreted as summary statistics of the population of interest.

sr_aftbrth_more: FOR CURRENTLY PREGNANT ASK After the birth of this child you are expecting would

Information [Type= discrete] [Format=numeric] [Range= 1-98] [Missing=*]

Statistics [NW/ W] [Valid=45 /-] [Invalid=4375 /-]




Value	Label	Cases	Percentage
1	Yes	11	 24.4%
2	No	31	 68.9%
3	No More	0	
4	Cannot get pregnant (infertile or sterilized)	0	
5	Undecided	0	
98	Don't know	3	 6.7%
Sysmiss		4375	

Warning: these figures indicate the number of cases found in the data file. They cannot be interpreted as summary statistics of the population of interest.

sr_waitbrf_birth: If yes, After the birth of the child you are expecting now, how long would you l

Information [Type= discrete] [Format=numeric] [Range= 1-98] [Missing=*]

Statistics [NW/ W] [Valid=11 /-] [Invalid=4409 /-]

Value	Label	Cases	Percentage
1	Less than 1 year	2	 18.2%
2	1 to 2 years	1	 9.1%
3	Greater than 2 years	6	 54.5%
4	Undecided	0	

File : AHRI.DREAMS.MultiLevel.SexualRelatInterviewer.2018.v2


sr_waitbrf_birth: If yes, After the birth of the child you are expecting now, how long would you l

Value	Label	Cases	Percentage
98	Don't know	2	 18.2%
Sysmiss		4409	

Warning: these figures indicate the number of cases found in the data file. They cannot be interpreted as summary statistics of the population of interest.

sr_nomore_children_1: What are the reasons why you would not like to have (a/another) child?


Information	[Type= discrete] [Format=numeric] [Range= 1-98] [Missing=*]
Statistics [NW/ W]	[Valid=187 /-] [Invalid=4233 /-]

Value	Label	Cases	Percentage
1	Economic reasons	187	 100.0%
2	Self: reached desired family size	0	
3	Partner reached desired family size	0	
4	Health concerns	0	
5	Not yet ready for a child	0	
93	Don't want to answer	0	
96	Other, specify	0	
98	Don't know	0	
Sysmiss		4233	

Warning: these figures indicate the number of cases found in the data file. They cannot be interpreted as summary statistics of the population of interest.

sr_nomore_children_2: What are the reasons why you would not like to have (a/another) child?


Information	[Type= discrete] [Format=numeric] [Range= 1-98] [Missing=*]
Statistics [NW/ W]	[Valid=91 /-] [Invalid=4329 /-]

Value	Label	Cases	Percentage
1	Economic reasons	0	
2	Self: reached desired family size	91	 100.0%
3	Partner reached desired family size	0	
4	Health concerns	0	
5	Not yet ready for a child	0	
93	Don't want to answer	0	
96	Other, specify	0	
98	Don't know	0	
Sysmiss		4329	

Warning: these figures indicate the number of cases found in the data file. They cannot be interpreted as summary statistics of the population of interest.

sr_nomore_children_3: What are the reasons why you would not like to have (a/another) child?

Information	[Type= discrete] [Format=numeric] [Range= 1-98] [Missing=*]
Statistics [NW/ W]	[Valid=13 /-] [Invalid=4407 /-]

Value	Label	Cases	Percentage
1	Economic reasons	0	
2	Self: reached desired family size	0	
3	Partner reached desired family size	13	 100.0%
4	Health concerns	0	
5	Not yet ready for a child	0	
93	Don't want to answer	0	

File : AHRI.DREAMS.MultiLevel.SexualRelatInterviewer.2018.v2

sr_nomore_children_3: What are the reasons why you would not like to have (a/another) child?

Value	Label	Cases	Percentage
96	Other, specify	0	
98	Don?t know	0	
Sysmiss		4407	

Warning: these figures indicate the number of cases found in the data file. They cannot be interpreted as summary statistics of the population of interest.

sr_nomore_children_4: What are the reasons why you would not like to have (a/another) child?

Information	[Type= discrete] [Format=numeric] [Range= 1-98] [Missing=*]
Statistics [NW/ W]	[Valid=48 /-] [Invalid=4372 /-]

Value	Label	Cases	Percentage
1	Economic reasons	0	
2	Self: reached desired family size	0	
3	Partner reached desired family size	0	
4	Health concerns	48	100.0%
5	Not yet ready for a child	0	
93	Don?t want to answer	0	
96	Other, specify	0	
98	Don?t know	0	
Sysmiss		4372	

Warning: these figures indicate the number of cases found in the data file. They cannot be interpreted as summary statistics of the population of interest.

sr_nomore_children_5: What are the reasons why you would not like to have (a/another) child?

Information	[Type= discrete] [Format=numeric] [Range= 1-98] [Missing=*]
Statistics [NW/ W]	[Valid=773 /-] [Invalid=3647 /-]

Value	Label	Cases	Percentage
1	Economic reasons	0	
2	Self: reached desired family size	0	
3	Partner reached desired family size	0	
4	Health concerns	0	
5	Not yet ready for a child	773	100.0%
93	Don?t want to answer	0	
96	Other, specify	0	
98	Don?t know	0	
Sysmiss		3647	

Warning: these figures indicate the number of cases found in the data file. They cannot be interpreted as summary statistics of the population of interest.

sr_nomore_children_93: What are the reasons why you would not like to have (a/another) child?

Information	[Type= discrete] [Format=numeric] [Range= 1-98] [Missing=*]
Statistics [NW/ W]	[Valid=7 /-] [Invalid=4413 /-]

Value	Label	Cases	Percentage
1	Economic reasons	0	
2	Self: reached desired family size	0	
3	Partner reached desired family size	0	
4	Health concerns	0	
5	Not yet ready for a child	0	

File : AHRI.DREAMS.MultiLevel.SexualRelatInterviewer.2018.v2

sr_nomore_children_93: What are the reasons why you would not like to have (a/another) child?

Value	Label	Cases	Percentage
93	Don?t want to answer	7	100.0%
96	Other, specify	0	
98	Don?t know	0	
Sysmiss		4413	

Warning: these figures indicate the number of cases found in the data file. They cannot be interpreted as summary statistics of the population of interest.

sr_nomore_children_96: What are the reasons why you would not like to have (a/another) child?

Information	[Type= discrete] [Format=numeric] [Range= 1-98] [Missing=*]
Statistics [NW/ W]	[Valid=31 /-] [Invalid=4389 /-]

Value	Label	Cases	Percentage
1	Economic reasons	0	
2	Self: reached desired family size	0	
3	Partner reached desired family size	0	
4	Health concerns	0	
5	Not yet ready for a child	0	
93	Don?t want to answer	0	
96	Other, specify	31	100.0%
98	Don?t know	0	
Sysmiss		4389	

Warning: these figures indicate the number of cases found in the data file. They cannot be interpreted as summary statistics of the population of interest.

sr_nomore_children_98: What are the reasons why you would not like to have (a/another) child?

Information	[Type= discrete] [Format=numeric] [Range= 1-98] [Missing=*]
Statistics [NW/ W]	[Valid=23 /-] [Invalid=4397 /-]

Value	Label	Cases	Percentage
1	Economic reasons	0	
2	Self: reached desired family size	0	
3	Partner reached desired family size	0	
4	Health concerns	0	
5	Not yet ready for a child	0	
93	Don?t want to answer	0	
96	Other, specify	0	
98	Don?t know	23	100.0%
Sysmiss		4397	

Warning: these figures indicate the number of cases found in the data file. They cannot be interpreted as summary statistics of the population of interest.

sr_nomore_child_oth: Please specify other reasons why you would not like to have (a/another) child?

Information	[Type= discrete] [Format=character] [Missing=*]
Statistics [NW/ W]	[Valid=36 /-] [Invalid=0 /-]

sr_partner_more_child: Does your partner want to have a/another child with you?

Information	[Type= discrete] [Format=numeric] [Range= 1-98] [Missing=*]
Statistics [NW/ W]	[Valid=1142 /-] [Invalid=3278 /-]

Value	Label	Cases	Percentage
1	Yes	60	5.3%

File : AHRI.DREAMS.MultiLevel.SexualRelatInterviewer.2018.v2

sr_partner_more_child: Does your partner want to have a/another child with you?

Value	Label	Cases	Percentage
2	No	525	<div></div> 46.0%
3	No I don't have a partner	395	<div></div> 34.6%
93	Prefer not to answer	16	<div></div> 1.4%
98	Don't know	146	<div></div> 12.8%
Sysmiss		3278	

Warning: these figures indicate the number of cases found in the data file. They cannot be interpreted as summary statistics of the population of interest.

# sr_partner_num_child: Does your (husband/partner) want the same number of children that you want, or d			
Information	[Type= discrete] [Format=numeric] [Range= 1-98] [Missing=*]		
Statistics [NW/ W]	[Valid=60 /-] [Invalid=4360 /-]		
Value	Label	Cases	Percentage
1	Same number	11	<div><div></div></div> 18.3%
2	More children	31	<div><div></div></div> 51.7%
3	Fewer children	5	<div><div></div></div> 8.3%
93	Prefer not to answer	0	
98	Don't know	13	<div><div></div></div> 21.7%
Sysmiss		4360	
Warning: these figures indicate the number of cases found in the data file. They cannot be interpreted as summary statistics of the population of interest.			
# sr_areusemeth_avoidpreg: Are you currently using any contraceptive methods to prevent pregnancy?			
Information	[Type= discrete] [Format=numeric] [Range= 0-98] [Missing=*]		
Statistics [NW/ W]	[Valid=532 /-] [Invalid=3888 /-]		
Value	Label	Cases	Percentage
0	No, I have never had it	0	
1	Yes	401	<div><div></div></div> 75.4%
2	No	129	<div><div></div></div> 24.2%
3	Yes, but not sure about the exact age	0	
90	I am not sure	0	
93	Prefer not to answer	2	<div><div></div></div> 0.4%
95	Not had sex with this partner in the last 4 weeks	0	
97	N/A	0	
98	Don't know	0	
Sysmiss		3888	
Warning: these figures indicate the number of cases found in the data file. They cannot be interpreted as summary statistics of the population of interest.			
# sr_notusemeth_avoidpreg: If no, What is the main reason why you are not using a method of contraception			
Information	[Type= discrete] [Format=numeric] [Range= 1-98] [Missing=*]		
Statistics [NW/ W]	[Valid=129 /-] [Invalid=4291 /-]		
Value	Label	Cases	Percentage
1	Not married	0	
2	Intend to marry	0	
3	Not intend to marry	0	
4	Fertility related reasons	0	
5	Not having sex	36	<div><div></div></div> 27.9%
6	Infrequent sex	27	<div><div></div></div> 20.9%
7	Menopausal/hysterectomy	3	<div><div></div></div> 2.3%
8	Subfecund/infecund	7	<div><div></div></div> 5.4%
9	Postpartum/breastfeeding	13	<div><div></div></div> 10.1%
10	Wants (more) children	2	<div><div></div></div> 1.6%
11	Pregnancy	0	
12	Opposition to use	0	
13	Respondent opposed	1	<div><div></div></div> 0.8%
14	Husband opposed	1	<div><div></div></div> 0.8%
15	Others opposed	0	

# sr_notusemeth_avoidpreg: If no, What is the main reason why you are not using a method of contraception			
Value	Label	Cases	Percentage
16	Religious prohibition	0	
17	Lack of knowledge	1	<div><div></div></div> 0.8%
18	Knows no method	0	
19	Knows no source	0	
20	Method related reasons	0	
21	Health concerns	0	
22	Fear of side effects	4	<div><div></div></div> 3.1%
23	Lack of access/too far	1	<div><div></div></div> 0.8%
24	Cost too much	0	
25	Inconvenient to use	2	<div><div></div></div> 1.6%
26	Interferes with body?s normal processes	3	<div><div></div></div> 2.3%
27	Method failure	2	<div><div></div></div> 1.6%
96	Other, specify	23	<div><div></div></div> 17.8%
98	Don't know	3	<div><div></div></div> 2.3%
Sysmiss		4291	
Warning: these figures indicate the number of cases found in the data file. They cannot be interpreted as summary statistics of the population of interest.			
# sr_notusemeth_otherspec: Other reason not using any method of contraception, please specify:			
Information	[Type= discrete] [Format=character] [Missing=*]		
Statistics [NW/ W]	[Valid=23 /-] [Invalid=0 /-]		
# sr_currmeth_avoidpreg_1: Which methods are you currently using?			
Information	[Type= discrete] [Format=numeric] [Range= 0-96] [Missing=*]		
Statistics [NW/ W]	[Valid=138 /-] [Invalid=4282 /-]		
Value	Label	Cases	Percentage
0	None	0	
1	Male condom	138	<div><div></div></div> 100.0%
2	Female condom	0	
3	Female sterilization (?tubal ligation?)	0	
4	Male sterilization (?vasectomy?)	0	
5	IUD/loop	0	
6	Injectable contraceptives	0	
7	Implants	0	
8	Oral contraceptive pills	0	
9	Douching after sex	0	
10	Traditional methods	0	
93	Prefer not to answer	0	
96	Other, specify	0	
Sysmiss		4282	
Warning: these figures indicate the number of cases found in the data file. They cannot be interpreted as summary statistics of the population of interest.			
# sr_currmeth_avoidpreg_10: Which methods are you currently using?			
Information	[Type= discrete] [Format=numeric] [Range= 0-96] [Missing=*]		
Statistics [NW/ W]	[Valid=1 /-] [Invalid=4419 /-]		
Value	Label	Cases	Percentage
0	None	0	

# sr_currmeth_avoidpreg_10: Which methods are you currently using?			
Value	Label	Cases	Percentage
1	Male condom	0	
2	Female condom	0	
3	Female sterilization (?tubal ligation?)	0	
4	Male sterilization (?vasectomy?)	0	
5	IUD/loop	0	
6	Injectable contraceptives	0	
7	Implants	0	
8	Oral contraceptive pills	0	
9	Douching after sex	0	
10	Traditional methods	1	100.0%
93	Prefer not to answer	0	
96	Other, specify	0	
Sysmiss		4419	
Warning: these figures indicate the number of cases found in the data file. They cannot be interpreted as summary statistics of the population of interest.			
# sr_currmeth_avoidpreg_2: Which methods are you currently using?			
Information	[Type= discrete] [Format=numeric] [Range= 0-96] [Missing=*]		
Statistics [NW/ W]	[Valid=4 /-] [Invalid=4416 /-]		
Value	Label	Cases	Percentage
0	None	0	
1	Male condom	0	
2	Female condom	4	100.0%
3	Female sterilization (?tubal ligation?)	0	
4	Male sterilization (?vasectomy?)	0	
5	IUD/loop	0	
6	Injectable contraceptives	0	
7	Implants	0	
8	Oral contraceptive pills	0	
9	Douching after sex	0	
10	Traditional methods	0	
93	Prefer not to answer	0	
96	Other, specify	0	
Sysmiss		4416	
Warning: these figures indicate the number of cases found in the data file. They cannot be interpreted as summary statistics of the population of interest.			
# sr_currmeth_avoidpreg_3: Which methods are you currently using?			
Information	[Type= discrete] [Format=numeric] [Range= 0-96] [Missing=*]		
Statistics [NW/ W]	[Valid=1 /-] [Invalid=4419 /-]		
Value	Label	Cases	Percentage
0	None	0	
1	Male condom	0	
2	Female condom	0	
3	Female sterilization (?tubal ligation?)	1	100.0%
4	Male sterilization (?vasectomy?)	0	
5	IUD/loop	0	
6	Injectable contraceptives	0	

# sr_currmeth_avoidpreg_3: Which methods are you currently using?			
Value	Label	Cases	Percentage
7	Implants	0	
8	Oral contraceptive pills	0	
9	Douching after sex	0	
10	Traditional methods	0	
93	Prefer not to answer	0	
96	Other, specify	0	
Sysmiss		4419	
Warning: these figures indicate the number of cases found in the data file. They cannot be interpreted as summary statistics of the population of interest.			
# sr_currmeth_avoidpreg_4: Which methods are you currently using?			
Information		[Type= discrete] [Format=numeric] [Range= 0-96] [Missing=*]	
Statistics [NW/ W]		[Valid=1 /-] [Invalid=4419 /-]	
Value	Label	Cases	Percentage
0	None	0	
1	Male condom	0	
2	Female condom	0	
3	Female sterilization (?tubal ligation?)	0	
4	Male sterilization (?vasectomy?)	1	100.0%
5	IUD/loop	0	
6	Injectable contraceptives	0	
7	Implants	0	
8	Oral contraceptive pills	0	
9	Douching after sex	0	
10	Traditional methods	0	
93	Prefer not to answer	0	
96	Other, specify	0	
Sysmiss		4419	
Warning: these figures indicate the number of cases found in the data file. They cannot be interpreted as summary statistics of the population of interest.			
# sr_currmeth_avoidpreg_5: Which methods are you currently using?			
Information		[Type= discrete] [Format=numeric] [Range= 0-96] [Missing=*]	
Statistics [NW/ W]		[Valid=4 /-] [Invalid=4416 /-]	
Value	Label	Cases	Percentage
0	None	0	
1	Male condom	0	
2	Female condom	0	
3	Female sterilization (?tubal ligation?)	0	
4	Male sterilization (?vasectomy?)	0	
5	IUD/loop	4	100.0%
6	Injectable contraceptives	0	
7	Implants	0	
8	Oral contraceptive pills	0	
9	Douching after sex	0	
10	Traditional methods	0	
93	Prefer not to answer	0	
96	Other, specify	0	

# sr_currmeth_avoidpreg_5: Which methods are you currently using?			
Value	Label	Cases	Percentage
Sysmiss		4416	
Warning: these figures indicate the number of cases found in the data file. They cannot be interpreted as summary statistics of the population of interest.			
# sr_currmeth_avoidpreg_6: Which methods are you currently using?			
Information	[Type= discrete] [Format=numeric] [Range= 0-96] [Missing=*]		
Statistics [NW/ W]	[Valid=221 /-] [Invalid=4199 /-]		
Value	Label	Cases	Percentage
0	None	0	
1	Male condom	0	
2	Female condom	0	
3	Female sterilization (?tubal ligation?)	0	
4	Male sterilization (?vasectomy?)	0	
5	IUD/loop	0	
6	Injectable contraceptives	221	100.0%
7	Implants	0	
8	Oral contraceptive pills	0	
9	Douching after sex	0	
10	Traditional methods	0	
93	Prefer not to answer	0	
96	Other, specify	0	
Sysmiss		4199	
Warning: these figures indicate the number of cases found in the data file. They cannot be interpreted as summary statistics of the population of interest.			
# sr_currmeth_avoidpreg_7: Which methods are you currently using?			
Information	[Type= discrete] [Format=numeric] [Range= 0-96] [Missing=*]		
Statistics [NW/ W]	[Valid=37 /-] [Invalid=4383 /-]		
Value	Label	Cases	Percentage
0	None	0	
1	Male condom	0	
2	Female condom	0	
3	Female sterilization (?tubal ligation?)	0	
4	Male sterilization (?vasectomy?)	0	
5	IUD/loop	0	
6	Injectable contraceptives	0	
7	Implants	37	100.0%
8	Oral contraceptive pills	0	
9	Douching after sex	0	
10	Traditional methods	0	
93	Prefer not to answer	0	
96	Other, specify	0	
Sysmiss		4383	
Warning: these figures indicate the number of cases found in the data file. They cannot be interpreted as summary statistics of the population of interest.			
# sr_currmeth_avoidpreg_8: Which methods are you currently using?			
Information	[Type= discrete] [Format=numeric] [Range= 0-96] [Missing=*]		
Statistics [NW/ W]	[Valid=13 /-] [Invalid=4407 /-]		

sr_currmeth_avoidpreg_8: Which methods are you currently using?

Value	Label	Cases	Percentage
0	None	0	
1	Male condom	0	
2	Female condom	0	
3	Female sterilization (?tubal ligation?)	0	
4	Male sterilization (?vasectomy?)	0	
5	IUD/loop	0	
6	Injectable contraceptives	0	
7	Implants	0	
8	Oral contraceptive pills	13	100.0%
9	Douching after sex	0	
10	Traditional methods	0	
93	Prefer not to answer	0	
96	Other, specify	0	
Sysmiss		4407	

Warning: these figures indicate the number of cases found in the data file. They cannot be interpreted as summary statistics of the population of interest.

sr_currmeth_avoidpreg_93: Which methods are you currently using?

Information	[Type= discrete] [Format=numeric] [Range= 0-96] [Missing=*]
Statistics [NW/ W]	[Valid=1 /-] [Invalid=4419 /-]

Value	Label	Cases	Percentage
0	None	0	
1	Male condom	0	
2	Female condom	0	
3	Female sterilization (?tubal ligation?)	0	
4	Male sterilization (?vasectomy?)	0	
5	IUD/loop	0	
6	Injectable contraceptives	0	
7	Implants	0	
8	Oral contraceptive pills	0	
9	Douching after sex	0	
10	Traditional methods	0	
93	Prefer not to answer	1	100.0%
96	Other, specify	0	
Sysmiss		4419	

Warning: these figures indicate the number of cases found in the data file. They cannot be interpreted as summary statistics of the population of interest.

sr_currmeth_avoidpreg_96: Which methods are you currently using?

Information	[Type= discrete] [Format=numeric] [Range= 0-96] [Missing=*]
Statistics [NW/ W]	[Valid=2 /-] [Invalid=4418 /-]

Value	Label	Cases	Percentage
0	None	0	
1	Male condom	0	
2	Female condom	0	
3	Female sterilization (?tubal ligation?)	0	
4	Male sterilization (?vasectomy?)	0	

# sr_currmeth_avoidpreg_96: Which methods are you currently using?			
Value	Label	Cases	Percentage
5	IUD/loop	0	
6	Injectable contraceptives	0	
7	Implants	0	
8	Oral contraceptive pills	0	
9	Douching after sex	0	
10	Traditional methods	0	
93	Prefer not to answer	0	
96	Other, specify	2	<div></div> 100.0%
Sysmiss		4418	
Warning: these figures indicate the number of cases found in the data file. They cannot be interpreted as summary statistics of the population of interest.			
# sr_currmeth_otherspec: Other method, please specify:			
Information	[Type= discrete] [Format=character] [Missing=*]		
Statistics [NW/ W]	[Valid=2 -/] [Invalid=0 -/]		
# sr_whatmeth_avoidpreg12mth: In the past 12 months, have you used any method to avoid getting pregnant?			
Information	[Type= discrete] [Format=numeric] [Range= 0-98] [Missing=*]		
Statistics [NW/ W]	[Valid=576 -/] [Invalid=3844 -/]		
Value	Label	Cases	Percentage
0	No, I have never had it	0	
1	Yes	394	<div></div> 68.4%
2	No	180	<div></div> 31.2%
3	Yes, but not sure about the exact age	0	
90	I am not sure	0	
93	Prefer not to answer	2	<div></div> 0.3%
95	Not had sex with this partner in the last 4 weeks	0	
97	N/A	0	
98	Don't know	0	
Sysmiss		3844	
Warning: these figures indicate the number of cases found in the data file. They cannot be interpreted as summary statistics of the population of interest.			
# sr_meth_avoidpreg12mth_1: Which methods were you using?			
Information	[Type= discrete] [Format=numeric] [Range= 0-96] [Missing=*]		
Statistics [NW/ W]	[Valid=122 -/] [Invalid=4298 -/]		
Value	Label	Cases	Percentage
0	None	0	
1	Male condom	122	<div></div> 100.0%
2	Female condom	0	
3	Female sterilization (?tubal ligation?)	0	
4	Male sterilization (?vasectomy?)	0	
5	IUD/loop	0	
6	Injectable contraceptives	0	
7	Implants	0	
8	Oral contraceptive pills	0	
9	Douching after sex	0	
10	Traditional methods	0	

# sr_meth_avoidpreg12mth_1: Which methods were you using?			
Value	Label	Cases	Percentage
93	Prefer not to answer	0	
96	Other, specify	0	
Sysmiss		4298	
Warning: these figures indicate the number of cases found in the data file. They cannot be interpreted as summary statistics of the population of interest.			
# sr_meth_avoidpreg12mth_2: Which methods were you using?			
Information	[Type= discrete] [Format=numeric] [Range= 0-96] [Missing=*]		
Statistics [NW/ W]	[Valid=5 /-] [Invalid=4415 /-]		
Value	Label	Cases	Percentage
0	None	0	
1	Male condom	0	
2	Female condom	5	100.0%
3	Female sterilization (?tubal ligation?)	0	
4	Male sterilization (?vasectomy?)	0	
5	IUD/loop	0	
6	Injectable contraceptives	0	
7	Implants	0	
8	Oral contraceptive pills	0	
9	Douching after sex	0	
10	Traditional methods	0	
93	Prefer not to answer	0	
96	Other, specify	0	
Sysmiss		4415	
Warning: these figures indicate the number of cases found in the data file. They cannot be interpreted as summary statistics of the population of interest.			
# sr_meth_avoidpreg12mth_3: Which methods were you using?			
Information	[Type= discrete] [Format=numeric] [Range= 0-96] [Missing=*]		
Statistics [NW/ W]	[Valid=1 /-] [Invalid=4419 /-]		
Value	Label	Cases	Percentage
0	None	0	
1	Male condom	0	
2	Female condom	0	
3	Female sterilization (?tubal ligation?)	1	100.0%
4	Male sterilization (?vasectomy?)	0	
5	IUD/loop	0	
6	Injectable contraceptives	0	
7	Implants	0	
8	Oral contraceptive pills	0	
9	Douching after sex	0	
10	Traditional methods	0	
93	Prefer not to answer	0	
96	Other, specify	0	
Sysmiss		4419	
Warning: these figures indicate the number of cases found in the data file. They cannot be interpreted as summary statistics of the population of interest.			

# sr_meth_avoidpreg12mth_5: Which methods were you using?			
Information		[Type= discrete] [Format=numeric] [Range= 0-96] [Missing=*]	
Statistics [NW/ W]		[Valid=6 /-] [Invalid=4414 /-]	
Value	Label	Cases	Percentage
0	None	0	
1	Male condom	0	
2	Female condom	0	
3	Female sterilization (?tubal ligation?)	0	
4	Male sterilization (?vasectomy?)	0	
5	IUD/loop	6	100.0%
6	Injectable contraceptives	0	
7	Implants	0	
8	Oral contraceptive pills	0	
9	Douching after sex	0	
10	Traditional methods	0	
93	Prefer not to answer	0	
96	Other, specify	0	
Sysmiss		4414	
Warning: these figures indicate the number of cases found in the data file. They cannot be interpreted as summary statistics of the population of interest.			
# sr_meth_avoidpreg12mth_6: Which methods were you using?			
Information		[Type= discrete] [Format=numeric] [Range= 0-96] [Missing=*]	
Statistics [NW/ W]		[Valid=233 /-] [Invalid=4187 /-]	
Value	Label	Cases	Percentage
0	None	0	
1	Male condom	0	
2	Female condom	0	
3	Female sterilization (?tubal ligation?)	0	
4	Male sterilization (?vasectomy?)	0	
5	IUD/loop	0	
6	Injectable contraceptives	233	100.0%
7	Implants	0	
8	Oral contraceptive pills	0	
9	Douching after sex	0	
10	Traditional methods	0	
93	Prefer not to answer	0	
96	Other, specify	0	
Sysmiss		4187	
Warning: these figures indicate the number of cases found in the data file. They cannot be interpreted as summary statistics of the population of interest.			
# sr_meth_avoidpreg12mth_7: Which methods were you using?			
Information		[Type= discrete] [Format=numeric] [Range= 0-96] [Missing=*]	
Statistics [NW/ W]		[Valid=36 /-] [Invalid=4384 /-]	
Value	Label	Cases	Percentage
0	None	0	
1	Male condom	0	
2	Female condom	0	

# sr_meth_avoidpreg12mth_7: Which methods were you using?			
Value	Label	Cases	Percentage
3	Female sterilization (?tubal ligation?)	0	<div><div></div></div> 100.0%
4	Male sterilization (?vasectomy?)	0	
5	IUD/loop	0	
6	Injectable contraceptives	0	
7	Implants	36	
8	Oral contraceptive pills	0	
9	Douching after sex	0	
10	Traditional methods	0	
93	Prefer not to answer	0	
96	Other, specify	0	
Sysmiss		4384	
Warning: these figures indicate the number of cases found in the data file. They cannot be interpreted as summary statistics of the population of interest.			
# sr_meth_avoidpreg12mth_8: Which methods were you using?			
Information	[Type= discrete] [Format=numeric] [Range= 0-96] [Missing=*]		
Statistics [NW/ W]	[Valid=13 /-] [Invalid=4407 /-]		
Value	Label	Cases	Percentage
0	None	0	<div><div></div></div> 100.0%
1	Male condom	0	
2	Female condom	0	
3	Female sterilization (?tubal ligation?)	0	
4	Male sterilization (?vasectomy?)	0	
5	IUD/loop	0	
6	Injectable contraceptives	0	
7	Implants	0	
8	Oral contraceptive pills	13	
9	Douching after sex	0	
10	Traditional methods	0	
93	Prefer not to answer	0	
96	Other, specify	0	
Sysmiss		4407	
Warning: these figures indicate the number of cases found in the data file. They cannot be interpreted as summary statistics of the population of interest.			
# sr_meth_otherspec12mth: Other method, please specify:			
Information	[Type= discrete] [Format=character] [Missing=*]		
Statistics [NW/ W]	[Valid=0 /-] [Invalid=0 /-]		
# sr_hivknw_onepartn: Can the risk of HIV transmission be reduced by having sex with only one uninfected			
Information	[Type= discrete] [Format=numeric] [Range= 0-98] [Missing=*]		
Statistics [NW/ W]	[Valid=3063 /-] [Invalid=1357 /-]		
Value	Label	Cases	Percentage
0	No, I have never had it	0	<div><div></div></div> 94.7%
1	Yes	2901	
2	No	120	
3	Yes, but not sure about the exact age	0	
90	I am not sure	0	

# sr_hivknw_onepartn: Can the risk of HIV transmission be reduced by having sex with only one uninfected			
Value	Label	Cases	Percentage
93	Prefer not to answer	6	0.2%
95	Not had sex with this partner in the last 4 weeks	0	
97	N/A	0	
98	Don't know	36	1.2%
Sysmiss		1357	
Warning: these figures indicate the number of cases found in the data file. They cannot be interpreted as summary statistics of the population of interest.			
# sr_hivknw_usecondm: Can a person reduce the risk of getting HIV by using a condom every time they have sex			
Information	[Type= discrete] [Format=numeric] [Range= 0-98] [Missing=*]		
Statistics [NW/ W]	[Valid=3063 /-] [Invalid=1357 /-]		
Value	Label	Cases	Percentage
0	No, I have never had it	0	
1	Yes	2993	97.7%
2	No	42	1.4%
3	Yes, but not sure about the exact age	0	
90	I am not sure	0	
93	Prefer not to answer	4	0.1%
95	Not had sex with this partner in the last 4 weeks	0	
97	N/A	0	
98	Don't know	24	0.8%
Sysmiss		1357	
Warning: these figures indicate the number of cases found in the data file. They cannot be interpreted as summary statistics of the population of interest.			
# sr_hivknw_healthpersn: Can a healthy-looking person have HIV?			
Information	[Type= discrete] [Format=numeric] [Range= 0-98] [Missing=*]		
Statistics [NW/ W]	[Valid=3063 /-] [Invalid=1357 /-]		
Value	Label	Cases	Percentage
0	No, I have never had it	0	
1	Yes	2685	87.7%
2	No	262	8.6%
3	Yes, but not sure about the exact age	0	
90	I am not sure	0	
93	Prefer not to answer	4	0.1%
95	Not had sex with this partner in the last 4 weeks	0	
97	N/A	0	
98	Don't know	112	3.7%
Sysmiss		1357	
Warning: these figures indicate the number of cases found in the data file. They cannot be interpreted as summary statistics of the population of interest.			
# sr_hivknw_mosqu: Can a person get HIV from mosquito bites?			
Information	[Type= discrete] [Format=numeric] [Range= 0-98] [Missing=*]		
Statistics [NW/ W]	[Valid=3063 /-] [Invalid=1357 /-]		
Value	Label	Cases	Percentage
0	No, I have never had it	0	
1	Yes	801	26.2%
2	No	1755	57.3%

# sr_hivknw_mosqu: Can a person get HIV from mosquito bites?			
Value	Label	Cases	Percentage
3	Yes, but not sure about the exact age	0	
90	I am not sure	0	
93	Prefer not to answer	5	0.2%
95	Not had sex with this partner in the last 4 weeks	0	
97	N/A	0	
98	Don't know	502	16.4%
Sysmiss		1357	
Warning: these figures indicate the number of cases found in the data file. They cannot be interpreted as summary statistics of the population of interest.			
# sr_hivknw_sharefood: Can a person get HIV by sharing food with someone who is infected?			
Information	[Type= discrete] [Format=numeric] [Range= 0-98] [Missing=*]		
Statistics [NW/ W]	[Valid=3063 /-] [Invalid=1357 /-]		
Value	Label	Cases	Percentage
0	No, I have never had it	0	
1	Yes	324	10.6%
2	No	2561	83.6%
3	Yes, but not sure about the exact age	0	
90	I am not sure	0	
93	Prefer not to answer	5	0.2%
95	Not had sex with this partner in the last 4 weeks	0	
97	N/A	0	
98	Don't know	173	5.6%
Sysmiss		1357	
Warning: these figures indicate the number of cases found in the data file. They cannot be interpreted as summary statistics of the population of interest.			

File : AHRI.DREAMS.MultiLevel.SexualRelatSelFilled.2018.v2

project_id: REDCap Project Identifier

Information	[Type= discrete] [Format=numeric] [Range= 380-380] [Missing=*]
Statistics [NW/ W]	[Valid=4420 /-] [Invalid=0 /-]

event_id: REDCap Event Identifier

Information	[Type= discrete] [Format=numeric] [Range= 1080-1080] [Missing=*]
Statistics [NW/ W]	[Valid=4420 /-] [Invalid=0 /-]

cohort: Cohort Description

Information	[Type= discrete] [Format=character] [Missing=*]
Statistics [NW/ W]	[Valid=4420 /-] [Invalid=0 /-]

round: Round Description

Information	[Type= discrete] [Format=character] [Missing=*]
Statistics [NW/ W]	[Valid=4420 /-] [Invalid=0 /-]

IIntId: Individual ID

Information	[Type= continuous] [Format=numeric] [Range= 166-220477] [Missing=*]
Statistics [NW/ W]	[Valid=4420 /-] [Invalid=0 /-] [Mean=88526.11 /-] [StdDev=51253.828 /-]

srs_everhadsex: Have you ever had sex?

Information	[Type= discrete] [Format=numeric] [Range= 0-98] [Missing=*]
Statistics [NW/ W]	[Valid=3063 /-] [Invalid=1357 /-]

Value	Label	Cases	Percentage
0	No, I have never had it	0	
1	Yes	1879	61.3%
2	No	1062	34.7%
3	Yes, but not sure about the exact age	0	
90	I am not sure	0	
93	Prefer not to answer	122	4.0%
95	Not had sex with this partner in the last 4 weeks	0	
97	N/A	0	
98	Don't know	0	
Sysmiss		1357	

Warning: these figures indicate the number of cases found in the data file. They cannot be interpreted as summary statistics of the population of interest.

srs_share_agefirstsex: Are you willing to share how old were you the first time you had sex, even if it

Information	[Type= discrete] [Format=numeric] [Range= 0-98] [Missing=*]
Statistics [NW/ W]	[Valid=1889 /-] [Invalid=2531 /-]

Value	Label	Cases	Percentage
0	No, I have never had it	0	
1	Yes	1048	55.5%
2	No	664	35.2%
3	Yes, but not sure about the exact age	0	
90	I am not sure	0	
93	Prefer not to answer	177	9.4%
95	Not had sex with this partner in the last 4 weeks	0	

File : AHRI.DREAMS.MultiLevel.SexualRelatSelFilled.2018.v2

srs_share_agefirstsex: Are you willing to share how old were you the first time you had sex, even if it

Value	Label	Cases	Percentage
97	N/A	0	
98	Don't know	0	
Sysmiss		2531	

Warning: these figures indicate the number of cases found in the data file. They cannot be interpreted as summary statistics of the population of interest.

srs_agefirstsex: If you ever had sex (even if it was not your choice) how old were you the first

Information	[Type= discrete] [Format=character] [Missing=*]
Statistics [NW/ W]	[Valid=1045 /-] [Invalid=0 /-]

srs_firstsexreas_1: What was/were the reason(s) you had sex the first time? [Circle all the relevan

Information	[Type= discrete] [Format=numeric] [Range= 1-96] [Missing=*]
Statistics [NW/ W]	[Valid=1205 /-] [Invalid=3215 /-]

Value	Label	Cases	Percentage
1	To show love to my partner	1205	100.0%
2	Curious /experimenting	0	
3	Wanted to / my own pleasure	0	
4	Sweet talked by my partner	0	
5	I felt I owed it to him	0	
6	Convinced with money	0	
7	Convinced with food	0	
8	Convinced with gifts	0	
9	Commercial sex work	0	
10	Pressure from friends/peers	0	
11	Pressure from parents / family	0	
12	Partner threatened to end relationship	0	
13	I was forced to have sex	0	
14	It just happened	0	
96	Other	0	
Sysmiss		3215	

Warning: these figures indicate the number of cases found in the data file. They cannot be interpreted as summary statistics of the population of interest.

srs_firstsexreas_2: What was/were the reason(s) you had sex the first time? [Circle all the relevan

Information	[Type= discrete] [Format=numeric] [Range= 1-96] [Missing=*]
Statistics [NW/ W]	[Valid=28 /-] [Invalid=4392 /-]

Value	Label	Cases	Percentage
1	To show love to my partner	0	
2	Curious /experimenting	28	100.0%
3	Wanted to / my own pleasure	0	
4	Sweet talked by my partner	0	
5	I felt I owed it to him	0	
6	Convinced with money	0	
7	Convinced with food	0	
8	Convinced with gifts	0	
9	Commercial sex work	0	

File : AHRI.DREAMS.MultiLevel.SexualRelatSelFilled.2018.v2

srs_firstsexreas_2: What was/were the reason(s) you had sex the first time? [Circle all the relevan

Value	Label	Cases	Percentage
10	Pressure from friends/peers	0	
11	Pressure from parents / family	0	
12	Partner threatened to end relationship	0	
13	I was forced to have sex	0	
14	It just happened	0	
96	Other	0	
Sysmiss		4392	

Warning: these figures indicate the number of cases found in the data file. They cannot be interpreted as summary statistics of the population of interest.

srs_firstsexreas_3: What was/were the reason(s) you had sex the first time? [Circle all the relevan

Information	[Type= discrete] [Format=numeric] [Range= 1-96] [Missing=*]
Statistics [NW/ W]	[Valid=263 /-] [Invalid=4157 /-]

Value	Label	Cases	Percentage
1	To show love to my partner	0	
2	Curious /experimenting	0	
3	Wanted to / my own pleasure	263	100.0%
4	Sweet talked by my partner	0	
5	I felt I owed it to him	0	
6	Convinced with money	0	
7	Convinced with food	0	
8	Convinced with gifts	0	
9	Commercial sex work	0	
10	Pressure from friends/peers	0	
11	Pressure from parents / family	0	
12	Partner threatened to end relationship	0	
13	I was forced to have sex	0	
14	It just happened	0	
96	Other	0	
Sysmiss		4157	

Warning: these figures indicate the number of cases found in the data file. They cannot be interpreted as summary statistics of the population of interest.

srs_firstsexreas_4: What was/were the reason(s) you had sex the first time? [Circle all the relevan

Information	[Type= discrete] [Format=numeric] [Range= 1-96] [Missing=*]
Statistics [NW/ W]	[Valid=34 /-] [Invalid=4386 /-]

Value	Label	Cases	Percentage
1	To show love to my partner	0	
2	Curious /experimenting	0	
3	Wanted to / my own pleasure	0	
4	Sweet talked by my partner	34	100.0%
5	I felt I owed it to him	0	
6	Convinced with money	0	
7	Convinced with food	0	
8	Convinced with gifts	0	
9	Commercial sex work	0	

File : AHRI.DREAMS.MultiLevel.SexualRelatSelFilled.2018.v2

srs_firstsexreas_4: What was/were the reason(s) you had sex the first time? [Circle all the relevant]

Value	Label	Cases	Percentage
10	Pressure from friends/peers	0	
11	Pressure from parents / family	0	
12	Partner threatened to end relationship	0	
13	I was forced to have sex	0	
14	It just happened	0	
96	Other	0	
Sysmiss		4386	

Warning: these figures indicate the number of cases found in the data file. They cannot be interpreted as summary statistics of the population of interest.

srs_firstsexreas_5: What was/were the reason(s) you had sex the first time? [Circle all the relevant]

Information	[Type= discrete] [Format=numeric] [Range= 1-96] [Missing=*]
Statistics [NW/ W]	[Valid=24 /-] [Invalid=4396 /-]

Value	Label	Cases	Percentage
1	To show love to my partner	0	
2	Curious /experimenting	0	
3	Wanted to / my own pleasure	0	
4	Sweet talked by my partner	0	
5	I felt I owed it to him	24	100.0%
6	Convinced with money	0	
7	Convinced with food	0	
8	Convinced with gifts	0	
9	Commercial sex work	0	
10	Pressure from friends/peers	0	
11	Pressure from parents / family	0	
12	Partner threatened to end relationship	0	
13	I was forced to have sex	0	
14	It just happened	0	
96	Other	0	
Sysmiss		4396	

Warning: these figures indicate the number of cases found in the data file. They cannot be interpreted as summary statistics of the population of interest.

srs_firstsexreas_6: What was/were the reason(s) you had sex the first time? [Circle all the relevant]

Information	[Type= discrete] [Format=numeric] [Range= 1-96] [Missing=*]
Statistics [NW/ W]	[Valid=6 /-] [Invalid=4414 /-]

Value	Label	Cases	Percentage
1	To show love to my partner	0	
2	Curious /experimenting	0	
3	Wanted to / my own pleasure	0	
4	Sweet talked by my partner	0	
5	I felt I owed it to him	0	
6	Convinced with money	6	100.0%
7	Convinced with food	0	
8	Convinced with gifts	0	
9	Commercial sex work	0	

File : AHRI.DREAMS.MultiLevel.SexualRelatSelFilled.2018.v2

srs_firstsexreas_6: What was/were the reason(s) you had sex the first time? [Circle all the relevant]

Value	Label	Cases	Percentage
10	Pressure from friends/peers	0	
11	Pressure from parents / family	0	
12	Partner threatened to end relationship	0	
13	I was forced to have sex	0	
14	It just happened	0	
96	Other	0	
Sysmiss		4414	

Warning: these figures indicate the number of cases found in the data file. They cannot be interpreted as summary statistics of the population of interest.

srs_firstsexreas_7: What was/were the reason(s) you had sex the first time? [Circle all the relevant]

Information	[Type= discrete] [Format=numeric] [Range= 1-96] [Missing=*]
Statistics [NW/ W]	[Valid=3 /-] [Invalid=4417 /-]

Value	Label	Cases	Percentage
1	To show love to my partner	0	
2	Curious /experimenting	0	
3	Wanted to / my own pleasure	0	
4	Sweet talked by my partner	0	
5	I felt I owed it to him	0	
6	Convinced with money	0	
7	Convinced with food	3	100.0%
8	Convinced with gifts	0	
9	Commercial sex work	0	
10	Pressure from friends/peers	0	
11	Pressure from parents / family	0	
12	Partner threatened to end relationship	0	
13	I was forced to have sex	0	
14	It just happened	0	
96	Other	0	
Sysmiss		4417	

Warning: these figures indicate the number of cases found in the data file. They cannot be interpreted as summary statistics of the population of interest.

srs_firstsexreas_8: What was/were the reason(s) you had sex the first time? [Circle all the relevant]

Information	[Type= discrete] [Format=numeric] [Range= 1-96] [Missing=*]
Statistics [NW/ W]	[Valid=8 /-] [Invalid=4412 /-]

Value	Label	Cases	Percentage
1	To show love to my partner	0	
2	Curious /experimenting	0	
3	Wanted to / my own pleasure	0	
4	Sweet talked by my partner	0	
5	I felt I owed it to him	0	
6	Convinced with money	0	
7	Convinced with food	0	
8	Convinced with gifts	8	100.0%
9	Commercial sex work	0	

File : AHRI.DREAMS.MultiLevel.SexualRelatSelFilled.2018.v2

srs_firstsexreas_8: What was/were the reason(s) you had sex the first time? [Circle all the relevan

Value	Label	Cases	Percentage
10	Pressure from friends/peers	0	
11	Pressure from parents / family	0	
12	Partner threatened to end relationship	0	
13	I was forced to have sex	0	
14	It just happened	0	
96	Other	0	
Sysmiss		4412	

Warning: these figures indicate the number of cases found in the data file. They cannot be interpreted as summary statistics of the population of interest.

srs_firstsexreas_9: What was/were the reason(s) you had sex the first time? [Circle all the relevan

Information	[Type= discrete] [Format=numeric] [Range= 1-96] [Missing=*]
Statistics [NW/ W]	[Valid=4 /-] [Invalid=4416 /-]

Value	Label	Cases	Percentage
1	To show love to my partner	0	
2	Curious /experimenting	0	
3	Wanted to / my own pleasure	0	
4	Sweet talked by my partner	0	
5	I felt I owed it to him	0	
6	Convinced with money	0	
7	Convinced with food	0	
8	Convinced with gifts	0	
9	Commercial sex work	4	100.0%
10	Pressure from friends/peers	0	
11	Pressure from parents / family	0	
12	Partner threatened to end relationship	0	
13	I was forced to have sex	0	
14	It just happened	0	
96	Other	0	
Sysmiss		4416	

Warning: these figures indicate the number of cases found in the data file. They cannot be interpreted as summary statistics of the population of interest.

srs_firstsexreas_10: What was/were the reason(s) you had sex the first time? [Circle all the relevan

Information	[Type= discrete] [Format=numeric] [Range= 1-96] [Missing=*]
Statistics [NW/ W]	[Valid=54 /-] [Invalid=4366 /-]

Value	Label	Cases	Percentage
1	To show love to my partner	0	
2	Curious /experimenting	0	
3	Wanted to / my own pleasure	0	
4	Sweet talked by my partner	0	
5	I felt I owed it to him	0	
6	Convinced with money	0	
7	Convinced with food	0	
8	Convinced with gifts	0	
9	Commercial sex work	0	

File : AHRI.DREAMS.MultiLevel.SexualRelatSelFilled.2018.v2

srs_firstsexreas_10: What was/were the reason(s) you had sex the first time? [Circle all the relevant]

Value	Label	Cases	Percentage
10	Pressure from friends/peers	54	100.0%
11	Pressure from parents / family	0	
12	Partner threatened to end relationship	0	
13	I was forced to have sex	0	
14	It just happened	0	
96	Other	0	
Sysmiss		4366	

Warning: these figures indicate the number of cases found in the data file. They cannot be interpreted as summary statistics of the population of interest.

srs_firstsexreas_11: What was/were the reason(s) you had sex the first time? [Circle all the relevant]

Information	[Type= discrete] [Format=numeric] [Range= 1-96] [Missing=*]
Statistics [NW/ W]	[Valid=7 /-] [Invalid=4413 /-]

Value	Label	Cases	Percentage
1	To show love to my partner	0	
2	Curious /experimenting	0	
3	Wanted to / my own pleasure	0	
4	Sweet talked by my partner	0	
5	I felt I owed it to him	0	
6	Convinced with money	0	
7	Convinced with food	0	
8	Convinced with gifts	0	
9	Commercial sex work	0	
10	Pressure from friends/peers	0	
11	Pressure from parents / family	7	100.0%
12	Partner threatened to end relationship	0	
13	I was forced to have sex	0	
14	It just happened	0	
96	Other	0	
Sysmiss		4413	

Warning: these figures indicate the number of cases found in the data file. They cannot be interpreted as summary statistics of the population of interest.

srs_firstsexreas_12: What was/were the reason(s) you had sex the first time? [Circle all the relevant]

Information	[Type= discrete] [Format=numeric] [Range= 1-96] [Missing=*]
Statistics [NW/ W]	[Valid=6 /-] [Invalid=4414 /-]

Value	Label	Cases	Percentage
1	To show love to my partner	0	
2	Curious /experimenting	0	
3	Wanted to / my own pleasure	0	
4	Sweet talked by my partner	0	
5	I felt I owed it to him	0	
6	Convinced with money	0	
7	Convinced with food	0	
8	Convinced with gifts	0	
9	Commercial sex work	0	

File : AHRI.DREAMS.MultiLevel.SexualRelatSelFilled.2018.v2

srs_firstsexreas_12: What was/were the reason(s) you had sex the first time? [Circle all the relevan

Value	Label	Cases	Percentage
10	Pressure from friends/peers	0	
11	Pressure from parents / family	0	
12	Partner threatened to end relationship	6	100.0%
13	I was forced to have sex	0	
14	It just happened	0	
96	Other	0	
Sysmiss		4414	

Warning: these figures indicate the number of cases found in the data file. They cannot be interpreted as summary statistics of the population of interest.

srs_firstsexreas_13: What was/were the reason(s) you had sex the first time? [Circle all the relevan

Information	[Type= discrete] [Format=numeric] [Range= 1-96] [Missing=*]
Statistics [NW/ W]	[Valid=9 /-] [Invalid=4411 /-]

Value	Label	Cases	Percentage
1	To show love to my partner	0	
2	Curious /experimenting	0	
3	Wanted to / my own pleasure	0	
4	Sweet talked by my partner	0	
5	I felt I owed it to him	0	
6	Convinced with money	0	
7	Convinced with food	0	
8	Convinced with gifts	0	
9	Commercial sex work	0	
10	Pressure from friends/peers	0	
11	Pressure from parents / family	0	
12	Partner threatened to end relationship	0	
13	I was forced to have sex	9	100.0%
14	It just happened	0	
96	Other	0	
Sysmiss		4411	

Warning: these figures indicate the number of cases found in the data file. They cannot be interpreted as summary statistics of the population of interest.

srs_firstsexreas_14: What was/were the reason(s) you had sex the first time? [Circle all the relevan

Information	[Type= discrete] [Format=numeric] [Range= 1-96] [Missing=*]
Statistics [NW/ W]	[Valid=247 /-] [Invalid=4173 /-]

Value	Label	Cases	Percentage
1	To show love to my partner	0	
2	Curious /experimenting	0	
3	Wanted to / my own pleasure	0	
4	Sweet talked by my partner	0	
5	I felt I owed it to him	0	
6	Convinced with money	0	
7	Convinced with food	0	
8	Convinced with gifts	0	
9	Commercial sex work	0	

File : AHRI.DREAMS.MultiLevel.SexualRelatSelFilled.2018.v2

srs_firstsexreas_14: What was/were the reason(s) you had sex the first time? [Circle all the relevan

Value	Label	Cases	Percentage
10	Pressure from friends/peers	0	
11	Pressure from parents / family	0	
12	Partner threatened to end relationship	0	
13	I was forced to have sex	0	
14	It just happened	247	100.0%
96	Other	0	
Sysmiss		4173	

Warning: these figures indicate the number of cases found in the data file. They cannot be interpreted as summary statistics of the population of interest.

srs_firstsexreas_96: What was/were the reason(s) you had sex the first time? [Circle all the relevan

Information	[Type= discrete] [Format=numeric] [Range= 1-96] [Missing=*]
Statistics [NW/ W]	[Valid=19 /-] [Invalid=4401 /-]

Value	Label	Cases	Percentage
1	To show love to my partner	0	
2	Curious /experimenting	0	
3	Wanted to / my own pleasure	0	
4	Sweet talked by my partner	0	
5	I felt I owed it to him	0	
6	Convinced with money	0	
7	Convinced with food	0	
8	Convinced with gifts	0	
9	Commercial sex work	0	
10	Pressure from friends/peers	0	
11	Pressure from parents / family	0	
12	Partner threatened to end relationship	0	
13	I was forced to have sex	0	
14	It just happened	0	
96	Other	19	100.0%
Sysmiss		4401	

Warning: these figures indicate the number of cases found in the data file. They cannot be interpreted as summary statistics of the population of interest.

srs_firstsexreas_oth: What was/were the reason(s) you had sex the first time? [Circle all the relevan

Information	[Type= discrete] [Format=character] [Missing=*]
Statistics [NW/ W]	[Valid=10 /-] [Invalid=0 /-]

srs_firstsexwho: When you had sex for the first time, even if it was not your choice, with whom d

Information	[Type= discrete] [Format=numeric] [Range= 1-98] [Missing=*]
Statistics [NW/ W]	[Valid=1847 /-] [Invalid=2573 /-]

Value	Label	Cases	Percentage
1	Husband/wife (married or living as married)	59	3.2%
2	Fiance/Boyfriend/Girlfriend	1338	72.4%
3	Casual partner known to me before having sex	178	9.6%
4	Stranger	45	2.4%
5	Teacher / official in my school	2	0.1%

File : AHRI.DREAMS.MultiLevel.SexualRelatSelFilled.2018.v2

srs_firstsexwho: When you had sex for the first time, even if it was not your choice, with whom d

Value	Label	Cases	Percentage
6	My employer	3	0.2%
7	A family member	7	0.4%
8	Neighbour	50	2.7%
9	Raped	4	0.2%
10	Someone else	70	3.8%
98	I can't remember	91	4.9%
Sysmiss		2573	

Warning: these figures indicate the number of cases found in the data file. They cannot be interpreted as summary statistics of the population of interest.

srs_firstsex_gift_fem: The first time you had sex, were you given gifts or money by your sexual partner

Information	[Type= discrete] [Format=numeric] [Range= 1-4] [Missing=*]
Statistics [NW/ W]	[Valid=522 /-] [Invalid=3898 /-]

Value	Label	Cases	Percentage
1	I was given gifts before or after having sex	52	10.0%
2	I was given money before or after having sex	44	8.4%
3	I was given both gifts and money before or after having sex	50	9.6%
4	I have not been given gifts or money	376	72.0%
Sysmiss		3898	

Warning: these figures indicate the number of cases found in the data file. They cannot be interpreted as summary statistics of the population of interest.

srs_firstsex_gift_mal: The first time you had sex, did you give gifts or money to your sexual partner?

Information	[Type= discrete] [Format=numeric] [Range= 1-4] [Missing=*]
Statistics [NW/ W]	[Valid=1399 /-] [Invalid=3021 /-]

Value	Label	Cases	Percentage
1	I was given gifts before or after having sex	74	5.3%
2	I was given money before or after having sex	27	1.9%
3	I was given both gifts and money before or after having sex	17	1.2%
4	I have not been given gifts or money	1281	91.6%
Sysmiss		3021	

Warning: these figures indicate the number of cases found in the data file. They cannot be interpreted as summary statistics of the population of interest.

srs_firstsex_preg: When you first had sex, what did you or your partner do to protect you against p

Information	[Type= discrete] [Format=numeric] [Range= 1-98] [Missing=*]
Statistics [NW/ W]	[Valid=1877 /-] [Invalid=2543 /-]

Value	Label	Cases	Percentage
1	None	857	45.7%
2	Rhythm method	4	0.2%
3	Withdrawal: Pulled penis out before ejaculation	107	5.7%
4	Put a male condom on just before ejaculation	420	22.4%
5	Used a male condom throughout	352	18.8%
6	Female condom	36	1.9%
7	On the pill (female)	11	0.6%
8	Using an injectable contraceptive (female)	4	0.2%
9	IUD	1	0.1%

File : AHRI.DREAMS.MultiLevel.SexualRelatSelFilled.2018.v2

srs_firstsex_preg: When you first had sex, what did you or your partner do to protect you against p

Value	Label	Cases	Percentage
10	Implants	6	0.3%
11	We used traditional herbs	3	0.2%
98	Don't know	76	4.0%
Sysmiss		2543	

Warning: these figures indicate the number of cases found in the data file. They cannot be interpreted as summary statistics of the population of interest.

srs_firstsex_hiv: When you first had sex, did you or your partner do anything to protect you again

Information	[Type= discrete] [Format=numeric] [Range= 1-96] [Missing=*]
Statistics [NW/ W]	[Valid=1890 /-] [Invalid=2530 /-]

Value	Label	Cases	Percentage
1	Used a condom	960	50.8%
2	No	910	48.1%
3	Spermicides / vaginal cream or foam	15	0.8%
96	Other specify	5	0.3%
Sysmiss		2530	

Warning: these figures indicate the number of cases found in the data file. They cannot be interpreted as summary statistics of the population of interest.

srs_firstsex_hivoth: Please specify other method of protection against HIV

Information	[Type= discrete] [Format=character] [Missing=*]
Statistics [NW/ W]	[Valid=5 /-] [Invalid=0 /-]

srs_firstsex_knwstatus: Did you know the HIV status of your first partner at the time when you first had

Information	[Type= discrete] [Format=numeric] [Range= 0-98] [Missing=*]
Statistics [NW/ W]	[Valid=1890 /-] [Invalid=2530 /-]

Value	Label	Cases	Percentage
0	No, I have never had it	0	
1	Yes	575	30.4%
2	No	1210	64.0%
3	Yes, but not sure about the exact age	0	
90	I am not sure	0	
93	Prefer not to answer	31	1.6%
95	Not had sex with this partner in the last 4 weeks	0	
97	N/A	0	
98	Don't know	74	3.9%
Sysmiss		2530	

Warning: these figures indicate the number of cases found in the data file. They cannot be interpreted as summary statistics of the population of interest.

srs_firstsex_statusis: What was the HIV status of your first partner at the time when you first had sex

Information	[Type= discrete] [Format=numeric] [Range= 0-93] [Missing=*]
Statistics [NW/ W]	[Valid=574 /-] [Invalid=3846 /-]

Value	Label	Cases	Percentage
0	Partner is Negative	504	87.8%
1	Partner is Positive	14	2.4%
93	Prefer not to answer	56	9.8%
Sysmiss		3846	

File : AHRI.DREAMS.MultiLevel.SexualRelatSelfFilled.2018.v2

srs_firstsex_statusis: What was the HIV status of your first partner at the time when you first had sex

Warning: these figures indicate the number of cases found in the data file. They cannot be interpreted as summary statistics of the population of interest.

srs_firstsex_useart: Did you know if your first partner was taking ART at the time when you first had

Information [Type= discrete] [Format=numeric] [Range= 0-98] [Missing=*]

Statistics [NW/ W] [Valid=11 /-] [Invalid=4409 /-]

Value	Label	Cases	Percentage
0	No, I have never had it	0	
1	Yes	7	63.6%
2	No	2	18.2%
3	Yes, but not sure about the exact age	0	
90	I am not sure	0	
93	Prefer not to answer	0	
95	Not had sex with this partner in the last 4 weeks	0	
97	N/A	0	
98	Don't know	2	18.2%
Sysmiss		4409	

Warning: these figures indicate the number of cases found in the data file. They cannot be interpreted as summary statistics of the population of interest.

srs_share_partnagfirstsex: Are you willing to share how old was the person you first had sex with, even if

Information [Type= discrete] [Format=numeric] [Range= 0-98] [Missing=*]

Statistics [NW/ W] [Valid=1889 /-] [Invalid=2531 /-]

Value	Label	Cases	Percentage
0	No, I have never had it	0	
1	Yes	580	30.7%
2	No	784	41.5%
3	Yes, but not sure about the exact age	360	19.1%
90	I am not sure	0	
93	Prefer not to answer	165	8.7%
95	Not had sex with this partner in the last 4 weeks	0	
97	N/A	0	
98	Don't know	0	
Sysmiss		2531	

Warning: these figures indicate the number of cases found in the data file. They cannot be interpreted as summary statistics of the population of interest.

srs_partnagfirstsex: How old was the person you first had sex with, even if it was forced or not your

Information [Type= discrete] [Format=character] [Missing=*]

Statistics [NW/ W] [Valid=580 /-] [Invalid=0 /-]

srs_firstestmage: Was this person:

Information [Type= discrete] [Format=numeric] [Range= 0-2] [Missing=*]

Statistics [NW/ W] [Valid=360 /-] [Invalid=4060 /-]

Value	Label	Cases	Percentage
0	Older	81	22.5%
1	Younger	86	23.9%
2	Same age	193	53.6%
Sysmiss		4060	

File : AHRI.DREAMS.MultiLevel.SexualRelatSelfFilled.2018.v2

srs_firstestimage: Was this person:

Warning: these figures indicate the number of cases found in the data file. They cannot be interpreted as summary statistics of the population of interest.

srs_firstestmyears: How many years younger/older?

Information [Type= discrete] [Format=numeric] [Range= 1-4] [Missing=*]

Statistics [NW/ W] [Valid=167 /-] [Invalid=4253 /-]

Value	Label	Cases	Percentage
1	1-2 years	56	33.5%
2	3-4 years	53	31.7%
3	5-10 years	31	18.6%
4	10+ years	27	16.2%
Sysmiss		4253	

Warning: these figures indicate the number of cases found in the data file. They cannot be interpreted as summary statistics of the population of interest.

srs_share_agesecndsex: Are you willing to share how old you were when you first had sex with your secon

Information [Type= discrete] [Format=numeric] [Range= 0-98] [Missing=*]

Statistics [NW/ W] [Valid=1890 /-] [Invalid=2530 /-]

Value	Label	Cases	Percentage
0	No, I have never had it	319	16.9%
1	Yes	639	33.8%
2	No	746	39.5%
3	Yes, but not sure about the exact age	0	
90	I am not sure	0	
93	Prefer not to answer	186	9.8%
95	Not had sex with this partner in the last 4 weeks	0	
97	N/A	0	
98	Don't know	0	
Sysmiss		2530	

Warning: these figures indicate the number of cases found in the data file. They cannot be interpreted as summary statistics of the population of interest.

srs_agesecndsex: How old were you the first time you had sex with your second sexual partner? If

Information [Type= discrete] [Format=character] [Missing=*]

Statistics [NW/ W] [Valid=639 /-] [Invalid=0 /-]

srs_sharelife_numsexpartn: Are you willing to share the number of different people have you had sex with in

Information [Type= discrete] [Format=numeric] [Range= 0-98] [Missing=*]

Statistics [NW/ W] [Valid=1890 /-] [Invalid=2530 /-]

Value	Label	Cases	Percentage
0	No, I have never had it	0	
1	Yes	702	37.1%
2	No	979	51.8%
3	Yes, but not sure about the exact age	0	
90	I am not sure	0	
93	Prefer not to answer	209	11.1%
95	Not had sex with this partner in the last 4 weeks	0	
97	N/A	0	
98	Don't know	0	

File : AHRI.DREAMS.MultiLevel.SexualRelatSelFilled.2018.v2

srs_sharelife_numsexpartn: Are you willing to share the number of different people have you had sex with in

Value	Label	Cases	Percentage
Sysmiss		2530	

Warning: these figures indicate the number of cases found in the data file. They cannot be interpreted as summary statistics of the population of interest.

srs_life_numsexpartn: How many different people have you had sex with in your lifetime (including your

Information	[Type= discrete] [Format=character] [Missing=*]
Statistics [NW/ W]	[Valid=701 /-] [Invalid=0 /-]

srs_share12mth_numsexpartn: Are you willing to share the number of different people have you had sex with in

Information	[Type= discrete] [Format=numeric] [Range= 0-98] [Missing=*]
Statistics [NW/ W]	[Valid=1889 /-] [Invalid=2531 /-]

Value	Label	Cases	Percentage
0	No, I have never had it	0	
1	Yes	662	35.0%
2	No	980	51.9%
3	Yes, but not sure about the exact age	0	
90	I am not sure	0	
93	Prefer not to answer	142	7.5%
95	Not had sex with this partner in the last 4 weeks	105	5.6%
97	N/A	0	
98	Don't know	0	
Sysmiss		2531	

Warning: these figures indicate the number of cases found in the data file. They cannot be interpreted as summary statistics of the population of interest.

srs_12mth_numsexpartn: How many people have you had sex with in the past 12 months (including your husb

Information	[Type= discrete] [Format=character] [Missing=*]
Statistics [NW/ W]	[Valid=662 /-] [Invalid=0 /-]

srs_12mth_newsexpartn: Of the number of partners you had in the last 12 months, how many of these partn

Information	[Type= discrete] [Format=character] [Missing=*]
Statistics [NW/ W]	[Valid=589 /-] [Invalid=0 /-]

srs_share_numsexrelat: Sometimes people have more than one sexual relationship at the same time.

Information	[Type= discrete] [Format=numeric] [Range= 0-98] [Missing=*]
Statistics [NW/ W]	[Valid=1887 /-] [Invalid=2533 /-]

Value	Label	Cases	Percentage
0	No, I have never had it	0	
1	Yes	675	35.8%
2	No	1048	55.5%
3	Yes, but not sure about the exact age	0	
90	I am not sure	0	
93	Prefer not to answer	164	8.7%
95	Not had sex with this partner in the last 4 weeks	0	
97	N/A	0	
98	Don't know	0	
Sysmiss		2533	

File : AHRI.DREAMS.MultiLevel.SexualRelatSelFilled.2018.v2

srs_share_numsexrelat: Sometimes people have more than one sexual relationship at the same time.

Warning: these figures indicate the number of cases found in the data file. They cannot be interpreted as summary statistics of the population of interest.

srs_numsexrelat: How many sexual relationships are you in at the moment (if you do not know, plea




Information [Type= discrete] [Format=character] [Missing=*]

Statistics [NW/ W] [Valid=675 /-] [Invalid=0 /-]

srs_transsex_women: In the past 12 months, have you ever had sex with anyone (for a short period of

Information [Type= discrete] [Format=numeric] [Range= 0-98] [Missing=*]

Statistics [NW/ W] [Valid=522 /-] [Invalid=3898 /-]





Value	Label	Cases	Percentage
0	No, I have never had it	0	
1	Yes	40	 7.7%
2	No	458	 87.7%
3	Yes, but not sure about the exact age	0	
90	I am not sure	0	
93	Prefer not to answer	24	 4.6%
95	Not had sex with this partner in the last 4 weeks	0	
97	N/A	0	
98	Don't know	0	
Sysmiss		3898	

Warning: these figures indicate the number of cases found in the data file. They cannot be interpreted as summary statistics of the population of interest.

srs_share_transsex: Are you willing to share with how many different people have you become sexually

Information [Type= discrete] [Format=numeric] [Range= 0-98] [Missing=*]

Statistics [NW/ W] [Valid=1890 /-] [Invalid=2530 /-]

Value	Label	Cases	Percentage
0	No, I have never had it	948	 50.2%
1	Yes	281	 14.9%
2	No	507	 26.8%
3	Yes, but not sure about the exact age	0	
90	I am not sure	0	
93	Prefer not to answer	154	 8.1%
95	Not had sex with this partner in the last 4 weeks	0	
97	N/A	0	
98	Don't know	0	
Sysmiss		2530	

Warning: these figures indicate the number of cases found in the data file. They cannot be interpreted as summary statistics of the population of interest.

srs_transsex_num: In the past 12 months how many different people have you become sexually involve

Information [Type= discrete] [Format=character] [Missing=*]

Statistics [NW/ W] [Valid=281 /-] [Invalid=0 /-]

srs_sexworker: Some people have sex with other people for a living; would you consider yourself

Information [Type= discrete] [Format=numeric] [Range= 0-98] [Missing=*]

Statistics [NW/ W] [Valid=522 /-] [Invalid=3898 /-]

File : AHRI.DREAMS.MultiLevel.SexualRelatSelfFilled.2018.v2

srs_sexworker: Some people have sex with other people for a living; would you consider yourself

Value	Label	Cases	Percentage
0	No, I have never had it	0	
1	Yes	27	5.2%
2	No	482	92.3%
3	Yes, but not sure about the exact age	0	
90	I am not sure	0	
93	Prefer not to answer	13	2.5%
95	Not had sex with this partner in the last 4 weeks	0	
97	N/A	0	
98	Don't know	0	
Sysmiss		3898	

Warning: these figures indicate the number of cases found in the data file. They cannot be interpreted as summary statistics of the population of interest.

# srs_transsex_men: In the past 12 months have you provided a woman who is not a sex worker with hel			
Information	[Type= discrete] [Format=numeric] [Range= 0-98] [Missing=*]		
Statistics [NW/ W]	[Valid=1354 /-] [Invalid=3066 /-]		
Value	Label	Cases	Percentage
0	No, I have never had it	0	
1	Yes	151	<div><div></div></div> 11.2%
2	No	1162	<div><div></div></div> 85.8%
3	Yes, but not sure about the exact age	0	
90	I am not sure	0	
93	Prefer not to answer	41	<div><div></div></div> 3.0%
95	Not had sex with this partner in the last 4 weeks	0	
97	N/A	0	
98	Don't know	0	
Sysmiss		3066	
Warning: these figures indicate the number of cases found in the data file. They cannot be interpreted as summary statistics of the population of interest.			
# srs_usecondom3months: Have you used a condom during sex in the past 3 months?			
Information	[Type= discrete] [Format=numeric] [Range= 0-98] [Missing=*]		
Statistics [NW/ W]	[Valid=1889 /-] [Invalid=2531 /-]		
Value	Label	Cases	Percentage
0	No, I have never had it	225	<div><div></div></div> 11.9%
1	Yes	1101	<div><div></div></div> 58.3%
2	No	511	<div><div></div></div> 27.1%
3	Yes, but not sure about the exact age	0	
90	I am not sure	0	
93	Prefer not to answer	52	<div><div></div></div> 2.8%
95	Not had sex with this partner in the last 4 weeks	0	
97	N/A	0	
98	Don't know	0	
Sysmiss		2531	
Warning: these figures indicate the number of cases found in the data file. They cannot be interpreted as summary statistics of the population of interest.			
# srs_usecondomlasttime: Did you use a condom the LAST time you had sex (whether it was forced or agreed)			
Information	[Type= discrete] [Format=numeric] [Range= 0-98] [Missing=*]		
Statistics [NW/ W]	[Valid=1889 /-] [Invalid=2531 /-]		
Value	Label	Cases	Percentage
0	No, I have never had it	0	
1	Yes	1041	<div><div></div></div> 55.1%
2	No	787	<div><div></div></div> 41.7%
3	Yes, but not sure about the exact age	0	
90	I am not sure	0	
93	Prefer not to answer	61	<div><div></div></div> 3.2%
95	Not had sex with this partner in the last 4 weeks	0	
97	N/A	0	
98	Don't know	0	
Sysmiss		2531	
Warning: these figures indicate the number of cases found in the data file. They cannot be interpreted as summary statistics of the population of interest.			

# srs_condomless_1month: Have you had any sex without a condom in the last month? (condom less sex)			
Information	[Type= discrete] [Format=numeric] [Range= 0-98] [Missing=*]		
Statistics [NW/ W]	[Valid=1889 /-] [Invalid=2531 /-]		
Value	Label	Cases	Percentage
0	No, I have never had it	0	
1	Yes	829	<div><div></div></div> 43.9%
2	No	1011	<div><div></div></div> 53.5%
3	Yes, but not sure about the exact age	0	
90	I am not sure	0	
93	Prefer not to answer	49	<div><div></div></div> 2.6%
95	Not had sex with this partner in the last 4 weeks	0	
97	N/A	0	
98	Don't know	0	
Sysmiss		2531	
Warning: these figures indicate the number of cases found in the data file. They cannot be interpreted as summary statistics of the population of interest.			
# srs_condomless12months: Have you had any sex without a condom in the last 12 months? (condom less sex)			
Information	[Type= discrete] [Format=numeric] [Range= 0-98] [Missing=*]		
Statistics [NW/ W]	[Valid=1012 /-] [Invalid=3408 /-]		
Value	Label	Cases	Percentage
0	No, I have never had it	0	
1	Yes	277	<div><div></div></div> 27.4%
2	No	714	<div><div></div></div> 70.6%
3	Yes, but not sure about the exact age	0	
90	I am not sure	0	
93	Prefer not to answer	21	<div><div></div></div> 2.1%
95	Not had sex with this partner in the last 4 weeks	0	
97	N/A	0	
98	Don't know	0	
Sysmiss		3408	
Warning: these figures indicate the number of cases found in the data file. They cannot be interpreted as summary statistics of the population of interest.			
# srs_recnt1_sexin12mths: Have you had sex with this person in the past 12 months? Most recent partner			
Information	[Type= discrete] [Format=numeric] [Range= 0-98] [Missing=*]		
Statistics [NW/ W]	[Valid=651 /-] [Invalid=3769 /-]		
Value	Label	Cases	Percentage
0	No, I have never had it	0	
1	Yes	536	<div><div></div></div> 82.3%
2	No	85	<div><div></div></div> 13.1%
3	Yes, but not sure about the exact age	0	
90	I am not sure	0	
93	Prefer not to answer	27	<div><div></div></div> 4.1%
95	Not had sex with this partner in the last 4 weeks	0	
97	N/A	0	
98	Don't know	3	<div><div></div></div> 0.5%
Sysmiss		3769	
Warning: these figures indicate the number of cases found in the data file. They cannot be interpreted as summary statistics of the population of interest.			

# srs_recnt1_relationship: When you last had sex with this person, what was your relationship to that perso			
Information	[Type= discrete] [Format=numeric] [Range= 1-93] [Missing=*]		
Statistics [NW/ W]	[Valid=536 -/] [Invalid=3884 -/]		
Value	Label	Cases	Percentage
1	We were married, or in a civil partnership, or living together as a couple	31	<div><div></div></div> 5.8%
2	We were in a steady relationship	464	<div><div></div></div> 86.6%
3	We had previously been married or in a civil partnership, or living together as a couple, but were not at that time	2	<div><div></div></div> 0.4%
4	We had previously been in a steady relationship, but were not at that time	13	<div><div></div></div> 2.4%
5	We had known each other before, but were not in a steady relationship at that time	5	<div><div></div></div> 0.9%
6	We did not know each other at that time	6	<div><div></div></div> 1.1%
93	Prefer not to answer	15	<div><div></div></div> 2.8%
Sysmiss		3884	
Warning: these figures indicate the number of cases found in the data file. They cannot be interpreted as summary statistics of the population of interest.			
# srs_recnt1_currelation: What is your current relationship status with [name]? Most recent partner			
Information	[Type= discrete] [Format=numeric] [Range= 1-98] [Missing=*]		
Statistics [NW/ W]	[Valid=536 -/] [Invalid=3884 -/]		
Value	Label	Cases	Percentage
1	We are still in a relationship and will have sex again	444	<div><div></div></div> 82.8%
2	Our relationship is not continuing but we might have sex again	41	<div><div></div></div> 7.6%
3	Our relationship has completely ended	31	<div><div></div></div> 5.8%
93	Prefer not to answer	7	<div><div></div></div> 1.3%
98	Don't know	13	<div><div></div></div> 2.4%
Sysmiss		3884	
Warning: these figures indicate the number of cases found in the data file. They cannot be interpreted as summary statistics of the population of interest.			
# srs_recnt1_partnwork: What are the main kinds of work/activities [name] does/has done over the last 12			
Information	[Type= discrete] [Format=numeric] [Range= 1-98] [Missing=*]		
Statistics [NW/ W]	[Valid=536 -/] [Invalid=3884 -/]		
Value	Label	Cases	Percentage
1	Full-time employment	125	<div><div></div></div> 23.3%
2	No, Not employed	195	<div><div></div></div> 36.4%
3	Part-time employment	84	<div><div></div></div> 15.7%
4	Studying	124	<div><div></div></div> 23.1%
93	Prefer not to answer	0	
98	Don't know	8	<div><div></div></div> 1.5%
Sysmiss		3884	
Warning: these figures indicate the number of cases found in the data file. They cannot be interpreted as summary statistics of the population of interest.			
# srs_recnt1_highlevledu: What was the highest level of education of [name]? Most recent partner			
Information	[Type= discrete] [Format=numeric] [Range= 0-98] [Missing=*]		
Statistics [NW/ W]	[Valid=534 -/] [Invalid=3886 -/]		
Value	Label	Cases	Percentage
0	None	6	<div><div></div></div> 1.1%
1	Some primary	22	<div><div></div></div> 4.1%

# srs_recnt1_highlevledu: What was the highest level of education of [name]? Most recent partner			
Value	Label	Cases	Percentage
2	Some secondary	158	<div><div></div></div> 29.6%
3	Completed secondary/matrikulated	257	<div><div></div></div> 48.1%
4	Certificate	11	<div><div></div></div> 2.1%
5	Diploma	22	<div><div></div></div> 4.1%
6	Bachelors degree	25	<div><div></div></div> 4.7%
7	Bachelors + Diploma	1	<div><div></div></div> 0.2%
8	Honours	2	<div><div></div></div> 0.4%
93	Prefer not to answer	3	<div><div></div></div> 0.6%
98	Don't know	27	<div><div></div></div> 5.1%
Sysmiss		3886	
Warning: these figures indicate the number of cases found in the data file. They cannot be interpreted as summary statistics of the population of interest.			
# srs_recnt1_sharetimeago: Are you willing to share long ago did you first have sex with this person? Most			
Information	[Type= discrete] [Format=numeric] [Range= 0-98] [Missing=*]		
Statistics [NW/ W]	[Valid=536 -/] [Invalid=3884 -/]		
Value	Label	Cases	Percentage
0	No, I have never had it	0	
1	Yes	328	<div><div></div></div> 61.2%
2	No	175	<div><div></div></div> 32.6%
3	Yes, but not sure about the exact age	0	
90	I am not sure	0	
93	Prefer not to answer	25	<div><div></div></div> 4.7%
95	Not had sex with this partner in the last 4 weeks	0	
97	N/A	0	
98	Don't know	8	<div><div></div></div> 1.5%
Sysmiss		3884	
Warning: these figures indicate the number of cases found in the data file. They cannot be interpreted as summary statistics of the population of interest.			
# srs_recnt1_timeago: How long ago did you first have sex with this person (if you do not know, please			
Information	[Type= discrete] [Format=character] [Missing=*]		
Statistics [NW/ W]	[Valid=328 -/] [Invalid=0 -/]		
# srs_recnt1_timeagounit: Is value in. Most recent partner			
Information	[Type= discrete] [Format=numeric] [Range= 1-4] [Missing=*]		
Statistics [NW/ W]	[Valid=328 -/] [Invalid=4092 -/]		
Value	Label	Cases	Percentage
1	Days	11	<div><div></div></div> 3.4%
2	Weeks	9	<div><div></div></div> 2.7%
3	Months	63	<div><div></div></div> 19.2%
4	Years	245	<div><div></div></div> 74.7%
Sysmiss		4092	
Warning: these figures indicate the number of cases found in the data file. They cannot be interpreted as summary statistics of the population of interest.			
# srs_recnt1_sharelasttime: Are you willing to share when was the last time you had sex with this person? Mo			
Information	[Type= discrete] [Format=numeric] [Range= 0-98] [Missing=*]		
Statistics [NW/ W]	[Valid=536 -/] [Invalid=3884 -/]		

# srs_recnt1_sharelasttime: Are you willing to share when was the last time you had sex with this person? Mo			
Value	Label	Cases	Percentage
0	No, I have never had it	0	
1	Yes	384	<div></div> 71.6%
2	No	124	<div></div> 23.1%
3	Yes, but not sure about the exact age	0	
90	I am not sure	0	
93	Prefer not to answer	15	<div></div> 2.8%
95	Not had sex with this partner in the last 4 weeks	0	
97	N/A	0	
98	Don't know	13	<div></div> 2.4%
Sysmiss		3884	
Warning: these figures indicate the number of cases found in the data file. They cannot be interpreted as summary statistics of the population of interest.			
# srs_recnt1_lasttime: When was the last time you had sex with this person (if you do not know, please			
Information	[Type= discrete] [Format=character] [Missing=*]		
Statistics [NW/ W]	[Valid=383 /-] [Invalid=0 /-]		
# srs_recnt1_lasttimeunit: Is value in. Most recent partner			
Information	[Type= discrete] [Format=numeric] [Range= 1-4] [Missing=*]		
Statistics [NW/ W]	[Valid=384 /-] [Invalid=4036 /-]		
Value	Label	Cases	Percentage
1	Days	123	<div></div> 32.0%
2	Weeks	93	<div></div> 24.2%
3	Months	152	<div></div> 39.6%
4	Years	16	<div></div> 4.2%
Sysmiss		4036	
Warning: these figures indicate the number of cases found in the data file. They cannot be interpreted as summary statistics of the population of interest.			
# srs_recnt1_shareage: Are you willing to share the age of this person? Most recent partner			
Information	[Type= discrete] [Format=numeric] [Range= 0-98] [Missing=*]		
Statistics [NW/ W]	[Valid=536 /-] [Invalid=3884 /-]		
Value	Label	Cases	Percentage
0	No, I have never had it	0	
1	Yes	426	<div></div> 79.5%
2	No	73	<div></div> 13.6%
3	Yes, but not sure about the exact age	0	
90	I am not sure	0	
93	Prefer not to answer	15	<div></div> 2.8%
95	Not had sex with this partner in the last 4 weeks	0	
97	N/A	0	
98	Don't know	22	<div></div> 4.1%
Sysmiss		3884	
Warning: these figures indicate the number of cases found in the data file. They cannot be interpreted as summary statistics of the population of interest.			
# srs_recnt1_personage: How old is this person (if you do not know, please make your best guess)? [in ye			
Information	[Type= discrete] [Format=character] [Missing=*]		
Statistics [NW/ W]	[Valid=426 /-] [Invalid=0 /-]		

# srs_recnt1_hhmember: Is this person a member of this household? Most recent partner			
Information	[Type= discrete] [Format=numeric] [Range= 0-98] [Missing=*]		
Statistics [NW/ W]	[Valid=536 /-] [Invalid=3884 /-]		
Value	Label	Cases	Percentage
0	No, I have never had it	0	
1	Yes	29	5.4%
2	No	504	94.0%
3	Yes, but not sure about the exact age	0	
90	I am not sure	0	
93	Prefer not to answer	1	0.2%
95	Not had sex with this partner in the last 4 weeks	0	
97	N/A	0	
98	Don't know	2	0.4%
Sysmiss		3884	
Warning: these figures indicate the number of cases found in the data file. They cannot be interpreted as summary statistics of the population of interest.			
# srs_recnt1_personreside: Where does this person normally reside? Most recent partner			
Information	[Type= discrete] [Format=numeric] [Range= 1-98] [Missing=*]		
Statistics [NW/ W]	[Valid=536 /-] [Invalid=3884 /-]		
Value	Label	Cases	Percentage
1	Same house	39	7.3%
2	Same community	196	36.6%
3	Outside the district, but in the Mpukunyoni area	162	30.2%
4	Outside the Mpukunyoni area but in Hlabisa District	38	7.1%
5	Outside the Hlabisa District but inside KwaZulu-Natal	76	14.2%
6	Outside of KwaZulu-Natal	20	3.7%
93	Prefer not to answer	4	0.7%
98	Don't know	1	0.2%
Sysmiss		3884	
Warning: these figures indicate the number of cases found in the data file. They cannot be interpreted as summary statistics of the population of interest.			
# srs_recnt1_isigodi: In which Isigodi does this person normally reside? Most recent partner			
Information	[Type= discrete] [Format=numeric] [Range= 1-98] [Missing=*]		
Statistics [NW/ W]	[Valid=161 /-] [Invalid=4259 /-]		
Value	Label	Cases	Percentage
1	Ebaswazini	5	3.1%
2	Esiyembeni	3	1.9%
3	Gunjaneni	7	4.3%
4	Kwahoho	3	1.9%
5	KwaMsane township	16	9.9%
6	KwaMsane reserve	9	5.6%
10	Macambini	2	1.2%
11	Machibini	12	7.5%
12	Mahunjini	3	1.9%
13	Mapheleni	1	0.6%
14	Mshaya	3	1.9%
15	Myeki	4	2.5%

# srs_recnt1_isigodi: In which Isigodi does this person normally reside? Most recent partner			
Value	Label	Cases	Percentage
16	Nkolokotho	7	4.3%
17	Nkombose	3	1.9%
18	Nomathiya	7	4.3%
19	Nqopheni	6	3.7%
20	Ogeengele	4	2.5%
21	Ophaphasi	1	0.6%
22	Makhambane	1	0.6%
23	Nsolweni	2	1.2%
24	Ophondweni	6	3.7%
25	Madwaleni	3	1.9%
26	Mfekayi	12	7.5%
27	Mvutshini	1	0.6%
28	Nkundusi	0	
29	Qakwini	1	0.6%
30	Shikishela	7	4.3%
31	Nompondo	0	
93	Prefer not to answer	0	
96	Other	32	19.9%
98	Don't know	0	
Sysmiss		4259	
Warning: these figures indicate the number of cases found in the data file. They cannot be interpreted as summary statistics of the population of interest.			
# srs_recnt1_lastconduse: Did you use a condom the last time you had sex with this person? Most recent par			
Information		[Type= discrete] [Format=numeric] [Range= 0-98] [Missing=*]	
Statistics [NW/ W]		[Valid=536 /-] [Invalid=3884 /-]	
Value	Label	Cases	Percentage
0	No, I have never had it	0	
1	Yes	291	54.3%
2	No	243	45.3%
3	Yes, but not sure about the exact age	0	
90	I am not sure	0	
93	Prefer not to answer	2	0.4%
95	Not had sex with this partner in the last 4 weeks	0	
97	N/A	0	
98	Don't know	0	
Sysmiss		3884	
Warning: these figures indicate the number of cases found in the data file. They cannot be interpreted as summary statistics of the population of interest.			
# srs_recnt1_buylastcondom: If yes, who brought the condom the last time you had sex with [name]? Most recen			
Information		[Type= discrete] [Format=numeric] [Range= 1-98] [Missing=*]	
Statistics [NW/ W]		[Valid=287 /-] [Invalid=4133 /-]	
Value	Label	Cases	Percentage
1	Respondent	198	69.0%
2	Partner	81	28.2%
93	Prefer not to answer	6	2.1%
98	Don't remember	2	0.7%

# srs_recnt1_buylastcondom: If yes, who brought the condom the last time you had sex with [name]? Most recent			
Value	Label	Cases	Percentage
Sysmiss		4133	
Warning: these figures indicate the number of cases found in the data file. They cannot be interpreted as summary statistics of the population of interest.			
# srs_recnt1_whylastcondom: If no, why did you or [name] NOT use a condom? (last sex) Most recent partner			
Information	[Type= discrete] [Format=numeric] [Range= 1-98] [Missing=*]		
Statistics [NW/ W]	[Valid=243 /-] [Invalid=4177 /-]		
Value	Label	Cases	Percentage
1	I don't like condoms/interfere with pleasure	45	<div><div></div></div> 18.5%
2	My partner does not like condoms/ interfere with pleasure	19	<div><div></div></div> 7.8%
3	We did not have a condom/condom not available/no money	40	<div><div></div></div> 16.5%
4	I have no control over condom use/I was afraid of violence if suggested condoms	1	<div><div></div></div> 0.4%
5	I trust my partner	90	<div><div></div></div> 37.0%
6	I know my partner is HIV negative	15	<div><div></div></div> 6.2%
7	I was too drunk/My partner was too drunk	1	<div><div></div></div> 0.4%
8	Because he is circumcised	2	<div><div></div></div> 0.8%
9	I/my partner is trying to have a baby	11	<div><div></div></div> 4.5%
10	Because I/my partner is taking ART	1	<div><div></div></div> 0.4%
11	Religious reasons	0	
93	Prefer not to answer	7	<div><div></div></div> 2.9%
98	Don't know	11	<div><div></div></div> 4.5%
Sysmiss		4177	
Warning: these figures indicate the number of cases found in the data file. They cannot be interpreted as summary statistics of the population of interest.			
# srs_recnt1_firstconduse: The first time you had sex with [name], did you/your partner use a male or female			
Information	[Type= discrete] [Format=numeric] [Range= 0-98] [Missing=*]		
Statistics [NW/ W]	[Valid=536 /-] [Invalid=3884 /-]		
Value	Label	Cases	Percentage
0	No, I have never had it	0	
1	Yes	299	<div><div></div></div> 55.8%
2	No	220	<div><div></div></div> 41.0%
3	Yes, but not sure about the exact age	0	
90	I am not sure	0	
93	Prefer not to answer	12	<div><div></div></div> 2.2%
95	Not had sex with this partner in the last 4 weeks	0	
97	N/A	0	
98	Don't know	5	<div><div></div></div> 0.9%
Sysmiss		3884	
Warning: these figures indicate the number of cases found in the data file. They cannot be interpreted as summary statistics of the population of interest.			
# srs_recnt1_buyfirstcondom: If yes, who brought the condom the first time you had sex with [name]? Most recent			
Information	[Type= discrete] [Format=numeric] [Range= 1-98] [Missing=*]		
Statistics [NW/ W]	[Valid=299 /-] [Invalid=4121 /-]		
Value	Label	Cases	Percentage
1	Respondent	206	<div><div></div></div> 68.9%
2	Partner	89	<div><div></div></div> 29.8%

# srs_recnt1_buyfirstcondom: If yes, who brought the condom the first time you had sex with [name]? Most rece			
Value	Label	Cases	Percentage
93	Prefer not to answer	2	0.7%
98	Don?t remember	2	0.7%
Sysmiss		4121	
Warning: these figures indicate the number of cases found in the data file. They cannot be interpreted as summary statistics of the population of interest.			
# srs_recnt1_whyfirstcondom: If no, why did you or [name] NOT use a condom? (first sex) Most recent partner			
Information	[Type= discrete] [Format=numeric] [Range= 1-98] [Missing=*]		
Statistics [NW/ W]	[Valid=220 /-] [Invalid=4200 /-]		
Value	Label	Cases	Percentage
1	I don?t like condoms/interfere with pleasure	39	17.7%
2	My partner does not like condoms/ interfere with pleasure	11	5.0%
3	We did not have a condom/condom not available/no money	78	35.5%
4	I have no control over condom use/I was afraid of violence if suggested condoms	4	1.8%
5	I trust my partner	53	24.1%
6	I know my partner is HIV negative	3	1.4%
7	I was too drunk/My partner was too drunk	3	1.4%
8	Because he is circumcised	5	2.3%
9	I/my partner is trying to have a baby	7	3.2%
10	Because I/my partner is taking ART	2	0.9%
11	Religious reasons	0	
93	Prefer not to answer	6	2.7%
98	Don't know	9	4.1%
Sysmiss		4200	
Warning: these figures indicate the number of cases found in the data file. They cannot be interpreted as summary statistics of the population of interest.			
# srs_recnt1_freqconduse: How often have you and [name] used male or female condoms? Most recent partner			
Information	[Type= discrete] [Format=numeric] [Range= 1-93] [Missing=*]		
Statistics [NW/ W]	[Valid=536 /-] [Invalid=3884 /-]		
Value	Label	Cases	Percentage
1	All of the time	186	34.7%
2	Sometimes	279	52.1%
3	Never	68	12.7%
93	Prefer not to answer	3	0.6%
Sysmiss		3884	
Warning: these figures indicate the number of cases found in the data file. They cannot be interpreted as summary statistics of the population of interest.			
# srs_recnt1_aclohbefore: Did you drink alcohol before the last time you had sex with [name]? Most recent			
Information	[Type= discrete] [Format=numeric] [Range= 0-98] [Missing=*]		
Statistics [NW/ W]	[Valid=536 /-] [Invalid=3884 /-]		
Value	Label	Cases	Percentage
0	No, I have never had it	0	
1	Yes	39	7.3%
2	No	490	91.4%
3	Yes, but not sure about the exact age	0	
90	I am not sure	0	

# srs_recnt1_aclohbefore: Did you drink alcohol before the last time you had sex with [name]? Most recent			
Value	Label	Cases	Percentage
93	Prefer not to answer	6	<div><div></div></div> 1.1%
95	Not had sex with this partner in the last 4 weeks	0	
97	N/A	0	
98	Don't know	1	<div><div></div></div> 0.2%
Sysmiss		3884	
Warning: these figures indicate the number of cases found in the data file. They cannot be interpreted as summary statistics of the population of interest.			
# srs_recnt1_giftlast: The last time you had sex with [name], did you give or were you given a gift in			
Information	[Type= discrete] [Format=numeric] [Range= 1-93] [Missing=*]		
Statistics [NW/ W]	[Valid=536 -/] [Invalid=3884 -/]		
Value	Label	Cases	Percentage
1	Yes, I received gift	24	<div><div></div></div> 4.5%
2	No, I did not give or receive gift	484	<div><div></div></div> 90.3%
3	Yes, I gave gift	14	<div><div></div></div> 2.6%
93	Prefer not to answer	14	<div><div></div></div> 2.6%
Sysmiss		3884	
Warning: these figures indicate the number of cases found in the data file. They cannot be interpreted as summary statistics of the population of interest.			
# srs_recnt1_moneylast: The last time you had sex with [name], did you give or were you given money in o			
Information	[Type= discrete] [Format=numeric] [Range= 1-93] [Missing=*]		
Statistics [NW/ W]	[Valid=535 -/] [Invalid=3885 -/]		
Value	Label	Cases	Percentage
1	Yes, I received money	13	<div><div></div></div> 2.4%
2	No, I did not give or receive money	492	<div><div></div></div> 92.0%
3	Yes, I gave money	21	<div><div></div></div> 3.9%
93	Prefer not to answer	9	<div><div></div></div> 1.7%
Sysmiss		3885	
Warning: these figures indicate the number of cases found in the data file. They cannot be interpreted as summary statistics of the population of interest.			
# srs_recnt1_sharenumsex4wks: Are you willing to share the number of times you had sex with this person over t			
Information	[Type= discrete] [Format=numeric] [Range= 0-98] [Missing=*]		
Statistics [NW/ W]	[Valid=535 -/] [Invalid=3885 -/]		
Value	Label	Cases	Percentage
0	No, I have never had it	0	
1	Yes	201	<div><div></div></div> 37.6%
2	No	0	
3	Yes, but not sure about the exact age	0	
90	I am not sure	0	
93	Prefer not to answer	117	<div><div></div></div> 21.9%
95	Not had sex with this partner in the last 4 weeks	217	<div><div></div></div> 40.6%
97	N/A	0	
98	Don't know	0	
Sysmiss		3885	
Warning: these figures indicate the number of cases found in the data file. They cannot be interpreted as summary statistics of the population of interest.			
# srs_recnt1_numsex4wks: Over the past four weeks, how many times have you had sex with this person? Most			
Information	[Type= discrete] [Format=character] [Missing=*]		








# srs_recnt1_numsex4wks: Over the past four weeks, how many times have you had sex with this person? Most			
Statistics [NW/ W]		[Valid=201 -/] [Invalid=0 -/]	
# srs_recnt1_knwpartnstatus: Do you know the HIV status of [name]? Most recent partner			
Information		[Type= discrete] [Format=numeric] [Range= 0-98] [Missing=*]	
Statistics [NW/ W]		[Valid=535 -/] [Invalid=3885 -/]	
Value	Label	Cases	Percentage
0	No, I have never had it	0	
1	Yes	344	<div><div></div></div> 64.3%
2	No	168	<div><div></div></div> 31.4%
3	Yes, but not sure about the exact age	0	
90	I am not sure	0	
93	Prefer not to answer	13	<div><div></div></div> 2.4%
95	Not had sex with this partner in the last 4 weeks	0	
97	N/A	0	
98	Don't know	10	<div><div></div></div> 1.9%
Sysmiss		3885	
Warning: these figures indicate the number of cases found in the data file. They cannot be interpreted as summary statistics of the population of interest.			
# srs_recnt1_partnstatus: What is the HIV status of [name]? Most recent partner			
Information		[Type= discrete] [Format=numeric] [Range= 0-93] [Missing=*]	
Statistics [NW/ W]		[Valid=344 -/] [Invalid=4076 -/]	
Value	Label	Cases	Percentage
0	Partner is Negative	283	<div><div></div></div> 82.3%
1	Partner is Positive	48	<div><div></div></div> 14.0%
93	Prefer not to answer	13	<div><div></div></div> 3.8%
Sysmiss		4076	
Warning: these figures indicate the number of cases found in the data file. They cannot be interpreted as summary statistics of the population of interest.			
# srs_recnt1_howknowstatus: How did you find out their HIV status? Most recent partner			
Information		[Type= discrete] [Format=numeric] [Range= 1-96] [Missing=*]	
Statistics [NW/ W]		[Valid=344 -/] [Invalid=4076 -/]	
Value	Label	Cases	Percentage
1	Partner told me	171	<div><div></div></div> 49.7%
2	We tested together	103	<div><div></div></div> 29.9%
3	I saw/heard about the results another way	52	<div><div></div></div> 15.1%
5	I just know	11	<div><div></div></div> 3.2%
93	I prefer not to answer	7	<div><div></div></div> 2.0%
96	Other	0	
Sysmiss		4076	
Warning: these figures indicate the number of cases found in the data file. They cannot be interpreted as summary statistics of the population of interest.			
# srs_recnt1_knowstat_oth: Please specify details on other way you find out about the person's HIV status?			
Information		[Type= discrete] [Format=character] [Missing=*]	
Statistics [NW/ W]		[Valid=0 -/] [Invalid=0 -/]	
# srs_recnt1_partn_onart: Do you know if [name]is taking ART? Most recent partner			
Information		[Type= discrete] [Format=numeric] [Range= 0-98] [Missing=*]	
Statistics [NW/ W]		[Valid=48 -/] [Invalid=4372 -/]	

# srs_recnt1_partn_onart: Do you know if [name]is taking ART? Most recent partner			
Value	Label	Cases	Percentage
0	No, I have never had it	0	
1	Yes	43	<div><div></div></div> 89.6%
2	No	5	<div><div></div></div> 10.4%
3	Yes, but not sure about the exact age	0	
90	I am not sure	0	
93	Prefer not to answer	0	
95	Not had sex with this partner in the last 4 weeks	0	
97	N/A	0	
98	Don't know	0	
Sysmiss		4372	
Warning: these figures indicate the number of cases found in the data file. They cannot be interpreted as summary statistics of the population of interest.			
# srs_recnt1_knowyourhivstat: Does this person know your current HIV status? Most recent partner			
Information	[Type= discrete] [Format=numeric] [Range= 0-98] [Missing=*]		
Statistics [NW/ W]	[Valid=535 /-] [Invalid=3885 /-]		
Value	Label	Cases	Percentage
0	No, I have never had it	0	
1	Yes	380	<div><div></div></div> 71.0%
2	No	142	<div><div></div></div> 26.5%
3	Yes, but not sure about the exact age	0	
90	I am not sure	0	
93	Prefer not to answer	10	<div><div></div></div> 1.9%
95	Not had sex with this partner in the last 4 weeks	0	
97	N/A	0	
98	Don't know	3	<div><div></div></div> 0.6%
Sysmiss		3885	
Warning: these figures indicate the number of cases found in the data file. They cannot be interpreted as summary statistics of the population of interest.			
# srs_recnt1_takeprep: During your relationship with [name] in the past year, did you take PrEP to prev			
Information	[Type= discrete] [Format=numeric] [Range= 0-98] [Missing=*]		
Statistics [NW/ W]	[Valid=535 /-] [Invalid=3885 /-]		
Value	Label	Cases	Percentage
0	No, I have never had it	0	
1	Yes	27	<div><div></div></div> 5.0%
2	No	476	<div><div></div></div> 89.0%
3	Yes, but not sure about the exact age	0	
90	I am not sure	0	
93	Prefer not to answer	9	<div><div></div></div> 1.7%
95	Not had sex with this partner in the last 4 weeks	0	
97	N/A	0	
98	Don't know	23	<div><div></div></div> 4.3%
Sysmiss		3885	
Warning: these figures indicate the number of cases found in the data file. They cannot be interpreted as summary statistics of the population of interest.			
# srs_recnt1_no_prepreas: Why did you decide not to take PrEP? Most recent partner			
Information	[Type= discrete] [Format=numeric] [Range= 1-96] [Missing=*]		

# srs_recnt1_no_prepreas: Why did you decide not to take PrEP? Most recent partner			
Statistics [NW/ W]		[Valid=475 /-] [Invalid=3945 /-]	
Value	Label	Cases	Percentage
1	I do not know about it	442	<div><div></div></div> 93.1%
2	I do not feel that I need it	17	<div><div></div></div> 3.6%
3	I am worried about its side effects or safety	6	<div><div></div></div> 1.3%
4	It is inconvenient to go through the process at the clinic	0	
93	I prefer not to answer	9	<div><div></div></div> 1.9%
96	Other	1	<div><div></div></div> 0.2%
Sysmiss		3945	
Warning: these figures indicate the number of cases found in the data file. They cannot be interpreted as summary statistics of the population of interest.			
# srs_recnt1_no_prepoth: Please specify other reason for not taking PREP. Most recent partner			
Information		[Type= discrete] [Format=character] [Missing=*]	
Statistics [NW/ W]		[Valid=1 /-] [Invalid=0 /-]	
Value	Label	Cases	Percentage
Because Im on art		1	<div><div></div></div> 100.0%
Warning: these figures indicate the number of cases found in the data file. They cannot be interpreted as summary statistics of the population of interest.			
# srs_recnt1_patnr_othsex: Over the past 12 months, during your relationships with X do you know or suspect			
Information		[Type= discrete] [Format=numeric] [Range= 1-98] [Missing=*]	
Statistics [NW/ W]		[Valid=535 /-] [Invalid=3885 /-]	
Value	Label	Cases	Percentage
1	Yes- I know with another spouse	11	<div><div></div></div> 2.1%
2	No, I know this partner did not have other partners	265	<div><div></div></div> 49.5%
3	Yes- I know with another partner or partners	38	<div><div></div></div> 7.1%
4	Yes- I believe there was another partner or partners	67	<div><div></div></div> 12.5%
93	Prefer not to answer	0	
98	Don't know	154	<div><div></div></div> 28.8%
Sysmiss		3885	
Warning: these figures indicate the number of cases found in the data file. They cannot be interpreted as summary statistics of the population of interest.			
# srs_recnt2_sexin12mths: Have you had sex with this person in the past 12 months? Second most recent part			
Information		[Type= discrete] [Format=numeric] [Range= 0-98] [Missing=*]	
Statistics [NW/ W]		[Valid=271 /-] [Invalid=4149 /-]	
Value	Label	Cases	Percentage
0	No, I have never had it	0	
1	Yes	155	<div><div></div></div> 57.2%
2	No	84	<div><div></div></div> 31.0%
3	Yes, but not sure about the exact age	0	
90	I am not sure	0	
93	Prefer not to answer	29	<div><div></div></div> 10.7%
95	Not had sex with this partner in the last 4 weeks	0	
97	N/A	0	
98	Don't know	3	<div><div></div></div> 1.1%
Sysmiss		4149	
Warning: these figures indicate the number of cases found in the data file. They cannot be interpreted as summary statistics of the population of interest.			

# srs_recnt2_relationship: When you last had sex with this person, what was your relationship to that perso			
Information	[Type= discrete] [Format=numeric] [Range= 1-93] [Missing=*]		
Statistics [NW/ W]	[Valid=155 /-] [Invalid=4265 /-]		
Value	Label	Cases	Percentage
1	We were married, or in a civil partnership, or living together as a couple	10	<div><div></div></div> 6.5%
2	We were in a steady relationship	115	<div><div></div></div> 74.2%
3	We had previously been married or in a civil partnership, or living together as a couple, but were not at that time	1	<div><div></div></div> 0.6%
4	We had previously been in a steady relationship, but were not at that time	19	<div><div></div></div> 12.3%
5	We had known each other before, but were not in a steady relationship at that time	5	<div><div></div></div> 3.2%
6	We did not know each other at that time	2	<div><div></div></div> 1.3%
93	Prefer not to answer	3	<div><div></div></div> 1.9%
Sysmiss		4265	
Warning: these figures indicate the number of cases found in the data file. They cannot be interpreted as summary statistics of the population of interest.			
# srs_recnt2_currelation: What is your current relationship status with [name]? Second most recent partne			
Information	[Type= discrete] [Format=numeric] [Range= 1-98] [Missing=*]		
Statistics [NW/ W]	[Valid=155 /-] [Invalid=4265 /-]		
Value	Label	Cases	Percentage
1	We are still in a relationship and will have sex again	91	<div><div></div></div> 58.7%
2	Our relationship is not continuing but we might have sex again	21	<div><div></div></div> 13.5%
3	Our relationship has completely ended	31	<div><div></div></div> 20.0%
93	Prefer not to answer	6	<div><div></div></div> 3.9%
98	Don't know	6	<div><div></div></div> 3.9%
Sysmiss		4265	
Warning: these figures indicate the number of cases found in the data file. They cannot be interpreted as summary statistics of the population of interest.			
# srs_recnt2_partnwork: What are the main kinds of work/activities [name] does/has done over the last 12			
Information	[Type= discrete] [Format=numeric] [Range= 1-98] [Missing=*]		
Statistics [NW/ W]	[Valid=155 /-] [Invalid=4265 /-]		
Value	Label	Cases	Percentage
1	Full-time employment	30	<div><div></div></div> 19.4%
2	No, Not employed	55	<div><div></div></div> 35.5%
3	Part-time employment	18	<div><div></div></div> 11.6%
4	Studying	45	<div><div></div></div> 29.0%
93	Prefer not to answer	0	
98	Don't know	7	<div><div></div></div> 4.5%
Sysmiss		4265	
Warning: these figures indicate the number of cases found in the data file. They cannot be interpreted as summary statistics of the population of interest.			
# srs_recnt2_highlevledu: What was the highest level of education of [name]? Second most recent partner			
Information	[Type= discrete] [Format=numeric] [Range= 0-98] [Missing=*]		
Statistics [NW/ W]	[Valid=155 /-] [Invalid=4265 /-]		
Value	Label	Cases	Percentage
0	None	5	<div><div></div></div> 3.2%
1	Some primary	6	<div><div></div></div> 3.9%





srs_recnt2_highlevledu: What was the highest level of education of [name]? Second most recent partner

Value	Label	Cases	Percentage
2	Some secondary	45	 29.0%
3	Completed secondary/matrikulated	66	 42.6%
4	Certificate	7	 4.5%
5	Diploma	5	 3.2%
6	Bachelors degree	4	 2.6%
7	Bachelors + Diploma	0	
8	Honours	0	
93	Prefer not to answer	2	 1.3%
98	Don't know	15	 9.7%
Sysmiss		4265	

Warning: these figures indicate the number of cases found in the data file. They cannot be interpreted as summary statistics of the population of interest.

srs_recnt2_sharetimeago: Are you willing to share long ago did you first have sex with this person? Secon

Information	[Type= discrete] [Format=numeric] [Range= 0-98] [Missing=*]
Statistics [NW/ W]	[Valid=155 /-] [Invalid=4265 /-]

Value	Label	Cases	Percentage
0	No, I have never had it	0	
1	Yes	78	 50.3%
2	No	65	 41.9%
3	Yes, but not sure about the exact age	0	
90	I am not sure	0	
93	Prefer not to answer	8	 5.2%
95	Not had sex with this partner in the last 4 weeks	0	
97	N/A	0	
98	Don't know	4	 2.6%
Sysmiss		4265	

Warning: these figures indicate the number of cases found in the data file. They cannot be interpreted as summary statistics of the population of interest.

srs_recnt2_timeago: How long ago did you first have sex with this person (if you do not know, please

Information	[Type= discrete] [Format=character] [Missing=*]
Statistics [NW/ W]	[Valid=78 /-] [Invalid=0 /-]

# srs_recnt2_timeagounit: Is value in. Second most recent partner			
Information	[Type= discrete] [Format=numeric] [Range= 1-4] [Missing=*]		
Statistics [NW/ W]	[Valid=78 /-] [Invalid=4342 /-]		
Value	Label	Cases	Percentage
1	Days	3	<div><div></div></div> 3.8%
2	Weeks	6	<div><div></div></div> 7.7%
3	Months	23	<div><div></div></div> 29.5%
4	Years	46	<div><div></div></div> 59.0%
Sysmiss		4342	
Warning: these figures indicate the number of cases found in the data file. They cannot be interpreted as summary statistics of the population of interest.			
# srs_recnt2_sharelasttime: Are you willing to share when was the last time you had sex with this person? Se			
Information	[Type= discrete] [Format=numeric] [Range= 0-98] [Missing=*]		
Statistics [NW/ W]	[Valid=155 /-] [Invalid=4265 /-]		
Value	Label	Cases	Percentage
0	No, I have never had it	0	
1	Yes	88	<div><div></div></div> 56.8%
2	No	53	<div><div></div></div> 34.2%
3	Yes, but not sure about the exact age	0	
90	I am not sure	0	
93	Prefer not to answer	8	<div><div></div></div> 5.2%
95	Not had sex with this partner in the last 4 weeks	0	
97	N/A	0	
98	Don't know	6	<div><div></div></div> 3.9%
Sysmiss		4265	
Warning: these figures indicate the number of cases found in the data file. They cannot be interpreted as summary statistics of the population of interest.			
# srs_recnt2_lasttime: When was the last time you had sex with this person (if you do not know, please			
Information	[Type= discrete] [Format=character] [Missing=*]		
Statistics [NW/ W]	[Valid=88 /-] [Invalid=0 /-]		
# srs_recnt2_lasttimeunit: Is value in. Second most recent partner			
Information	[Type= discrete] [Format=numeric] [Range= 1-4] [Missing=*]		
Statistics [NW/ W]	[Valid=88 /-] [Invalid=4332 /-]		
Value	Label	Cases	Percentage
1	Days	19	<div><div></div></div> 21.6%
2	Weeks	19	<div><div></div></div> 21.6%
3	Months	45	<div><div></div></div> 51.1%
4	Years	5	<div><div></div></div> 5.7%
Sysmiss		4332	
Warning: these figures indicate the number of cases found in the data file. They cannot be interpreted as summary statistics of the population of interest.			
# srs_recnt2_shareage: Are you willing to share the age of this person? Second most recent partner			
Information	[Type= discrete] [Format=numeric] [Range= 0-98] [Missing=*]		
Statistics [NW/ W]	[Valid=155 /-] [Invalid=4265 /-]		
Value	Label	Cases	Percentage
0	No, I have never had it	0	
1	Yes	107	<div><div></div></div> 69.0%

# srs_recnt2_shareage: Are you willing to share the age of this person? Second most recent partner			
Value	Label	Cases	Percentage
2	No	36	<div><div></div></div> 23.2%
3	Yes, but not sure about the exact age	0	
90	I am not sure	0	
93	Prefer not to answer	6	<div><div></div></div> 3.9%
95	Not had sex with this partner in the last 4 weeks	0	
97	N/A	0	
98	Don't know	6	<div><div></div></div> 3.9%
Sysmiss		4265	
Warning: these figures indicate the number of cases found in the data file. They cannot be interpreted as summary statistics of the population of interest.			
# srs_recnt2_personage: How old is this person (if you do not know, please make your best guess)? [in ye			
Information	[Type= discrete] [Format=character] [Missing=*]		
Statistics [NW/ W]	[Valid=107 /-] [Invalid=0 /-]		
# srs_recnt2_hhmember: Is this person a member of this household? Second most recent partner			
Information	[Type= discrete] [Format=numeric] [Range= 0-98] [Missing=*]		
Statistics [NW/ W]	[Valid=155 /-] [Invalid=4265 /-]		
Value	Label	Cases	Percentage
0	No, I have never had it	0	
1	Yes	4	<div><div></div></div> 2.6%
2	No	146	<div><div></div></div> 94.2%
3	Yes, but not sure about the exact age	0	
90	I am not sure	0	
93	Prefer not to answer	4	<div><div></div></div> 2.6%
95	Not had sex with this partner in the last 4 weeks	0	
97	N/A	0	
98	Don't know	1	<div><div></div></div> 0.6%
Sysmiss		4265	
Warning: these figures indicate the number of cases found in the data file. They cannot be interpreted as summary statistics of the population of interest.			
# srs_recnt2_personreside: Where does this person normally reside? Second most recent partner			
Information	[Type= discrete] [Format=numeric] [Range= 1-98] [Missing=*]		
Statistics [NW/ W]	[Valid=155 /-] [Invalid=4265 /-]		
Value	Label	Cases	Percentage
1	Same house	1	<div><div></div></div> 0.6%
2	Same community	56	<div><div></div></div> 36.1%
3	Outside the district, but in the Mpukunyoni area	53	<div><div></div></div> 34.2%
4	Outside the Mpukunyoni area but in Hlabisa District	17	<div><div></div></div> 11.0%
5	Outside the Hlabisa District but inside KwaZulu-Natal	19	<div><div></div></div> 12.3%
6	Outside of KwaZulu-Natal	5	<div><div></div></div> 3.2%
93	Prefer not to answer	3	<div><div></div></div> 1.9%
98	Don?t know	1	<div><div></div></div> 0.6%
Sysmiss		4265	
Warning: these figures indicate the number of cases found in the data file. They cannot be interpreted as summary statistics of the population of interest.			
# srs_recnt2_isigodi: In which Isigodi does this person normally reside? Second most recent partner			
Information	[Type= discrete] [Format=numeric] [Range= 1-98] [Missing=*]		

# srs_recnt2_isigodi: In which Isigodi does this person normally reside? Second most recent partner				
Statistics [NW/ W]		[Valid=53 -] [Invalid=4367 -]		
Value	Label	Cases	Percentage	
1	Ebaswazini	4	<div></div>	7.5%
2	Esiyembeni	4	<div></div>	7.5%
3	Gunjaneni	5	<div></div>	9.4%
4	Kwahoho	0		
5	KwaMsane township	2	<div></div>	3.8%
6	KwaMsane reserve	8	<div></div>	15.1%
10	Macambini	0		
11	Machibini	3	<div></div>	5.7%
12	Mahunjini	0		
13	Mapheleni	2	<div></div>	3.8%
14	Mshaya	0		
15	Myeki	3	<div></div>	5.7%
16	Nkolokotho	1	<div></div>	1.9%
17	Nkombose	4	<div></div>	7.5%
18	Nomathiya	0		
19	Nqopheni	1	<div></div>	1.9%
20	Ogengele	1	<div></div>	1.9%
21	Ophaphasi	0		
22	Makhambane	1	<div></div>	1.9%
23	Nsolweni	1	<div></div>	1.9%
24	Ophondweni	0		
25	Madwaleni	0		
26	Mfekayi	7	<div></div>	13.2%
27	Mvutshini	0		
28	Nkundusi	0		
29	Qakwini	0		
30	Shikishela	2	<div></div>	3.8%
31	Nompondo	0		
93	Prefer not to answer	0		
96	Other	4	<div></div>	7.5%
98	Don't know	0		
Sysmiss		4367		
Warning: these figures indicate the number of cases found in the data file. They cannot be interpreted as summary statistics of the population of interest.				
# srs_recnt2_lastconduse: Did you use a condom the last time you had sex with this person? Second most rec				
Information		[Type= discrete] [Format=numeric] [Range= 0-98] [Missing=*]		
Statistics [NW/ W]		[Valid=155 -] [Invalid=4265 -]		
Value	Label	Cases	Percentage	
0	No, I have never had it	0		
1	Yes	98	<div></div>	63.2%
2	No	52	<div></div>	33.5%
3	Yes, but not sure about the exact age	0		
90	I am not sure	0		
93	Prefer not to answer	5	<div></div>	3.2%

# srs_recnt2_lastconduse: Did you use a condom the last time you had sex with this person? Second most rec			
Value	Label	Cases	Percentage
95	Not had sex with this partner in the last 4 weeks	0	
97	N/A	0	
98	Don't know	0	
Sysmiss		4265	
Warning: these figures indicate the number of cases found in the data file. They cannot be interpreted as summary statistics of the population of interest.			
# srs_recnt2_buylastcondom: If yes, who brought the condom the last time you had sex with [name]? Second mos			
Information	[Type= discrete] [Format=numeric] [Range= 1-98] [Missing=*]		
Statistics [NW/ W]	[Valid=98 /-] [Invalid=4322 /-]		
Value	Label	Cases	Percentage
1	Respondent	75	<div><div></div></div> 76.5%
2	Partner	18	<div><div></div></div> 18.4%
93	Prefer not to answer	4	<div><div></div></div> 4.1%
98	Don't remember	1	<div><div></div></div> 1.0%
Sysmiss		4322	
Warning: these figures indicate the number of cases found in the data file. They cannot be interpreted as summary statistics of the population of interest.			
# srs_recnt2_whyastcondom: If no, why did you or [name] NOT use a condom? (last sex) Second most recent par			
Information	[Type= discrete] [Format=numeric] [Range= 1-98] [Missing=*]		
Statistics [NW/ W]	[Valid=52 /-] [Invalid=4368 /-]		
Value	Label	Cases	Percentage
1	I don't like condoms/interfere with pleasure	14	<div><div></div></div> 26.9%
2	My partner does not like condoms/ interfere with pleasure	7	<div><div></div></div> 13.5%
3	We did not have a condom/condom not available/no money	8	<div><div></div></div> 15.4%
4	I have no control over condom use/I was afraid of violence if suggested condoms	0	
5	I trust my partner	17	<div><div></div></div> 32.7%
6	I know my partner is HIV negative	1	<div><div></div></div> 1.9%
7	I was too drunk/My partner was too drunk	1	<div><div></div></div> 1.9%
8	Because he is circumcised	0	
9	I/my partner is trying to have a baby	0	
10	Because I/my partner is taking ART	0	
11	Religious reasons	0	
93	Prefer not to answer	2	<div><div></div></div> 3.8%
98	Don't know	2	<div><div></div></div> 3.8%
Sysmiss		4368	
Warning: these figures indicate the number of cases found in the data file. They cannot be interpreted as summary statistics of the population of interest.			
# srs_recnt2_firstconduse: The first time you had sex with [name], did you/your partner use a male or femal			
Information	[Type= discrete] [Format=numeric] [Range= 0-98] [Missing=*]		
Statistics [NW/ W]	[Valid=155 /-] [Invalid=4265 /-]		
Value	Label	Cases	Percentage
0	No, I have never had it	0	
1	Yes	97	<div><div></div></div> 62.6%
2	No	49	<div><div></div></div> 31.6%
3	Yes, but not sure about the exact age	0	

# srs_recnt2_firstconduse: The first time you had sex with [name], did you/your partner use a male or female condom?			
Value	Label	Cases	Percentage
90	I am not sure	0	
93	Prefer not to answer	7	<div><div></div></div> 4.5%
95	Not had sex with this partner in the last 4 weeks	0	
97	N/A	0	
98	Don't know	2	<div><div></div></div> 1.3%
Sysmiss		4265	
Warning: these figures indicate the number of cases found in the data file. They cannot be interpreted as summary statistics of the population of interest.			
# srs_recnt2_buyfirstcondom: If yes, who brought the condom the first time you had sex with [name]? Second most recent partner			
Information	[Type= discrete] [Format=numeric] [Range= 1-98] [Missing=*]		
Statistics [NW/ W]	[Valid=97 /-] [Invalid=4323 /-]		
Value	Label	Cases	Percentage
1	Respondent	71	<div><div></div></div> 73.2%
2	Partner	20	<div><div></div></div> 20.6%
93	Prefer not to answer	3	<div><div></div></div> 3.1%
98	Don't remember	3	<div><div></div></div> 3.1%
Sysmiss		4323	
Warning: these figures indicate the number of cases found in the data file. They cannot be interpreted as summary statistics of the population of interest.			
# srs_recnt2_whyfirstcondom: If no, why did you or [name] NOT use a condom? (first sex) Second most recent partner			
Information	[Type= discrete] [Format=numeric] [Range= 1-98] [Missing=*]		
Statistics [NW/ W]	[Valid=49 /-] [Invalid=4371 /-]		
Value	Label	Cases	Percentage
1	I don't like condoms/interfere with pleasure	13	<div><div></div></div> 26.5%
2	My partner does not like condoms/ interfere with pleasure	4	<div><div></div></div> 8.2%
3	We did not have a condom/condom not available/no money	12	<div><div></div></div> 24.5%
4	I have no control over condom use/I was afraid of violence if suggested condoms	0	
5	I trust my partner	13	<div><div></div></div> 26.5%
6	I know my partner is HIV negative	1	<div><div></div></div> 2.0%
7	I was too drunk/My partner was too drunk	1	<div><div></div></div> 2.0%
8	Because he is circumcised	0	
9	I/my partner is trying to have a baby	0	
10	Because I/my partner is taking ART	0	
11	Religious reasons	0	
93	Prefer not to answer	0	
98	Don't know	5	<div><div></div></div> 10.2%
Sysmiss		4371	
Warning: these figures indicate the number of cases found in the data file. They cannot be interpreted as summary statistics of the population of interest.			
# srs_recnt2_freqconduse: How often have you and [name] used male or female condoms? Second most recent partner			
Information	[Type= discrete] [Format=numeric] [Range= 1-93] [Missing=*]		
Statistics [NW/ W]	[Valid=155 /-] [Invalid=4265 /-]		
Value	Label	Cases	Percentage
1	All of the time	62	<div><div></div></div> 40.0%
2	Sometimes	63	<div><div></div></div> 40.6%

# srs_recnt2_freqconduse: How often have you and [name] used male or female condoms? Second most recent pa			
Value	Label	Cases	Percentage
3	Never	22	<div><div></div></div> 14.2%
93	Prefer not to answer	8	<div><div></div></div> 5.2%
Sysmiss		4265	
Warning: these figures indicate the number of cases found in the data file. They cannot be interpreted as summary statistics of the population of interest.			
# srs_recnt2_aclohbefore: Did you drink alcohol before the last time you had sex with [name]? Second most			
Information	[Type= discrete] [Format=numeric] [Range= 0-98] [Missing=*]		
Statistics [NW/ W]	[Valid=155 /-] [Invalid=4265 /-]		
Value	Label	Cases	Percentage
0	No, I have never had it	0	
1	Yes	18	<div><div></div></div> 11.6%
2	No	132	<div><div></div></div> 85.2%
3	Yes, but not sure about the exact age	0	
90	I am not sure	0	
93	Prefer not to answer	5	<div><div></div></div> 3.2%
95	Not had sex with this partner in the last 4 weeks	0	
97	N/A	0	
98	Don't know	0	
Sysmiss		4265	
Warning: these figures indicate the number of cases found in the data file. They cannot be interpreted as summary statistics of the population of interest.			
# srs_recnt2_gifflast: The last time you had sex with [name], did you give or were you given a gift in			
Information	[Type= discrete] [Format=numeric] [Range= 1-93] [Missing=*]		
Statistics [NW/ W]	[Valid=155 /-] [Invalid=4265 /-]		
Value	Label	Cases	Percentage
1	Yes, I received gift	7	<div><div></div></div> 4.5%
2	No, I did not give or receive gift	134	<div><div></div></div> 86.5%
3	Yes, I gave gift	7	<div><div></div></div> 4.5%
93	Prefer not to answer	7	<div><div></div></div> 4.5%
Sysmiss		4265	
Warning: these figures indicate the number of cases found in the data file. They cannot be interpreted as summary statistics of the population of interest.			
# srs_recnt2_moneylast: The last time you had sex with [name], did you give or were you given money in o			
Information	[Type= discrete] [Format=numeric] [Range= 1-93] [Missing=*]		
Statistics [NW/ W]	[Valid=155 /-] [Invalid=4265 /-]		
Value	Label	Cases	Percentage
1	Yes, I received money	7	<div><div></div></div> 4.5%
2	No, I did not give or receive money	136	<div><div></div></div> 87.7%
3	Yes, I gave money	6	<div><div></div></div> 3.9%
93	Prefer not to answer	6	<div><div></div></div> 3.9%
Sysmiss		4265	
Warning: these figures indicate the number of cases found in the data file. They cannot be interpreted as summary statistics of the population of interest.			
# srs_recnt2_sharenumsex4wks: Are you willing to share the number of times you had sex with this person over t			
Information	[Type= discrete] [Format=numeric] [Range= 0-98] [Missing=*]		
Statistics [NW/ W]	[Valid=155 /-] [Invalid=4265 /-]		

# srs_recnt2_sharenumsex4wks: Are you willing to share the number of times you had sex with this person over t			
Value	Label	Cases	Percentage
0	No, I have never had it	0	
1	Yes	45	<div></div> 29.0%
2	No	0	
3	Yes, but not sure about the exact age	0	
90	I am not sure	0	
93	Prefer not to answer	42	<div></div> 27.1%
95	Not had sex with this partner in the last 4 weeks	68	<div></div> 43.9%
97	N/A	0	
98	Don't know	0	
Sysmiss		4265	
Warning: these figures indicate the number of cases found in the data file. They cannot be interpreted as summary statistics of the population of interest.			
# srs_recnt2_numsex4wks: Over the past four weeks, how many times have you had sex with this person? Seco			
Information	[Type= discrete] [Format=character] [Missing=*]		
Statistics [NW/ W]	[Valid=45 /-] [Invalid=0 /-]		
# srs_recnt2_knwpartnstatus: Do you know the HIV status of [name]? Second most recent partner			
Information	[Type= discrete] [Format=numeric] [Range= 0-98] [Missing=*]		
Statistics [NW/ W]	[Valid=155 /-] [Invalid=4265 /-]		
Value	Label	Cases	Percentage
0	No, I have never had it	0	
1	Yes	69	<div></div> 44.5%
2	No	72	<div></div> 46.5%
3	Yes, but not sure about the exact age	0	
90	I am not sure	0	
93	Prefer not to answer	9	<div></div> 5.8%
95	Not had sex with this partner in the last 4 weeks	0	
97	N/A	0	
98	Don't know	5	<div></div> 3.2%
Sysmiss		4265	
Warning: these figures indicate the number of cases found in the data file. They cannot be interpreted as summary statistics of the population of interest.			
# srs_recnt2_partnstatus: What is the HIV status of [name]? Second most recent partner			
Information	[Type= discrete] [Format=numeric] [Range= 0-93] [Missing=*]		
Statistics [NW/ W]	[Valid=69 /-] [Invalid=4351 /-]		
Value	Label	Cases	Percentage
0	Partner is Negative	54	<div></div> 78.3%
1	Partner is Positive	9	<div></div> 13.0%
93	Prefer not to answer	6	<div></div> 8.7%
Sysmiss		4351	
Warning: these figures indicate the number of cases found in the data file. They cannot be interpreted as summary statistics of the population of interest.			
# srs_recnt2_howknowstatus: How did you find out their HIV status? Second most recent partner			
Information	[Type= discrete] [Format=numeric] [Range= 1-96] [Missing=*]		
Statistics [NW/ W]	[Valid=68 /-] [Invalid=4352 /-]		

# srs_recnt2_howknowstatus: How did you find out their HIV status? Second most recent partner			
Value	Label	Cases	Percentage
1	Partner told me	36	<div><div></div></div> 52.9%
2	We tested together	13	<div><div></div></div> 19.1%
3	I saw/heard about the results another way	9	<div><div></div></div> 13.2%
5	I just know	7	<div><div></div></div> 10.3%
93	I prefer not to answer	2	<div><div></div></div> 2.9%
96	Other	1	<div><div></div></div> 1.5%
Sysmiss		4352	
Warning: these figures indicate the number of cases found in the data file. They cannot be interpreted as summary statistics of the population of interest.			
# srs_recnt2_knowstat_oth: Please specify details on other way you find out about the person's HIV status?			
Information	[Type= discrete] [Format=character] [Missing=*]		
Statistics [NW/ W]	[Valid=1 /-] [Invalid=0 /-]		
# srs_recnt2_partn_onart: Do you know if [name]is taking ART? Second most recent partner			
Information	[Type= discrete] [Format=numeric] [Range= 0-98] [Missing=*]		
Statistics [NW/ W]	[Valid=9 /-] [Invalid=4411 /-]		
Value	Label	Cases	Percentage
0	No, I have never had it	0	
1	Yes	6	<div><div></div></div> 66.7%
2	No	3	<div><div></div></div> 33.3%
3	Yes, but not sure about the exact age	0	
90	I am not sure	0	
93	Prefer not to answer	0	
95	Not had sex with this partner in the last 4 weeks	0	
97	N/A	0	
98	Don't know	0	
Sysmiss		4411	
Warning: these figures indicate the number of cases found in the data file. They cannot be interpreted as summary statistics of the population of interest.			
# srs_recnt2_knowyourhivstat: Does this person know your current HIV status? Second most recent partner			
Information	[Type= discrete] [Format=numeric] [Range= 0-98] [Missing=*]		
Statistics [NW/ W]	[Valid=155 /-] [Invalid=4265 /-]		
Value	Label	Cases	Percentage
0	No, I have never had it	0	
1	Yes	77	<div><div></div></div> 49.7%
2	No	65	<div><div></div></div> 41.9%
3	Yes, but not sure about the exact age	0	
90	I am not sure	0	
93	Prefer not to answer	7	<div><div></div></div> 4.5%
95	Not had sex with this partner in the last 4 weeks	0	
97	N/A	0	
98	Don't know	6	<div><div></div></div> 3.9%
Sysmiss		4265	
Warning: these figures indicate the number of cases found in the data file. They cannot be interpreted as summary statistics of the population of interest.			
# srs_recnt2_takeprep: During your relationship with [name] in the past year, did you take PrEP to prev			
Information	[Type= discrete] [Format=numeric] [Range= 0-98] [Missing=*]		

# srs_recnt2_takeprep: During your relationship with [name] in the past year, did you take PrEP to prev			
Statistics [NW/ W]		[Valid=155 -/] [Invalid=4265 -/]	
Value	Label	Cases	Percentage
0	No, I have never had it	0	
1	Yes	12	<div><div></div></div> 7.7%
2	No	129	<div><div></div></div> 83.2%
3	Yes, but not sure about the exact age	0	
90	I am not sure	0	
93	Prefer not to answer	6	<div><div></div></div> 3.9%
95	Not had sex with this partner in the last 4 weeks	0	
97	N/A	0	
98	Don't know	8	<div><div></div></div> 5.2%
Sysmiss		4265	
Warning: these figures indicate the number of cases found in the data file. They cannot be interpreted as summary statistics of the population of interest.			
# srs_recnt2_no_prepreas: Why did you decide not to take PrEP? Second most recent partner			
Information		[Type= discrete] [Format=numeric] [Range= 1-96] [Missing=*]	
Statistics [NW/ W]		[Valid=129 -/] [Invalid=4291 -/]	
Value	Label	Cases	Percentage
1	I do not know about it	124	<div><div></div></div> 96.1%
2	I do not feel that I need it	2	<div><div></div></div> 1.6%
3	I am worried about its side effects or safety	0	
4	It is inconvenient to go through the process at the clinic	1	<div><div></div></div> 0.8%
93	I prefer not to answer	2	<div><div></div></div> 1.6%
96	Other	0	
Sysmiss		4291	
Warning: these figures indicate the number of cases found in the data file. They cannot be interpreted as summary statistics of the population of interest.			
# srs_recnt2_no_prepoth: Please specify other reason for not taking PREP. Second most recent partner			
Information		[Type= discrete] [Format=character] [Missing=*]	
Statistics [NW/ W]		[Valid=0 -/] [Invalid=0 -/]	
# srs_recnt2_patnr_othsex: Over the past 12 months, during your relationships with X do you know or suspect			
Information		[Type= discrete] [Format=numeric] [Range= 1-98] [Missing=*]	
Statistics [NW/ W]		[Valid=155 -/] [Invalid=4265 -/]	
Value	Label	Cases	Percentage
1	Yes- I know with another spouse	6	<div><div></div></div> 3.9%
2	No, I know this partner did not have other partners	47	<div><div></div></div> 30.3%
3	Yes- I know with another partner or partners	16	<div><div></div></div> 10.3%
4	Yes- I believe there was another partner or partners	38	<div><div></div></div> 24.5%
93	Prefer not to answer	0	
98	Don't know	48	<div><div></div></div> 31.0%
Sysmiss		4265	
Warning: these figures indicate the number of cases found in the data file. They cannot be interpreted as summary statistics of the population of interest.			
# srs_recnt3_sexin12mths: Have you had sex with this person in the past 12 months? Third most recent partn			
Information		[Type= discrete] [Format=numeric] [Range= 0-98] [Missing=*]	
Statistics [NW/ W]		[Valid=137 -/] [Invalid=4283 -/]	

# srs_recnt3_sexin12mths: Have you had sex with this person in the past 12 months? Third most recent partn			
Value	Label	Cases	Percentage
0	No, I have never had it	0	
1	Yes	60	<div><div></div></div> 43.8%
2	No	56	<div><div></div></div> 40.9%
3	Yes, but not sure about the exact age	0	
90	I am not sure	0	
93	Prefer not to answer	21	<div><div></div></div> 15.3%
95	Not had sex with this partner in the last 4 weeks	0	
97	N/A	0	
98	Don't know	0	
Sysmiss		4283	
Warning: these figures indicate the number of cases found in the data file. They cannot be interpreted as summary statistics of the population of interest.			
# srs_recnt3_relationship: When you last had sex with this person, what was your relationship to that perso			
Information	[Type= discrete] [Format=numeric] [Range= 1-93] [Missing=*]		
Statistics [NW/ W]	[Valid=60 /-] [Invalid=4360 /-]		
Value	Label	Cases	Percentage
1	We were married, or in a civil partnership, or living together as a couple	3	<div><div></div></div> 5.0%
2	We were in a steady relationship	44	<div><div></div></div> 73.3%
3	We had previously been married or in a civil partnership, or living together as a couple, but were not at that time	0	
4	We had previously been in a steady relationship, but were not at that time	7	<div><div></div></div> 11.7%
5	We had known each other before, but were not in a steady relationship at that time	3	<div><div></div></div> 5.0%
6	We did not know each other at that time	2	<div><div></div></div> 3.3%
93	Prefer not to answer	1	<div><div></div></div> 1.7%
Sysmiss		4360	
Warning: these figures indicate the number of cases found in the data file. They cannot be interpreted as summary statistics of the population of interest.			
# srs_recnt3_currelation: What is your current relationship status with [name]? Third most recent partner			
Information	[Type= discrete] [Format=numeric] [Range= 1-98] [Missing=*]		
Statistics [NW/ W]	[Valid=60 /-] [Invalid=4360 /-]		
Value	Label	Cases	Percentage
1	We are still in a relationship and will have sex again	29	<div><div></div></div> 48.3%
2	Our relationship is not continuing but we might have sex again	11	<div><div></div></div> 18.3%
3	Our relationship has completely ended	14	<div><div></div></div> 23.3%
93	Prefer not to answer	1	<div><div></div></div> 1.7%
98	Don?t know	5	<div><div></div></div> 8.3%
Sysmiss		4360	
Warning: these figures indicate the number of cases found in the data file. They cannot be interpreted as summary statistics of the population of interest.			
# srs_recnt3_partnwork: What are the main kinds of work/activities [name] does/has done over the last 12			
Information	[Type= discrete] [Format=numeric] [Range= 1-98] [Missing=*]		
Statistics [NW/ W]	[Valid=60 /-] [Invalid=4360 /-]		
Value	Label	Cases	Percentage
1	Full-time employment	10	<div><div></div></div> 16.7%

# srs_recnt3_partnwork: What are the main kinds of work/activities [name] does/has done over the last 12			
Value	Label	Cases	Percentage
2	No, Not employeeed	19	<div><div></div></div> 31.7%
3	Part-time employment	5	<div><div></div></div> 8.3%
4	Studying	23	<div><div></div></div> 38.3%
93	Prefer not to answer	0	
98	Don't know	3	<div><div></div></div> 5.0%
Sysmiss		4360	
Warning: these figures indicate the number of cases found in the data file. They cannot be interpreted as summary statistics of the population of interest.			
# srs_recnt3_highlevledu: What was the highest level of education of [name]? Third most recent partner			
Information	[Type= discrete] [Format=numeric] [Range= 0-98] [Missing=*]		
Statistics [NW/ W]	[Valid=60 /-] [Invalid=4360 /-]		
Value	Label	Cases	Percentage
0	None	0	
1	Some primary	1	<div><div></div></div> 1.7%
2	Some secondary	22	<div><div></div></div> 36.7%
3	Completed secondary/matrikulated	24	<div><div></div></div> 40.0%
4	Certificate	1	<div><div></div></div> 1.7%
5	Diploma	3	<div><div></div></div> 5.0%
6	Bachelors degree	2	<div><div></div></div> 3.3%
7	Bachelors + Diploma	1	<div><div></div></div> 1.7%
8	Honours	0	
93	Prefer not to answer	1	<div><div></div></div> 1.7%
98	Don't know	5	<div><div></div></div> 8.3%
Sysmiss		4360	
Warning: these figures indicate the number of cases found in the data file. They cannot be interpreted as summary statistics of the population of interest.			
# srs_recnt3_sharetimeago: Are you willing to share long ago did you first have sex with this person? Third			
Information	[Type= discrete] [Format=numeric] [Range= 0-98] [Missing=*]		
Statistics [NW/ W]	[Valid=60 /-] [Invalid=4360 /-]		
Value	Label	Cases	Percentage
0	No, I have never had it	0	
1	Yes	29	<div><div></div></div> 48.3%
2	No	25	<div><div></div></div> 41.7%
3	Yes, but not sure about the exact age	0	
90	I am not sure	0	
93	Prefer not to answer	5	<div><div></div></div> 8.3%
95	Not had sex with this partner in the last 4 weeks	0	
97	N/A	0	
98	Don't know	1	<div><div></div></div> 1.7%
Sysmiss		4360	
Warning: these figures indicate the number of cases found in the data file. They cannot be interpreted as summary statistics of the population of interest.			
# srs_recnt3_timeago: How long ago did you first have sex with this person (if you do not know, please			
Information	[Type= discrete] [Format=character] [Missing=*]		
Statistics [NW/ W]	[Valid=29 /-] [Invalid=0 /-]		

# srs_recnt3_timeagounit: Is value in. Third most recent partner			
Information	[Type= discrete] [Format=numeric] [Range= 1-4] [Missing=*]		
Statistics [NW/ W]	[Valid=29 /-] [Invalid=4391 /-]		
Value	Label	Cases	Percentage
1	Days	1	<div><div></div></div> 3.4%
2	Weeks	3	<div><div></div></div> 10.3%
3	Months	9	<div><div></div></div> 31.0%
4	Years	16	<div><div></div></div> 55.2%
Sysmiss		4391	
Warning: these figures indicate the number of cases found in the data file. They cannot be interpreted as summary statistics of the population of interest.			
# srs_recnt3_sharelasttime: Are you willing to share when was the last time you had sex with this person? Th			
Information	[Type= discrete] [Format=numeric] [Range= 0-98] [Missing=*]		
Statistics [NW/ W]	[Valid=60 /-] [Invalid=4360 /-]		
Value	Label	Cases	Percentage
0	No, I have never had it	0	
1	Yes	33	<div><div></div></div> 55.0%
2	No	24	<div><div></div></div> 40.0%
3	Yes, but not sure about the exact age	0	
90	I am not sure	0	
93	Prefer not to answer	2	<div><div></div></div> 3.3%
95	Not had sex with this partner in the last 4 weeks	0	
97	N/A	0	
98	Don't know	1	<div><div></div></div> 1.7%
Sysmiss		4360	
Warning: these figures indicate the number of cases found in the data file. They cannot be interpreted as summary statistics of the population of interest.			
# srs_recnt3_lasttime: When was the last time you had sex with this person (if you do not know, please			
Information	[Type= discrete] [Format=character] [Missing=*]		
Statistics [NW/ W]	[Valid=33 /-] [Invalid=0 /-]		
# srs_recnt3_lasttimeunit: Is value in. Third most recent partner			
Information	[Type= discrete] [Format=numeric] [Range= 1-4] [Missing=*]		
Statistics [NW/ W]	[Valid=33 /-] [Invalid=4387 /-]		
Value	Label	Cases	Percentage
1	Days	7	<div><div></div></div> 21.2%
2	Weeks	4	<div><div></div></div> 12.1%
3	Months	20	<div><div></div></div> 60.6%
4	Years	2	<div><div></div></div> 6.1%
Sysmiss		4387	
Warning: these figures indicate the number of cases found in the data file. They cannot be interpreted as summary statistics of the population of interest.			
# srs_recnt3_shareage: Are you willing to share the age of this person? Third most recent partner			
Information	[Type= discrete] [Format=numeric] [Range= 0-98] [Missing=*]		
Statistics [NW/ W]	[Valid=60 /-] [Invalid=4360 /-]		
Value	Label	Cases	Percentage
0	No, I have never had it	0	
1	Yes	36	<div><div></div></div> 60.0%

# srs_recnt3_shareage: Are you willing to share the age of this person? Third most recent partner			
Value	Label	Cases	Percentage
2	No	16	<div><div></div></div> 26.7%
3	Yes, but not sure about the exact age	0	
90	I am not sure	0	
93	Prefer not to answer	4	<div><div></div></div> 6.7%
95	Not had sex with this partner in the last 4 weeks	0	
97	N/A	0	
98	Don't know	4	<div><div></div></div> 6.7%
Sysmiss		4360	
Warning: these figures indicate the number of cases found in the data file. They cannot be interpreted as summary statistics of the population of interest.			
# srs_recnt3_personage: How old is this person (if you do not know, please make your best guess)? [in ye			
Information	[Type= discrete] [Format=character] [Missing=*]		
Statistics [NW/ W]	[Valid=36 /-] [Invalid=0 /-]		
# srs_recnt3_personreside: Is this person a member of this household? Third most recent partner			
Information	[Type= discrete] [Format=numeric] [Range= 1-98] [Missing=*]		
Statistics [NW/ W]	[Valid=60 /-] [Invalid=4360 /-]		
Value	Label	Cases	Percentage
1	Same house	2	<div><div></div></div> 3.3%
2	Same community	31	<div><div></div></div> 51.7%
3	Outside the district, but in the Mpukunyoni area	10	<div><div></div></div> 16.7%
4	Outside the Mpukunyoni area but in Hlabisa District	4	<div><div></div></div> 6.7%
5	Outside the Hlabisa District but inside KwaZulu-Natal	10	<div><div></div></div> 16.7%
6	Outside of KwaZulu-Natal	2	<div><div></div></div> 3.3%
93	Prefer not to answer	0	
98	Don?t know	1	<div><div></div></div> 1.7%
Sysmiss		4360	
Warning: these figures indicate the number of cases found in the data file. They cannot be interpreted as summary statistics of the population of interest.			
# srs_recnt3_hhmember: Where does this person normally reside? Third most recent partner			
Information	[Type= discrete] [Format=numeric] [Range= 0-98] [Missing=*]		
Statistics [NW/ W]	[Valid=60 /-] [Invalid=4360 /-]		
Value	Label	Cases	Percentage
0	No, I have never had it	0	
1	Yes	4	<div><div></div></div> 6.7%
2	No	55	<div><div></div></div> 91.7%
3	Yes, but not sure about the exact age	0	
90	I am not sure	0	
93	Prefer not to answer	1	<div><div></div></div> 1.7%
95	Not had sex with this partner in the last 4 weeks	0	
97	N/A	0	
98	Don't know	0	
Sysmiss		4360	
Warning: these figures indicate the number of cases found in the data file. They cannot be interpreted as summary statistics of the population of interest.			
# srs_recnt3_isigodi: In which Isigodi does this person normally reside? Third most recent partner			
Information	[Type= discrete] [Format=numeric] [Range= 1-98] [Missing=*]		

# srs_recnt3_isigodi: In which Isigodi does this person normally reside? Third most recent partner			
Statistics [NW/ W]		[Valid=10 /-] [Invalid=4410 /-]	
Value	Label	Cases	Percentage
1	Ebaswazini	0	
2	Esiyembeni	0	
3	Gunjaneni	2	20.0%
4	Kwahoho	0	
5	KwaMsane township	2	20.0%
6	KwaMsane reserve	0	
10	Macambini	0	
11	Machibini	0	
12	Mahunjini	0	
13	Mapheleni	0	
14	Mshaya	1	10.0%
15	Myeki	0	
16	Nkolokotho	0	
17	Nkombose	0	
18	Nomathiya	3	30.0%
19	Nqopheni	0	
20	Ogengele	0	
21	Ophaphasi	0	
22	Makhambane	1	10.0%
23	Nsolweni	0	
24	Ophondweni	1	10.0%
25	Madwaleni	0	
26	Mfekayi	0	
27	Mvutshini	0	
28	Nkundusi	0	
29	Qakwini	0	
30	Shikishela	0	
31	Nompondo	0	
93	Prefer not to answer	0	
96	Other	0	
98	Don't know	0	
Sysmiss		4410	
Warning: these figures indicate the number of cases found in the data file. They cannot be interpreted as summary statistics of the population of interest.			
# srs_recnt3_lastconduse: Did you use a condom the last time you had sex with this person? Third most rece			
Information		[Type= discrete] [Format=numeric] [Range= 0-98] [Missing=*]	
Statistics [NW/ W]		[Valid=60 /-] [Invalid=4360 /-]	
Value	Label	Cases	Percentage
0	No, I have never had it	0	
1	Yes	36	60.0%
2	No	22	36.7%
3	Yes, but not sure about the exact age	0	
90	I am not sure	0	
93	Prefer not to answer	0	

# srs_recnt3_lastconduse: Did you use a condom the last time you had sex with this person? Third most rece			
Value	Label	Cases	Percentage
95	Not had sex with this partner in the last 4 weeks	0	
97	N/A	0	
98	Don't know	2	<div><div></div></div> 3.3%
Sysmiss		4360	
Warning: these figures indicate the number of cases found in the data file. They cannot be interpreted as summary statistics of the population of interest.			
# srs_recnt3_buylastcondom: If yes, who brought the condom the last time you had sex with [name]? Third most			
Information	[Type= discrete] [Format=numeric] [Range= 1-98] [Missing=*]		
Statistics [NW/ W]	[Valid=36 /-] [Invalid=4384 /-]		
Value	Label	Cases	Percentage
1	Respondent	27	<div><div></div></div> 75.0%
2	Partner	8	<div><div></div></div> 22.2%
93	Prefer not to answer	0	
98	Don't remember	1	<div><div></div></div> 2.8%
Sysmiss		4384	
Warning: these figures indicate the number of cases found in the data file. They cannot be interpreted as summary statistics of the population of interest.			
# srs_recnt3_whyastcondom: If no, why did you or [name] NOT use a condom? (last sex) Third most recent part			
Information	[Type= discrete] [Format=numeric] [Range= 1-98] [Missing=*]		
Statistics [NW/ W]	[Valid=22 /-] [Invalid=4398 /-]		
Value	Label	Cases	Percentage
1	I don't like condoms/interfere with pleasure	6	<div><div></div></div> 27.3%
2	My partner does not like condoms/ interfere with pleasure	3	<div><div></div></div> 13.6%
3	We did not have a condom/condom not available/no money	4	<div><div></div></div> 18.2%
4	I have no control over condom use/I was afraid of violence if suggested condoms	0	
5	I trust my partner	6	<div><div></div></div> 27.3%
6	I know my partner is HIV negative	1	<div><div></div></div> 4.5%
7	I was too drunk/My partner was too drunk	0	
8	Because he is circumcised	1	<div><div></div></div> 4.5%
9	I/my partner is trying to have a baby	1	<div><div></div></div> 4.5%
10	Because I/my partner is taking ART	0	
11	Religious reasons	0	
93	Prefer not to answer	0	
98	Don't know	0	
Sysmiss		4398	
Warning: these figures indicate the number of cases found in the data file. They cannot be interpreted as summary statistics of the population of interest.			

# srs_recnt3_firstconduse: The first time you had sex with [name], did you/your partner use a male or femal			
Information	[Type= discrete] [Format=numeric] [Range= 0-98] [Missing=*]		
Statistics [NW/ W]	[Valid=60 /-] [Invalid=4360 /-]		
Value	Label	Cases	Percentage
0	No, I have never had it	0	
1	Yes	36	<div><div></div></div> 60.0%
2	No	20	<div><div></div></div> 33.3%
3	Yes, but not sure about the exact age	0	
90	I am not sure	0	
93	Prefer not to answer	4	<div><div></div></div> 6.7%
95	Not had sex with this partner in the last 4 weeks	0	
97	N/A	0	
98	Don't know	0	
Sysmiss		4360	
Warning: these figures indicate the number of cases found in the data file. They cannot be interpreted as summary statistics of the population of interest.			
# srs_recnt3_buyfirstcondom: If yes, who brought the condom the first time you had sex with [name]? Third mos			
Information	[Type= discrete] [Format=numeric] [Range= 1-98] [Missing=*]		
Statistics [NW/ W]	[Valid=36 /-] [Invalid=4384 /-]		
Value	Label	Cases	Percentage
1	Respondent	24	<div><div></div></div> 66.7%
2	Partner	10	<div><div></div></div> 27.8%
93	Prefer not to answer	1	<div><div></div></div> 2.8%
98	Don?t remember	1	<div><div></div></div> 2.8%
Sysmiss		4384	
Warning: these figures indicate the number of cases found in the data file. They cannot be interpreted as summary statistics of the population of interest.			
# srs_recnt3_whyfirstcondom: If no, why did you or [name] NOT use a condom? (first sex) Third most recent par			
Information	[Type= discrete] [Format=numeric] [Range= 1-98] [Missing=*]		
Statistics [NW/ W]	[Valid=20 /-] [Invalid=4400 /-]		
Value	Label	Cases	Percentage
1	I don?t like condoms/interfere with pleasure	5	<div><div></div></div> 25.0%
2	My partner does not like condoms/ interfere with pleasure	3	<div><div></div></div> 15.0%
3	We did not have a condom/condom not available/no money	3	<div><div></div></div> 15.0%
4	I have no control over condom use/I was afraid of violence if suggested condoms	0	
5	I trust my partner	7	<div><div></div></div> 35.0%
6	I know my partner is HIV negative	1	<div><div></div></div> 5.0%
7	I was too drunk/My partner was too drunk	0	
8	Because he is circumcised	0	
9	I/my partner is trying to have a baby	0	
10	Because I/my partner is taking ART	0	
11	Religious reasons	0	
93	Prefer not to answer	0	
98	Don't know	1	<div><div></div></div> 5.0%
Sysmiss		4400	
Warning: these figures indicate the number of cases found in the data file. They cannot be interpreted as summary statistics of the population of interest.			

# srs_recnt3_freqconduse: How often have you and [name] used male or female condoms? Third most recent par			
Information	[Type= discrete] [Format=numeric] [Range= 1-93] [Missing=*]		
Statistics [NW/ W]	[Valid=60 /-] [Invalid=4360 /-]		
Value	Label	Cases	Percentage
1	All of the time	28	<div><div></div></div> 46.7%
2	Sometimes	18	<div><div></div></div> 30.0%
3	Never	11	<div><div></div></div> 18.3%
93	Prefer not to answer	3	<div><div></div></div> 5.0%
Sysmiss		4360	
Warning: these figures indicate the number of cases found in the data file. They cannot be interpreted as summary statistics of the population of interest.			
# srs_recnt3_aclohbefore: Did you drink alcohol before the last time you had sex with [name]? Third most r			
Information	[Type= discrete] [Format=numeric] [Range= 0-98] [Missing=*]		
Statistics [NW/ W]	[Valid=60 /-] [Invalid=4360 /-]		
Value	Label	Cases	Percentage
0	No, I have never had it	0	
1	Yes	9	<div><div></div></div> 15.0%
2	No	51	<div><div></div></div> 85.0%
3	Yes, but not sure about the exact age	0	
90	I am not sure	0	
93	Prefer not to answer	0	
95	Not had sex with this partner in the last 4 weeks	0	
97	N/A	0	
98	Don't know	0	
Sysmiss		4360	
Warning: these figures indicate the number of cases found in the data file. They cannot be interpreted as summary statistics of the population of interest.			
# srs_recnt3_gifflast: The last time you had sex with [name], did you give or were you given a gift in			
Information	[Type= discrete] [Format=numeric] [Range= 1-93] [Missing=*]		
Statistics [NW/ W]	[Valid=60 /-] [Invalid=4360 /-]		
Value	Label	Cases	Percentage
1	Yes, I received gift	3	<div><div></div></div> 5.0%
2	No, I did not give or receive gift	54	<div><div></div></div> 90.0%
3	Yes, I gave gift	2	<div><div></div></div> 3.3%
93	Prefer not to answer	1	<div><div></div></div> 1.7%
Sysmiss		4360	
Warning: these figures indicate the number of cases found in the data file. They cannot be interpreted as summary statistics of the population of interest.			
# srs_recnt3_moneylast: The last time you had sex with [name], did you give or were you given money in o			
Information	[Type= discrete] [Format=numeric] [Range= 1-93] [Missing=*]		
Statistics [NW/ W]	[Valid=60 /-] [Invalid=4360 /-]		
Value	Label	Cases	Percentage
1	Yes, I received money	3	<div><div></div></div> 5.0%
2	No, I did not give or receive money	55	<div><div></div></div> 91.7%
3	Yes, I gave money	1	<div><div></div></div> 1.7%
93	Prefer not to answer	1	<div><div></div></div> 1.7%
Sysmiss		4360	
Warning: these figures indicate the number of cases found in the data file. They cannot be interpreted as summary statistics of the population of interest.			

# srs_recnt3_sharenumsex4wks: Are you willing to share the number of times you had sex with this person over t			
Information	[Type= discrete] [Format=numeric] [Range= 0-98] [Missing=*]		
Statistics [NW/ W]	[Valid=60 /-] [Invalid=4360 /-]		
Value	Label	Cases	Percentage
0	No, I have never had it	0	
1	Yes	13	<div></div> 21.7%
2	No	0	
3	Yes, but not sure about the exact age	0	
90	I am not sure	0	
93	Prefer not to answer	15	<div></div> 25.0%
95	Not had sex with this partner in the last 4 weeks	32	<div></div> 53.3%
97	N/A	0	
98	Don't know	0	
Sysmiss		4360	
Warning: these figures indicate the number of cases found in the data file. They cannot be interpreted as summary statistics of the population of interest.			
# srs_recnt3_numsex4wks: Over the past four weeks, how many times have you had sex with this person? Thir			
Information	[Type= discrete] [Format=character] [Missing=*]		
Statistics [NW/ W]	[Valid=13 /-] [Invalid=0 /-]		
# srs_recnt3_personhivstatus: In the past 12 months, has this person discussed their HIV status with you?			
Information	[Type= discrete] [Format=numeric] [Range= 0-98] [Missing=*]		
Statistics [NW/ W]	[Valid=60 /-] [Invalid=4360 /-]		
Value	Label	Cases	Percentage
0	No, I have never had it	0	
1	Yes	27	<div></div> 45.0%
2	No	29	<div></div> 48.3%
3	Yes, but not sure about the exact age	0	
90	I am not sure	0	
93	Prefer not to answer	3	<div></div> 5.0%
95	Not had sex with this partner in the last 4 weeks	0	
97	N/A	0	
98	Don't know	1	<div></div> 1.7%
Sysmiss		4360	
Warning: these figures indicate the number of cases found in the data file. They cannot be interpreted as summary statistics of the population of interest.			
# srs_recnt3_knwpartnstatus: Do you know the HIV status of [name]? Third most recent partner			
Information	[Type= discrete] [Format=numeric] [Range= 0-98] [Missing=*]		
Statistics [NW/ W]	[Valid=60 /-] [Invalid=4360 /-]		
Value	Label	Cases	Percentage
0	No, I have never had it	0	
1	Yes	29	<div></div> 48.3%
2	No	27	<div></div> 45.0%
3	Yes, but not sure about the exact age	0	
90	I am not sure	0	
93	Prefer not to answer	2	<div></div> 3.3%
95	Not had sex with this partner in the last 4 weeks	0	
97	N/A	0	

# srs_recnt3_knwpartnstatus: Do you know the HIV status of [name]? Third most recent partner			
Value	Label	Cases	Percentage
98	Don't know	2	<div><div></div></div> 3.3%
Sysmiss		4360	
Warning: these figures indicate the number of cases found in the data file. They cannot be interpreted as summary statistics of the population of interest.			
# srs_recnt3_partnstatus: What is the HIV status of [name]? Third most recent partner			
Information	[Type= discrete] [Format=numeric] [Range= 0-93] [Missing=*]		
Statistics [NW/ W]	[Valid=29 /-] [Invalid=4391 /-]		
Value	Label	Cases	Percentage
0	Partner is Negative	21	<div><div></div></div> 72.4%
1	Partner is Positive	4	<div><div></div></div> 13.8%
93	Prefer not to answer	4	<div><div></div></div> 13.8%
Sysmiss		4391	
Warning: these figures indicate the number of cases found in the data file. They cannot be interpreted as summary statistics of the population of interest.			
# srs_recnt3_howknowstatus: How did you find out their HIV status? Third most recent partner			
Information	[Type= discrete] [Format=numeric] [Range= 1-96] [Missing=*]		
Statistics [NW/ W]	[Valid=29 /-] [Invalid=4391 /-]		
Value	Label	Cases	Percentage
1	Partner told me	15	<div><div></div></div> 51.7%
2	We tested together	8	<div><div></div></div> 27.6%
3	I saw/heard about the results another way	2	<div><div></div></div> 6.9%
5	I just know	2	<div><div></div></div> 6.9%
93	I prefer not to answer	2	<div><div></div></div> 6.9%
96	Other	0	
Sysmiss		4391	
Warning: these figures indicate the number of cases found in the data file. They cannot be interpreted as summary statistics of the population of interest.			
# srs_recnt3_knowstat_oth: Please specify details on other way you find out about the person's HIV status?			
Information	[Type= discrete] [Format=character] [Missing=*]		
Statistics [NW/ W]	[Valid=0 /-] [Invalid=0 /-]		
# srs_recnt3_partn_onart: Do you know if [name]is taking ART? Third most recent partner			
Information	[Type= discrete] [Format=numeric] [Range= 0-98] [Missing=*]		
Statistics [NW/ W]	[Valid=4 /-] [Invalid=4416 /-]		
Value	Label	Cases	Percentage
0	No, I have never had it	0	
1	Yes	0	
2	No	2	<div><div></div></div> 50.0%
3	Yes, but not sure about the exact age	0	
90	I am not sure	0	
93	Prefer not to answer	0	
95	Not had sex with this partner in the last 4 weeks	0	
97	N/A	0	
98	Don't know	2	<div><div></div></div> 50.0%
Sysmiss		4416	
Warning: these figures indicate the number of cases found in the data file. They cannot be interpreted as summary statistics of the population of interest.			

# srs_recnt3_knowyourhivstat: Does this person know your current HIV status?Third most recent partner			
Information	[Type= discrete] [Format=numeric] [Range= 0-98] [Missing=*]		
Statistics [NW/ W]	[Valid=60 /-] [Invalid=4360 /-]		
Value	Label	Cases	Percentage
0	No, I have never had it	0	
1	Yes	28	<div><div></div></div> 46.7%
2	No	29	<div><div></div></div> 48.3%
3	Yes, but not sure about the exact age	0	
90	I am not sure	0	
93	Prefer not to answer	2	<div><div></div></div> 3.3%
95	Not had sex with this partner in the last 4 weeks	0	
97	N/A	0	
98	Don't know	1	<div><div></div></div> 1.7%
Sysmiss		4360	
Warning: these figures indicate the number of cases found in the data file. They cannot be interpreted as summary statistics of the population of interest.			
# srs_recnt3_takeprep: During your relationship with [name] in the past year, did you take PrEP to prev			
Information	[Type= discrete] [Format=numeric] [Range= 0-98] [Missing=*]		
Statistics [NW/ W]	[Valid=60 /-] [Invalid=4360 /-]		
Value	Label	Cases	Percentage
0	No, I have never had it	0	
1	Yes	6	<div><div></div></div> 10.0%
2	No	49	<div><div></div></div> 81.7%
3	Yes, but not sure about the exact age	0	
90	I am not sure	0	
93	Prefer not to answer	2	<div><div></div></div> 3.3%
95	Not had sex with this partner in the last 4 weeks	0	
97	N/A	0	
98	Don't know	3	<div><div></div></div> 5.0%
Sysmiss		4360	
Warning: these figures indicate the number of cases found in the data file. They cannot be interpreted as summary statistics of the population of interest.			
# srs_recnt3_no_prepreas: Why did you decide not to take PrEP? Third most recent partner			
Information	[Type= discrete] [Format=numeric] [Range= 1-96] [Missing=*]		
Statistics [NW/ W]	[Valid=49 /-] [Invalid=4371 /-]		
Value	Label	Cases	Percentage
1	I do not know about it	47	<div><div></div></div> 95.9%
2	I do not feel that I need it	0	
3	I am worried about its side effects or safety	0	
4	It is inconvenient to go through the process at the clinic	1	<div><div></div></div> 2.0%
93	I prefer not to answer	1	<div><div></div></div> 2.0%
96	Other	0	
Sysmiss		4371	
Warning: these figures indicate the number of cases found in the data file. They cannot be interpreted as summary statistics of the population of interest.			
# srs_recnt3_no_prepoth: Please specify other reason for not taking PREP. Third most recent partner			
Information	[Type= discrete] [Format=character] [Missing=*]		
Statistics [NW/ W]	[Valid=0 /-] [Invalid=0 /-]		

# srs_recnt3_patnr_othsex: Over the past 12 months, during your relationships with X do you know or suspect			
Information		[Type= discrete] [Format=numeric] [Range= 1-98] [Missing=*]	
Statistics [NW/ W]		[Valid=60 /-] [Invalid=4360 /-]	
Value	Label	Cases	Percentage
1	Yes- I know with another spouse	6	<div><div></div></div> 10.0%
2	No, I know this partner did not have other partners	22	<div><div></div></div> 36.7%
3	Yes- I know with another partner or partners	8	<div><div></div></div> 13.3%
4	Yes- I believe there was another partner or partners	9	<div><div></div></div> 15.0%
93	Prefer not to answer	0	
98	Don't know	15	<div><div></div></div> 25.0%
Sysmiss		4360	
Warning: these figures indicate the number of cases found in the data file. They cannot be interpreted as summary statistics of the population of interest.			
# srs_recent1_agediff: Calculated age difference. Most recent partner			
Information		[Type= continuous] [Format=numeric] [Range= -23-298] [Missing=*]	
Statistics [NW/ W]		[Valid=426 /-] [Invalid=3994 /-] [Mean=-0.746 /-] [StdDev=15.316 /-]	
# srs_recent2_agediff: Calculated age difference. Second most recent partner			
Information		[Type= continuous] [Format=numeric] [Range= -27-5] [Missing=*]	
Statistics [NW/ W]		[Valid=107 /-] [Invalid=4313 /-] [Mean=-3.813 /-] [StdDev=5.532 /-]	
# srs_recent3_agediff: Calculated age difference. Third most recent partner			
Information		[Type= continuous] [Format=numeric] [Range= -27-3] [Missing=*]	
Statistics [NW/ W]		[Valid=36 /-] [Invalid=4384 /-] [Mean=-3.389 /-] [StdDev=5.793 /-]	
# srs_gems01: A woman's most important role is to take care of her home and cook for her famil			
Information		[Type= discrete] [Format=numeric] [Range= 1-93] [Missing=*]	
Statistics [NW/ W]		[Valid=3055 /-] [Invalid=1365 /-]	
Value	Label	Cases	Percentage
1	Agree	2479	<div><div></div></div> 81.1%
2	Disagree	576	<div><div></div></div> 18.9%
93	Prefer not to answer	0	
Sysmiss		1365	
Warning: these figures indicate the number of cases found in the data file. They cannot be interpreted as summary statistics of the population of interest.			
# srs_gems02: Changing nappies/diapers, giving the children a bath, and feeding the children a			
Information		[Type= discrete] [Format=numeric] [Range= 1-93] [Missing=*]	
Statistics [NW/ W]		[Valid=3056 /-] [Invalid=1364 /-]	
Value	Label	Cases	Percentage
1	Agree	2134	<div><div></div></div> 69.8%
2	Disagree	922	<div><div></div></div> 30.2%
93	Prefer not to answer	0	
Sysmiss		1364	
Warning: these figures indicate the number of cases found in the data file. They cannot be interpreted as summary statistics of the population of interest.			
# srs_gems03: A man should have the final word about decisions in the home			
Information		[Type= discrete] [Format=numeric] [Range= 1-93] [Missing=*]	
Statistics [NW/ W]		[Valid=3055 /-] [Invalid=1365 /-]	

# srs_gems03: A man should have the final word about decisions in the home			
Value	Label	Cases	Percentage
1	Agree	2088	<div><div></div></div> 68.3%
2	Disagree	967	<div><div></div></div> 31.7%
93	Prefer not to answer	0	
Sysmiss		1365	
Warning: these figures indicate the number of cases found in the data file. They cannot be interpreted as summary statistics of the population of interest.			
# srs_gems04: It is important that a father is present in the lives of his children, even if h			
Information	[Type= discrete] [Format=numeric] [Range= 1-93] [Missing=*]		
Statistics [NW/ W]	[Valid=3056 /-] [Invalid=1364 /-]		
Value	Label	Cases	Percentage
1	Agree	2905	<div><div></div></div> 95.1%
2	Disagree	151	<div><div></div></div> 4.9%
93	Prefer not to answer	0	
Sysmiss		1364	
Warning: these figures indicate the number of cases found in the data file. They cannot be interpreted as summary statistics of the population of interest.			
# srs_gems05: The husband should decide to buy the major household items			
Information	[Type= discrete] [Format=numeric] [Range= 1-93] [Missing=*]		
Statistics [NW/ W]	[Valid=3055 /-] [Invalid=1365 /-]		
Value	Label	Cases	Percentage
1	Agree	1928	<div><div></div></div> 63.1%
2	Disagree	1127	<div><div></div></div> 36.9%
93	Prefer not to answer	0	
Sysmiss		1365	
Warning: these figures indicate the number of cases found in the data file. They cannot be interpreted as summary statistics of the population of interest.			
# srs_gems06: A woman should obey her husband in all things			
Information	[Type= discrete] [Format=numeric] [Range= 1-93] [Missing=*]		
Statistics [NW/ W]	[Valid=3055 /-] [Invalid=1365 /-]		
Value	Label	Cases	Percentage
1	Agree	2400	<div><div></div></div> 78.6%
2	Disagree	655	<div><div></div></div> 21.4%
93	Prefer not to answer	0	
Sysmiss		1365	
Warning: these figures indicate the number of cases found in the data file. They cannot be interpreted as summary statistics of the population of interest.			
# srs_gems07: Males and females have an equal right to finish school			
Information	[Type= discrete] [Format=numeric] [Range= 1-93] [Missing=*]		
Statistics [NW/ W]	[Valid=3055 /-] [Invalid=1365 /-]		
Value	Label	Cases	Percentage
1	Agree	2796	<div><div></div></div> 91.5%
2	Disagree	259	<div><div></div></div> 8.5%
93	Prefer not to answer	0	
Sysmiss		1365	
Warning: these figures indicate the number of cases found in the data file. They cannot be interpreted as summary statistics of the population of interest.			

# srs_gems08: Females should have their own source of income			
Information	[Type= discrete] [Format=numeric] [Range= 1-93] [Missing=*]		
Statistics [NW/ W]	[Valid=3056 /-] [Invalid=1364 /-]		
Value	Label	Cases	Percentage
1	Agree	2566	84.0%
2	Disagree	490	16.0%
93	Prefer not to answer	0	
Sysmiss		1364	
Warning: these figures indicate the number of cases found in the data file. They cannot be interpreted as summary statistics of the population of interest.			
# srs_gems09: It is the man who decides what type of sex to have			
Information	[Type= discrete] [Format=numeric] [Range= 1-93] [Missing=*]		
Statistics [NW/ W]	[Valid=3056 /-] [Invalid=1364 /-]		
Value	Label	Cases	Percentage
1	Agree	1053	34.5%
2	Disagree	2003	65.5%
93	Prefer not to answer	0	
Sysmiss		1364	
Warning: these figures indicate the number of cases found in the data file. They cannot be interpreted as summary statistics of the population of interest.			
# srs_gems10: Men need sex more than women do			
Information	[Type= discrete] [Format=numeric] [Range= 1-93] [Missing=*]		
Statistics [NW/ W]	[Valid=3056 /-] [Invalid=1364 /-]		
Value	Label	Cases	Percentage
1	Agree	1391	45.5%
2	Disagree	1665	54.5%
93	Prefer not to answer	0	
Sysmiss		1364	
Warning: these figures indicate the number of cases found in the data file. They cannot be interpreted as summary statistics of the population of interest.			
# srs_gems11: You don't talk about sex, you just do it			
Information	[Type= discrete] [Format=numeric] [Range= 1-93] [Missing=*]		
Statistics [NW/ W]	[Valid=3054 /-] [Invalid=1366 /-]		
Value	Label	Cases	Percentage
1	Agree	742	24.3%
2	Disagree	2312	75.7%
93	Prefer not to answer	0	
Sysmiss		1366	
Warning: these figures indicate the number of cases found in the data file. They cannot be interpreted as summary statistics of the population of interest.			
# srs_gems12: Men are always ready to have sex			
Information	[Type= discrete] [Format=numeric] [Range= 1-93] [Missing=*]		
Statistics [NW/ W]	[Valid=3055 /-] [Invalid=1365 /-]		
Value	Label	Cases	Percentage
1	Agree	1364	44.6%
2	Disagree	1691	55.4%
93	Prefer not to answer	0	
Sysmiss		1365	


# srs_gems12: Men are always ready to have sex			
Warning: these figures indicate the number of cases found in the data file. They cannot be interpreted as summary statistics of the population of interest.			
# srs_gems13: A man should know what his partner likes during sex			
Information	[Type= discrete] [Format=numeric] [Range= 1-93] [Missing=*]		
Statistics [NW/ W]	[Valid=3056 /-] [Invalid=1364 /-]		
Value	Label	Cases	Percentage
1	Agree	2688	<div><div></div></div> 88.0%
2	Disagree	368	<div><div></div></div> 12.0%
93	Prefer not to answer	0	
Sysmiss		1364	
Warning: these figures indicate the number of cases found in the data file. They cannot be interpreted as summary statistics of the population of interest.			
# srs_gems14: A woman who has sex before she marries does not deserve respect			
Information	[Type= discrete] [Format=numeric] [Range= 1-93] [Missing=*]		
Statistics [NW/ W]	[Valid=3056 /-] [Invalid=1364 /-]		
Value	Label	Cases	Percentage
1	Agree	766	<div><div></div></div> 25.1%
2	Disagree	2290	<div><div></div></div> 74.9%
93	Prefer not to answer	0	
Sysmiss		1364	
Warning: these figures indicate the number of cases found in the data file. They cannot be interpreted as summary statistics of the population of interest.			
# srs_gems15: A woman should not initiate sex			
Information	[Type= discrete] [Format=numeric] [Range= 1-93] [Missing=*]		
Statistics [NW/ W]	[Valid=3056 /-] [Invalid=1364 /-]		
Value	Label	Cases	Percentage
1	Agree	973	<div><div></div></div> 31.8%
2	Disagree	2083	<div><div></div></div> 68.2%
93	Prefer not to answer	0	
Sysmiss		1364	
Warning: these figures indicate the number of cases found in the data file. They cannot be interpreted as summary statistics of the population of interest.			
# srs_gems16: Women who carry condoms are "easy"			
Information	[Type= discrete] [Format=numeric] [Range= 1-93] [Missing=*]		
Statistics [NW/ W]	[Valid=3056 /-] [Invalid=1364 /-]		
Value	Label	Cases	Percentage
1	Agree	1109	<div><div></div></div> 36.3%
2	Disagree	1947	<div><div></div></div> 63.7%
93	Prefer not to answer	0	
Sysmiss		1364	
Warning: these figures indicate the number of cases found in the data file. They cannot be interpreted as summary statistics of the population of interest.			
# srs_gems17: It is a woman's responsibility to avoid getting pregnant			
Information	[Type= discrete] [Format=numeric] [Range= 1-93] [Missing=*]		
Statistics [NW/ W]	[Valid=3056 /-] [Invalid=1364 /-]		
Value	Label	Cases	Percentage
1	Agree	2081	<div><div></div></div> 68.1%
2	Disagree	975	<div><div></div></div> 31.9%

# srs_gems17: It is a woman's responsibility to avoid getting pregnant			
Value	Label	Cases	Percentage
93	Prefer not to answer	0	
Sysmiss		1364	
Warning: these figures indicate the number of cases found in the data file. They cannot be interpreted as summary statistics of the population of interest.			
# srs_gems18: A couple should decide together if they want to have children			
Information	[Type= discrete] [Format=numeric] [Range= 1-93] [Missing=*]		
Statistics [NW/ W]	[Valid=3056 /-] [Invalid=1364 /-]		
Value	Label	Cases	Percentage
1	Agree	2890	<div><div></div></div> 94.6%
2	Disagree	166	<div><div></div></div> 5.4%
93	Prefer not to answer	0	
Sysmiss		1364	
Warning: these figures indicate the number of cases found in the data file. They cannot be interpreted as summary statistics of the population of interest.			
# srs_gems19: In my opinion, a woman can suggest using condoms just like a man can			
Information	[Type= discrete] [Format=numeric] [Range= 1-93] [Missing=*]		
Statistics [NW/ W]	[Valid=3056 /-] [Invalid=1364 /-]		
Value	Label	Cases	Percentage
1	Agree	2704	<div><div></div></div> 88.5%
2	Disagree	352	<div><div></div></div> 11.5%
93	Prefer not to answer	0	
Sysmiss		1364	
Warning: these figures indicate the number of cases found in the data file. They cannot be interpreted as summary statistics of the population of interest.			
# srs_gems20: If a man gets a woman pregnant, the child is the responsibility of both			
Information	[Type= discrete] [Format=numeric] [Range= 1-93] [Missing=*]		
Statistics [NW/ W]	[Valid=3056 /-] [Invalid=1364 /-]		
Value	Label	Cases	Percentage
1	Agree	2898	<div><div></div></div> 94.8%
2	Disagree	158	<div><div></div></div> 5.2%
93	Prefer not to answer	0	
Sysmiss		1364	
Warning: these figures indicate the number of cases found in the data file. They cannot be interpreted as summary statistics of the population of interest.			
# srs_gems21: A man and a woman should decide together what type of contraceptive to use			
Information	[Type= discrete] [Format=numeric] [Range= 1-93] [Missing=*]		
Statistics [NW/ W]	[Valid=3056 /-] [Invalid=1364 /-]		
Value	Label	Cases	Percentage
1	Agree	2803	<div><div></div></div> 91.7%
2	Disagree	253	<div><div></div></div> 8.3%
93	Prefer not to answer	0	
Sysmiss		1364	
Warning: these figures indicate the number of cases found in the data file. They cannot be interpreted as summary statistics of the population of interest.			
# srs_gems22: Only when a woman has a child is she a real woman			
Information	[Type= discrete] [Format=numeric] [Range= 1-93] [Missing=*]		
Statistics [NW/ W]	[Valid=3055 /-] [Invalid=1365 /-]		

# srs_gems22: Only when a woman has a child is she a real woman			
Value	Label	Cases	Percentage
1	Agree	752	<div><div></div></div> 24.6%
2	Disagree	2303	<div><div></div></div> 75.4%
93	Prefer not to answer	0	
Sysmiss		1365	
Warning: these figures indicate the number of cases found in the data file. They cannot be interpreted as summary statistics of the population of interest.			
# srs_gems23: A real man produces a male child			
Information	[Type= discrete] [Format=numeric] [Range= 1-93] [Missing=*]		
Statistics [NW/ W]	[Valid=3055 /-] [Invalid=1365 /-]		
Value	Label	Cases	Percentage
1	Agree	570	<div><div></div></div> 18.7%
2	Disagree	2485	<div><div></div></div> 81.3%
93	Prefer not to answer	0	
Sysmiss		1365	
Warning: these figures indicate the number of cases found in the data file. They cannot be interpreted as summary statistics of the population of interest.			
# srs_gems24: A man and woman should decide together whether to use a condom			
Information	[Type= discrete] [Format=numeric] [Range= 1-93] [Missing=*]		
Statistics [NW/ W]	[Valid=3055 /-] [Invalid=1365 /-]		
Value	Label	Cases	Percentage
1	Agree	2799	<div><div></div></div> 91.6%
2	Disagree	256	<div><div></div></div> 8.4%
93	Prefer not to answer	0	
Sysmiss		1365	
Warning: these figures indicate the number of cases found in the data file. They cannot be interpreted as summary statistics of the population of interest.			
# srs_gems25: There are times when a woman deserves to be beaten			
Information	[Type= discrete] [Format=numeric] [Range= 1-93] [Missing=*]		
Statistics [NW/ W]	[Valid=3055 /-] [Invalid=1365 /-]		
Value	Label	Cases	Percentage
1	Agree	482	<div><div></div></div> 15.8%
2	Disagree	2573	<div><div></div></div> 84.2%
93	Prefer not to answer	0	
Sysmiss		1365	
Warning: these figures indicate the number of cases found in the data file. They cannot be interpreted as summary statistics of the population of interest.			
# srs_gems26: A woman should tolerate violence in order to keep her family together			
Information	[Type= discrete] [Format=numeric] [Range= 1-93] [Missing=*]		
Statistics [NW/ W]	[Valid=3055 /-] [Invalid=1365 /-]		
Value	Label	Cases	Percentage
1	Agree	1062	<div><div></div></div> 34.8%
2	Disagree	1993	<div><div></div></div> 65.2%
93	Prefer not to answer	0	
Sysmiss		1365	
Warning: these figures indicate the number of cases found in the data file. They cannot be interpreted as summary statistics of the population of interest.			

# srs_gems27: If a woman cheats on a man, it is okay for him to hit her			
Information		[Type= discrete] [Format=numeric] [Range= 1-93] [Missing=*]	
Statistics [NW/ W]		[Valid=3055 /-] [Invalid=1365 /-]	
Value	Label	Cases	Percentage
1	Agree	893	<div></div> 29.2%
2	Disagree	2162	<div></div> 70.8%
93	Prefer not to answer	0	
Sysmiss		1365	
<i>Warning: these figures indicate the number of cases found in the data file. They cannot be interpreted as summary statistics of the population of interest.</i>			

# srs_gems28: If someone insults a man he should defend his reputation with force if he has to			
Information	[Type= discrete] [Format=numeric] [Range= 1-93] [Missing=*]		
Statistics [NW/ W]	[Valid=3055 /-] [Invalid=1365 /-]		
Value	Label	Cases	Percentage
1	Agree	1106	<div></div> 36.2%
2	Disagree	1949	<div></div> 63.8%
93	Prefer not to answer	0	
Sysmiss		1365	
Warning: these figures indicate the number of cases found in the data file. They cannot be interpreted as summary statistics of the population of interest.			
# srs_gems29: It is okay for a man to hit his wife if she won't have sex with him.			
Information	[Type= discrete] [Format=numeric] [Range= 1-93] [Missing=*]		
Statistics [NW/ W]	[Valid=3055 /-] [Invalid=1365 /-]		
Value	Label	Cases	Percentage
1	Agree	201	<div></div> 6.6%
2	Disagree	2854	<div></div> 93.4%
93	Prefer not to answer	0	
Sysmiss		1365	
Warning: these figures indicate the number of cases found in the data file. They cannot be interpreted as summary statistics of the population of interest.			
# srs_gems30: A man using violence against his sexual partner is a private matter that shouldn			
Information	[Type= discrete] [Format=numeric] [Range= 1-93] [Missing=*]		
Statistics [NW/ W]	[Valid=3055 /-] [Invalid=1365 /-]		
Value	Label	Cases	Percentage
1	Agree	978	<div></div> 32.0%
2	Disagree	2077	<div></div> 68.0%
93	Prefer not to answer	0	
Sysmiss		1365	
Warning: these figures indicate the number of cases found in the data file. They cannot be interpreted as summary statistics of the population of interest.			
# srs_female_violence_0: Has any male ever done any of the following things to you:			
Information	[Type= discrete] [Format=numeric] [Range= 0-16] [Missing=*]		
Statistics [NW/ W]	[Valid=59 /-] [Invalid=4361 /-]		
Value	Label	Cases	Percentage
0	Say or do something to humiliate you in front of others?	59	<div></div> 100.0%
2	No	0	
3	Threaten to hurt or harm you or someone close to you?	0	
4	Insult you or make you feel bad about yourself?	0	
5	Push you, shake you, or throw something at you	0	
6	Slap you	0	
7	Twist your arm or pull your hair	0	
8	Punch you with his fist or something that could hurt you	0	
9	Kick you, drag you, or beat you up	0	
10	Try to choke you or burn you on purpose	0	
11	Threatened to attack you with a knife or other weapon	0	
12	Attacked you with a weapon	0	
13	Touched you in a sexual way (e.g. kissing, grabbing, or fondling), when you did not want them to	0	

# srs_female_violence_0: Has any male ever done any of the following things to you:				
Value	Label	Cases	Percentage	
14	Try to have sexual intercourse with you when you did not want to but did not succeed	0		
15	Physically forced you to have sexual intercourse even when you did not want to	0		
16	Forced you to perform sexual acts when you did not want to	0		
Sysmiss		4361		
Warning: these figures indicate the number of cases found in the data file. They cannot be interpreted as summary statistics of the population of interest.				
# srs_female_violence_10: Has any male ever done any of the following things to you:				
Information		[Type= discrete] [Format=numeric] [Range= 0-16] [Missing=*]		
Statistics [NW/ W]		[Valid=13 /-] [Invalid=4407 /-]		
Value	Label	Cases	Percentage	
0	Say or do something to humiliate you in front of others?	0		
2	No	0		
3	Threaten to hurt or harm you or someone close to you?	0		
4	Insult you or make you feel bad about yourself?	0		
5	Push you, shake you, or throw something at you	0		
6	Slap you	0		
7	Twist your arm or pull your hair	0		
8	Punch you with his fist or something that could hurt you	0		
9	Kick you, drag you, or beat you up	0		
10	Try to choke you or burn you on purpose	13		
11	Threatened to attack you with a knife or other weapon	0		
12	Attacked you with a weapon	0		
13	Touched you in a sexual way (e.g. kissing, grabbing, or fondling), when you did not want them to	0		
14	Try to have sexual intercourse with you when you did not want to but did not succeed	0		
15	Physically forced you to have sexual intercourse even when you did not want to	0		
16	Forced you to perform sexual acts when you did not want to	0		
Sysmiss		4407		
Warning: these figures indicate the number of cases found in the data file. They cannot be interpreted as summary statistics of the population of interest.				
# srs_female_violence_11: Has any male ever done any of the following things to you:				
Information		[Type= discrete] [Format=numeric] [Range= 0-16] [Missing=*]		
Statistics [NW/ W]		[Valid=25 /-] [Invalid=4395 /-]		
Value	Label	Cases	Percentage	
0	Say or do something to humiliate you in front of others?	0		
2	No	0		
3	Threaten to hurt or harm you or someone close to you?	0		
4	Insult you or make you feel bad about yourself?	0		
5	Push you, shake you, or throw something at you	0		
6	Slap you	0		
7	Twist your arm or pull your hair	0		
8	Punch you with his fist or something that could hurt you	0		
9	Kick you, drag you, or beat you up	0		

# srs_female_violence_11: Has any male ever done any of the following things to you:			
Value	Label	Cases	Percentage
10	Try to choke you or burn you on purpose	0	
11	Threatened to attack you with a knife or other weapon	25	<div></div> 100.0%
12	Attacked you with a weapon	0	
13	Touched you in a sexual way (e.g. kissing, grabbing, or fondling), when you did not want them to	0	
14	Try to have sexual intercourse with you when you did not want to but did not succeed	0	
15	Physically forced you to have sexual intercourse even when you did not want to	0	
16	Forced you to perform sexual acts when you did not want to	0	
Sysmiss		4395	
Warning: these figures indicate the number of cases found in the data file. They cannot be interpreted as summary statistics of the population of interest.			
# srs_female_violence_12: Has any male ever done any of the following things to you:			
Information	[Type= discrete] [Format=numeric] [Range= 0-16] [Missing=*]		
Statistics [NW/ W]	[Valid=9 /-] [Invalid=4411 /-]		
Value	Label	Cases	Percentage
0	Say or do something to humiliate you in front of others?	0	
2	No	0	
3	Threaten to hurt or harm you or someone close to you?	0	
4	Insult you or make you feel bad about yourself?	0	
5	Push you, shake you, or throw something at you	0	
6	Slap you	0	
7	Twist your arm or pull your hair	0	
8	Punch you with his fist or something that could hurt you	0	
9	Kick you, drag you, or beat you up	0	
10	Try to choke you or burn you on purpose	0	
11	Threatened to attack you with a knife or other weapon	0	
12	Attacked you with a weapon	9	<div></div> 100.0%
13	Touched you in a sexual way (e.g. kissing, grabbing, or fondling), when you did not want them to	0	
14	Try to have sexual intercourse with you when you did not want to but did not succeed	0	
15	Physically forced you to have sexual intercourse even when you did not want to	0	
16	Forced you to perform sexual acts when you did not want to	0	
Sysmiss		4411	
Warning: these figures indicate the number of cases found in the data file. They cannot be interpreted as summary statistics of the population of interest.			
# srs_female_violence_13: Has any male ever done any of the following things to you:			
Information	[Type= discrete] [Format=numeric] [Range= 0-16] [Missing=*]		
Statistics [NW/ W]	[Valid=11 /-] [Invalid=4409 /-]		
Value	Label	Cases	Percentage
0	Say or do something to humiliate you in front of others?	0	
2	No	0	
3	Threaten to hurt or harm you or someone close to you?	0	
4	Insult you or make you feel bad about yourself?	0	
5	Push you, shake you, or throw something at you	0	

# srs_female_violence_13: Has any male ever done any of the following things to you:				
Value	Label	Cases	Percentage	
6	Slap you	0	<div><div></div></div> 100.0%	
7	Twist your arm or pull your hair	0		
8	Punch you with his fist or something that could hurt you	0		
9	Kick you, drag you, or beat you up	0		
10	Try to choke you or burn you on purpose	0		
11	Threatened to attack you with a knife or other weapon	0		
12	Attacked you with a weapon	0		
13	Touched you in a sexual way (e.g. kissing, grabbing, or fondling), when you did not want them to	11		
14	Try to have sexual intercourse with you when you did not want to but did not succeed	0		
15	Physically forced you to have sexual intercourse even when you did not want to	0		
16	Forced you to perform sexual acts when you did not want to	0		
Sysmiss		4409		
Warning: these figures indicate the number of cases found in the data file. They cannot be interpreted as summary statistics of the population of interest.				
# srs_female_violence_14: Has any male ever done any of the following things to you:				
Information	[Type= discrete] [Format=numeric] [Range= 0-16] [Missing=*]			
Statistics [NW/ W]	[Valid=17 /-] [Invalid=4403 /-]			
Value	Label	Cases	Percentage	
0	Say or do something to humiliate you in front of others?	0	<div><div></div></div> 100.0%	
2	No	0		
3	Threaten to hurt or harm you or someone close to you?	0		
4	Insult you or make you feel bad about yourself?	0		
5	Push you, shake you, or throw something at you	0		
6	Slap you	0		
7	Twist your arm or pull your hair	0		
8	Punch you with his fist or something that could hurt you	0		
9	Kick you, drag you, or beat you up	0		
10	Try to choke you or burn you on purpose	0		
11	Threatened to attack you with a knife or other weapon	0		
12	Attacked you with a weapon	0		
13	Touched you in a sexual way (e.g. kissing, grabbing, or fondling), when you did not want them to	0		
14	Try to have sexual intercourse with you when you did not want to but did not succeed	17		
15	Physically forced you to have sexual intercourse even when you did not want to	0		
16	Forced you to perform sexual acts when you did not want to	0		
Sysmiss		4403		
Warning: these figures indicate the number of cases found in the data file. They cannot be interpreted as summary statistics of the population of interest.				
# srs_female_violence_15: Has any male ever done any of the following things to you:				
Information	[Type= discrete] [Format=numeric] [Range= 0-16] [Missing=*]			
Statistics [NW/ W]	[Valid=12 /-] [Invalid=4408 /-]			
Value	Label	Cases	Percentage	
0	Say or do something to humiliate you in front of others?	0		

srs_female_violence_15: Has any male ever done any of the following things to you:

Value	Label	Cases	Percentage
2	No	0	
3	Threaten to hurt or harm you or someone close to you?	0	
4	Insult you or make you feel bad about yourself?	0	
5	Push you, shake you, or throw something at you	0	
6	Slap you	0	
7	Twist your arm or pull your hair	0	
8	Punch you with his fist or something that could hurt you	0	
9	Kick you, drag you, or beat you up	0	
10	Try to choke you or burn you on purpose	0	
11	Threatened to attack you with a knife or other weapon	0	
12	Attacked you with a weapon	0	
13	Touched you in a sexual way (e.g. kissing, grabbing, or fondling), when you did not want them to	0	
14	Try to have sexual intercourse with you when you did not want to but did not succeed	0	
15	Physically forced you to have sexual intercourse even when you did not want to	12	100.0%
16	Forced you to perform sexual acts when you did not want to	0	
Sysmiss		4408	

Warning: these figures indicate the number of cases found in the data file. They cannot be interpreted as summary statistics of the population of interest.

srs_female_violence_16: Has any male ever done any of the following things to you:

Information	[Type= discrete] [Format=numeric] [Range= 0-16] [Missing=*]
Statistics [NW/ W]	[Valid=17 /-] [Invalid=4403 /-]

Value	Label	Cases	Percentage
0	Say or do something to humiliate you in front of others?	0	
2	No	0	
3	Threaten to hurt or harm you or someone close to you?	0	
4	Insult you or make you feel bad about yourself?	0	
5	Push you, shake you, or throw something at you	0	
6	Slap you	0	
7	Twist your arm or pull your hair	0	
8	Punch you with his fist or something that could hurt you	0	
9	Kick you, drag you, or beat you up	0	
10	Try to choke you or burn you on purpose	0	
11	Threatened to attack you with a knife or other weapon	0	
12	Attacked you with a weapon	0	
13	Touched you in a sexual way (e.g. kissing, grabbing, or fondling), when you did not want them to	0	
14	Try to have sexual intercourse with you when you did not want to but did not succeed	0	
15	Physically forced you to have sexual intercourse even when you did not want to	0	
16	Forced you to perform sexual acts when you did not want to	17	100.0%
Sysmiss		4403	

Warning: these figures indicate the number of cases found in the data file. They cannot be interpreted as summary statistics of the population of interest.

# srs_female_violence_2: Has any male ever done any of the following things to you:			
Information	[Type= discrete] [Format=numeric] [Range= 0-16] [Missing=*]		
Statistics [NW/ W]	[Valid=377 /-] [Invalid=4043 /-]		
Value	Label	Cases	Percentage
0	Say or do something to humiliate you in front of others?	0	
2	No	377	100.0%
3	Threaten to hurt or harm you or someone close to you?	0	
4	Insult you or make you feel bad about yourself?	0	
5	Push you, shake you, or throw something at you	0	
6	Slap you	0	
7	Twist your arm or pull your hair	0	
8	Punch you with his fist or something that could hurt you	0	
9	Kick you, drag you, or beat you up	0	
10	Try to choke you or burn you on purpose	0	
11	Threatened to attack you with a knife or other weapon	0	
12	Attacked you with a weapon	0	
13	Touched you in a sexual way (e.g. kissing, grabbing, or fondling), when you did not want them to	0	
14	Try to have sexual intercourse with you when you did not want to but did not succeed	0	
15	Physically forced you to have sexual intercourse even when you did not want to	0	
16	Forced you to perform sexual acts when you did not want to	0	
Sysmiss		4043	
Warning: these figures indicate the number of cases found in the data file. They cannot be interpreted as summary statistics of the population of interest.			
# srs_female_violence_3: Has any male ever done any of the following things to you:			
Information	[Type= discrete] [Format=numeric] [Range= 0-16] [Missing=*]		
Statistics [NW/ W]	[Valid=41 /-] [Invalid=4379 /-]		
Value	Label	Cases	Percentage
0	Say or do something to humiliate you in front of others?	0	
2	No	0	
3	Threaten to hurt or harm you or someone close to you?	41	100.0%
4	Insult you or make you feel bad about yourself?	0	
5	Push you, shake you, or throw something at you	0	
6	Slap you	0	
7	Twist your arm or pull your hair	0	
8	Punch you with his fist or something that could hurt you	0	
9	Kick you, drag you, or beat you up	0	
10	Try to choke you or burn you on purpose	0	
11	Threatened to attack you with a knife or other weapon	0	
12	Attacked you with a weapon	0	
13	Touched you in a sexual way (e.g. kissing, grabbing, or fondling), when you did not want them to	0	
14	Try to have sexual intercourse with you when you did not want to but did not succeed	0	
15	Physically forced you to have sexual intercourse even when you did not want to	0	
16	Forced you to perform sexual acts when you did not want to	0	

# srs_female_violence_3: Has any male ever done any of the following things to you:			
Value	Label	Cases	Percentage
Sysmiss		4379	
Warning: these figures indicate the number of cases found in the data file. They cannot be interpreted as summary statistics of the population of interest.			
# srs_female_violence_4: Has any male ever done any of the following things to you:			
Information	[Type= discrete] [Format=numeric] [Range= 0-16] [Missing=*]		
Statistics [NW/ W]	[Valid=71 /-] [Invalid=4349 /-]		
Value	Label	Cases	Percentage
0	Say or do something to humiliate you in front of others?	0	
2	No	0	
3	Threaten to hurt or harm you or someone close to you?	0	
4	Insult you or make you feel bad about yourself?	71	100.0%
5	Push you, shake you, or throw something at you	0	
6	Slap you	0	
7	Twist your arm or pull your hair	0	
8	Punch you with his fist or something that could hurt you	0	
9	Kick you, drag you, or beat you up	0	
10	Try to choke you or burn you on purpose	0	
11	Threatened to attack you with a knife or other weapon	0	
12	Attacked you with a weapon	0	
13	Touched you in a sexual way (e.g. kissing, grabbing, or fondling), when you did not want them to	0	
14	Try to have sexual intercourse with you when you did not want to but did not succeed	0	
15	Physically forced you to have sexual intercourse even when you did not want to	0	
16	Forced you to perform sexual acts when you did not want to	0	
Sysmiss		4349	
Warning: these figures indicate the number of cases found in the data file. They cannot be interpreted as summary statistics of the population of interest.			
# srs_female_violence_5: Has any male ever done any of the following things to you:			
Information	[Type= discrete] [Format=numeric] [Range= 0-16] [Missing=*]		
Statistics [NW/ W]	[Valid=23 /-] [Invalid=4397 /-]		
Value	Label	Cases	Percentage
0	Say or do something to humiliate you in front of others?	0	
2	No	0	
3	Threaten to hurt or harm you or someone close to you?	0	
4	Insult you or make you feel bad about yourself?	0	
5	Push you, shake you, or throw something at you	23	100.0%
6	Slap you	0	
7	Twist your arm or pull your hair	0	
8	Punch you with his fist or something that could hurt you	0	
9	Kick you, drag you, or beat you up	0	
10	Try to choke you or burn you on purpose	0	
11	Threatened to attack you with a knife or other weapon	0	
12	Attacked you with a weapon	0	
13	Touched you in a sexual way (e.g. kissing, grabbing, or fondling), when you did not want them to	0	

# srs_female_violence_5: Has any male ever done any of the following things to you:			
Value	Label	Cases	Percentage
14	Try to have sexual intercourse with you when you did not want to but did not succeed	0	
15	Physically forced you to have sexual intercourse even when you did not want to	0	
16	Forced you to perform sexual acts when you did not want to	0	
Sysmiss		4397	
Warning: these figures indicate the number of cases found in the data file. They cannot be interpreted as summary statistics of the population of interest.			
# srs_female_violence_6: Has any male ever done any of the following things to you:			
Information	[Type= discrete] [Format=numeric] [Range= 0-16] [Missing=*]		
Statistics [NW/ W]	[Valid=84 /-] [Invalid=4336 /-]		
Value	Label	Cases	Percentage
0	Say or do something to humiliate you in front of others?	0	
2	No	0	
3	Threaten to hurt or harm you or someone close to you?	0	
4	Insult you or make you feel bad about yourself?	0	
5	Push you, shake you, or throw something at you	0	
6	Slap you	84	100.0%
7	Twist your arm or pull your hair	0	
8	Punch you with his fist or something that could hurt you	0	
9	Kick you, drag you, or beat you up	0	
10	Try to choke you or burn you on purpose	0	
11	Threatened to attack you with a knife or other weapon	0	
12	Attacked you with a weapon	0	
13	Touched you in a sexual way (e.g. kissing, grabbing, or fondling), when you did not want them to	0	
14	Try to have sexual intercourse with you when you did not want to but did not succeed	0	
15	Physically forced you to have sexual intercourse even when you did not want to	0	
16	Forced you to perform sexual acts when you did not want to	0	
Sysmiss		4336	
Warning: these figures indicate the number of cases found in the data file. They cannot be interpreted as summary statistics of the population of interest.			
# srs_female_violence_7: Has any male ever done any of the following things to you:			
Information	[Type= discrete] [Format=numeric] [Range= 0-16] [Missing=*]		
Statistics [NW/ W]	[Valid=22 /-] [Invalid=4398 /-]		
Value	Label	Cases	Percentage
0	Say or do something to humiliate you in front of others?	0	
2	No	0	
3	Threaten to hurt or harm you or someone close to you?	0	
4	Insult you or make you feel bad about yourself?	0	
5	Push you, shake you, or throw something at you	0	
6	Slap you	0	
7	Twist your arm or pull your hair	22	100.0%
8	Punch you with his fist or something that could hurt you	0	
9	Kick you, drag you, or beat you up	0	

# srs_female_violence_7: Has any male ever done any of the following things to you:			
Value	Label	Cases	Percentage
10	Try to choke you or burn you on purpose	0	
11	Threatened to attack you with a knife or other weapon	0	
12	Attacked you with a weapon	0	
13	Touched you in a sexual way (e.g. kissing, grabbing, or fondling), when you did not want them to	0	
14	Try to have sexual intercourse with you when you did not want to but did not succeed	0	
15	Physically forced you to have sexual intercourse even when you did not want to	0	
16	Forced you to perform sexual acts when you did not want to	0	
Sysmiss		4398	
Warning: these figures indicate the number of cases found in the data file. They cannot be interpreted as summary statistics of the population of interest.			
# srs_female_violence_8: Has any male ever done any of the following things to you:			
Information	[Type= discrete] [Format=numeric] [Range= 0-16] [Missing=*]		
Statistics [NW/ W]	[Valid=26 /-] [Invalid=4394 /-]		
Value	Label	Cases	Percentage
0	Say or do something to humiliate you in front of others?	0	
2	No	0	
3	Threaten to hurt or harm you or someone close to you?	0	
4	Insult you or make you feel bad about yourself?	0	
5	Push you, shake you, or throw something at you	0	
6	Slap you	0	
7	Twist your arm or pull your hair	0	
8	Punch you with his fist or something that could hurt you	26	100.0%
9	Kick you, drag you, or beat you up	0	
10	Try to choke you or burn you on purpose	0	
11	Threatened to attack you with a knife or other weapon	0	
12	Attacked you with a weapon	0	
13	Touched you in a sexual way (e.g. kissing, grabbing, or fondling), when you did not want them to	0	
14	Try to have sexual intercourse with you when you did not want to but did not succeed	0	
15	Physically forced you to have sexual intercourse even when you did not want to	0	
16	Forced you to perform sexual acts when you did not want to	0	
Sysmiss		4394	
Warning: these figures indicate the number of cases found in the data file. They cannot be interpreted as summary statistics of the population of interest.			
# srs_female_violence_9: Has any male ever done any of the following things to you:			
Information	[Type= discrete] [Format=numeric] [Range= 0-16] [Missing=*]		
Statistics [NW/ W]	[Valid=26 /-] [Invalid=4394 /-]		
Value	Label	Cases	Percentage
0	Say or do something to humiliate you in front of others?	0	
2	No	0	
3	Threaten to hurt or harm you or someone close to you?	0	
4	Insult you or make you feel bad about yourself?	0	
5	Push you, shake you, or throw something at you	0	

# srs_female_violence_9: Has any male ever done any of the following things to you:				
Value	Label	Cases	Percentage	
6	Slap you	0	<div><div></div></div> 100.0%	
7	Twist your arm or pull your hair	0		
8	Punch you with his fist or something that could hurt you	0		
9	Kick you, drag you, or beat you up	26		
10	Try to choke you or burn you on purpose	0		
11	Threatened to attack you with a knife or other weapon	0		
12	Attacked you with a weapon	0		
13	Touched you in a sexual way (e.g. kissing, grabbing, or fondling), when you did not want them to	0		
14	Try to have sexual intercourse with you when you did not want to but did not succeed	0		
15	Physically forced you to have sexual intercourse even when you did not want to	0		
16	Forced you to perform sexual acts when you did not want to	0		
Sysmiss		4394		
Warning: these figures indicate the number of cases found in the data file. They cannot be interpreted as summary statistics of the population of interest.				
# srs_female_violen_12mths_0: Has any male done any of the following things to you in the last 12 months:				
Information	[Type= discrete] [Format=numeric] [Range= 0-16] [Missing=*]			
Statistics [NW/ W]	[Valid=27 /-] [Invalid=4393 /-]			
Value	Label	Cases	Percentage	
0	Say or do something to humiliate you in front of others?	27	<div><div></div></div> 100.0%	
2	No	0		
3	Threaten to hurt or harm you or someone close to you?	0		
4	Insult you or make you feel bad about yourself?	0		
5	Push you, shake you, or throw something at you	0		
6	Slap you	0		
7	Twist your arm or pull your hair	0		
8	Punch you with his fist or something that could hurt you	0		
9	Kick you, drag you, or beat you up	0		
10	Try to choke you or burn you on purpose	0		
11	Threatened to attack you with a knife or other weapon	0		
12	Attacked you with a weapon	0		
13	Touched you in a sexual way (e.g. kissing, grabbing, or fondling), when you did not want them to	0		
14	Try to have sexual intercourse with you when you did not want to but did not succeed	0		
15	Physically forced you to have sexual intercourse even when you did not want to	0		
16	Forced you to perform sexual acts when you did not want to	0		
Sysmiss		4393		
Warning: these figures indicate the number of cases found in the data file. They cannot be interpreted as summary statistics of the population of interest.				
# srs_female_violen_12mths_10: Has any male done any of the following things to you in the last 12 months:				
Information	[Type= discrete] [Format=numeric] [Range= 0-16] [Missing=*]			
Statistics [NW/ W]	[Valid=6 /-] [Invalid=4414 /-]			
Value	Label	Cases	Percentage	
0	Say or do something to humiliate you in front of others?	0	<div><div></div></div>	

srs_female_violen_12mths_10: Has any male done any of the following things to you in the last 12 months:

Value	Label	Cases	Percentage
2	No	0	
3	Threaten to hurt or harm you or someone close to you?	0	
4	Insult you or make you feel bad about yourself?	0	
5	Push you, shake you, or throw something at you	0	
6	Slap you	0	
7	Twist your arm or pull your hair	0	
8	Punch you with his fist or something that could hurt you	0	
9	Kick you, drag you, or beat you up	0	
10	Try to choke you or burn you on purpose	6	100.0%
11	Threatened to attack you with a knife or other weapon	0	
12	Attacked you with a weapon	0	
13	Touched you in a sexual way (e.g. kissing, grabbing, or fondling), when you did not want them to	0	
14	Try to have sexual intercourse with you when you did not want to but did not succeed	0	
15	Physically forced you to have sexual intercourse even when you did not want to	0	
16	Forced you to perform sexual acts when you did not want to	0	
Sysmiss		4414	

Warning: these figures indicate the number of cases found in the data file. They cannot be interpreted as summary statistics of the population of interest.

srs_female_violen_12mths_11: Has any male done any of the following things to you in the last 12 months:

Information	[Type= discrete] [Format=numeric] [Range= 0-16] [Missing=*]		
Statistics [NW/ W]	[Valid=8 /-] [Invalid=4412 /-]		
Value	Label	Cases	Percentage
0	Say or do something to humiliate you in front of others?	0	
2	No	0	
3	Threaten to hurt or harm you or someone close to you?	0	
4	Insult you or make you feel bad about yourself?	0	
5	Push you, shake you, or throw something at you	0	
6	Slap you	0	
7	Twist your arm or pull your hair	0	
8	Punch you with his fist or something that could hurt you	0	
9	Kick you, drag you, or beat you up	0	
10	Try to choke you or burn you on purpose	0	
11	Threatened to attack you with a knife or other weapon	8	100.0%
12	Attacked you with a weapon	0	
13	Touched you in a sexual way (e.g. kissing, grabbing, or fondling), when you did not want them to	0	
14	Try to have sexual intercourse with you when you did not want to but did not succeed	0	
15	Physically forced you to have sexual intercourse even when you did not want to	0	
16	Forced you to perform sexual acts when you did not want to	0	
Sysmiss		4412	

Warning: these figures indicate the number of cases found in the data file. They cannot be interpreted as summary statistics of the population of interest.

# srs_female_violen_12mths_12: Has any male done any of the following things to you in the last 12 months:			
Information	[Type= discrete] [Format=numeric] [Range= 0-16] [Missing=*]		
Statistics [NW/ W]	[Valid=3 /-] [Invalid=4417 /-]		
Value	Label	Cases	Percentage
0	Say or do something to humiliate you in front of others?	0	
2	No	0	
3	Threaten to hurt or harm you or someone close to you?	0	
4	Insult you or make you feel bad about yourself?	0	
5	Push you, shake you, or throw something at you	0	
6	Slap you	0	
7	Twist your arm or pull your hair	0	
8	Punch you with his fist or something that could hurt you	0	
9	Kick you, drag you, or beat you up	0	
10	Try to choke you or burn you on purpose	0	
11	Threatened to attack you with a knife or other weapon	0	
12	Attacked you with a weapon	3	100.0%
13	Touched you in a sexual way (e.g. kissing, grabbing, or fondling), when you did not want them to	0	
14	Try to have sexual intercourse with you when you did not want to but did not succeed	0	
15	Physically forced you to have sexual intercourse even when you did not want to	0	
16	Forced you to perform sexual acts when you did not want to	0	
Sysmiss		4417	
Warning: these figures indicate the number of cases found in the data file. They cannot be interpreted as summary statistics of the population of interest.			
# srs_female_violen_12mths_13: Has any male done any of the following things to you in the last 12 months:			
Information	[Type= discrete] [Format=numeric] [Range= 0-16] [Missing=*]		
Statistics [NW/ W]	[Valid=6 /-] [Invalid=4414 /-]		
Value	Label	Cases	Percentage
0	Say or do something to humiliate you in front of others?	0	
2	No	0	
3	Threaten to hurt or harm you or someone close to you?	0	
4	Insult you or make you feel bad about yourself?	0	
5	Push you, shake you, or throw something at you	0	
6	Slap you	0	
7	Twist your arm or pull your hair	0	
8	Punch you with his fist or something that could hurt you	0	
9	Kick you, drag you, or beat you up	0	
10	Try to choke you or burn you on purpose	0	
11	Threatened to attack you with a knife or other weapon	0	
12	Attacked you with a weapon	0	
13	Touched you in a sexual way (e.g. kissing, grabbing, or fondling), when you did not want them to	6	100.0%
14	Try to have sexual intercourse with you when you did not want to but did not succeed	0	
15	Physically forced you to have sexual intercourse even when you did not want to	0	
16	Forced you to perform sexual acts when you did not want to	0	

# srs_female_violen_12mths_13: Has any male done any of the following things to you in the last 12 months:			
Value	Label	Cases	Percentage
Sysmiss		4414	
Warning: these figures indicate the number of cases found in the data file. They cannot be interpreted as summary statistics of the population of interest.			
# srs_female_violen_12mths_14: Has any male done any of the following things to you in the last 12 months:			
Information	[Type= discrete] [Format=numeric] [Range= 0-16] [Missing=*]		
Statistics [NW/ W]	[Valid=6 /-] [Invalid=4414 /-]		
Value	Label	Cases	Percentage
0	Say or do something to humiliate you in front of others?	0	
2	No	0	
3	Threaten to hurt or harm you or someone close to you?	0	
4	Insult you or make you feel bad about yourself?	0	
5	Push you, shake you, or throw something at you	0	
6	Slap you	0	
7	Twist your arm or pull your hair	0	
8	Punch you with his fist or something that could hurt you	0	
9	Kick you, drag you, or beat you up	0	
10	Try to choke you or burn you on purpose	0	
11	Threatened to attack you with a knife or other weapon	0	
12	Attacked you with a weapon	0	
13	Touched you in a sexual way (e.g. kissing, grabbing, or fondling), when you did not want them to	0	
14	Try to have sexual intercourse with you when you did not want to but did not succeed	6	100.0%
15	Physically forced you to have sexual intercourse even when you did not want to	0	
16	Forced you to perform sexual acts when you did not want to	0	
Sysmiss		4414	
Warning: these figures indicate the number of cases found in the data file. They cannot be interpreted as summary statistics of the population of interest.			
# srs_female_violen_12mths_15: Has any male done any of the following things to you in the last 12 months:			
Information	[Type= discrete] [Format=numeric] [Range= 0-16] [Missing=*]		
Statistics [NW/ W]	[Valid=6 /-] [Invalid=4414 /-]		
Value	Label	Cases	Percentage
0	Say or do something to humiliate you in front of others?	0	
2	No	0	
3	Threaten to hurt or harm you or someone close to you?	0	
4	Insult you or make you feel bad about yourself?	0	
5	Push you, shake you, or throw something at you	0	
6	Slap you	0	
7	Twist your arm or pull your hair	0	
8	Punch you with his fist or something that could hurt you	0	
9	Kick you, drag you, or beat you up	0	
10	Try to choke you or burn you on purpose	0	
11	Threatened to attack you with a knife or other weapon	0	
12	Attacked you with a weapon	0	
13	Touched you in a sexual way (e.g. kissing, grabbing, or fondling), when you did not want them to	0	

# srs_female_violen_12mths_15: Has any male done any of the following things to you in the last 12 months:			
Value	Label	Cases	Percentage
14	Try to have sexual intercourse with you when you did not want to but did not succeed	0	
15	Physically forced you to have sexual intercourse even when you did not want to	6	<div></div> 100.0%
16	Forced you to perform sexual acts when you did not want to	0	
Sysmiss		4414	
Warning: these figures indicate the number of cases found in the data file. They cannot be interpreted as summary statistics of the population of interest.			
# srs_female_violen_12mths_16: Has any male done any of the following things to you in the last 12 months:			
Information	[Type= discrete] [Format=numeric] [Range= 0-16] [Missing=*]		
Statistics [NW/ W]	[Valid=7 /-] [Invalid=4413 /-]		
Value	Label	Cases	Percentage
0	Say or do something to humiliate you in front of others?	0	
2	No	0	
3	Threaten to hurt or harm you or someone close to you?	0	
4	Insult you or make you feel bad about yourself?	0	
5	Push you, shake you, or throw something at you	0	
6	Slap you	0	
7	Twist your arm or pull your hair	0	
8	Punch you with his fist or something that could hurt you	0	
9	Kick you, drag you, or beat you up	0	
10	Try to choke you or burn you on purpose	0	
11	Threatened to attack you with a knife or other weapon	0	
12	Attacked you with a weapon	0	
13	Touched you in a sexual way (e.g. kissing, grabbing, or fondling), when you did not want them to	0	
14	Try to have sexual intercourse with you when you did not want to but did not succeed	0	
15	Physically forced you to have sexual intercourse even when you did not want to	0	
16	Forced you to perform sexual acts when you did not want to	7	<div></div> 100.0%
Sysmiss		4413	
Warning: these figures indicate the number of cases found in the data file. They cannot be interpreted as summary statistics of the population of interest.			
# srs_female_violen_12mths_2: Has any male done any of the following things to you in the last 12 months:			
Information	[Type= discrete] [Format=numeric] [Range= 0-16] [Missing=*]		
Statistics [NW/ W]	[Valid=464 /-] [Invalid=3956 /-]		
Value	Label	Cases	Percentage
0	Say or do something to humiliate you in front of others?	0	
2	No	464	<div></div> 100.0%
3	Threaten to hurt or harm you or someone close to you?	0	
4	Insult you or make you feel bad about yourself?	0	
5	Push you, shake you, or throw something at you	0	
6	Slap you	0	
7	Twist your arm or pull your hair	0	
8	Punch you with his fist or something that could hurt you	0	
9	Kick you, drag you, or beat you up	0	

srs_female_violen_12mths_2: Has any male done any of the following things to you in the last 12 months:

Value	Label	Cases	Percentage
10	Try to choke you or burn you on purpose	0	
11	Threatened to attack you with a knife or other weapon	0	
12	Attacked you with a weapon	0	
13	Touched you in a sexual way (e.g. kissing, grabbing, or fondling), when you did not want them to	0	
14	Try to have sexual intercourse with you when you did not want to but did not succeed	0	
15	Physically forced you to have sexual intercourse even when you did not want to	0	
16	Forced you to perform sexual acts when you did not want to	0	
Sysmiss		3956	

Warning: these figures indicate the number of cases found in the data file. They cannot be interpreted as summary statistics of the population of interest.

srs_female_violen_12mths_3: Has any male done any of the following things to you in the last 12 months:

Information	[Type= discrete] [Format=numeric] [Range= 0-16] [Missing=*]
Statistics [NW/ W]	[Valid=17 /-] [Invalid=4403 /-]

Value	Label	Cases	Percentage
0	Say or do something to humiliate you in front of others?	0	
2	No	0	
3	Threaten to hurt or harm you or someone close to you?	17	100.0%
4	Insult you or make you feel bad about yourself?	0	
5	Push you, shake you, or throw something at you	0	
6	Slap you	0	
7	Twist your arm or pull your hair	0	
8	Punch you with his fist or something that could hurt you	0	
9	Kick you, drag you, or beat you up	0	
10	Try to choke you or burn you on purpose	0	
11	Threatened to attack you with a knife or other weapon	0	
12	Attacked you with a weapon	0	
13	Touched you in a sexual way (e.g. kissing, grabbing, or fondling), when you did not want them to	0	
14	Try to have sexual intercourse with you when you did not want to but did not succeed	0	
15	Physically forced you to have sexual intercourse even when you did not want to	0	
16	Forced you to perform sexual acts when you did not want to	0	
Sysmiss		4403	

Warning: these figures indicate the number of cases found in the data file. They cannot be interpreted as summary statistics of the population of interest.

srs_female_violen_12mths_4: Has any male done any of the following things to you in the last 12 months:

Information	[Type= discrete] [Format=numeric] [Range= 0-16] [Missing=*]
Statistics [NW/ W]	[Valid=33 /-] [Invalid=4387 /-]

Value	Label	Cases	Percentage
0	Say or do something to humiliate you in front of others?	0	
2	No	0	
3	Threaten to hurt or harm you or someone close to you?	0	
4	Insult you or make you feel bad about yourself?	33	100.0%
5	Push you, shake you, or throw something at you	0	

srs_female_violen_12mths_4: Has any male done any of the following things to you in the last 12 months:

Value	Label	Cases	Percentage
6	Slap you	0	
7	Twist your arm or pull your hair	0	
8	Punch you with his fist or something that could hurt you	0	
9	Kick you, drag you, or beat you up	0	
10	Try to choke you or burn you on purpose	0	
11	Threatened to attack you with a knife or other weapon	0	
12	Attacked you with a weapon	0	
13	Touched you in a sexual way (e.g. kissing, grabbing, or fondling), when you did not want them to	0	
14	Try to have sexual intercourse with you when you did not want to but did not succeed	0	
15	Physically forced you to have sexual intercourse even when you did not want to	0	
16	Forced you to perform sexual acts when you did not want to	0	
Sysmiss		4387	

Warning: these figures indicate the number of cases found in the data file. They cannot be interpreted as summary statistics of the population of interest.

srs_female_violen_12mths_5: Has any male done any of the following things to you in the last 12 months:

Information	[Type= discrete] [Format=numeric] [Range= 0-16] [Missing=*]
Statistics [NW/ W]	[Valid=5 /-] [Invalid=4415 /-]

Value	Label	Cases	Percentage
0	Say or do something to humiliate you in front of others?	0	
2	No	0	
3	Threaten to hurt or harm you or someone close to you?	0	
4	Insult you or make you feel bad about yourself?	0	
5	Push you, shake you, or throw something at you	5	100.0%
6	Slap you	0	
7	Twist your arm or pull your hair	0	
8	Punch you with his fist or something that could hurt you	0	
9	Kick you, drag you, or beat you up	0	
10	Try to choke you or burn you on purpose	0	
11	Threatened to attack you with a knife or other weapon	0	
12	Attacked you with a weapon	0	
13	Touched you in a sexual way (e.g. kissing, grabbing, or fondling), when you did not want them to	0	
14	Try to have sexual intercourse with you when you did not want to but did not succeed	0	
15	Physically forced you to have sexual intercourse even when you did not want to	0	
16	Forced you to perform sexual acts when you did not want to	0	
Sysmiss		4415	

Warning: these figures indicate the number of cases found in the data file. They cannot be interpreted as summary statistics of the population of interest.

srs_female_violen_12mths_6: Has any male done any of the following things to you in the last 12 months:

Information	[Type= discrete] [Format=numeric] [Range= 0-16] [Missing=*]
Statistics [NW/ W]	[Valid=33 /-] [Invalid=4387 /-]

Value	Label	Cases	Percentage
0	Say or do something to humiliate you in front of others?	0	

srs_female_violen_12mths_6: Has any male done any of the following things to you in the last 12 months:

Value	Label	Cases	Percentage
2	No	0	
3	Threaten to hurt or harm you or someone close to you?	0	
4	Insult you or make you feel bad about yourself?	0	
5	Push you, shake you, or throw something at you	0	
6	Slap you	33	100.0%
7	Twist your arm or pull your hair	0	
8	Punch you with his fist or something that could hurt you	0	
9	Kick you, drag you, or beat you up	0	
10	Try to choke you or burn you on purpose	0	
11	Threatened to attack you with a knife or other weapon	0	
12	Attacked you with a weapon	0	
13	Touched you in a sexual way (e.g. kissing, grabbing, or fondling), when you did not want them to	0	
14	Try to have sexual intercourse with you when you did not want to but did not succeed	0	
15	Physically forced you to have sexual intercourse even when you did not want to	0	
16	Forced you to perform sexual acts when you did not want to	0	
Sysmiss		4387	

Warning: these figures indicate the number of cases found in the data file. They cannot be interpreted as summary statistics of the population of interest.

srs_female_violen_12mths_7: Has any male done any of the following things to you in the last 12 months:

Information	[Type= discrete] [Format=numeric] [Range= 0-16] [Missing=*]
Statistics [NW/ W]	[Valid=4 /-] [Invalid=4416 /-]

Value	Label	Cases	Percentage
0	Say or do something to humiliate you in front of others?	0	
2	No	0	
3	Threaten to hurt or harm you or someone close to you?	0	
4	Insult you or make you feel bad about yourself?	0	
5	Push you, shake you, or throw something at you	0	
6	Slap you	0	
7	Twist your arm or pull your hair	4	100.0%
8	Punch you with his fist or something that could hurt you	0	
9	Kick you, drag you, or beat you up	0	
10	Try to choke you or burn you on purpose	0	
11	Threatened to attack you with a knife or other weapon	0	
12	Attacked you with a weapon	0	
13	Touched you in a sexual way (e.g. kissing, grabbing, or fondling), when you did not want them to	0	
14	Try to have sexual intercourse with you when you did not want to but did not succeed	0	
15	Physically forced you to have sexual intercourse even when you did not want to	0	
16	Forced you to perform sexual acts when you did not want to	0	
Sysmiss		4416	

Warning: these figures indicate the number of cases found in the data file. They cannot be interpreted as summary statistics of the population of interest.

# srs_female_violen_12mths_8: Has any male done any of the following things to you in the last 12 months:			
Information		[Type= discrete] [Format=numeric] [Range= 0-16] [Missing=*]	
Statistics [NW/ W]		[Valid=7 /-] [Invalid=4413 /-]	
Value	Label	Cases	Percentage
0	Say or do something to humiliate you in front of others?	0	
2	No	0	
3	Threaten to hurt or harm you or someone close to you?	0	
4	Insult you or make you feel bad about yourself?	0	
5	Push you, shake you, or throw something at you	0	
6	Slap you	0	
7	Twist your arm or pull your hair	0	
8	Punch you with his fist or something that could hurt you	7	<div><div></div></div> 100.0%
9	Kick you, drag you, or beat you up	0	
10	Try to choke you or burn you on purpose	0	
11	Threatened to attack you with a knife or other weapon	0	
12	Attacked you with a weapon	0	
13	Touched you in a sexual way (e.g. kissing, grabbing, or fondling), when you did not want them to	0	
14	Try to have sexual intercourse with you when you did not want to but did not succeed	0	
15	Physically forced you to have sexual intercourse even when you did not want to	0	
16	Forced you to perform sexual acts when you did not want to	0	
Sysmiss		4413	
Warning: these figures indicate the number of cases found in the data file. They cannot be interpreted as summary statistics of the population of interest.			
# srs_female_violen_12mths_9: Has any male done any of the following things to you in the last 12 months:			
Information		[Type= discrete] [Format=numeric] [Range= 0-16] [Missing=*]	
Statistics [NW/ W]		[Valid=7 /-] [Invalid=4413 /-]	
Value	Label	Cases	Percentage
0	Say or do something to humiliate you in front of others?	0	
2	No	0	
3	Threaten to hurt or harm you or someone close to you?	0	
4	Insult you or make you feel bad about yourself?	0	
5	Push you, shake you, or throw something at you	0	
6	Slap you	0	
7	Twist your arm or pull your hair	0	
8	Punch you with his fist or something that could hurt you	0	
9	Kick you, drag you, or beat you up	7	<div><div></div></div> 100.0%
10	Try to choke you or burn you on purpose	0	
11	Threatened to attack you with a knife or other weapon	0	
12	Attacked you with a weapon	0	
13	Touched you in a sexual way (e.g. kissing, grabbing, or fondling), when you did not want them to	0	
14	Try to have sexual intercourse with you when you did not want to but did not succeed	0	
15	Physically forced you to have sexual intercourse even when you did not want to	0	
16	Forced you to perform sexual acts when you did not want to	0	

# srs_female_violen_12mths_9: Has any male done any of the following things to you in the last 12 months:			
Value	Label	Cases	Percentage
Sysmiss		4413	
Warning: these figures indicate the number of cases found in the data file. They cannot be interpreted as summary statistics of the population of interest.			
# srs_male_violence_0: Has anyone ever done any of the following things to you:			
Information	[Type= discrete] [Format=numeric] [Range= 0-16] [Missing=*]		
Statistics [NW/ W]	[Valid=404 -] [Invalid=4016 -]		
Value	Label	Cases	Percentage
0	Say or do something to humiliate you in front of others?	404	100.0%
2	No	0	
3	Threaten to hurt or harm you or someone close to you?	0	
4	Insult you or make you feel bad about yourself?	0	
5	Push you, shake you, or throw something at you	0	
6	Slap you	0	
7	Twist your arm or pull your hair	0	
8	Punch you with his fist or something that could hurt you	0	
9	Kick you, drag you, or beat you up	0	
10	Try to choke you or burn you on purpose	0	
11	Threatened to attack you with a knife or other weapon	0	
12	Attacked you with a weapon	0	
13	Touched you in a sexual way (e.g. kissing, grabbing, or fondling), when you did not want them to	0	
14	Try to have sexual intercourse with you when you did not want to but did not succeed	0	
15	Physically forced you to have sexual intercourse even when you did not want to	0	
16	Forced you to perform sexual acts when you did not want to	0	
Sysmiss		4016	
Warning: these figures indicate the number of cases found in the data file. They cannot be interpreted as summary statistics of the population of interest.			
# srs_male_violence_10: Has anyone ever done any of the following things to you:			
Information	[Type= discrete] [Format=numeric] [Range= 0-16] [Missing=*]		
Statistics [NW/ W]	[Valid=85 -] [Invalid=4335 -]		
Value	Label	Cases	Percentage
0	Say or do something to humiliate you in front of others?	0	
2	No	0	
3	Threaten to hurt or harm you or someone close to you?	0	
4	Insult you or make you feel bad about yourself?	0	
5	Push you, shake you, or throw something at you	0	
6	Slap you	0	
7	Twist your arm or pull your hair	0	
8	Punch you with his fist or something that could hurt you	0	
9	Kick you, drag you, or beat you up	0	
10	Try to choke you or burn you on purpose	85	100.0%
11	Threatened to attack you with a knife or other weapon	0	
12	Attacked you with a weapon	0	
13	Touched you in a sexual way (e.g. kissing, grabbing, or fondling), when you did not want them to	0	

# srs_male_violence_10: Has anyone ever done any of the following things to you:			
Value	Label	Cases	Percentage
14	Try to have sexual intercourse with you when you did not want to but did not succeed	0	
15	Physically forced you to have sexual intercourse even when you did not want to	0	
16	Forced you to perform sexual acts when you did not want to	0	
Sysmiss		4335	
Warning: these figures indicate the number of cases found in the data file. They cannot be interpreted as summary statistics of the population of interest.			
# srs_male_violence_11: Has anyone ever done any of the following things to you:			
Information	[Type= discrete] [Format=numeric] [Range= 0-16] [Missing=*]		
Statistics [NW/ W]	[Valid=301 /-] [Invalid=4119 /-]		
Value	Label	Cases	Percentage
0	Say or do something to humiliate you in front of others?	0	
2	No	0	
3	Threaten to hurt or harm you or someone close to you?	0	
4	Insult you or make you feel bad about yourself?	0	
5	Push you, shake you, or throw something at you	0	
6	Slap you	0	
7	Twist your arm or pull your hair	0	
8	Punch you with his fist or something that could hurt you	0	
9	Kick you, drag you, or beat you up	0	
10	Try to choke you or burn you on purpose	0	
11	Threatened to attack you with a knife or other weapon	301	100.0%
12	Attacked you with a weapon	0	
13	Touched you in a sexual way (e.g. kissing, grabbing, or fondling), when you did not want them to	0	
14	Try to have sexual intercourse with you when you did not want to but did not succeed	0	
15	Physically forced you to have sexual intercourse even when you did not want to	0	
16	Forced you to perform sexual acts when you did not want to	0	
Sysmiss		4119	
Warning: these figures indicate the number of cases found in the data file. They cannot be interpreted as summary statistics of the population of interest.			
# srs_male_violence_12: Has anyone ever done any of the following things to you:			
Information	[Type= discrete] [Format=numeric] [Range= 0-16] [Missing=*]		
Statistics [NW/ W]	[Valid=149 /-] [Invalid=4271 /-]		
Value	Label	Cases	Percentage
0	Say or do something to humiliate you in front of others?	0	
2	No	0	
3	Threaten to hurt or harm you or someone close to you?	0	
4	Insult you or make you feel bad about yourself?	0	
5	Push you, shake you, or throw something at you	0	
6	Slap you	0	
7	Twist your arm or pull your hair	0	
8	Punch you with his fist or something that could hurt you	0	
9	Kick you, drag you, or beat you up	0	

# srs_male_violence_12: Has anyone ever done any of the following things to you:			
Value	Label	Cases	Percentage
10	Try to choke you or burn you on purpose	0	
11	Threatened to attack you with a knife or other weapon	0	
12	Attacked you with a weapon	149	100.0%
13	Touched you in a sexual way (e.g. kissing, grabbing, or fondling), when you did not want them to	0	
14	Try to have sexual intercourse with you when you did not want to but did not succeed	0	
15	Physically forced you to have sexual intercourse even when you did not want to	0	
16	Forced you to perform sexual acts when you did not want to	0	
Sysmiss		4271	
Warning: these figures indicate the number of cases found in the data file. They cannot be interpreted as summary statistics of the population of interest.			
# srs_male_violence_13: Has anyone ever done any of the following things to you:			
Information	[Type= discrete] [Format=numeric] [Range= 0-16] [Missing=*]		
Statistics [NW/ W]	[Valid=72 /-] [Invalid=4348 /-]		
Value	Label	Cases	Percentage
0	Say or do something to humiliate you in front of others?	0	
2	No	0	
3	Threaten to hurt or harm you or someone close to you?	0	
4	Insult you or make you feel bad about yourself?	0	
5	Push you, shake you, or throw something at you	0	
6	Slap you	0	
7	Twist your arm or pull your hair	0	
8	Punch you with his fist or something that could hurt you	0	
9	Kick you, drag you, or beat you up	0	
10	Try to choke you or burn you on purpose	0	
11	Threatened to attack you with a knife or other weapon	0	
12	Attacked you with a weapon	0	
13	Touched you in a sexual way (e.g. kissing, grabbing, or fondling), when you did not want them to	72	100.0%
14	Try to have sexual intercourse with you when you did not want to but did not succeed	0	
15	Physically forced you to have sexual intercourse even when you did not want to	0	
16	Forced you to perform sexual acts when you did not want to	0	
Sysmiss		4348	
Warning: these figures indicate the number of cases found in the data file. They cannot be interpreted as summary statistics of the population of interest.			
# srs_male_violence_14: Has anyone ever done any of the following things to you:			
Information	[Type= discrete] [Format=numeric] [Range= 0-16] [Missing=*]		
Statistics [NW/ W]	[Valid=49 /-] [Invalid=4371 /-]		
Value	Label	Cases	Percentage
0	Say or do something to humiliate you in front of others?	0	
2	No	0	
3	Threaten to hurt or harm you or someone close to you?	0	
4	Insult you or make you feel bad about yourself?	0	
5	Push you, shake you, or throw something at you	0	

# srs_male_violence_14: Has anyone ever done any of the following things to you:			
Value	Label	Cases	Percentage
6	Slap you	0	
7	Twist your arm or pull your hair	0	
8	Punch you with his fist or something that could hurt you	0	
9	Kick you, drag you, or beat you up	0	
10	Try to choke you or burn you on purpose	0	
11	Threatened to attack you with a knife or other weapon	0	
12	Attacked you with a weapon	0	
13	Touched you in a sexual way (e.g. kissing, grabbing, or fondling), when you did not want them to	0	
14	Try to have sexual intercourse with you when you did not want to but did not succeed	49	100.0%
15	Physically forced you to have sexual intercourse even when you did not want to	0	
16	Forced you to perform sexual acts when you did not want to	0	
Sysmiss		4371	
Warning: these figures indicate the number of cases found in the data file. They cannot be interpreted as summary statistics of the population of interest.			
# srs_male_violence_15: Has anyone ever done any of the following things to you:			
Information	[Type= discrete] [Format=numeric] [Range= 0-16] [Missing=*]		
Statistics [NW/ W]	[Valid=26 /-] [Invalid=4394 /-]		
Value	Label	Cases	Percentage
0	Say or do something to humiliate you in front of others?	0	
2	No	0	
3	Threaten to hurt or harm you or someone close to you?	0	
4	Insult you or make you feel bad about yourself?	0	
5	Push you, shake you, or throw something at you	0	
6	Slap you	0	
7	Twist your arm or pull your hair	0	
8	Punch you with his fist or something that could hurt you	0	
9	Kick you, drag you, or beat you up	0	
10	Try to choke you or burn you on purpose	0	
11	Threatened to attack you with a knife or other weapon	0	
12	Attacked you with a weapon	0	
13	Touched you in a sexual way (e.g. kissing, grabbing, or fondling), when you did not want them to	0	
14	Try to have sexual intercourse with you when you did not want to but did not succeed	0	
15	Physically forced you to have sexual intercourse even when you did not want to	26	100.0%
16	Forced you to perform sexual acts when you did not want to	0	
Sysmiss		4394	
Warning: these figures indicate the number of cases found in the data file. They cannot be interpreted as summary statistics of the population of interest.			
# srs_male_violence_16: Has anyone ever done any of the following things to you:			
Information	[Type= discrete] [Format=numeric] [Range= 0-16] [Missing=*]		
Statistics [NW/ W]	[Valid=31 /-] [Invalid=4389 /-]		
Value	Label	Cases	Percentage
0	Say or do something to humiliate you in front of others?	0	

# srs_male_violence_16: Has anyone ever done any of the following things to you:			
Value	Label	Cases	Percentage
2	No	0	
3	Threaten to hurt or harm you or someone close to you?	0	
4	Insult you or make you feel bad about yourself?	0	
5	Push you, shake you, or throw something at you	0	
6	Slap you	0	
7	Twist your arm or pull your hair	0	
8	Punch you with his fist or something that could hurt you	0	
9	Kick you, drag you, or beat you up	0	
10	Try to choke you or burn you on purpose	0	
11	Threatened to attack you with a knife or other weapon	0	
12	Attacked you with a weapon	0	
13	Touched you in a sexual way (e.g. kissing, grabbing, or fondling), when you did not want them to	0	
14	Try to have sexual intercourse with you when you did not want to but did not succeed	0	
15	Physically forced you to have sexual intercourse even when you did not want to	0	
16	Forced you to perform sexual acts when you did not want to	31	<div><div></div></div> 100.0%
Sysmiss		4389	
Warning: these figures indicate the number of cases found in the data file. They cannot be interpreted as summary statistics of the population of interest.			
# srs_male_violence_2: Has anyone ever done any of the following things to you:			
Information	[Type= discrete] [Format=numeric] [Range= 0-16] [Missing=*]		
Statistics [NW/ W]	[Valid=1372 /-] [Invalid=3048 /-]		
Value	Label	Cases	Percentage
0	Say or do something to humiliate you in front of others?	0	
2	No	1372	<div><div></div></div> 100.0%
3	Threaten to hurt or harm you or someone close to you?	0	
4	Insult you or make you feel bad about yourself?	0	
5	Push you, shake you, or throw something at you	0	
6	Slap you	0	
7	Twist your arm or pull your hair	0	
8	Punch you with his fist or something that could hurt you	0	
9	Kick you, drag you, or beat you up	0	
10	Try to choke you or burn you on purpose	0	
11	Threatened to attack you with a knife or other weapon	0	
12	Attacked you with a weapon	0	
13	Touched you in a sexual way (e.g. kissing, grabbing, or fondling), when you did not want them to	0	
14	Try to have sexual intercourse with you when you did not want to but did not succeed	0	
15	Physically forced you to have sexual intercourse even when you did not want to	0	
16	Forced you to perform sexual acts when you did not want to	0	
Sysmiss		3048	
Warning: these figures indicate the number of cases found in the data file. They cannot be interpreted as summary statistics of the population of interest.			

# srs_male_violence_3: Has anyone ever done any of the following things to you:			
Information		[Type= discrete] [Format=numeric] [Range= 0-16] [Missing=*]	
Statistics [NW/ W]		[Valid=248 /-] [Invalid=4172 /-]	
Value	Label	Cases	Percentage
0	Say or do something to humiliate you in front of others?	0	<div><div></div></div> 100.0%
2	No	0	
3	Threaten to hurt or harm you or someone close to you?	248	
4	Insult you or make you feel bad about yourself?	0	
5	Push you, shake you, or throw something at you	0	
6	Slap you	0	
7	Twist your arm or pull your hair	0	
8	Punch you with his fist or something that could hurt you	0	
9	Kick you, drag you, or beat you up	0	
10	Try to choke you or burn you on purpose	0	
11	Threatened to attack you with a knife or other weapon	0	
12	Attacked you with a weapon	0	
13	Touched you in a sexual way (e.g. kissing, grabbing, or fondling), when you did not want them to	0	
14	Try to have sexual intercourse with you when you did not want to but did not succeed	0	
15	Physically forced you to have sexual intercourse even when you did not want to	0	
16	Forced you to perform sexual acts when you did not want to	0	
Sysmiss		4172	
Warning: these figures indicate the number of cases found in the data file. They cannot be interpreted as summary statistics of the population of interest.			
# srs_male_violence_4: Has anyone ever done any of the following things to you:			
Information		[Type= discrete] [Format=numeric] [Range= 0-16] [Missing=*]	
Statistics [NW/ W]		[Valid=492 /-] [Invalid=3928 /-]	
Value	Label	Cases	Percentage
0	Say or do something to humiliate you in front of others?	0	<div><div></div></div> 100.0%
2	No	0	
3	Threaten to hurt or harm you or someone close to you?	0	
4	Insult you or make you feel bad about yourself?	492	
5	Push you, shake you, or throw something at you	0	
6	Slap you	0	
7	Twist your arm or pull your hair	0	
8	Punch you with his fist or something that could hurt you	0	
9	Kick you, drag you, or beat you up	0	
10	Try to choke you or burn you on purpose	0	
11	Threatened to attack you with a knife or other weapon	0	
12	Attacked you with a weapon	0	
13	Touched you in a sexual way (e.g. kissing, grabbing, or fondling), when you did not want them to	0	
14	Try to have sexual intercourse with you when you did not want to but did not succeed	0	
15	Physically forced you to have sexual intercourse even when you did not want to	0	
16	Forced you to perform sexual acts when you did not want to	0	

# srs_male_violence_4: Has anyone ever done any of the following things to you:			
Value	Label	Cases	Percentage
Sysmiss		3928	
Warning: these figures indicate the number of cases found in the data file. They cannot be interpreted as summary statistics of the population of interest.			
# srs_male_violence_5: Has anyone ever done any of the following things to you:			
Information	[Type= discrete] [Format=numeric] [Range= 0-16] [Missing=*]		
Statistics [NW/ W]	[Valid=278 /-] [Invalid=4142 /-]		
Value	Label	Cases	Percentage
0	Say or do something to humiliate you in front of others?	0	
2	No	0	
3	Threaten to hurt or harm you or someone close to you?	0	
4	Insult you or make you feel bad about yourself?	0	
5	Push you, shake you, or throw something at you	278	100.0%
6	Slap you	0	
7	Twist your arm or pull your hair	0	
8	Punch you with his fist or something that could hurt you	0	
9	Kick you, drag you, or beat you up	0	
10	Try to choke you or burn you on purpose	0	
11	Threatened to attack you with a knife or other weapon	0	
12	Attacked you with a weapon	0	
13	Touched you in a sexual way (e.g. kissing, grabbing, or fondling), when you did not want them to	0	
14	Try to have sexual intercourse with you when you did not want to but did not succeed	0	
15	Physically forced you to have sexual intercourse even when you did not want to	0	
16	Forced you to perform sexual acts when you did not want to	0	
Sysmiss		4142	
Warning: these figures indicate the number of cases found in the data file. They cannot be interpreted as summary statistics of the population of interest.			
# srs_male_violence_6: Has anyone ever done any of the following things to you:			
Information	[Type= discrete] [Format=numeric] [Range= 0-16] [Missing=*]		
Statistics [NW/ W]	[Valid=449 /-] [Invalid=3971 /-]		
Value	Label	Cases	Percentage
0	Say or do something to humiliate you in front of others?	0	
2	No	0	
3	Threaten to hurt or harm you or someone close to you?	0	
4	Insult you or make you feel bad about yourself?	0	
5	Push you, shake you, or throw something at you	0	
6	Slap you	449	100.0%
7	Twist your arm or pull your hair	0	
8	Punch you with his fist or something that could hurt you	0	
9	Kick you, drag you, or beat you up	0	
10	Try to choke you or burn you on purpose	0	
11	Threatened to attack you with a knife or other weapon	0	
12	Attacked you with a weapon	0	
13	Touched you in a sexual way (e.g. kissing, grabbing, or fondling), when you did not want them to	0	

# srs_male_violence_6: Has anyone ever done any of the following things to you:			
Value	Label	Cases	Percentage
14	Try to have sexual intercourse with you when you did not want to but did not succeed	0	
15	Physically forced you to have sexual intercourse even when you did not want to	0	
16	Forced you to perform sexual acts when you did not want to	0	
Sysmiss		3971	
Warning: these figures indicate the number of cases found in the data file. They cannot be interpreted as summary statistics of the population of interest.			
# srs_male_violence_7: Has anyone ever done any of the following things to you:			
Information	[Type= discrete] [Format=numeric] [Range= 0-16] [Missing=*]		
Statistics [NW/ W]	[Valid=115 /-] [Invalid=4305 /-]		
Value	Label	Cases	Percentage
0	Say or do something to humiliate you in front of others?	0	
2	No	0	
3	Threaten to hurt or harm you or someone close to you?	0	
4	Insult you or make you feel bad about yourself?	0	
5	Push you, shake you, or throw something at you	0	
6	Slap you	0	
7	Twist your arm or pull your hair	115	100.0%
8	Punch you with his fist or something that could hurt you	0	
9	Kick you, drag you, or beat you up	0	
10	Try to choke you or burn you on purpose	0	
11	Threatened to attack you with a knife or other weapon	0	
12	Attacked you with a weapon	0	
13	Touched you in a sexual way (e.g. kissing, grabbing, or fondling), when you did not want them to	0	
14	Try to have sexual intercourse with you when you did not want to but did not succeed	0	
15	Physically forced you to have sexual intercourse even when you did not want to	0	
16	Forced you to perform sexual acts when you did not want to	0	
Sysmiss		4305	
Warning: these figures indicate the number of cases found in the data file. They cannot be interpreted as summary statistics of the population of interest.			
# srs_male_violence_8: Has anyone ever done any of the following things to you:			
Information	[Type= discrete] [Format=numeric] [Range= 0-16] [Missing=*]		
Statistics [NW/ W]	[Valid=290 /-] [Invalid=4130 /-]		
Value	Label	Cases	Percentage
0	Say or do something to humiliate you in front of others?	0	
2	No	0	
3	Threaten to hurt or harm you or someone close to you?	0	
4	Insult you or make you feel bad about yourself?	0	
5	Push you, shake you, or throw something at you	0	
6	Slap you	0	
7	Twist your arm or pull your hair	0	
8	Punch you with his fist or something that could hurt you	290	100.0%
9	Kick you, drag you, or beat you up	0	

srs_male_violence_8: Has anyone ever done any of the following things to you:

Value	Label	Cases	Percentage
10	Try to choke you or burn you on purpose	0	
11	Threatened to attack you with a knife or other weapon	0	
12	Attacked you with a weapon	0	
13	Touched you in a sexual way (e.g. kissing, grabbing, or fondling), when you did not want them to	0	
14	Try to have sexual intercourse with you when you did not want to but did not succeed	0	
15	Physically forced you to have sexual intercourse even when you did not want to	0	
16	Forced you to perform sexual acts when you did not want to	0	
Sysmiss		4130	

Warning: these figures indicate the number of cases found in the data file. They cannot be interpreted as summary statistics of the population of interest.

# srs_male_violence_9: Has anyone ever done any of the following things to you:			
Information	[Type= discrete] [Format=numeric] [Range= 0-16] [Missing=*]		
Statistics [NW/ W]	[Valid=238 /-] [Invalid=4182 /-]		
Value	Label	Cases	Percentage
0	Say or do something to humiliate you in front of others?	0	
2	No	0	
3	Threaten to hurt or harm you or someone close to you?	0	
4	Insult you or make you feel bad about yourself?	0	
5	Push you, shake you, or throw something at you	0	
6	Slap you	0	
7	Twist your arm or pull your hair	0	
8	Punch you with his fist or something that could hurt you	0	
9	Kick you, drag you, or beat you up	238	100.0%
10	Try to choke you or burn you on purpose	0	
11	Threatened to attack you with a knife or other weapon	0	
12	Attacked you with a weapon	0	
13	Touched you in a sexual way (e.g. kissing, grabbing, or fondling), when you did not want them to	0	
14	Try to have sexual intercourse with you when you did not want to but did not succeed	0	
15	Physically forced you to have sexual intercourse even when you did not want to	0	
16	Forced you to perform sexual acts when you did not want to	0	
Sysmiss		4182	
Warning: these figures indicate the number of cases found in the data file. They cannot be interpreted as summary statistics of the population of interest.			
# srs_male_violen_12mths_0: Has anyone ever done any of the following things to you in the last 12 months:			
Information	[Type= discrete] [Format=numeric] [Range= 0-16] [Missing=*]		
Statistics [NW/ W]	[Valid=233 /-] [Invalid=4187 /-]		
Value	Label	Cases	Percentage
0	Say or do something to humiliate you in front of others?	233	100.0%
2	No	0	
3	Threaten to hurt or harm you or someone close to you?	0	
4	Insult you or make you feel bad about yourself?	0	
5	Push you, shake you, or throw something at you	0	
6	Slap you	0	
7	Twist your arm or pull your hair	0	
8	Punch you with his fist or something that could hurt you	0	
9	Kick you, drag you, or beat you up	0	
10	Try to choke you or burn you on purpose	0	
11	Threatened to attack you with a knife or other weapon	0	
12	Attacked you with a weapon	0	
13	Touched you in a sexual way (e.g. kissing, grabbing, or fondling), when you did not want them to	0	
14	Try to have sexual intercourse with you when you did not want to but did not succeed	0	
15	Physically forced you to have sexual intercourse even when you did not want to	0	
16	Forced you to perform sexual acts when you did not want to	0	

# srs_male_violen_12mths_0: Has anyone ever done any of the following things to you in the last 12 months:			
Value	Label	Cases	Percentage
Sysmiss		4187	
Warning: these figures indicate the number of cases found in the data file. They cannot be interpreted as summary statistics of the population of interest.			
# srs_male_violen_12mths_10: Has anyone ever done any of the following things to you in the last 12 months:			
Information	[Type= discrete] [Format=numeric] [Range= 0-16] [Missing=*]		
Statistics [NW/ W]	[Valid=43 /-] [Invalid=4377 /-]		
Value	Label	Cases	Percentage
0	Say or do something to humiliate you in front of others?	0	
2	No	0	
3	Threaten to hurt or harm you or someone close to you?	0	
4	Insult you or make you feel bad about yourself?	0	
5	Push you, shake you, or throw something at you	0	
6	Slap you	0	
7	Twist your arm or pull your hair	0	
8	Punch you with his fist or something that could hurt you	0	
9	Kick you, drag you, or beat you up	0	
10	Try to choke you or burn you on purpose	43	100.0%
11	Threatened to attack you with a knife or other weapon	0	
12	Attacked you with a weapon	0	
13	Touched you in a sexual way (e.g. kissing, grabbing, or fondling), when you did not want them to	0	
14	Try to have sexual intercourse with you when you did not want to but did not succeed	0	
15	Physically forced you to have sexual intercourse even when you did not want to	0	
16	Forced you to perform sexual acts when you did not want to	0	
Sysmiss		4377	
Warning: these figures indicate the number of cases found in the data file. They cannot be interpreted as summary statistics of the population of interest.			
# srs_male_violen_12mths_11: Has anyone ever done any of the following things to you in the last 12 months:			
Information	[Type= discrete] [Format=numeric] [Range= 0-16] [Missing=*]		
Statistics [NW/ W]	[Valid=144 /-] [Invalid=4276 /-]		
Value	Label	Cases	Percentage
0	Say or do something to humiliate you in front of others?	0	
2	No	0	
3	Threaten to hurt or harm you or someone close to you?	0	
4	Insult you or make you feel bad about yourself?	0	
5	Push you, shake you, or throw something at you	0	
6	Slap you	0	
7	Twist your arm or pull your hair	0	
8	Punch you with his fist or something that could hurt you	0	
9	Kick you, drag you, or beat you up	0	
10	Try to choke you or burn you on purpose	0	
11	Threatened to attack you with a knife or other weapon	144	100.0%
12	Attacked you with a weapon	0	
13	Touched you in a sexual way (e.g. kissing, grabbing, or fondling), when you did not want them to	0	

# srs_male_violen_12mths_11: Has anyone ever done any of the following things to you in the last 12 months:			
Value	Label	Cases	Percentage
14	Try to have sexual intercourse with you when you did not want to but did not succeed	0	
15	Physically forced you to have sexual intercourse even when you did not want to	0	
16	Forced you to perform sexual acts when you did not want to	0	
Sysmiss		4276	
Warning: these figures indicate the number of cases found in the data file. They cannot be interpreted as summary statistics of the population of interest.			
# srs_male_violen_12mths_12: Has anyone ever done any of the following things to you in the last 12 months:			
Information	[Type= discrete] [Format=numeric] [Range= 0-16] [Missing=*]		
Statistics [NW/ W]	[Valid=84 /-] [Invalid=4336 /-]		
Value	Label	Cases	Percentage
0	Say or do something to humiliate you in front of others?	0	
2	No	0	
3	Threaten to hurt or harm you or someone close to you?	0	
4	Insult you or make you feel bad about yourself?	0	
5	Push you, shake you, or throw something at you	0	
6	Slap you	0	
7	Twist your arm or pull your hair	0	
8	Punch you with his fist or something that could hurt you	0	
9	Kick you, drag you, or beat you up	0	
10	Try to choke you or burn you on purpose	0	
11	Threatened to attack you with a knife or other weapon	0	
12	Attacked you with a weapon	84	100.0%
13	Touched you in a sexual way (e.g. kissing, grabbing, or fondling), when you did not want them to	0	
14	Try to have sexual intercourse with you when you did not want to but did not succeed	0	
15	Physically forced you to have sexual intercourse even when you did not want to	0	
16	Forced you to perform sexual acts when you did not want to	0	
Sysmiss		4336	
Warning: these figures indicate the number of cases found in the data file. They cannot be interpreted as summary statistics of the population of interest.			
# srs_male_violen_12mths_13: Has anyone ever done any of the following things to you in the last 12 months:			
Information	[Type= discrete] [Format=numeric] [Range= 0-16] [Missing=*]		
Statistics [NW/ W]	[Valid=31 /-] [Invalid=4389 /-]		
Value	Label	Cases	Percentage
0	Say or do something to humiliate you in front of others?	0	
2	No	0	
3	Threaten to hurt or harm you or someone close to you?	0	
4	Insult you or make you feel bad about yourself?	0	
5	Push you, shake you, or throw something at you	0	
6	Slap you	0	
7	Twist your arm or pull your hair	0	
8	Punch you with his fist or something that could hurt you	0	
9	Kick you, drag you, or beat you up	0	

# srs_male_violen_12mths_13: Has anyone ever done any of the following things to you in the last 12 months:				
Value	Label	Cases	Percentage	
10	Try to choke you or burn you on purpose	0	<div><div></div></div> 100.0%	
11	Threatened to attack you with a knife or other weapon	0		
12	Attacked you with a weapon	0		
13	Touched you in a sexual way (e.g. kissing, grabbing, or fondling), when you did not want them to	31		
14	Try to have sexual intercourse with you when you did not want to but did not succeed	0		
15	Physically forced you to have sexual intercourse even when you did not want to	0		
16	Forced you to perform sexual acts when you did not want to	0		
Sysmiss		4389		
Warning: these figures indicate the number of cases found in the data file. They cannot be interpreted as summary statistics of the population of interest.				
# srs_male_violen_12mths_14: Has anyone ever done any of the following things to you in the last 12 months:				
Information	[Type= discrete] [Format=numeric] [Range= 0-16] [Missing=*]			
Statistics [NW/ W]	[Valid=31 /-] [Invalid=4389 /-]			
Value	Label	Cases	Percentage	
0	Say or do something to humiliate you in front of others?	0	<div><div></div></div> 100.0%	
2	No	0		
3	Threaten to hurt or harm you or someone close to you?	0		
4	Insult you or make you feel bad about yourself?	0		
5	Push you, shake you, or throw something at you	0		
6	Slap you	0		
7	Twist your arm or pull your hair	0		
8	Punch you with his fist or something that could hurt you	0		
9	Kick you, drag you, or beat you up	0		
10	Try to choke you or burn you on purpose	0		
11	Threatened to attack you with a knife or other weapon	0		
12	Attacked you with a weapon	0		
13	Touched you in a sexual way (e.g. kissing, grabbing, or fondling), when you did not want them to	0		
14	Try to have sexual intercourse with you when you did not want to but did not succeed	31		
15	Physically forced you to have sexual intercourse even when you did not want to	0		
16	Forced you to perform sexual acts when you did not want to	0		
Sysmiss		4389		
Warning: these figures indicate the number of cases found in the data file. They cannot be interpreted as summary statistics of the population of interest.				
# srs_male_violen_12mths_15: Has anyone ever done any of the following things to you in the last 12 months:				
Information	[Type= discrete] [Format=numeric] [Range= 0-16] [Missing=*]			
Statistics [NW/ W]	[Valid=20 /-] [Invalid=4400 /-]			
Value	Label	Cases	Percentage	
0	Say or do something to humiliate you in front of others?	0		
2	No	0		
3	Threaten to hurt or harm you or someone close to you?	0		
4	Insult you or make you feel bad about yourself?	0		
5	Push you, shake you, or throw something at you	0		

# srs_male_violen_12mths_15: Has anyone ever done any of the following things to you in the last 12 months:			
Value	Label	Cases	Percentage
6	Slap you	0	
7	Twist your arm or pull your hair	0	
8	Punch you with his fist or something that could hurt you	0	
9	Kick you, drag you, or beat you up	0	
10	Try to choke you or burn you on purpose	0	
11	Threatened to attack you with a knife or other weapon	0	
12	Attacked you with a weapon	0	
13	Touched you in a sexual way (e.g. kissing, grabbing, or fondling), when you did not want them to	0	
14	Try to have sexual intercourse with you when you did not want to but did not succeed	0	
15	Physically forced you to have sexual intercourse even when you did not want to	20	100.0%
16	Forced you to perform sexual acts when you did not want to	0	
Sysmiss		4400	
Warning: these figures indicate the number of cases found in the data file. They cannot be interpreted as summary statistics of the population of interest.			
# srs_male_violen_12mths_16: Has anyone ever done any of the following things to you in the last 12 months:			
Information	[Type= discrete] [Format=numeric] [Range= 0-16] [Missing=*]		
Statistics [NW/ W]	[Valid=15 /-] [Invalid=4405 /-]		
Value	Label	Cases	Percentage
0	Say or do something to humiliate you in front of others?	0	
2	No	0	
3	Threaten to hurt or harm you or someone close to you?	0	
4	Insult you or make you feel bad about yourself?	0	
5	Push you, shake you, or throw something at you	0	
6	Slap you	0	
7	Twist your arm or pull your hair	0	
8	Punch you with his fist or something that could hurt you	0	
9	Kick you, drag you, or beat you up	0	
10	Try to choke you or burn you on purpose	0	
11	Threatened to attack you with a knife or other weapon	0	
12	Attacked you with a weapon	0	
13	Touched you in a sexual way (e.g. kissing, grabbing, or fondling), when you did not want them to	0	
14	Try to have sexual intercourse with you when you did not want to but did not succeed	0	
15	Physically forced you to have sexual intercourse even when you did not want to	0	
16	Forced you to perform sexual acts when you did not want to	15	100.0%
Sysmiss		4405	
Warning: these figures indicate the number of cases found in the data file. They cannot be interpreted as summary statistics of the population of interest.			
# srs_male_violen_12mths_2: Has anyone ever done any of the following things to you in the last 12 months:			
Information	[Type= discrete] [Format=numeric] [Range= 0-16] [Missing=*]		
Statistics [NW/ W]	[Valid=1705 /-] [Invalid=2715 /-]		
Value	Label	Cases	Percentage
0	Say or do something to humiliate you in front of others?	0	

srs_male_violen_12mths_2: Has anyone ever done any of the following things to you in the last 12 months:

Value	Label	Cases	Percentage
2	No	1705	100.0%
3	Threaten to hurt or harm you or someone close to you?	0	
4	Insult you or make you feel bad about yourself?	0	
5	Push you, shake you, or throw something at you	0	
6	Slap you	0	
7	Twist your arm or pull your hair	0	
8	Punch you with his fist or something that could hurt you	0	
9	Kick you, drag you, or beat you up	0	
10	Try to choke you or burn you on purpose	0	
11	Threatened to attack you with a knife or other weapon	0	
12	Attacked you with a weapon	0	
13	Touched you in a sexual way (e.g. kissing, grabbing, or fondling), when you did not want them to	0	
14	Try to have sexual intercourse with you when you did not want to but did not succeed	0	
15	Physically forced you to have sexual intercourse even when you did not want to	0	
16	Forced you to perform sexual acts when you did not want to	0	
Sysmiss		2715	

Warning: these figures indicate the number of cases found in the data file. They cannot be interpreted as summary statistics of the population of interest.

srs_male_violen_12mths_3: Has anyone ever done any of the following things to you in the last 12 months:

Information	[Type= discrete] [Format=numeric] [Range= 0-16] [Missing=*]		
Statistics [NW/ W]	[Valid=155 /-] [Invalid=4265 /-]		
Value	Label	Cases	Percentage
0	Say or do something to humiliate you in front of others?	0	
2	No	0	
3	Threaten to hurt or harm you or someone close to you?	155	100.0%
4	Insult you or make you feel bad about yourself?	0	
5	Push you, shake you, or throw something at you	0	
6	Slap you	0	
7	Twist your arm or pull your hair	0	
8	Punch you with his fist or something that could hurt you	0	
9	Kick you, drag you, or beat you up	0	
10	Try to choke you or burn you on purpose	0	
11	Threatened to attack you with a knife or other weapon	0	
12	Attacked you with a weapon	0	
13	Touched you in a sexual way (e.g. kissing, grabbing, or fondling), when you did not want them to	0	
14	Try to have sexual intercourse with you when you did not want to but did not succeed	0	
15	Physically forced you to have sexual intercourse even when you did not want to	0	
16	Forced you to perform sexual acts when you did not want to	0	
Sysmiss		4265	

Warning: these figures indicate the number of cases found in the data file. They cannot be interpreted as summary statistics of the population of interest.

# srs_male_violen_12mths_4: Has anyone ever done any of the following things to you in the last 12 months:			
Information		[Type= discrete] [Format=numeric] [Range= 0-16] [Missing=*]	
Statistics [NW/ W]		[Valid=283 /-] [Invalid=4137 /-]	
Value	Label	Cases	Percentage
0	Say or do something to humiliate you in front of others?	0	<div><div></div></div> 100.0%
2	No	0	
3	Threaten to hurt or harm you or someone close to you?	0	
4	Insult you or make you feel bad about yourself?	283	
5	Push you, shake you, or throw something at you	0	
6	Slap you	0	
7	Twist your arm or pull your hair	0	
8	Punch you with his fist or something that could hurt you	0	
9	Kick you, drag you, or beat you up	0	
10	Try to choke you or burn you on purpose	0	
11	Threatened to attack you with a knife or other weapon	0	
12	Attacked you with a weapon	0	
13	Touched you in a sexual way (e.g. kissing, grabbing, or fondling), when you did not want them to	0	
14	Try to have sexual intercourse with you when you did not want to but did not succeed	0	
15	Physically forced you to have sexual intercourse even when you did not want to	0	
16	Forced you to perform sexual acts when you did not want to	0	
Sysmiss		4137	
Warning: these figures indicate the number of cases found in the data file. They cannot be interpreted as summary statistics of the population of interest.			
# srs_male_violen_12mths_5: Has anyone ever done any of the following things to you in the last 12 months:			
Information		[Type= discrete] [Format=numeric] [Range= 0-16] [Missing=*]	
Statistics [NW/ W]		[Valid=121 /-] [Invalid=4299 /-]	
Value	Label	Cases	Percentage
0	Say or do something to humiliate you in front of others?	0	<div><div></div></div> 100.0%
2	No	0	
3	Threaten to hurt or harm you or someone close to you?	0	
4	Insult you or make you feel bad about yourself?	0	
5	Push you, shake you, or throw something at you	121	
6	Slap you	0	
7	Twist your arm or pull your hair	0	
8	Punch you with his fist or something that could hurt you	0	
9	Kick you, drag you, or beat you up	0	
10	Try to choke you or burn you on purpose	0	
11	Threatened to attack you with a knife or other weapon	0	
12	Attacked you with a weapon	0	
13	Touched you in a sexual way (e.g. kissing, grabbing, or fondling), when you did not want them to	0	
14	Try to have sexual intercourse with you when you did not want to but did not succeed	0	
15	Physically forced you to have sexual intercourse even when you did not want to	0	
16	Forced you to perform sexual acts when you did not want to	0	

# srs_male_violen_12mths_5: Has anyone ever done any of the following things to you in the last 12 months:			
Value	Label	Cases	Percentage
Sysmiss		4299	
Warning: these figures indicate the number of cases found in the data file. They cannot be interpreted as summary statistics of the population of interest.			
# srs_male_violen_12mths_6: Has anyone ever done any of the following things to you in the last 12 months:			
Information	[Type= discrete] [Format=numeric] [Range= 0-16] [Missing=*]		
Statistics [NW/ W]	[Valid=211 -/] [Invalid=4209 -/]		
Value	Label	Cases	Percentage
0	Say or do something to humiliate you in front of others?	0	
2	No	0	
3	Threaten to hurt or harm you or someone close to you?	0	
4	Insult you or make you feel bad about yourself?	0	
5	Push you, shake you, or throw something at you	0	
6	Slap you	211	100.0%
7	Twist your arm or pull your hair	0	
8	Punch you with his fist or something that could hurt you	0	
9	Kick you, drag you, or beat you up	0	
10	Try to choke you or burn you on purpose	0	
11	Threatened to attack you with a knife or other weapon	0	
12	Attacked you with a weapon	0	
13	Touched you in a sexual way (e.g. kissing, grabbing, or fondling), when you did not want them to	0	
14	Try to have sexual intercourse with you when you did not want to but did not succeed	0	
15	Physically forced you to have sexual intercourse even when you did not want to	0	
16	Forced you to perform sexual acts when you did not want to	0	
Sysmiss		4209	
Warning: these figures indicate the number of cases found in the data file. They cannot be interpreted as summary statistics of the population of interest.			
# srs_male_violen_12mths_7: Has anyone ever done any of the following things to you in the last 12 months:			
Information	[Type= discrete] [Format=numeric] [Range= 0-16] [Missing=*]		
Statistics [NW/ W]	[Valid=65 -/] [Invalid=4355 -/]		
Value	Label	Cases	Percentage
0	Say or do something to humiliate you in front of others?	0	
2	No	0	
3	Threaten to hurt or harm you or someone close to you?	0	
4	Insult you or make you feel bad about yourself?	0	
5	Push you, shake you, or throw something at you	0	
6	Slap you	0	
7	Twist your arm or pull your hair	65	100.0%
8	Punch you with his fist or something that could hurt you	0	
9	Kick you, drag you, or beat you up	0	
10	Try to choke you or burn you on purpose	0	
11	Threatened to attack you with a knife or other weapon	0	
12	Attacked you with a weapon	0	
13	Touched you in a sexual way (e.g. kissing, grabbing, or fondling), when you did not want them to	0	

# srs_male_violen_12mths_7: Has anyone ever done any of the following things to you in the last 12 months:			
Value	Label	Cases	Percentage
14	Try to have sexual intercourse with you when you did not want to but did not succeed	0	
15	Physically forced you to have sexual intercourse even when you did not want to	0	
16	Forced you to perform sexual acts when you did not want to	0	
Sysmiss		4355	
Warning: these figures indicate the number of cases found in the data file. They cannot be interpreted as summary statistics of the population of interest.			
# srs_male_violen_12mths_8: Has anyone ever done any of the following things to you in the last 12 months:			
Information	[Type= discrete] [Format=numeric] [Range= 0-16] [Missing=*]		
Statistics [NW/ W]	[Valid=138 /-] [Invalid=4282 /-]		
Value	Label	Cases	Percentage
0	Say or do something to humiliate you in front of others?	0	
2	No	0	
3	Threaten to hurt or harm you or someone close to you?	0	
4	Insult you or make you feel bad about yourself?	0	
5	Push you, shake you, or throw something at you	0	
6	Slap you	0	
7	Twist your arm or pull your hair	0	
8	Punch you with his fist or something that could hurt you	138	100.0%
9	Kick you, drag you, or beat you up	0	
10	Try to choke you or burn you on purpose	0	
11	Threatened to attack you with a knife or other weapon	0	
12	Attacked you with a weapon	0	
13	Touched you in a sexual way (e.g. kissing, grabbing, or fondling), when you did not want them to	0	
14	Try to have sexual intercourse with you when you did not want to but did not succeed	0	
15	Physically forced you to have sexual intercourse even when you did not want to	0	
16	Forced you to perform sexual acts when you did not want to	0	
Sysmiss		4282	
Warning: these figures indicate the number of cases found in the data file. They cannot be interpreted as summary statistics of the population of interest.			
# srs_male_violen_12mths_9: Has anyone ever done any of the following things to you in the last 12 months:			
Information	[Type= discrete] [Format=numeric] [Range= 0-16] [Missing=*]		
Statistics [NW/ W]	[Valid=105 /-] [Invalid=4315 /-]		
Value	Label	Cases	Percentage
0	Say or do something to humiliate you in front of others?	0	
2	No	0	
3	Threaten to hurt or harm you or someone close to you?	0	
4	Insult you or make you feel bad about yourself?	0	
5	Push you, shake you, or throw something at you	0	
6	Slap you	0	
7	Twist your arm or pull your hair	0	
8	Punch you with his fist or something that could hurt you	0	
9	Kick you, drag you, or beat you up	105	100.0%

# srs_male_violen_12mths_9: Has anyone ever done any of the following things to you in the last 12 months:			
Value	Label	Cases	Percentage
10	Try to choke you or burn you on purpose	0	
11	Threatened to attack you with a knife or other weapon	0	
12	Attacked you with a weapon	0	
13	Touched you in a sexual way (e.g. kissing, grabbing, or fondling), when you did not want them to	0	
14	Try to have sexual intercourse with you when you did not want to but did not succeed	0	
15	Physically forced you to have sexual intercourse even when you did not want to	0	
16	Forced you to perform sexual acts when you did not want to	0	
Sysmiss		4315	
Warning: these figures indicate the number of cases found in the data file. They cannot be interpreted as summary statistics of the population of interest.			
# srs_sasa_expr_0: Has your partner/most recent partner done at least one of the following things t			
Information	[Type= discrete] [Format=numeric] [Range= 0-7] [Missing=*]		
Statistics [NW/ W]	[Valid=9 /-] [Invalid=4411 /-]		
Value	Label	Cases	Percentage
0	Pushed her or shoved her or pulled her hair	9	<div></div> 100.0%
2	No	0	
3	Hit her with his fist or something else that could hurt her	0	
4	Kicked her, dragged her or beat her up	0	
5	Choked or burnt her on purpose	0	
6	Threatened to use or actually used a gun, knife or other weapon against her	0	
7	Threatened to use or actually used a panga (stick) against her	0	
Sysmiss		4411	
Warning: these figures indicate the number of cases found in the data file. They cannot be interpreted as summary statistics of the population of interest.			
# srs_sasa_expr_2: Has your partner/most recent partner done at least one of the following things t			
Information	[Type= discrete] [Format=numeric] [Range= 0-7] [Missing=*]		
Statistics [NW/ W]	[Valid=702 /-] [Invalid=3718 /-]		
Value	Label	Cases	Percentage
0	Pushed her or shoved her or pulled her hair	0	
2	No	702	<div></div> 100.0%
3	Hit her with his fist or something else that could hurt her	0	
4	Kicked her, dragged her or beat her up	0	
5	Choked or burnt her on purpose	0	
6	Threatened to use or actually used a gun, knife or other weapon against her	0	
7	Threatened to use or actually used a panga (stick) against her	0	
Sysmiss		3718	
Warning: these figures indicate the number of cases found in the data file. They cannot be interpreted as summary statistics of the population of interest.			
# srs_sasa_expr_3: Has your partner/most recent partner done at least one of the following things t			
Information	[Type= discrete] [Format=numeric] [Range= 0-7] [Missing=*]		
Statistics [NW/ W]	[Valid=9 /-] [Invalid=4411 /-]		

# srs_sasa_expr_3: Has your partner/most recent partner done at least one of the following things t			
Value	Label	Cases	Percentage
0	Pushed her or shoved her or pulled her hair	0	
2	No	0	
3	Hit her with his fist or something else that could hurt her	9	100.0%
4	Kicked her, dragged her or beat her up	0	
5	Choked or burnt her on purpose	0	
6	Threatened to use or actually used a gun, knife or other weapon against her	0	
7	Threatened to use or actually used a panga (stick) against her	0	
Sysmiss		4411	
Warning: these figures indicate the number of cases found in the data file. They cannot be interpreted as summary statistics of the population of interest.			
# srs_sasa_expr_4: Has your partner/most recent partner done at least one of the following things t			
Information	[Type= discrete] [Format=numeric] [Range= 0-7] [Missing=*]		
Statistics [NW/ W]	[Valid=7 /-] [Invalid=4413 /-]		
Value	Label	Cases	Percentage
0	Pushed her or shoved her or pulled her hair	0	
2	No	0	
3	Hit her with his fist or something else that could hurt her	0	
4	Kicked her, dragged her or beat her up	7	100.0%
5	Choked or burnt her on purpose	0	
6	Threatened to use or actually used a gun, knife or other weapon against her	0	
7	Threatened to use or actually used a panga (stick) against her	0	
Sysmiss		4413	
Warning: these figures indicate the number of cases found in the data file. They cannot be interpreted as summary statistics of the population of interest.			
# srs_sasa_expr_5: Has your partner/most recent partner done at least one of the following things t			
Information	[Type= discrete] [Format=numeric] [Range= 0-7] [Missing=*]		
Statistics [NW/ W]	[Valid=7 /-] [Invalid=4413 /-]		
Value	Label	Cases	Percentage
0	Pushed her or shoved her or pulled her hair	0	
2	No	0	
3	Hit her with his fist or something else that could hurt her	0	
4	Kicked her, dragged her or beat her up	0	
5	Choked or burnt her on purpose	7	100.0%
6	Threatened to use or actually used a gun, knife or other weapon against her	0	
7	Threatened to use or actually used a panga (stick) against her	0	
Sysmiss		4413	
Warning: these figures indicate the number of cases found in the data file. They cannot be interpreted as summary statistics of the population of interest.			
# srs_sasa_expr_6: Has your partner/most recent partner done at least one of the following things t			
Information	[Type= discrete] [Format=numeric] [Range= 0-7] [Missing=*]		
Statistics [NW/ W]	[Valid=9 /-] [Invalid=4411 /-]		
Value	Label	Cases	Percentage
0	Pushed her or shoved her or pulled her hair	0	
2	No	0	

# srs_sasa_expr_6: Has your partner/most recent partner done at least one of the following things t			
Value	Label	Cases	Percentage
3	Hit her with his fist or something else that could hurt her	0	
4	Kicked her, dragged her or beat her up	0	
5	Choked or burnt her on purpose	0	
6	Threatened to use or actually used a gun, knife or other weapon against her	9	<div><div></div></div> 100.0%
7	Threatened to use or actually used a panga (stick) against her	0	
Sysmiss		4411	
Warning: these figures indicate the number of cases found in the data file. They cannot be interpreted as summary statistics of the population of interest.			
# srs_sasa_expr_7: Has your partner/most recent partner done at least one of the following things t			
Information	[Type= discrete] [Format=numeric] [Range= 0-7] [Missing=*]		
Statistics [NW/ W]	[Valid=7 /-] [Invalid=4413 /-]		
Value	Label	Cases	Percentage
0	Pushed her or shoved her or pulled her hair	0	
2	No	0	
3	Hit her with his fist or something else that could hurt her	0	
4	Kicked her, dragged her or beat her up	0	
5	Choked or burnt her on purpose	0	
6	Threatened to use or actually used a gun, knife or other weapon against her	0	
7	Threatened to use or actually used a panga (stick) against her	7	<div><div></div></div> 100.0%
Sysmiss		4413	
Warning: these figures indicate the number of cases found in the data file. They cannot be interpreted as summary statistics of the population of interest.			
# srs_useviol_12mths: Have you used physical or sexual violence on your partner in the last 12 months?			
Information	[Type= discrete] [Format=numeric] [Range= 0-98] [Missing=*]		
Statistics [NW/ W]	[Valid=580 /-] [Invalid=3840 /-]		
Value	Label	Cases	Percentage
0	No, I have never had it	0	
1	Yes	9	<div><div></div></div> 1.6%
2	No	564	<div><div></div></div> 97.2%
3	Yes, but not sure about the exact age	0	
90	I am not sure	0	
93	Prefer not to answer	5	<div><div></div></div> 0.9%
95	Not had sex with this partner in the last 4 weeks	0	
97	N/A	0	
98	Don't know	2	<div><div></div></div> 0.3%
Sysmiss		3840	
Warning: these figures indicate the number of cases found in the data file. They cannot be interpreted as summary statistics of the population of interest.			
# srs_srpscale01: Most of the time, we do what my partner wants to do			
Information	[Type= discrete] [Format=numeric] [Range= 1-4] [Missing=*]		
Statistics [NW/ W]	[Valid=491 /-] [Invalid=3929 /-]		
Value	Label	Cases	Percentage
1	Strongly Agree	45	<div><div></div></div> 9.2%
2	Agree	71	<div><div></div></div> 14.5%
3	Disagree	238	<div><div></div></div> 48.5%

# srs_srpscale01: Most of the time, we do what my partner wants to do			
Value	Label	Cases	Percentage
4	Strongly Disagree	137	<div><div></div></div> 27.9%
Sysmiss		3929	
Warning: these figures indicate the number of cases found in the data file. They cannot be interpreted as summary statistics of the population of interest.			
# srs_srpscale02: My partner won't let me wear certain things			
Information	[Type= discrete] [Format=numeric] [Range= 1-4] [Missing=*]		
Statistics [NW/ W]	[Valid=491 /-] [Invalid=3929 /-]		
Value	Label	Cases	Percentage
1	Strongly Agree	36	<div><div></div></div> 7.3%
2	Agree	58	<div><div></div></div> 11.8%
3	Disagree	235	<div><div></div></div> 47.9%
4	Strongly Disagree	162	<div><div></div></div> 33.0%
Sysmiss		3929	
Warning: these figures indicate the number of cases found in the data file. They cannot be interpreted as summary statistics of the population of interest.			
# srs_srpscale03: When my partner and I are together, I'm pretty quiet			
Information	[Type= discrete] [Format=numeric] [Range= 1-4] [Missing=*]		
Statistics [NW/ W]	[Valid=491 /-] [Invalid=3929 /-]		
Value	Label	Cases	Percentage
1	Strongly Agree	35	<div><div></div></div> 7.1%
2	Agree	56	<div><div></div></div> 11.4%
3	Disagree	239	<div><div></div></div> 48.7%
4	Strongly Disagree	161	<div><div></div></div> 32.8%
Sysmiss		3929	
Warning: these figures indicate the number of cases found in the data file. They cannot be interpreted as summary statistics of the population of interest.			
# srs_srpscale04: My partner has more say than I do about important decisions that affect us			
Information	[Type= discrete] [Format=numeric] [Range= 1-4] [Missing=*]		
Statistics [NW/ W]	[Valid=491 /-] [Invalid=3929 /-]		
Value	Label	Cases	Percentage
1	Strongly Agree	39	<div><div></div></div> 7.9%
2	Agree	49	<div><div></div></div> 10.0%
3	Disagree	235	<div><div></div></div> 47.9%
4	Strongly Disagree	168	<div><div></div></div> 34.2%
Sysmiss		3929	
Warning: these figures indicate the number of cases found in the data file. They cannot be interpreted as summary statistics of the population of interest.			
# srs_srpscale05: My partner tells me who I can spend time with			
Information	[Type= discrete] [Format=numeric] [Range= 1-4] [Missing=*]		
Statistics [NW/ W]	[Valid=491 /-] [Invalid=3929 /-]		
Value	Label	Cases	Percentage
1	Strongly Agree	20	<div><div></div></div> 4.1%
2	Agree	46	<div><div></div></div> 9.4%
3	Disagree	228	<div><div></div></div> 46.4%
4	Strongly Disagree	197	<div><div></div></div> 40.1%
Sysmiss		3929	

# srs_srpscale05: My partner tells me who I can spend time with			
Warning: these figures indicate the number of cases found in the data file. They cannot be interpreted as summary statistics of the population of interest.			
# srs_srpscale06: If I asked my partner to use a condom, he would think I'm having sex with other			
Information	[Type= discrete] [Format=numeric] [Range= 1-4] [Missing=*]		
Statistics [NW/ W]	[Valid=491 /-] [Invalid=3929 /-]		
Value	Label	Cases	Percentage
1	Strongly Agree	37	<div><div></div></div> 7.5%
2	Agree	45	<div><div></div></div> 9.2%
3	Disagree	233	<div><div></div></div> 47.5%
4	Strongly Disagree	176	<div><div></div></div> 35.8%
Sysmiss		3929	
Warning: these figures indicate the number of cases found in the data file. They cannot be interpreted as summary statistics of the population of interest.			
# srs_srpscale07: I feel trapped or stuck in our relationship			
Information	[Type= discrete] [Format=numeric] [Range= 1-4] [Missing=*]		
Statistics [NW/ W]	[Valid=491 /-] [Invalid=3929 /-]		
Value	Label	Cases	Percentage
1	Strongly Agree	18	<div><div></div></div> 3.7%
2	Agree	37	<div><div></div></div> 7.5%
3	Disagree	239	<div><div></div></div> 48.7%
4	Strongly Disagree	197	<div><div></div></div> 40.1%
Sysmiss		3929	
Warning: these figures indicate the number of cases found in the data file. They cannot be interpreted as summary statistics of the population of interest.			
# srs_srpscale08: My partner does what he wants, even if I do not want him to			
Information	[Type= discrete] [Format=numeric] [Range= 1-4] [Missing=*]		
Statistics [NW/ W]	[Valid=491 /-] [Invalid=3929 /-]		
Value	Label	Cases	Percentage
1	Strongly Agree	21	<div><div></div></div> 4.3%
2	Agree	38	<div><div></div></div> 7.7%
3	Disagree	235	<div><div></div></div> 47.9%
4	Strongly Disagree	197	<div><div></div></div> 40.1%
Sysmiss		3929	
Warning: these figures indicate the number of cases found in the data file. They cannot be interpreted as summary statistics of the population of interest.			
# srs_srpscale09: I am more committed to our relationship than my partner is			
Information	[Type= discrete] [Format=numeric] [Range= 1-4] [Missing=*]		
Statistics [NW/ W]	[Valid=491 /-] [Invalid=3929 /-]		
Value	Label	Cases	Percentage
1	Strongly Agree	48	<div><div></div></div> 9.8%
2	Agree	50	<div><div></div></div> 10.2%
3	Disagree	239	<div><div></div></div> 48.7%
4	Strongly Disagree	154	<div><div></div></div> 31.4%
Sysmiss		3929	
Warning: these figures indicate the number of cases found in the data file. They cannot be interpreted as summary statistics of the population of interest.			
# srs_srpscale10: When my partner and I disagree, he gets his way most of the time			
Information	[Type= discrete] [Format=numeric] [Range= 1-4] [Missing=*]		

# srs_srpscale10: When my partner and I disagree, he gets his way most of the time				
Statistics [NW/ W]		[Valid=491 /-] [Invalid=3929 /-]		
Value	Label	Cases	Percentage	
1	Strongly Agree	40	<div><div></div></div>	8.1%
2	Agree	55	<div><div></div></div>	11.2%
3	Disagree	225	<div><div></div></div>	45.8%
4	Strongly Disagree	171	<div><div></div></div>	34.8%
Sysmiss		3929		
Warning: these figures indicate the number of cases found in the data file. They cannot be interpreted as summary statistics of the population of interest.				
# srs_srpscale11: My partner gets more out of our relationship than I do				
Information		[Type= discrete] [Format=numeric] [Range= 1-4] [Missing=*]		
Statistics [NW/ W]		[Valid=491 /-] [Invalid=3929 /-]		
Value	Label	Cases	Percentage	
1	Strongly Agree	29	<div><div></div></div>	5.9%
2	Agree	45	<div><div></div></div>	9.2%
3	Disagree	240	<div><div></div></div>	48.9%
4	Strongly Disagree	177	<div><div></div></div>	36.0%
Sysmiss		3929		
Warning: these figures indicate the number of cases found in the data file. They cannot be interpreted as summary statistics of the population of interest.				
# srs_srpscale12: My partner always wants to know where I am				
Information		[Type= discrete] [Format=numeric] [Range= 1-4] [Missing=*]		
Statistics [NW/ W]		[Valid=490 /-] [Invalid=3930 /-]		
Value	Label	Cases	Percentage	
1	Strongly Agree	106	<div><div></div></div>	21.6%
2	Agree	98	<div><div></div></div>	20.0%
3	Disagree	204	<div><div></div></div>	41.6%
4	Strongly Disagree	82	<div><div></div></div>	16.7%
Sysmiss		3930		
Warning: these figures indicate the number of cases found in the data file. They cannot be interpreted as summary statistics of the population of interest.				
# srs_srpscale13: If I asked my partner to use a condom, he would get angry				
Information		[Type= discrete] [Format=numeric] [Range= 1-4] [Missing=*]		
Statistics [NW/ W]		[Valid=491 /-] [Invalid=3929 /-]		
Value	Label	Cases	Percentage	
1	Strongly Agree	24	<div><div></div></div>	4.9%
2	Agree	39	<div><div></div></div>	7.9%
3	Disagree	226	<div><div></div></div>	46.0%
4	Strongly Disagree	202	<div><div></div></div>	41.1%
Sysmiss		3929		
Warning: these figures indicate the number of cases found in the data file. They cannot be interpreted as summary statistics of the population of interest.				
# srs_srpscale14: If I asked my partner to use a condom, he would get violent				
Information		[Type= discrete] [Format=numeric] [Range= 1-4] [Missing=*]		
Statistics [NW/ W]		[Valid=491 /-] [Invalid=3929 /-]		
Value	Label	Cases	Percentage	
1	Strongly Agree	21	<div><div></div></div>	4.3%

# srs_srpscale14: If I asked my partner to use a condom, he would get violent			
Value	Label	Cases	Percentage
2	Agree	35	<div><div></div></div> 7.1%
3	Disagree	222	<div><div></div></div> 45.2%
4	Strongly Disagree	213	<div><div></div></div> 43.4%
Sysmiss		3929	
Warning: these figures indicate the number of cases found in the data file. They cannot be interpreted as summary statistics of the population of interest.			
# srs_dmdscale01: Who usually has more say about whose friends to go out with?			
Information	[Type= discrete] [Format=numeric] [Range= 1-80] [Missing=*]		
Statistics [NW/ W]	[Valid=3059 /-] [Invalid=1361 /-]		
Value	Label	Cases	Percentage
1	Your partner	194	<div><div></div></div> 6.3%
2	Both of You Equally	721	<div><div></div></div> 23.6%
3	You	1239	<div><div></div></div> 40.5%
80	I have no partner	905	<div><div></div></div> 29.6%
Sysmiss		1361	
Warning: these figures indicate the number of cases found in the data file. They cannot be interpreted as summary statistics of the population of interest.			
# srs_dmdscale02: Who usually has more say about whether you have sex?			
Information	[Type= discrete] [Format=numeric] [Range= 1-80] [Missing=*]		
Statistics [NW/ W]	[Valid=1874 /-] [Invalid=2546 /-]		
Value	Label	Cases	Percentage
1	Your partner	168	<div><div></div></div> 9.0%
2	Both of You Equally	1208	<div><div></div></div> 64.5%
3	You	374	<div><div></div></div> 20.0%
80	I have no partner	124	<div><div></div></div> 6.6%
Sysmiss		2546	
Warning: these figures indicate the number of cases found in the data file. They cannot be interpreted as summary statistics of the population of interest.			
# srs_dmdscale03: Who usually has more say about what you do together?			
Information	[Type= discrete] [Format=numeric] [Range= 1-80] [Missing=*]		
Statistics [NW/ W]	[Valid=3059 /-] [Invalid=1361 /-]		
Value	Label	Cases	Percentage
1	Your partner	213	<div><div></div></div> 7.0%
2	Both of You Equally	1485	<div><div></div></div> 48.5%
3	You	427	<div><div></div></div> 14.0%
80	I have no partner	934	<div><div></div></div> 30.5%
Sysmiss		1361	
Warning: these figures indicate the number of cases found in the data file. They cannot be interpreted as summary statistics of the population of interest.			
# srs_dmdscale04: Who usually has more say about how often you see one another?			
Information	[Type= discrete] [Format=numeric] [Range= 1-80] [Missing=*]		
Statistics [NW/ W]	[Valid=3059 /-] [Invalid=1361 /-]		
Value	Label	Cases	Percentage
1	Your partner	289	<div><div></div></div> 9.4%
2	Both of You Equally	1361	<div><div></div></div> 44.5%
3	You	475	<div><div></div></div> 15.5%

# srs_dmdscale04: Who usually has more say about how often you see one another?			
Value	Label	Cases	Percentage
80	I have no partner	934	<div></div> 30.5%
Sysmiss		1361	
Warning: these figures indicate the number of cases found in the data file. They cannot be interpreted as summary statistics of the population of interest.			
# srs_dmdscale05: Who usually has more say about when you talk about serious things?			
Information	[Type= discrete] [Format=numeric] [Range= 1-80] [Missing=*]		
Statistics [NW/ W]	[Valid=3059 /-] [Invalid=1361 /-]		
Value	Label	Cases	Percentage
1	Your partner	235	<div></div> 7.7%
2	Both of You Equally	1420	<div></div> 46.4%
3	You	471	<div></div> 15.4%
80	I have no partner	933	<div></div> 30.5%
Sysmiss		1361	
Warning: these figures indicate the number of cases found in the data file. They cannot be interpreted as summary statistics of the population of interest.			
# srs_dmdscale06: In general, who do you think has more power in your relationship?			
Information	[Type= discrete] [Format=numeric] [Range= 1-80] [Missing=*]		
Statistics [NW/ W]	[Valid=3059 /-] [Invalid=1361 /-]		
Value	Label	Cases	Percentage
1	Your partner	262	<div></div> 8.6%
2	Both of You Equally	1254	<div></div> 41.0%
3	You	613	<div></div> 20.0%
80	I have no partner	930	<div></div> 30.4%
Sysmiss		1361	
Warning: these figures indicate the number of cases found in the data file. They cannot be interpreted as summary statistics of the population of interest.			
# srs_dmdscale07: Who usually has more say about whether you use condoms?			
Information	[Type= discrete] [Format=numeric] [Range= 1-80] [Missing=*]		
Statistics [NW/ W]	[Valid=1875 /-] [Invalid=2545 /-]		
Value	Label	Cases	Percentage
1	Your partner	154	<div></div> 8.2%
2	Both of You Equally	1288	<div></div> 68.7%
3	You	308	<div></div> 16.4%
80	I have no partner	125	<div></div> 6.7%
Sysmiss		2545	
Warning: these figures indicate the number of cases found in the data file. They cannot be interpreted as summary statistics of the population of interest.			
# srs_dmdscale08: Who usually has more say about what types of sexual acts you do?			
Information	[Type= discrete] [Format=numeric] [Range= 1-80] [Missing=*]		
Statistics [NW/ W]	[Valid=1875 /-] [Invalid=2545 /-]		
Value	Label	Cases	Percentage
1	Your partner	148	<div></div> 7.9%
2	Both of You Equally	1280	<div></div> 68.3%
3	You	313	<div></div> 16.7%
80	I have no partner	134	<div></div> 7.1%
Sysmiss		2545	

# srs_dmdscale08: Who usually has more say about what types of sexual acts you do?			
Warning: these figures indicate the number of cases found in the data file. They cannot be interpreted as summary statistics of the population of interest.			
# srs_sv_to_contact: If it is safe for you to wait up to 3 days for help, then click HERE to give us			
Information	[Type= discrete] [Format=numeric] [Range= 0-98] [Missing=*]		
Statistics [NW/ W]	[Valid=3058 /-] [Invalid=1362 /-]		
Value	Label	Cases	Percentage
0	No, I have never had it	0	
1	Yes	145	<div><div></div></div> 4.7%
2	No	2772	<div><div></div></div> 90.6%
3	Yes, but not sure about the exact age	0	
90	I am not sure	0	
93	Prefer not to answer	69	<div><div></div></div> 2.3%
95	Not had sex with this partner in the last 4 weeks	0	
97	N/A	0	
98	Don't know	72	<div><div></div></div> 2.4%
Sysmiss		1362	
Warning: these figures indicate the number of cases found in the data file. They cannot be interpreted as summary statistics of the population of interest.			
# srs_sv_contact_method: Please tell us how you would like us to contact you:			
Information	[Type= discrete] [Format=numeric] [Range= 1-2] [Missing=*]		
Statistics [NW/ W]	[Valid=146 /-] [Invalid=4274 /-]		
Value	Label	Cases	Percentage
1	Phone call	123	<div><div></div></div> 84.2%
2	Home visit by Social Worker	23	<div><div></div></div> 15.8%
Sysmiss		4274	
Warning: these figures indicate the number of cases found in the data file. They cannot be interpreted as summary statistics of the population of interest.			
# srs_sv_phonetime: Please indicate when is best to call:			
Information	[Type= discrete] [Format=character] [Missing=*]		
Statistics [NW/ W]	[Valid=124 /-] [Invalid=0 /-]		

# srs_sv_visittime: Please indicate which time of day is best:	
Information	[Type= discrete] [Format=character] [Missing=*]
Statistics [NW/ W]	[Valid=24 /-] [Invalid=0 /-]

File : AHRI.DREAMS.MultiLevel.SpecimenCollection.2018.v2

project_id: REDCap Project Identifier

Information	[Type= discrete] [Format=numeric] [Range= 380-380] [Missing=*]
Statistics [NW/ W]	[Valid=4420 /-] [Invalid=0 /-]

event_id: REDCap Event Identifier

Information	[Type= discrete] [Format=numeric] [Range= 1080-1080] [Missing=*]
Statistics [NW/ W]	[Valid=4420 /-] [Invalid=0 /-]

cohort: Cohort Description

Information	[Type= discrete] [Format=character] [Missing=*]
Statistics [NW/ W]	[Valid=4420 /-] [Invalid=0 /-]

round: Round Description

Information	[Type= discrete] [Format=character] [Missing=*]
Statistics [NW/ W]	[Valid=4420 /-] [Invalid=0 /-]

IIntId: Individual ID

Information	[Type= continuous] [Format=numeric] [Range= 166-220477] [Missing=*]
Statistics [NW/ W]	[Valid=4420 /-] [Invalid=0 /-] [Mean=88526.11 /-] [StdDev=51253.828 /-]

dr_specim_collec: Was a research blood specimen collected?

Information	[Type= discrete] [Format=numeric] [Range= 0-98] [Missing=*]
Statistics [NW/ W]	[Valid=2735 /-] [Invalid=1685 /-]

Value	Label	Cases	Percentage
0	No, I have never had it	0	
1	Yes	2629	96.1%
2	No	106	3.9%
3	Yes, but not sure about the exact age	0	
90	I am not sure	0	
93	Prefer not to answer	0	
95	Not had sex with this partner in the last 4 weeks	0	
97	N/A	0	
98	Don't know	0	
Sysmiss		1685	

Warning: these figures indicate the number of cases found in the data file. They cannot be interpreted as summary statistics of the population of interest.

dr_participant_id: Scan the Participant ID

Information	[Type= discrete] [Format=character] [Missing=*]
Statistics [NW/ W]	[Valid=2629 /-] [Invalid=0 /-]

dr_barcode: Scan Specimen barcode here

Information	[Type= discrete] [Format=character] [Missing=*]
Statistics [NW/ W]	[Valid=2629 /-] [Invalid=0 /-]

dr_specimen_status: Specimen Status

Information	[Type= discrete] [Format=character] [Missing=*]
Statistics [NW/ W]	[Valid=0 /-] [Invalid=0 /-]

File : AHRI.DREAMS.MultiLevel.SpecimenCollection.2018.v2

dr_specimen_dt: Specimen Collection Date

Information [Type= discrete] [Format=character] [Missing=*]

Statistics [NW/ W] [Valid=2628 /-]

dr_hsv_test_result: HSV Result

Information [Type= discrete] [Format=numeric] [Range= 0-1] [Missing=*]

Statistics [NW/ W] [Valid=2625 /-] [Invalid=1795 /-]

Value	Label	Cases	Percentage
0	Negative	1415	53.9%
1	Positive	1210	46.1%
Sysmiss		1795	

Warning: these figures indicate the number of cases found in the data file. They cannot be interpreted as summary statistics of the population of interest.

dr_hiv_test_result: HIV Result

Information [Type= discrete] [Format=numeric] [Range= 0-9] [Missing=*]

Statistics [NW/ W] [Valid=958 /-] [Invalid=3462 /-]

Value	Label	Cases	Percentage
0	Valid Negative	528	55.1%
1	Valid Positive	430	44.9%
2	Discordant	0	
3	Invalid	0	
9	Test not done	0	
Sysmiss		3462	

Warning: these figures indicate the number of cases found in the data file. They cannot be interpreted as summary statistics of the population of interest.

dr_hiv_test_comnt: HIV Test comment

Information [Type= discrete] [Format=character] [Missing=*]

Statistics [NW/ W] [Valid=0 /-] [Invalid=0 /-]

dr_vl_test_result: Viral Load Result

Information [Type= discrete] [Format=character] [Missing=*]

Statistics [NW/ W] [Valid=356 /-] [Invalid=0 /-]

dr_refer_clinic: Does this person wishes to be referred to the fixed clinic for HIV testing?

Information [Type= discrete] [Format=numeric] [Range= 0-98] [Missing=*]

Statistics [NW/ W] [Valid=3055 /-] [Invalid=1365 /-]

Value	Label	Cases	Percentage
0	No, I have never had it	0	
1	Yes	11	0.4%
2	No	3044	99.6%
3	Yes, but not sure about the exact age	0	
90	I am not sure	0	
93	Prefer not to answer	0	
95	Not had sex with this partner in the last 4 weeks	0	
97	N/A	0	
98	Don't know	0	
Sysmiss		1365	

File : AHRI.DREAMS.MultiLevel.SpecimenCollection.2018.v2

dr_refer_clinic: Does this person wishes to be referred to the fixed clinic for HIV testing?

Warning: these figures indicate the number of cases found in the data file. They cannot be interpreted as summary statistics of the population of interest.

dr_target_clinicdate: What is the agreed target date to get to the clinic?

Information [Type= discrete] [Format=character] [Missing=*]

Statistics [NW/ W] [Valid=11 /-]

dr_target_clinicname: To which clinic is the individual going?

Information [Type= discrete] [Format=character] [Missing=*]

Statistics [NW/ W] [Valid=11 /-] [Invalid=0 /-]

dr_target_clinicoth_in: Please specify details of the clinic other the individual is going <u

Information [Type= discrete] [Format=character] [Missing=*]

Statistics [NW/ W] [Valid=0 /-] [Invalid=0 /-]

dr_target_clinicoth_out: Please specify details of the clinic the individual is going <u

Information [Type= discrete] [Format=character] [Missing=*]

Statistics [NW/ W] [Valid=0 /-] [Invalid=0 /-]