

**South Africa**

**Dr Maryam, Shahmanesh, Africa Health Research Institute**

## **DREAMS-Multilevel Follow Up 01**

### **Study Documentation**

October 29, 2020

# Metadata Production

Metadata Producer(s)	Africa Health Research Institute (AHRI)
Identification	DDI.AHRI.DREAMS.Multilevel.FollowUp.01

# Table of Contents

Overview.....	4
Scope & Coverage.....	4
Producers & Sponsors.....	4
Sampling.....	5
Data Collection.....	5
Data Processing & Appraisal.....	5
Accessibility.....	5
Files Description.....	7
AHRI.DREAMS.MultiLevel.AssessmentOfCapacity.2019.v1.....	7
AHRI.DREAMS.MultiLevel.CombinedDataset.2019.v1.....	7
AHRI.DREAMS.MultiLevel.ContactAttempts.2019.v1.....	7
AHRI.DREAMS.MultiLevel.ExposureToDREAMS.2019.v1.....	7
AHRI.DREAMS.MultiLevel.ExposureToShuga.2019.v1.....	7
AHRI.DREAMS.MultiLevel.IndivEduEcoNutritionSituation.2019.v1.....	7
AHRI.DREAMS.MultiLevel.IndivGeneralHealth.2019.v1.....	7
AHRI.DREAMS.MultiLevel.IndividualConsent_Age13-17.2019.v1.....	7
AHRI.DREAMS.MultiLevel.IndividualConsent_Age18-36.2019.v1.....	7
AHRI.DREAMS.MultiLevel.ManagingHIVTesting.2019.v1.....	8
AHRI.DREAMS.MultiLevel.MeasureMediateVars.2019.v1.....	8
AHRI.DREAMS.MultiLevel.OtherRiskBehaviour.2019.v1.....	8
AHRI.DREAMS.MultiLevel.ParentGuardianConsent.2019.v1.....	8
AHRI.DREAMS.MultiLevel.PersonalInformation.2019.v1.....	8
AHRI.DREAMS.MultiLevel.SexualRelatInterviewer.2019.v1.....	8
AHRI.DREAMS.MultiLevel.SexualRelatSelfFilled.2019.v1.....	8
AHRI.DREAMS.MultiLevel.SpecimenCollection.2019.v1.....	8
Variables List.....	9
AHRI.DREAMS.MultiLevel.AssessmentOfCapacity.2019.v1.....	9
AHRI.DREAMS.MultiLevel.CombinedDataset.2019.v1.....	9
AHRI.DREAMS.MultiLevel.ContactAttempts.2019.v1.....	66
AHRI.DREAMS.MultiLevel.ExposureToDREAMS.2019.v1.....	69
AHRI.DREAMS.MultiLevel.ExposureToShuga.2019.v1.....	79
AHRI.DREAMS.MultiLevel.IndivEduEcoNutritionSituation.2019.v1.....	82
AHRI.DREAMS.MultiLevel.IndivGeneralHealth.2019.v1.....	88
AHRI.DREAMS.MultiLevel.IndividualConsent_Age13-17.2019.v1.....	92
AHRI.DREAMS.MultiLevel.IndividualConsent_Age18-36.2019.v1.....	93
AHRI.DREAMS.MultiLevel.ManagingHIVTesting.2019.v1.....	94
AHRI.DREAMS.MultiLevel.MeasureMediateVars.2019.v1.....	96
AHRI.DREAMS.MultiLevel.OtherRiskBehaviour.2019.v1.....	102
AHRI.DREAMS.MultiLevel.ParentGuardianConsent.2019.v1.....	102
AHRI.DREAMS.MultiLevel.PersonalInformation.2019.v1.....	104
AHRI.DREAMS.MultiLevel.SexualRelatInterviewer.2019.v1.....	104
AHRI.DREAMS.MultiLevel.SexualRelatSelfFilled.2019.v1.....	108
AHRI.DREAMS.MultiLevel.SpecimenCollection.2019.v1.....	124
Variables Description.....	126
AHRI.DREAMS.MultiLevel.AssessmentOfCapacity.2019.v1.....	127
AHRI.DREAMS.MultiLevel.CombinedDataset.2019.v1.....	129
AHRI.DREAMS.MultiLevel.ContactAttempts.2019.v1.....	494
AHRI.DREAMS.MultiLevel.ExposureToDREAMS.2019.v1.....	555
AHRI.DREAMS.MultiLevel.ExposureToShuga.2019.v1.....	615
AHRI.DREAMS.MultiLevel.IndivEduEcoNutritionSituation.2019.v1.....	639
AHRI.DREAMS.MultiLevel.IndivGeneralHealth.2019.v1.....	686
AHRI.DREAMS.MultiLevel.IndividualConsent_Age13-17.2019.v1.....	709
AHRI.DREAMS.MultiLevel.IndividualConsent_Age18-36.2019.v1.....	716
AHRI.DREAMS.MultiLevel.ManagingHIVTesting.2019.v1.....	722

<a href="#"><u>AHRI.DREAMS.MultiLevel.MeasureMediateVars.2019.v1.....</u></a>	<a href="#"><u>728</u></a>
<a href="#"><u>AHRI.DREAMS.MultiLevel.OtherRiskBehaviour.2019.v1.....</u></a>	<a href="#"><u>765</u></a>
<a href="#"><u>AHRI.DREAMS.MultiLevel.ParentGuardianConsent.2019.v1.....</u></a>	<a href="#"><u>767</u></a>
<a href="#"><u>AHRI.DREAMS.MultiLevel.PersonalInformation.2019.v1.....</u></a>	<a href="#"><u>774</u></a>
<a href="#"><u>AHRI.DREAMS.MultiLevel.SexualRelatInterviewer.2019.v1.....</u></a>	<a href="#"><u>776</u></a>
<a href="#"><u>AHRI.DREAMS.MultiLevel.SexualRelatSelfFilled.2019.v1.....</u></a>	<a href="#"><u>801</u></a>
<a href="#"><u>AHRI.DREAMS.MultiLevel.SpecimenCollection.2019.v1.....</u></a>	<a href="#"><u>906</u></a>



## DREAMS-Multilevel Follow Up 01

Overview	
<b>Identification</b>	AHRI.DREAMS.Multilevel.FollowUp-01
<b>Version</b>	V2.0.0
<p><b>Abstract</b></p> <p>This study seek to arrest the HIV epidemic and its negative impact on young people in SSA communities by improving the uptake, retention and adherence of multi-level combination HIV prevention by AGYW and male partners. Specifically, the interventions supported by PEPFAR's Determined, Resilient, Empowered, AIDS free, Mentored, and Safe (DREAMS) program. Our central hypothesis is that effective uptake and retention of interventions by young people requires activation of interpersonal, family and community-level networks to support tailored and adaptive intervention delivery.</p> <p>The aims of the study are:</p> <ul style="list-style-type: none"> <li>• To quantify how multiple levels of social dynamics interact to predict uptake of multilevel interventions</li> <li>• To determine how individuals life-course transitions and exposure to DREAMS impacts on retention</li> </ul>	
<b>Kind of Data</b>	Educational and nutritional status, general health, sexual behaviour and relationships, DREAMS awareness and uptake, MTV Shuga exposure, Mobility and other risky behaviours and HSV-2 test results
<b>Unit of Analysis</b>	Unit of analysis is participants

Scope & Coverage	
<b>Keywords</b>	DREAMS, multilevel, young people
<b>Topics</b>	HIV-1; Incidence; Phylogeny; Epidemics; Population Surveillance; Rural Population; HIV Infections; Africa
<b>Time Period(s)</b>	2019-2020
<b>Countries</b>	South Africa
<p><b>Geographic Coverage</b></p> <p>South Africa</p>	
<p><b>Universe</b></p> <p>Effectiveness of this multi-level approach to HIV prevention will depend on the reach, uptake and retention of each component by AGYW and their male partners. Our analytic sample will be all male partners (men aged 15-29), residing in the AHRI surveillance area. There are 14,600 age-eligible men; we expect 58% to be resident and participate in the annual surveillance.</p>	

Producers & Sponsors	
<b>Primary Investigator(s)</b>	Dr Maryam, Shahmanesh, Africa Health Research Institute
<b>Other Producer(s)</b>	Africa Health Research Institute (AHRI)
<b>Funding Agency/ies</b>	South African Medical Research Council (SAMRC) , Genotyping funding source
<b>Other Acknowledgment(s)</b>	Jaco Dreyer , Data management, cleaning and analysis , Africa Health Research Institute Nondumiso Mthiyane , Data management, cleaning and analysis , Africa Health Research Institute Wilkinson Eduan , Cleaned, aligned and help analyse the sequence data , KwaZulu-Natal Research Innovation Sequencing Platform

## Sampling

### Sampling Procedure

Participants were randomly selected from a southern part of AHRI surveillance area, stratified by age, sex and week-block. A target sample size was 2500 males aged 13-35 and 500 females aged 24-29 years.

## Data Collection

<b>Data Collection Dates</b>	start 2019-09-19 end 2020-01-29
------------------------------	------------------------------------

## Data Processing & Appraisal

### Data Editing

HSV-2 specimens were processed at AHRI Durban-based laboratory

## Accessibility

### Access Conditions

The representative of the Receiving Organization agrees to comply with the following conditions:

1. Access to the restricted data will be limited to the Lead Researcher and other members of the research team listed in this request.
2. Copies of the restricted data or any data created on the basis of the original data will not be copied or made available to anyone other than those mentioned in this Data Access Agreement, unless formally authorized by the Data Archive.
3. The data will only be processed for the stated statistical and research purpose. They will be used for solely for reporting of aggregated information, and not for investigation of specific individuals or organizations. Data will not in any way be used for any administrative, proprietary or law enforcement purposes.
4. The Lead Researcher must state if it is their intention to match the restricted microdata with any other micro-dataset. If any matching is to take place, details must be provided of the datasets to be matched and of the reasons for the matching. Any datasets created as a result of matching will be considered to be restricted and must comply with the terms of this Data Access Agreement.
5. The Lead Researcher undertakes that no attempt will be made to identify any individual person, family, business, enterprise or organization. If such a unique disclosure is made inadvertently, no use will be made of the identity of any person or establishment discovered and full details will be reported to the Data Archive. The identification will not be revealed to any other person not included in the Data Access Agreement.
6. The Lead Researcher will implement security measures to prevent unauthorized access to licensed microdata acquired from the Data Archive. The microdata must be destroyed upon the completion of this research, unless the Data Archive obtains satisfactory guarantee that the data can be secured and provides written authorization to the Receiving Organization to retain them. Destruction of the microdata will be confirmed in writing by the Lead Researcher to the Data Archive.
7. Any books, articles, conference papers, theses, dissertations, reports, or other publications that employ data obtained from the Data Archive will cite the source of data in accordance with the citation requirement provided with the dataset.
8. An electronic copy of all reports and publications based on the requested data will be sent to the Data Archive.
9. The original collector of the data, the Data Archive, and the relevant funding agencies bear no responsibility for use of the data or for interpretations or inferences based upon such uses.
10. This agreement will come into force on the date that approval is given for access to the restricted dataset and remain in force until the completion date of the project or an earlier date if the project is completed ahead of time.
11. If there are any changes to the project specification, security arrangements, personnel or organization detailed in this application form, it is the responsibility of the Lead Researcher to seek the agreement of the Data Archive to these changes. Where there is a change to the employer organization of the Lead Researcher this will involve a new application being made and termination of the original project.
12. Breaches of the agreement will be taken seriously and the Data Archive will take action against those responsible for the lapse if willful or accidental. Failure to comply with the directions of the Data Archive will be deemed to be a major breach of the agreement and may involve recourse to legal proceedings. The Data Archive will maintain and share with partner data

archives a register of those individuals and organizations which are responsible for breaching the terms of the Data Access Agreement and will impose sanctions on release of future data to these parties.

**Citation Requirements**

Shahmanesh, M. (2020) “DREAMS-Multilevel Follow Up 01.” Africa Health Research Institute (AHRI). doi: 10.23664/AHRI.DREAMS.MULTILEVEL.FOLLOWUP-01

# Files Description

Dataset contains 17 file(s)

AHRI.DREAMS.MultiLevel.AssessmentOfCapacity.2019.v1	
# Cases	3064
# Variable(s)	9

AHRI.DREAMS.MultiLevel.CombinedDataset.2019.v1	
# Cases	3064
# Variable(s)	1140

AHRI.DREAMS.MultiLevel.ContactAttempts.2019.v1	
# Cases	3064
# Variable(s)	90

AHRI.DREAMS.MultiLevel.ExposureToDREAMS.2019.v1	
# Cases	3064
# Variable(s)	170

AHRI.DREAMS.MultiLevel.ExposureToShuga.2019.v1	
# Cases	3064
# Variable(s)	77

AHRI.DREAMS.MultiLevel.IndivEduEcoNutritionSituation.2019.v1	
# Cases	3064
# Variable(s)	121

AHRI.DREAMS.MultiLevel.IndivGeneralHealth.2019.v1	
# Cases	3064
# Variable(s)	90

AHRI.DREAMS.MultiLevel.IndividualConsent_Age13-17.2019.v1	
# Cases	3064
# Variable(s)	23

AHRI.DREAMS.MultiLevel.IndividualConsent_Age18-36.2019.v1	
# Cases	3067

# Variable(s)	19
---------------	----

**AHRI.DREAMS.MultiLevel.ManagingHIVTesting.2019.v1**

# Cases	3067
# Variable(s)	37

**AHRI.DREAMS.MultiLevel.MeasureMediateVars.2019.v1**

# Cases	3064
# Variable(s)	133

**AHRI.DREAMS.MultiLevel.OtherRiskBehaviour.2019.v1**

# Cases	3064
# Variable(s)	10

**AHRI.DREAMS.MultiLevel.ParentGuardianConsent.2019.v1**

# Cases	3064
# Variable(s)	25

**AHRI.DREAMS.MultiLevel.PersonalInformation.2019.v1**

# Cases	3064
# Variable(s)	15

**AHRI.DREAMS.MultiLevel.SexualRelatInterviewer.2019.v1**

# Cases	3064
# Variable(s)	79

**AHRI.DREAMS.MultiLevel.SexualRelatSelfFilled.2019.v1**

# Cases	3064
# Variable(s)	305

**AHRI.DREAMS.MultiLevel.SpecimenCollection.2019.v1**

# Cases	3064
# Variable(s)	19

# Variables List

Dataset contains 2362 variable(s)

File AHRI.DREAMS.MultiLevel.AssessmentOfCapacity.2019.v1							
#	Name	Label	Type	Format	Valid	Invalid	Question
1	<a href="#">project_id</a>	REDCap Project Identifier	discrete	numeric-12.0	3064	0	-
2	<a href="#">event_id</a>	REDCap Event Identifier	discrete	numeric-12.0	3064	0	-
3	<a href="#">cohort</a>	Cohort Description	discrete	character-10	3064	0	-
4	<a href="#">round</a>	Round Description	discrete	character-18	3064	0	-
5	<a href="#">IIntId</a>	Individual ID	continuous	numeric-12.0	3064	0	-
6	<a href="#">ac_asses..</a>	HAPPY with Step 1?	discrete	numeric-12.0	2398	666	-
7	<a href="#">ac_asses..</a>	HAPPY with Step 2?	discrete	numeric-12.0	4	3060	-
8	<a href="#">ac_asses..</a>	HAPPY with Step 3?	discrete	numeric-12.0	3	3061	-
9	<a href="#">ac_asses..</a>	Is this individual capable to participate?	discrete	numeric-12.0	2398	666	-

File AHRI.DREAMS.MultiLevel.CombinedDataset.2019.v1							
#	Name	Label	Type	Format	Valid	Invalid	Question
1	<a href="#">project_id</a>	REDCap Project Identifier	discrete	numeric-12.0	3064	0	-
2	<a href="#">event_id</a>	REDCap Event Identifier	discrete	numeric-12.0	3064	0	-
3	<a href="#">cohort</a>	Cohort Description	discrete	character-10	3064	0	-
4	<a href="#">round</a>	Round Description	discrete	character-18	3064	0	-
5	<a href="#">IIntId</a>	Individual ID	continuous	numeric-12.0	3064	0	-
6	<a href="#">BSIntId</a>	BSID	continuous	numeric-12.0	3064	0	-
7	<a href="#">urban_or..</a>	Is BSID location categorised as urban or rural?	discrete	character-10	3064	0	-
8	<a href="#">HHIntId</a>	HHID	continuous	numeric-12.0	3064	0	-
9	<a href="#">isigodi</a>	Isigodi Name	discrete	character-22	3064	0	-
10	<a href="#">municname</a>	Municipality Name	discrete	character-11	3057	0	-
11	<a href="#">wardno</a>	Ward Number	discrete	numeric-12.0	3057	7	-
12	<a href="#">ca_weekb..</a>	Weekblock	discrete	character-4	3064	0	-
13	<a href="#">ca_conta..</a>	Conducting Contact Attempt	discrete	numeric-12.0	3064	0	-
14	<a href="#">ca_staff..</a>	Staff Member	discrete	character-3	3064	0	-
15	<a href="#">ca_datet..</a>	Attempt Date and Time	discrete	character-11	3063	-	-
16	<a href="#">ca_was_c..</a>	Was the participant contacted	discrete	numeric-12.0	3063	1	-
17	<a href="#">ca_was_p..</a>	Was the participant's parent or guardian at home	discrete	numeric-12.0	761	2303	-
18	<a href="#">ca_paren..</a>	Was parent or guardian willing to give Informed Consent?	discrete	numeric-12.0	578	2486	-
19	<a href="#">ca_req_s..</a>	Did the participant asked to be interviewed by a same sex Tracker?	discrete	numeric-12.0	1431	1633	-

File AHRI.DREAMS.MultiLevel.CombinedDataset.2019.v1							
#	Name	Label	Type	Format	Valid	Invalid	Question
20	<a href="#">ca_sames..</a>	What is the reason why the participant requested a same sex Tracker?	discrete	character-1	0	0	-
21	<a href="#">ca_surve..</a>	Was the participant contacted and willing to be surveyed?	discrete	numeric-12.0	1440	1624	-
22	<a href="#">ca_refus..</a>	Did the participant / parent / guardian refused participation?	discrete	numeric-12.0	65	2999	-
23	<a href="#">ca_resch..</a>	Reschedule next visit date	discrete	character-11	104	-	-
24	<a href="#">ca_field..</a>	Comments for Contact attempt	discrete	character-193	2674	-	-
25	<a href="#">ca_conta..</a>	Conducting Contact Attempt	discrete	numeric-12.0	1647	1417	-
26	<a href="#">ca_staff..</a>	Staff Member	discrete	character-3	1312	0	-
27	<a href="#">ca_datet..</a>	Attempt Date and Time	discrete	character-11	1312	-	-
28	<a href="#">ca_was_c..</a>	Was the participant contacted	discrete	numeric-12.0	1312	1752	-
29	<a href="#">ca_was_p..</a>	Was the participant's parent or guardian at home	discrete	numeric-12.0	275	2789	-
30	<a href="#">ca_paren..</a>	Was parent or guardian willing to give Informed Consent?	discrete	numeric-12.0	226	2838	-
31	<a href="#">ca_req_s..</a>	Did the participant asked to be interviewed by a same sex Tracker?	discrete	numeric-12.0	741	2323	-
32	<a href="#">ca_sames..</a>	What is the reason why the participant requested a same sex Tracker?	discrete	character-1	0	0	-
33	<a href="#">ca_surve..</a>	Was the participant contacted and willing to be surveyed?	discrete	numeric-12.0	742	2322	-
34	<a href="#">ca_refus..</a>	Did the participant / parent / guardian refused participation?	discrete	numeric-12.0	50	3014	-
35	<a href="#">ca_resch..</a>	Reschedule next visit date	discrete	character-11	51	-	-
36	<a href="#">ca_field..</a>	Comments for Contact attempt	discrete	character-213	1131	-	-
37	<a href="#">ca_conta..</a>	Conducting Contact Attempt	discrete	numeric-12.0	591	2473	-
38	<a href="#">ca_staff..</a>	Staff Member	discrete	character-3	509	0	-
39	<a href="#">ca_datet..</a>	Attempt Date and Time	discrete	character-11	509	-	-
40	<a href="#">ca_was_c..</a>	Was the participant contacted	discrete	numeric-12.0	508	2556	-
41	<a href="#">ca_was_p..</a>	Was the participant's parent or guardian at home	discrete	numeric-12.0	83	2981	-
42	<a href="#">ca_paren..</a>	Was parent or guardian willing to give Informed Consent?	discrete	numeric-12.0	63	3001	-
43	<a href="#">ca_req_s..</a>	Did the participant asked to be interviewed by a same sex Tracker?	discrete	numeric-12.0	238	2826	-
44	<a href="#">ca_sames..</a>	What is the reason why the participant requested a same sex Tracker?	discrete	character-1	0	0	-

File AHRI.DREAMS.MultiLevel.CombinedDataset.2019.v1							
#	Name	Label	Type	Format	Valid	Invalid	Question
45	<a href="#">ca_surve..</a>	Was the participant contacted and willing to be surveyed?	discrete	numeric-12.0	239	2825	-
46	<a href="#">ca_refus..</a>	Did the participant / parent / guardian refused participation?	discrete	numeric-12.0	21	3043	-
47	<a href="#">ca_resch..</a>	Reschedule next visit date	discrete	character-11	18	-	-
48	<a href="#">ca_field..</a>	Comments for Contact attempt	discrete	character-230	452	-	-
49	<a href="#">ca_conta..</a>	Conducting Contact Attempt	discrete	numeric-12.0	281	2783	-
50	<a href="#">ca_staff..</a>	Staff Member	discrete	character-3	231	0	-
51	<a href="#">ca_datet..</a>	Attempt Date and Time	discrete	character-11	231	-	-
52	<a href="#">ca_was_c..</a>	Was the participant contacted	discrete	numeric-12.0	231	2833	-
53	<a href="#">ca_was_p..</a>	Was the participant's parent or guardian at home	discrete	numeric-12.0	32	3032	-
54	<a href="#">ca_paren..</a>	Was parent or guardian willing to give Informed Consent?	discrete	numeric-12.0	20	3044	-
55	<a href="#">ca_req_s..</a>	Did the participant asked to be interviewed by a same sex Tracker?	discrete	numeric-12.0	83	2981	-
56	<a href="#">ca_sames..</a>	What is the reason why the participant requested a same sex Tracker?	discrete	character-1	0	0	-
57	<a href="#">ca_surve..</a>	Was the participant contacted and willing to be surveyed?	discrete	numeric-12.0	83	2981	-
58	<a href="#">ca_refus..</a>	Did the participant / parent / guardian refused participation?	discrete	numeric-12.0	10	3054	-
59	<a href="#">ca_resch..</a>	Reschedule next visit date	discrete	character-11	5	-	-
60	<a href="#">ca_field..</a>	Comments for Contact attempt	discrete	character-225	215	-	-
61	<a href="#">ca_conta..</a>	Conducting Contact Attempt	discrete	numeric-12.0	149	2915	-
62	<a href="#">ca_staff..</a>	Staff Member	discrete	character-3	95	0	-
63	<a href="#">ca_datet..</a>	Attempt Date and Time	discrete	character-11	95	-	-
64	<a href="#">ca_was_c..</a>	Was the participant contacted	discrete	numeric-12.0	95	2969	-
65	<a href="#">ca_was_p..</a>	Was the participant's parent or guardian at home	discrete	numeric-12.0	14	3050	-
66	<a href="#">ca_paren..</a>	Was parent or guardian willing to give Informed Consent?	discrete	numeric-12.0	4	3060	-
67	<a href="#">ca_req_s..</a>	Did the participant asked to be interviewed by a same sex Tracker?	discrete	numeric-12.0	28	3036	-
68	<a href="#">ca_sames..</a>	What is the reason why the participant requested a same sex Tracker?	discrete	character-1	0	0	-
69	<a href="#">ca_surve..</a>	Was the participant contacted and willing to be surveyed?	discrete	numeric-12.0	28	3036	-

**File AHRI.DREAMS.MultiLevel.CombinedDataset.2019.v1**

#	Name	Label	Type	Format	Valid	Invalid	Question
70	<a href="#">ca_refus ..</a>	Did the participant / parent / guardian refused participation?	discrete	numeric-12.0	4	3060	-
71	<a href="#">ca_resch ..</a>	Reschedule next visit date	discrete	character-11	1	-	-
72	<a href="#">ca_field ..</a>	Comments for Contact attempt	discrete	character-168	92	-	-
73	<a href="#">ca_conta ..</a>	Conducting Contact Attempt	discrete	numeric-12.0	67	2997	-
74	<a href="#">ca_staff ..</a>	Staff Member	discrete	character-3	35	0	-
75	<a href="#">ca_datet ..</a>	Attempt Date and Time	discrete	character-11	35	-	-
76	<a href="#">ca_was_c ..</a>	Was the participant contacted	discrete	numeric-12.0	35	3029	-
77	<a href="#">ca_was_p ..</a>	Was the participant's parent or guardian at home	discrete	numeric-12.0	5	3059	-
78	<a href="#">ca_paren ..</a>	Was parent or guardian willing to give Informed Consent?	discrete	numeric-12.0	2	3062	-
79	<a href="#">ca_req_s ..</a>	Did the participant asked to be interviewed by a same sex Tracker?	discrete	numeric-12.0	13	3051	-
80	<a href="#">ca_sames ..</a>	What is the reason why the participant requested a same sex Tracker?	discrete	character-1	0	0	-
81	<a href="#">ca_surve ..</a>	Was the participant contacted and willing to be surveyed?	discrete	numeric-12.0	13	3051	-
82	<a href="#">ca_refus ..</a>	Did the participant / parent / guardian refused participation?	discrete	numeric-12.0	1	3063	-
83	<a href="#">ca_resch ..</a>	Reschedule next visit date	discrete	character-11	0	-	-
84	<a href="#">ca_field ..</a>	Comments for Contact attempt	discrete	character-128	35	-	-
85	<a href="#">ca_refus ..</a>	Who refuse participation?	discrete	numeric-12.0	119	2945	-
86	<a href="#">ca_refus ..</a>	Specify other person who refused participation:	discrete	character-1	0	0	-
87	<a href="#">ca_proj ..</a>	Fieldworker: Request handover of Non	discrete	numeric-12.0	1299	1765	-
88	<a href="#">ca_proj ..</a>	Select reason for non	discrete	numeric-12.0	241	2823	-
89	<a href="#">ca_proj ..</a>	Specify other reason for non	discrete	character-46	12	0	-
90	<a href="#">ca_trans ..</a>	Fieldworker: Please provide narrative	discrete	character-193	240	-	-
91	<a href="#">ca_coord ..</a>	Was this request for a Non	discrete	numeric-12.0	240	2824	-
92	<a href="#">ca_coord ..</a>	Why was this request was denied?	discrete	character-80	2	0	-
93	<a href="#">ca_prema ..</a>	Was this a Pre	discrete	numeric-12.0	674	2390	-
94	<a href="#">ca_prema ..</a>	Select reason for pre	discrete	numeric-12.0	307	2757	-
95	<a href="#">ca_prema ..</a>	Specify other reason for pre	discrete	character-16	1	0	-
96	<a href="#">ca_visit ..</a>	Visit Date	discrete	character-11	2820	-	-
97	<a href="#">pd_dob</a>	Date Of Birth	discrete	character-11	3064	-	-
98	<a href="#">pd_age</a>	Age	discrete	character-4	2398	0	-

File AHRI.DREAMS.MultiLevel.CombinedDataset.2019.v1							
#	Name	Label	Type	Format	Valid	Invalid	Question
99	<a href="#">pd_sex</a>	Sex	discrete	numeric-12.0	3064	0	-
100	<a href="#">ConsortS..</a>	Consort Status - participants grouping based on study outcome	discrete	character-51	3064	0	-
101	<a href="#">ac_asses..</a>	HAPPY with Step 1?	discrete	numeric-12.0	2398	666	-
102	<a href="#">ac_asses..</a>	HAPPY with Step 2?	discrete	numeric-12.0	4	3060	-
103	<a href="#">ac_asses..</a>	HAPPY with Step 3?	discrete	numeric-12.0	3	3061	-
104	<a href="#">ac_asses..</a>	Is this individual capable to participate?	discrete	numeric-12.0	2398	666	-
105	<a href="#">ic_indiv..</a>	Was the participant's age verified	discrete	numeric-12.0	668	2396	-
106	<a href="#">ic_indiv..</a>	By which method was the participant's age verified	discrete	numeric-12.0	615	2449	-
107	<a href="#">ic_indiv..</a>	By which method was the participant's age verified	discrete	character-20	5	0	-
108	<a href="#">ic_indiv..</a>	Who has given permission on behalf of the participant to participate in this stu	discrete	numeric-12.0	616	2448	-
109	<a href="#">ic_indiv..</a>	Please specify the Date of Birth of your child / child you care for	discrete	character-11	668	-	-
110	<a href="#">ic_indiv..</a>	Please specify the Partial Date of Birth of your child / child you care for	discrete	character-10	56	0	-
111	<a href="#">ic_indiv..</a>	Did you get enough information about this study?	discrete	numeric-12.0	674	2390	-
112	<a href="#">ic_indiv..</a>	Have you been given the opportunity to ask questions about research and your que	discrete	numeric-12.0	673	2391	-
113	<a href="#">ic_indiv..</a>	Do you agree that your child to participante in this study?	discrete	numeric-12.0	674	2390	-
114	<a href="#">ic_indiv..</a>	Do you agree to have a your DBS used for HSV	discrete	numeric-12.0	674	2390	-
115	<a href="#">ic_indiv..</a>	Do you agree for your child/ ward to provide a dry blood spot for anonymous HIV t	discrete	numeric-12.0	674	2390	-
116	<a href="#">ic_indiv..</a>	Do you agree to having a dry blood spot taken for anonymous HIV testing?	discrete	numeric-12.0	674	2390	-
117	<a href="#">ic_indiv..</a>	Do you agree to an anonymous test for HIV on your child/ward's dried blood spot	discrete	numeric-12.0	674	2390	-
118	<a href="#">ic_indv..</a>	Has your baby ever donated blood on this year for a home	discrete	numeric-12.0	26	3038	-
119	<a href="#">ic_indv..</a>	Do you agree to having a dry blood spot taken for anonymous HSV2 testing?	discrete	numeric-12.0	19	3045	-
120	<a href="#">ic_indv..</a>	Do you agree to having a dry blood spot taken for anonymous HIV testing?	discrete	numeric-12.0	19	3045	-

**File AHRI.DREAMS.MultiLevel.CombinedDataset.2019.v1**

#	Name	Label	Type	Format	Valid	Invalid	Question
121	<a href="#">ic_indiv_..</a>	Do you agree that your child's / child's sampling sample is stored?	discrete	numeric-12.0	647	2417	-
122	<a href="#">ic_indiv_..</a>	Do you agree that the blood samples of your child / baby will be tested in the	discrete	numeric-12.0	670	2394	-
123	<a href="#">ic_indiv_..</a>	Do you agree that you are willing to be contacted by phone to schedule time for	discrete	numeric-12.0	663	2401	-
124	<a href="#">ic_indiv_..</a>	Mark the box if you are literate and refuse to have a witness	discrete	numeric-12.0	11	3053	-
125	<a href="#">ic_indiv_..</a>	Was the participant's age verified	discrete	numeric-12.0	665	2399	-
126	<a href="#">ic_indiv_..</a>	By which method was the participant's age verified	discrete	numeric-12.0	617	2447	-
127	<a href="#">ic_indiv_..</a>	By which method was the participant's age verified	discrete	character-19	8	0	-
128	<a href="#">ic_indiv_..</a>	Who has given permission on behalf of the participant to participate in this stu	discrete	numeric-12.0	617	2447	-
129	<a href="#">ic_indiv_..</a>	Did you get enough information about this study?	discrete	numeric-12.0	669	2395	-
130	<a href="#">ic_indiv_..</a>	Have you been given the opportunity to ask questions about research and your que	discrete	numeric-12.0	669	2395	-
131	<a href="#">ic_indiv_..</a>	Do you agree to participate in this study?	discrete	numeric-12.0	670	2394	-
132	<a href="#">ic_indiv_..</a>	Do you agree to have a your DBS used for HSV	discrete	numeric-12.0	645	2419	-
133	<a href="#">ic_indiv_..</a>	Do you agree to having a dry blood spot taken for anonymous HIV testing	discrete	numeric-12.0	644	2420	-
134	<a href="#">ic_indiv_..</a>	Do you agree to an anonymous test for HIV on your dried blood spot collected pre	discrete	numeric-12.0	643	2421	-
135	<a href="#">ic_indiv_..</a>	Do you agree to having a dry blood spot taken for anonymous HIV testing?	discrete	numeric-12.0	481	2583	-
136	<a href="#">ic_indiv_..</a>	Have you ever donated blood on this year for a home	discrete	numeric-12.0	32	3032	-
137	<a href="#">ic_indiv_..</a>	Do you agree to having a dry blood spot taken for anonymous HSV2 testing?	discrete	numeric-12.0	0	3064	-
138	<a href="#">ic_indiv_..</a>	Do you agree to having a dry blood spot taken for anonymous HIV testing?	discrete	numeric-12.0	0	3064	-
139	<a href="#">ic_indiv_..</a>	Do you agree that your sample is stored?	discrete	numeric-12.0	613	2451	-
140	<a href="#">ic_indiv_..</a>	Do you agree that the blood samples of you will be tested in the future, (like o	discrete	numeric-12.0	659	2405	-

File AHRI.DREAMS.MultiLevel.CombinedDataset.2019.v1							
#	Name	Label	Type	Format	Valid	Invalid	Question
141	<a href="#">ic_indiv_..</a>	Do you agree that you are willing to be contacted by phone to schedule time for	discrete	numeric-12.0	599	2465	-
142	<a href="#">ic_indiv_..</a>	Mark the box if you are literate and refuse to have a witness	discrete	numeric-12.0	7	3057	-
143	<a href="#">ic_indiv_..</a>	Did you get enough information about this study?	discrete	numeric-12.0	1725	1339	-
144	<a href="#">ic_indiv_..</a>	Have you been given the opportunity to ask questions about research and your que	discrete	numeric-12.0	1725	1339	-
145	<a href="#">ic_indiv_..</a>	Do you agree to participate in this study?	discrete	numeric-12.0	1726	1338	-
146	<a href="#">ic_indiv_..</a>	Do you agree to have a your DBS used for HSV	discrete	numeric-12.0	1726	1338	-
147	<a href="#">ic_indiv_..</a>	Do you agree to having a dry blood spot taken for anonymous HIV testing?	discrete	numeric-12.0	1711	1353	-
148	<a href="#">ic_indiv_..</a>	Do you agree to an anonymous test for HIV on your dried blood spot collected pre	discrete	numeric-12.0	1711	1353	-
149	<a href="#">ic_indiv_..</a>	Do you agree to having a dry blood spot taken for anonymous HIV testing?	discrete	numeric-12.0	1712	1352	-
150	<a href="#">ic_indiv_..</a>	Have you ever donated blood on this year for a home	discrete	numeric-12.0	240	2824	-
151	<a href="#">ic_indiv_..</a>	Do you agree to having a dry blood spot taken for anonymous HSV2 testing?	discrete	numeric-12.0	198	2866	-
152	<a href="#">ic_indiv_..</a>	Do you agree to having a dry blood spot taken for anonymous HIV testing?	discrete	numeric-12.0	199	2865	-
153	<a href="#">ic_indiv_..</a>	Do you agree that your sample is stored?	discrete	numeric-12.0	1487	1577	-
154	<a href="#">ic_indiv_..</a>	Do you agree that the blood samples of you will be tested in the future, (like o	discrete	numeric-12.0	1725	1339	-
155	<a href="#">ic_indiv_..</a>	Do you agree that you are willing to be contacted by phone to schedule time for	discrete	numeric-12.0	1725	1339	-
156	<a href="#">ic_indiv_..</a>	Mark the box if you are literate and refuse to have a witness	discrete	numeric-12.0	121	2943	-
157	<a href="#">ic_indiv_..</a>	Consented to DREAMS?	discrete	numeric-12.0	3064	0	-
158	<a href="#">ie_insch_..</a>	Are you currently still in school?	discrete	numeric-12.0	2395	669	-
159	<a href="#">ie_prev_..</a>	Where you still in school the last time we saw you?	discrete	numeric-12.0	1429	1635	-
160	<a href="#">ie_schoo_..</a>	In which grade are you? (Grade 1	continuous	numeric-12.0	1127	1937	-

**File AHRI.DREAMS.MultiLevel.CombinedDataset.2019.v1**

#	Name	Label	Type	Format	Valid	Invalid	Question
161	<a href="#">ie_daysa..</a>	How many days were you absent from school?	continuous	numeric-12.0	1127	1937	-
162	<a href="#">ie_schab..</a>	What were the main reasons why you were absent? [Don't read responses. Select al	discrete	numeric-12.0	255	2809	-
163	<a href="#">ie_schab..</a>	What were the main reasons why you were absent? [Don't read responses. Select al	discrete	numeric-12.0	32	3032	-
164	<a href="#">ie_schab..</a>	What were the main reasons why you were absent? [Don't read responses. Select al	discrete	numeric-12.0	4	3060	-
165	<a href="#">ie_schab..</a>	What were the main reasons why you were absent? [Don't read responses. Select al	discrete	numeric-12.0	106	2958	-
166	<a href="#">ie_schab..</a>	What were the main reasons why you were absent? [Don't read responses. Select al	discrete	numeric-12.0	24	3040	-
167	<a href="#">ie_schab..</a>	What were the main reasons why you were absent? [Don't read responses. Select al	discrete	numeric-12.0	37	3027	-
168	<a href="#">ie_schab..</a>	What were the main reasons why you were absent? [Don't read responses. Select al	discrete	numeric-12.0	8	3056	-
169	<a href="#">ie_schab..</a>	What were the main reasons why you were absent? [Don't read responses. Select al	discrete	numeric-12.0	26	3038	-
170	<a href="#">ie_schab..</a>	What were the main reasons why you were absent? [Don't read responses. Select al	discrete	numeric-12.0	23	3041	-
171	<a href="#">ie_schab..</a>	What were the main reasons why you were absent? [Don't read responses. Select al	discrete	numeric-12.0	8	3056	-
172	<a href="#">ie_schab..</a>	What were the main reasons why you were absent? [Don't read responses. Select al	discrete	numeric-12.0	1	3063	-
173	<a href="#">ie_schab..</a>	What were the main reasons why you were absent? [Don't read responses. Select al	discrete	numeric-12.0	35	3029	-
174	<a href="#">ie_abssc..</a>	Please specify the other reasons for being absent	discrete	character-59	42	0	-
175	<a href="#">ie_reas..</a>	What were the main reasons you left school?	discrete	numeric-12.0	0	3064	-
176	<a href="#">ie_reas..</a>	Please specify the other reasons for leaving school	discrete	character-1	0	0	-
177	<a href="#">ie_mainr..</a>	Which of the reasons you have given was the most important reason for leaving sc	discrete	numeric-12.0	0	3064	-
178	<a href="#">ie_highl..</a>	What is your highest level of education achieved / qualification ('attainment')	discrete	numeric-12.0	1266	1798	-
179	<a href="#">ie_emplo..</a>	Are you currently in full	discrete	numeric-12.0	2395	669	-

File AHRI.DREAMS.MultiLevel.CombinedDataset.2019.v1							
#	Name	Label	Type	Format	Valid	Invalid	Question
180	<a href="#">ie_othin..</a>	Do you have any other source of income?	discrete	numeric-12.0	2395	669	-
181	<a href="#">ie_incom..</a>	What Other sources of income do you have?	discrete	character-39	238	0	-
182	<a href="#">ie_grant..</a>	Do you receive any Government Grant for yourself? Please specify the types of gr	discrete	numeric-12.0	312	2752	-
183	<a href="#">ie_grant..</a>	Do you receive any Government Grant for yourself? Please specify the types of gr	discrete	numeric-12.0	1228	1836	-
184	<a href="#">ie_grant..</a>	Do you receive any Government Grant for yourself? Please specify the types of gr	discrete	numeric-12.0	18	3046	-
185	<a href="#">ie_grant..</a>	Do you receive any Government Grant for yourself? Please specify the types of gr	discrete	numeric-12.0	15	3049	-
186	<a href="#">ie_grant..</a>	Do you receive any Government Grant for yourself? Please specify the types of gr	discrete	numeric-12.0	546	2518	-
187	<a href="#">ie_grant..</a>	Do you receive any Government Grant for yourself? Please specify the types of gr	discrete	numeric-12.0	4	3060	-
188	<a href="#">ie_grant..</a>	Do you receive any Government Grant for yourself? Please specify the types of gr	discrete	numeric-12.0	4	3060	-
189	<a href="#">ie_grant..</a>	Do you receive any Government Grant for yourself? Please specify the types of gr	discrete	numeric-12.0	23	3041	-
190	<a href="#">ie_grant..</a>	Please specify information on the other grant/s	discrete	character-118	4	-	-
191	<a href="#">ie_chore..</a>	Hours spent on chores [0.5, 1	continuous	numeric-10.0	2070	994	-
192	<a href="#">ie_chore..</a>	Are you willing to share how much time did you spend doing household chores, suc	discrete	numeric-12.0	324	2740	-
193	<a href="#">ie_items..</a>	A blanket	discrete	numeric-12.0	2395	669	-
194	<a href="#">ie_items..</a>	A pair of shoes	discrete	numeric-12.0	2395	669	-
195	<a href="#">ie_items..</a>	School uniform	discrete	numeric-12.0	1127	1937	-
196	<a href="#">ie_items..</a>	Two sets of clothes (other than uniform)	discrete	numeric-12.0	2395	669	-
197	<a href="#">ie_items..</a>	A school bag	discrete	numeric-12.0	1127	1937	-
198	<a href="#">ie_items..</a>	Some jewelry	discrete	numeric-12.0	2395	669	-
199	<a href="#">ie_items..</a>	Hair clips/ribbons	discrete	numeric-12.0	448	2616	-
200	<a href="#">ie_items..</a>	A mobile telephone	discrete	numeric-12.0	2395	669	-

**File AHRI.DREAMS.MultiLevel.CombinedDataset.2019.v1**

#	Name	Label	Type	Format	Valid	Invalid	Question
201	<a href="#">ie_items_..</a>	A clock or a wrist watch	discrete	numeric-12.0	2395	669	-
202	<a href="#">ie_items_..</a>	A bicycle	discrete	numeric-12.0	2395	669	-
203	<a href="#">ie_daily_..</a>	In the last one year, did you spend any money on your daily needs, other odds an	discrete	numeric-12.0	2395	669	-
204	<a href="#">ie_dialy_..</a>	In the last one year, when you spent money on your daily needs, other odds and e	discrete	numeric-12.0	438	2626	-
205	<a href="#">ie_dialy_..</a>	In the last one year, when you spent money on your daily needs, other odds and e	discrete	numeric-12.0	58	3006	-
206	<a href="#">ie_dialy_..</a>	In the last one year, when you spent money on your daily needs, other odds and e	discrete	numeric-12.0	2	3062	-
207	<a href="#">ie_dialy_..</a>	In the last one year, when you spent money on your daily needs, other odds and e	discrete	numeric-12.0	226	2838	-
208	<a href="#">ie_dialy_..</a>	In the last one year, when you spent money on your daily needs, other odds and e	discrete	numeric-12.0	17	3047	-
209	<a href="#">ie_dialy_..</a>	In the last one year, when you spent money on your daily needs, other odds and e	discrete	numeric-12.0	150	2914	-
210	<a href="#">ie_dialy_..</a>	In the last one year, when you spent money on your daily needs, other odds and e	discrete	numeric-12.0	528	2536	-
211	<a href="#">ie_dialy_..</a>	In the last one year, when you spent money on your daily needs, other odds and e	discrete	numeric-12.0	217	2847	-
212	<a href="#">ie_dialy_..</a>	In the last one year, when you spent money on your daily needs, other odds and e	discrete	numeric-12.0	8	3056	-
213	<a href="#">ie_dialy_..</a>	In the last one year, when you spent money on your daily needs, other odds and e	discrete	numeric-12.0	145	2919	-
214	<a href="#">ie_dialy_..</a>	In the last one year, when you spent money on your daily needs, other odds and e	discrete	numeric-12.0	132	2932	-
215	<a href="#">ie_dialy_..</a>	In the last one year, when you spent money on your daily needs, other odds and e	discrete	numeric-12.0	95	2969	-
216	<a href="#">ie_dialy_..</a>	In the last one year, when you spent money on your daily needs, other odds and e	discrete	numeric-12.0	5	3059	-
217	<a href="#">ie_dialy_..</a>	In the last one year, when you spent money on your daily needs, other odds and e	discrete	numeric-12.0	34	3030	-
218	<a href="#">ie_daily_..</a>	Please specify other source of money	discrete	character-62	42	0	-
219	<a href="#">ie_spent_..</a>	What did you typically spend money on, in the past year?	discrete	numeric-12.0	37	3027	-
220	<a href="#">ie_spent_..</a>	What did you typically spend money on, in the past year?	discrete	numeric-12.0	445	2619	-

**File AHRI.DREAMS.MultiLevel.CombinedDataset.2019.v1**

#	Name	Label	Type	Format	Valid	Invalid	Question
221	<a href="#">ie_spent..</a>	What did you typically spend money on, in the past year?	discrete	numeric-12.0	36	3028	-
222	<a href="#">ie_spent..</a>	What did you typically spend money on, in the past year?	discrete	numeric-12.0	385	2679	-
223	<a href="#">ie_spent..</a>	What did you typically spend money on, in the past year?	discrete	numeric-12.0	15	3049	-
224	<a href="#">ie_spent..</a>	What did you typically spend money on, in the past year?	discrete	numeric-12.0	54	3010	-
225	<a href="#">ie_spent..</a>	What did you typically spend money on, in the past year?	discrete	numeric-12.0	1114	1950	-
226	<a href="#">ie_spent..</a>	What did you typically spend money on, in the past year?	discrete	numeric-12.0	1056	2008	-
227	<a href="#">ie_spent..</a>	What did you typically spend money on, in the past year?	discrete	numeric-12.0	17	3047	-
228	<a href="#">ie_spent..</a>	What did you typically spend money on, in the past year?	discrete	numeric-12.0	67	2997	-
229	<a href="#">ie_spent..</a>	What did you typically spend money on, in the past year?	discrete	numeric-12.0	78	2986	-
230	<a href="#">ie_spent..</a>	What did you typically spend money on, in the past year?	discrete	numeric-12.0	290	2774	-
231	<a href="#">ie_spent..</a>	Please specify details on other items you spend money on	discrete	character-43	319	0	-
232	<a href="#">ie_spent..</a>	Who decides what you spend money on?	discrete	numeric-12.0	1753	1311	-
233	<a href="#">ie_spent..</a>	Please specify details on other person who decide how you are spending your mone	discrete	character-15	9	0	-
234	<a href="#">ie_saved..</a>	In the past twelve months, have you saved, or put money aside to use at a later	discrete	numeric-12.0	2395	669	-
235	<a href="#">ie_acces..</a>	Do you have control over these savings? (i.e., Where and how they are stored, an	discrete	numeric-12.0	721	2343	-
236	<a href="#">ie_savin..</a>	What are you saving for? [Do not read from list]	discrete	numeric-12.0	336	2728	-
237	<a href="#">ie_savin..</a>	What are you saving for? [Do not read from list]	discrete	numeric-12.0	1	3063	-
238	<a href="#">ie_savin..</a>	What are you saving for? [Do not read from list]	discrete	numeric-12.0	8	3056	-
239	<a href="#">ie_savin..</a>	What are you saving for? [Do not read from list]	discrete	numeric-12.0	4	3060	-
240	<a href="#">ie_savin..</a>	What are you saving for? [Do not read from list]	discrete	numeric-12.0	10	3054	-
241	<a href="#">ie_savin..</a>	What are you saving for? [Do not read from list]	discrete	numeric-12.0	1	3063	-
242	<a href="#">ie_savin..</a>	What are you saving for? [Do not read from list]	discrete	numeric-12.0	443	2621	-
243	<a href="#">ie_savin..</a>	What are you saving for? [Do not read from list]	discrete	numeric-12.0	60	3004	-

File AHRI.DREAMS.MultiLevel.CombinedDataset.2019.v1							
#	Name	Label	Type	Format	Valid	Invalid	Question
244	<a href="#">je_savin_..</a>	What are you saving for? [Do not read from list]	discrete	numeric-12.0	26	3038	-
245	<a href="#">je_savin_..</a>	What are you saving for? [Do not read from list]	discrete	numeric-12.0	14	3050	-
246	<a href="#">je_savin_..</a>	What are you saving for? [Do not read from list]	discrete	numeric-12.0	36	3028	-
247	<a href="#">je_savin_..</a>	What are you saving for? [Do not read from list]	discrete	numeric-12.0	17	3047	-
248	<a href="#">je_savin_..</a>	What are you saving for? [Do not read from list]	discrete	numeric-12.0	4	3060	-
249	<a href="#">je_savin_..</a>	What are you saving for? [Do not read from list]	discrete	numeric-12.0	131	2933	-
250	<a href="#">je_savin_..</a>	What are you saving for? [Do not read from list]	discrete	character-2	23	0	-
251	<a href="#">je_savin_..</a>	Please specify details on what other things you are saving for	discrete	character-21	24	0	-
252	<a href="#">je_has_b_..</a>	Do you have such a plan?	discrete	numeric-12.0	2395	669	-
253	<a href="#">je_has_w_..</a>	Is your plan written down?	discrete	numeric-12.0	232	2832	-
254	<a href="#">je_follo_..</a>	Would you say that you follow your plan all of the time, some of the time, rarel	discrete	numeric-12.0	232	2832	-
255	<a href="#">je_budge_..</a>	What would you call that kind of plan?	discrete	numeric-12.0	184	2880	-
256	<a href="#">je_budge_..</a>	What would you call that kind of plan?	discrete	numeric-12.0	30	3034	-
257	<a href="#">je_budge_..</a>	What would you call that kind of plan?	discrete	numeric-12.0	4	3060	-
258	<a href="#">je_budge_..</a>	What would you call that kind of plan?	discrete	numeric-12.0	1	3063	-
259	<a href="#">je_budge_..</a>	What would you call that kind of plan?	discrete	numeric-12.0	6	3058	-
260	<a href="#">je_wayof_..</a>	What are the ways you are saving your money?	discrete	numeric-12.0	394	2670	-
261	<a href="#">je_wayof_..</a>	What are the ways you are saving your money?	discrete	numeric-12.0	54	3010	-
262	<a href="#">je_wayof_..</a>	What are the ways you are saving your money?	discrete	numeric-12.0	101	2963	-
263	<a href="#">je_wayof_..</a>	What are the ways you are saving your money?	discrete	numeric-12.0	171	2893	-
264	<a href="#">je_wayof_..</a>	What are the ways you are saving your money?	discrete	numeric-12.0	3	3061	-
265	<a href="#">je_wayof_..</a>	What are the ways you are saving your money?	discrete	numeric-12.0	21	3043	-
266	<a href="#">je_wayof_..</a>	What are the ways you are saving your money?	discrete	numeric-12.0	28	3036	-
267	<a href="#">je_wayof_..</a>	What are the ways you are saving your money?	discrete	numeric-12.0	2	3062	-

File AHRI.DREAMS.MultiLevel.CombinedDataset.2019.v1							
#	Name	Label	Type	Format	Valid	Invalid	Question
268	<a href="#">ie_wayof..</a>	What are the ways you are saving your money?	discrete	numeric-12.0	1	3063	-
269	<a href="#">ie_rich..</a>	Do you agree or disagree with the following statement: "Only people with a lot o	discrete	numeric-12.0	2392	672	-
270	<a href="#">ie_do_re..</a>	When there are weeks when you have met all your basic needs and at the end of th	discrete	numeric-12.0	2395	669	-
271	<a href="#">ie_do_re..</a>	Please specify other things that you do with the money	discrete	character-40	40	0	-
272	<a href="#">ie_foodf..</a>	In the last 12 months did you or any other individuals in your household ever cu	discrete	numeric-12.0	2395	669	-
273	<a href="#">ie_foodf..</a>	How often did this happen?	discrete	numeric-12.0	625	2439	-
274	<a href="#">dm_aware..</a>	Have you heard of a program called 'DREAMS'?	discrete	numeric-12.0	2395	669	-
275	<a href="#">dm_source..</a>	From where / how did you hear about DREAMS?	discrete	numeric-12.0	11	3053	-
276	<a href="#">dm_source..</a>	From where / how did you hear about DREAMS?	discrete	numeric-12.0	21	3043	-
277	<a href="#">dm_source..</a>	From where / how did you hear about DREAMS?	discrete	numeric-12.0	69	2995	-
278	<a href="#">dm_source..</a>	From where / how did you hear about DREAMS?	discrete	numeric-12.0	404	2660	-
279	<a href="#">dm_source..</a>	From where / how did you hear about DREAMS?	discrete	numeric-12.0	11	3053	-
280	<a href="#">dm_source..</a>	From where / how did you hear about DREAMS?	discrete	numeric-12.0	45	3019	-
281	<a href="#">dm_source..</a>	From where / how did you hear about DREAMS?	discrete	numeric-12.0	7	3057	-
282	<a href="#">dm_source..</a>	From where / how did you hear about DREAMS?	discrete	numeric-12.0	33	3031	-
283	<a href="#">dm_source..</a>	From where / how did you hear about DREAMS?	discrete	numeric-12.0	494	2570	-
284	<a href="#">dm_source..</a>	From where / how did you hear about DREAMS?	discrete	numeric-12.0	97	2967	-
285	<a href="#">dm_source..</a>	Other, please specify from where / how did you hear about DREAMS?	discrete	character-44	188	0	-
286	<a href="#">dm_invited</a>	Have you been invited to participate in any DREAMS activity or service?	discrete	numeric-12.0	1268	1796	-
287	<a href="#">dm_parti..</a>	Have you ever participated in any DREAMS activity or service?	discrete	numeric-12.0	1270	1794	-
288	<a href="#">dm_parti..</a>	If yes, when did you participate?	discrete	numeric-12.0	27	3037	-
289	<a href="#">dm_parti..</a>	If yes, when did you participate?	discrete	numeric-12.0	48	3016	-
290	<a href="#">dm_parti..</a>	If yes, when did you participate?	discrete	numeric-12.0	297	2767	-

File AHRI.DREAMS.MultiLevel.CombinedDataset.2019.v1							
#	Name	Label	Type	Format	Valid	Invalid	Question
291	<a href="#">dm_exper..</a>	What experience(s) have you had with DREAMS?	discrete	character-74	243	0	-
292	<a href="#">dm_have..</a>	Do you have a DREAMS identifier? It could be a reference number, ID or code?	discrete	numeric-12.0	248	2816	-
293	<a href="#">dm_lead..</a>	I am going to ask you about programs for young girls. Many of them are about org	discrete	numeric-12.0	2393	671	-
294	<a href="#">dm_parti..</a>	Did you participate in this service / program? Safe Spaces	discrete	numeric-12.0	448	2616	-
295	<a href="#">dm_aware..</a>	Are you aware of the following service / program? Safe Spaces for girls/young wo	discrete	numeric-12.0	425	2639	-
296	<a href="#">dm_parti..</a>	Did you participate in this service / program in the last 12 months? Safe Spaces	discrete	numeric-12.0	23	3041	-
297	<a href="#">dm_safes..</a>	Was this a DREAMS service / program? Safe Spaces	discrete	numeric-12.0	8	3056	-
298	<a href="#">dm_org_s..</a>	Where / from which organisation was it provided? Safe Spaces	discrete	numeric-12.0	8	3056	-
299	<a href="#">dm_org_s..</a>	Please specify details of the other organization. Safe Spaces	discrete	character-9	3	0	-
300	<a href="#">dm_parti..</a>	Did you participate in this service / program? Mentor Program	discrete	numeric-12.0	446	2618	-
301	<a href="#">dm_aware..</a>	Are you aware of the following service / program? Mentor Program	discrete	numeric-12.0	432	2632	-
302	<a href="#">dm_parti..</a>	Did you participate in this service / program in the last 12 months? Mentor Prog	discrete	numeric-12.0	14	3050	-
303	<a href="#">dm_mento..</a>	Was this a DREAMS service / program? Mentor Program	discrete	numeric-12.0	2	3062	-
304	<a href="#">dm_org_m..</a>	Where / from which organisation was it provided? Mentor Program	discrete	numeric-12.0	2	3062	-
305	<a href="#">dm_org_m..</a>	Please specify details of the other organization. Mentor Program	discrete	character-1	0	0	-
306	<a href="#">dm_parti..</a>	Did you participate in this service / program? Social Assets programs	discrete	numeric-12.0	2390	674	-
307	<a href="#">dm_aware..</a>	Are you aware of the following service / program? Social Assets programs	discrete	numeric-12.0	2327	737	-

File AHRI.DREAMS.MultiLevel.CombinedDataset.2019.v1							
#	Name	Label	Type	Format	Valid	Invalid	Question
308	<a href="#">dm_parti..</a>	Did you participate in this service / program in the last 12 months? Social Asse	discrete	numeric-12.0	58	3006	-
309	<a href="#">dm_socas..</a>	Was this a DREAMS service / program? Social Assets programs	discrete	numeric-12.0	23	3041	-
310	<a href="#">dm_org_s..</a>	Where / from which organisation was it provided? Social Assets programs	discrete	numeric-12.0	23	3041	-
311	<a href="#">dm_org_s..</a>	Please specify details of the other organization. Social Assets programs	discrete	character-8	1	0	-
312	<a href="#">dm_parti..</a>	Did you participate in this service / program? Gender norms	discrete	numeric-12.0	2391	673	-
313	<a href="#">dm_aware..</a>	Are you aware of the following service / program? Gender norms and Violence prev	discrete	numeric-12.0	2316	748	-
314	<a href="#">dm_parti..</a>	Did you participate in this service / program in the last 12 months? Gender norm	discrete	numeric-12.0	74	2990	-
315	<a href="#">dm_genor..</a>	Was this a DREAMS service / program? Gender norms	discrete	numeric-12.0	22	3042	-
316	<a href="#">dm_org_g..</a>	Where / from which organisation was it provided? Gender norms	discrete	numeric-12.0	22	3042	-
317	<a href="#">dm_org_g..</a>	Please specify details of the other organization. Gender norms	discrete	character-1	0	0	-
318	<a href="#">dm_parti..</a>	Did you participate in this service / program? Violence prevention	discrete	numeric-12.0	2391	673	-
319	<a href="#">dm_aware..</a>	Are you aware of the following service / program? Violence prevention education	discrete	numeric-12.0	2181	883	-
320	<a href="#">dm_parti..</a>	Did you participate in this service / program in the last 12 months? Violence pr	discrete	numeric-12.0	208	2856	-
321	<a href="#">dm_finse..</a>	Was this a DREAMS service / program? Violence prevention	discrete	numeric-12.0	152	2912	-
322	<a href="#">dm_org_f..</a>	Where / from which organisation was it provided? Violence prevention	discrete	numeric-12.0	152	2912	-
323	<a href="#">dm_org_f..</a>	Please specify details of the other organization. Violence prevention	discrete	character-19	108	0	-
324	<a href="#">dm_parti..</a>	Did you participate in this service / program? Financial literacy	discrete	numeric-12.0	2388	676	-

File AHRI.DREAMS.MultiLevel.CombinedDataset.2019.v1							
#	Name	Label	Type	Format	Valid	Invalid	Question
325	<a href="#">dm_aware_..</a>	Are you aware of the following service / program? Financial literacy training	discrete	numeric-12.0	2079	985	-
326	<a href="#">dm_parti_..</a>	Did you participate in this service / program in the last 12 months? Financial l	discrete	numeric-12.0	305	2759	-
327	<a href="#">dm_finsk_..</a>	Was this a DREAMS service / program? Financial literacy	discrete	numeric-12.0	203	2861	-
328	<a href="#">dm_org_f_..</a>	Where / from which organisation was it provided? Financial literacy	discrete	numeric-12.0	203	2861	-
329	<a href="#">dm_org_f_..</a>	Please specify details of the other organization. Financial literacy	discrete	character-24	10	0	-
330	<a href="#">dm_parti_..</a>	Did you participate in this service / program? Local program for caregiving	discrete	numeric-12.0	2390	674	-
331	<a href="#">dm_aware_..</a>	Are you aware of the following service / program? Local program for caregiving	discrete	numeric-12.0	1736	1328	-
332	<a href="#">dm_parti_..</a>	Did you participate in this service / program in the last 12 months? Local progr	discrete	numeric-12.0	644	2420	-
333	<a href="#">dm_paren_..</a>	Was this a DREAMS service / program? Local program for caregiving	discrete	numeric-12.0	507	2557	-
334	<a href="#">dm_org_p_..</a>	Where / from which organisation was it provided? Local program for caregiving	discrete	numeric-12.0	507	2557	-
335	<a href="#">dm_org_p_..</a>	Please specify details of the other organization. Local program for caregiving	discrete	character-16	80	0	-
336	<a href="#">dm_parti_..</a>	Did you participate in this service / program? HIV education	discrete	numeric-12.0	1128	1936	-
337	<a href="#">dm_aware_..</a>	Are you aware of the following service / program? HIV education or Life skills	discrete	numeric-12.0	171	2893	-
338	<a href="#">dm_parti_..</a>	Did you participate in this service / program in the last 12 months? HIV educati	discrete	numeric-12.0	953	2111	-
339	<a href="#">dm_schoo_..</a>	Was this a DREAMS service / program? HIV education	discrete	numeric-12.0	870	2194	-
340	<a href="#">dm_org_s_..</a>	Where / from which organisation was it provided? HIV education	discrete	numeric-12.0	864	2200	-
341	<a href="#">dm_org_s_..</a>	Please specify details of the other organization. HIV education	discrete	character-8	4	0	-
342	<a href="#">dr_lead_..</a>	I am going to ask you questions about the different types of HIV testing program	discrete	numeric-12.0	2388	676	-

File AHRI.DREAMS.MultiLevel.CombinedDataset.2019.v1							
#	Name	Label	Type	Format	Valid	Invalid	Question
343	<a href="#">dm_parti..</a>	Did you participate in this service / program? Facility based (PITC, VTC): where	discrete	numeric-12.0	2394	670	-
344	<a href="#">dm_aware..</a>	Are you aware of the following service / program? Facility based (PITC, VTC): wh	discrete	numeric-12.0	752	2312	-
345	<a href="#">dm_parti..</a>	Did you participate in this service / program in the last 12 months? Facility ba	discrete	numeric-12.0	1633	1431	-
346	<a href="#">dm_facib..</a>	Was this a DREAMS service / program? Facility based (PITC, VTC): where testing w	discrete	numeric-12.0	1086	1978	-
347	<a href="#">dm_org_f..</a>	Where / from which organisation was it provided? Facility based (PITC, VTC): whe	discrete	numeric-12.0	1087	1977	-
348	<a href="#">dm_org_f..</a>	Please specify details of the other organization. Facility based (PITC, VTC): wh	discrete	character-14	3	0	-
349	<a href="#">dm_parti..</a>	Did you participate in this service / program? Facility based HIV testing	discrete	numeric-12.0	2388	676	-
350	<a href="#">dm_aware..</a>	Are you aware of the following service / program? Facility based HIV testing	discrete	numeric-12.0	1036	2028	-
351	<a href="#">dm_parti..</a>	Did you participate in this service / program in the last 12 months? Facility ba	discrete	numeric-12.0	1346	1718	-
352	<a href="#">dm_hivte..</a>	Was this a DREAMS service / program? Facility based HIV testing	discrete	numeric-12.0	1059	2005	-
353	<a href="#">dm_org_h..</a>	Where / from which organisation was it provided? Facility based HIV testing	discrete	numeric-12.0	1057	2007	-
354	<a href="#">dm_org_h..</a>	Please specify details of the other organization. Facility based HIV testing	discrete	character-12	14	0	-
355	<a href="#">dm_parti..</a>	Did you participate in this service / program? Partner testing	discrete	numeric-12.0	2391	673	-
356	<a href="#">dm_aware..</a>	Are you aware of the following service / program? Partner testing	discrete	numeric-12.0	2138	926	-
357	<a href="#">dm_parti..</a>	Did you participate in this service / program in the last 12 months? Partner tes	discrete	numeric-12.0	246	2818	-
358	<a href="#">dm_parte..</a>	Was this a DREAMS service / program? Partner testing	discrete	numeric-12.0	173	2891	-
359	<a href="#">dm_org_p..</a>	Where / from which organisation was it provided? Partner testing	discrete	numeric-12.0	173	2891	-

**File AHRI.DREAMS.MultiLevel.CombinedDataset.2019.v1**

#	Name	Label	Type	Format	Valid	Invalid	Question
360	<a href="#">dm_org_p..</a>	Please specify details of the other organization. Partner testing	discrete	character-9	1	0	-
361	<a href="#">dm_parti..</a>	Did you participate in this service / program? HIV Self testing	discrete	numeric-12.0	2395	669	-
362	<a href="#">dm_aware..</a>	Are you aware of the following service / program? HIV Self testing	discrete	numeric-12.0	2260	804	-
363	<a href="#">dm_parti..</a>	Did you participate in this service / program in the last 12 months? HIV Self te	discrete	numeric-12.0	129	2935	-
364	<a href="#">dm_selft..</a>	Was this a DREAMS service / program? HIV Self testing	discrete	numeric-12.0	119	2945	-
365	<a href="#">dm_org_s..</a>	Where / from which organisation was it provided? HIV Self testing	discrete	numeric-12.0	119	2945	-
366	<a href="#">dm_org_s..</a>	Please specify details of the other organization. HIV Self testing	discrete	character-14	5	0	-
367	<a href="#">dm_parti..</a>	Did you participate in this service / program? Services/ programs for males - Twi	discrete	numeric-12.0	1945	1119	-
368	<a href="#">dm_aware..</a>	Are you aware of the following service / program? Services/programs for males -	discrete	numeric-12.0	1876	1188	-
369	<a href="#">dm_parti..</a>	Did you participate in this service / program in the last 12 months? Services/pr	discrete	numeric-12.0	62	3002	-
370	<a href="#">dm_malet..</a>	Was this a DREAMS service / program? Services/ programs for males - Twilight HIV	discrete	numeric-12.0	44	3020	-
371	<a href="#">dm_org_m..</a>	Where / from which organisation was it provided? Services/programs for males - T	discrete	numeric-12.0	44	3020	-
372	<a href="#">dm_org_m..</a>	Please specify details of the other organization. Services/ programs for males -	discrete	character-19	11	0	-
373	<a href="#">dm_parti..</a>	Did you participate in this service / program? Male circumcision (voluntary medi	discrete	numeric-12.0	1948	1116	-
374	<a href="#">dm_aware..</a>	Are you aware of the following service / program? Male circumcision (voluntary m	discrete	numeric-12.0	776	2288	-
375	<a href="#">dm_parti..</a>	Did you participate in this service / program in the last 12 months? Male circum	discrete	numeric-12.0	1167	1897	-
376	<a href="#">dm_malec..</a>	Was this a DREAMS service / program? Male	discrete	numeric-12.0	554	2510	-

File AHRI.DREAMS.MultiLevel.CombinedDataset.2019.v1							
#	Name	Label	Type	Format	Valid	Invalid	Question
		circumcision (voluntary medical circum					
377	<a href="#">dm_org_m..</a>	Where / from which organisation was it provided? Male circumcision (voluntary me	discrete	numeric-12.0	555	2509	-
378	<a href="#">dm_org_m..</a>	Please specify details of the other organization. Male circumcision (voluntary m	discrete	character-14	25	0	-
379	<a href="#">dm_parti..</a>	Did you participate in this service / program? Condom provision	discrete	numeric-12.0	2395	669	-
380	<a href="#">dm_aware..</a>	Are you aware of the following service / program? Condom provision	discrete	numeric-12.0	1137	1927	-
381	<a href="#">dm_parti..</a>	Did you participate in this service / program in the last 12 months? Condom prov	discrete	numeric-12.0	1252	1812	-
382	<a href="#">dm_condp..</a>	Was this a DREAMS service / program? Condom provision	discrete	numeric-12.0	1097	1967	-
383	<a href="#">dm_org_c..</a>	Where / from which organisation was it provided? Condom provision	discrete	numeric-12.0	1095	1969	-
384	<a href="#">dm_org_c..</a>	Please specify details of the other organization. Condom provision	discrete	character-16	124	0	-
385	<a href="#">dm_parti..</a>	Did you participate in this service / program? Condom promotion / demonstration	discrete	numeric-12.0	2393	671	-
386	<a href="#">dm_aware..</a>	Are you aware of the following service / program? Condom promotion / demonstrati	discrete	numeric-12.0	1653	1411	-
387	<a href="#">dm_parti..</a>	Did you participate in this service / program in the last 12 months? Condom prom	discrete	numeric-12.0	736	2328	-
388	<a href="#">dm_democ..</a>	Was this a DREAMS service / program? Condom promotion / demonstration	discrete	numeric-12.0	467	2597	-
389	<a href="#">dm_org_d..</a>	Where / from which organisation was it provided? Condom promotion / demonstratio	discrete	numeric-12.0	466	2598	-
390	<a href="#">dm_org_d..</a>	Please specify details of the other organization. Condom promotion / demonstrati	discrete	character-15	7	0	-
391	<a href="#">dm_parti..</a>	Did you participate in this service / program? Adolescent friendly services	discrete	numeric-12.0	2393	671	-
392	<a href="#">dm_aware..</a>	Are you aware of the following service / program? Adolescent friendly services	discrete	numeric-12.0	2135	929	-

File AHRI.DREAMS.MultiLevel.CombinedDataset.2019.v1							
#	Name	Label	Type	Format	Valid	Invalid	Question
393	<a href="#">dm_parti ..</a>	Did you participate in this service / program in the last 12 months? Adolescent	discrete	numeric-12.0	251	2813	-
394	<a href="#">dm_adolf ..</a>	Was this a DREAMS service / program? Adolescent friendly services	discrete	numeric-12.0	165	2899	-
395	<a href="#">dm_org_a ..</a>	Where / from which organisation was it provided? Adolescent friendly services	discrete	numeric-12.0	165	2899	-
396	<a href="#">dm_org_a ..</a>	Please specify details of the other organization. Adolescent friendly services	discrete	character-9	2	0	-
397	<a href="#">dm_parti ..</a>	Did you participate in this service / program? Contraception / family planning	discrete	numeric-12.0	2390	674	-
398	<a href="#">dm_aware ..</a>	Are you aware of the following service / program? Counselling and provision of c	discrete	numeric-12.0	1861	1203	-
399	<a href="#">dm_parti ..</a>	Did you participate in this service / program in the last 12 months? Contracepti	discrete	numeric-12.0	525	2539	-
400	<a href="#">dm_couns ..</a>	Was this a DREAMS service / program? Contraception / family planning	discrete	numeric-12.0	442	2622	-
401	<a href="#">dm_org_c ..</a>	Where / from which organisation was it provided? Contraception / family planning	discrete	numeric-12.0	442	2622	-
402	<a href="#">dm_org_c ..</a>	Please specify details of the other organization. Contraception / family plannin	discrete	character-6	2	0	-
403	<a href="#">dm_parti ..</a>	Did you participate in this service / program? STI screening and treatment	discrete	numeric-12.0	2394	670	-
404	<a href="#">dm_aware ..</a>	Are you aware of the following service / program? STI screening and treatment	discrete	numeric-12.0	2068	996	-
405	<a href="#">dm_parti ..</a>	Did you participate in this service / program in the last 12 months? STI screeni	discrete	numeric-12.0	325	2739	-
406	<a href="#">dm_stise ..</a>	Was this a DREAMS service / program? STI screening and treatment	discrete	numeric-12.0	248	2816	-
407	<a href="#">dm_org_s ..</a>	Where / from which organisation was it provided? STI screening and treatment	discrete	numeric-12.0	248	2816	-
408	<a href="#">dm_org_s ..</a>	Please specify details of the other organization. STI screening and treatment	discrete	character-4	1	0	-

File AHRI.DREAMS.MultiLevel.CombinedDataset.2019.v1							
#	Name	Label	Type	Format	Valid	Invalid	Question
409	<a href="#">dm_parti..</a>	Did you participate in this service / program? Linkage into ART	discrete	numeric-12.0	2392	672	-
410	<a href="#">dm_aware..</a>	Are you aware of the following service / program? Linkage into ART	discrete	numeric-12.0	2304	760	-
411	<a href="#">dm_parti..</a>	Did you participate in this service / program in the last 12 months? Linkage int	discrete	numeric-12.0	84	2980	-
412	<a href="#">dm_pepse..</a>	Was this a DREAMS service / program? Linkage into ART	discrete	numeric-12.0	69	2995	-
413	<a href="#">dm_org_p..</a>	Where / from which organisation was it provided? Linkage into ART	discrete	numeric-12.0	70	2994	-
414	<a href="#">dm_org_p..</a>	Please specify details of the other organization. Linkage into ART	discrete	character-8	1	0	-
415	<a href="#">dm_parti..</a>	Did you participate in this service / program? Emergency contraception	discrete	numeric-12.0	445	2619	-
416	<a href="#">dm_aware..</a>	Are you aware of the following service / program? Emergency contraception	discrete	numeric-12.0	357	2707	-
417	<a href="#">dm_parti..</a>	Did you participate in this service / program in the last 12 months? Emergency c	discrete	numeric-12.0	88	2976	-
418	<a href="#">dm_emerc..</a>	Was this a DREAMS service / program? Emergency contraception	discrete	numeric-12.0	54	3010	-
419	<a href="#">dm_org_e..</a>	Where / from which organisation was it provided? Emergency contraception	discrete	numeric-12.0	54	3010	-
420	<a href="#">dm_org_e..</a>	Please specify details of the other organization. Emergency contraception	discrete	character-9	3	0	-
421	<a href="#">dm_parti..</a>	Did you participate in this service / program? Services after an experience of v	discrete	numeric-12.0	2390	674	-
422	<a href="#">dm_aware..</a>	Are you aware of the following service / program? Services after an experience o	discrete	numeric-12.0	2157	907	-
423	<a href="#">dm_parti..</a>	Did you participate in this service / program in the last 12 months? Services af	discrete	numeric-12.0	228	2836	-
424	<a href="#">dm_postv..</a>	Was this a DREAMS service / program? Services after an experience of violence	discrete	numeric-12.0	136	2928	-
425	<a href="#">dm_org_p..</a>	Where / from which organisation was it provided? Services after an experience of	discrete	numeric-12.0	136	2928	-

File AHRI.DREAMS.MultiLevel.CombinedDataset.2019.v1							
#	Name	Label	Type	Format	Valid	Invalid	Question
426	<a href="#">dm_org_p..</a>	Please specify details of the other organization. Services after an experience o	discrete	character-35	64	0	-
427	<a href="#">dm_parti..</a>	Did you participate in this service / program? Cash transfer to family	discrete	numeric-12.0	2392	672	-
428	<a href="#">dm_aware..</a>	Are you aware of the following service / program? Cash transfer to family	discrete	numeric-12.0	652	2412	-
429	<a href="#">dm_parti..</a>	Did you participate in this service / program in the last 12 months? Cash transf	discrete	numeric-12.0	1737	1327	-
430	<a href="#">dm_casht..</a>	Was this a DREAMS service / program? Cash transfer to family	discrete	numeric-12.0	1122	1942	-
431	<a href="#">dm_org_c..</a>	Where / from which organisation was it provided? Cash transfer to family	discrete	numeric-12.0	1114	1950	-
432	<a href="#">dm_org_c..</a>	Please specify details of the other organization. Cash transfer to family	discrete	character-13	8	0	-
433	<a href="#">dm_parti..</a>	Have you participated in the following service/program? Theta Nami / Peer Navig	discrete	numeric-12.0	2392	672	-
434	<a href="#">dm_aware..</a>	If no, have you heard of it/are you aware of it?	discrete	numeric-12.0	2277	787	-
435	<a href="#">dm_parti..</a>	Did you use/ participate in the service in the past 12 months?	discrete	numeric-12.0	115	2949	-
436	<a href="#">dm_theth..</a>	When you used the service in the last 12 months, was it a 'DREAMS' program?	discrete	numeric-12.0	105	2959	-
437	<a href="#">dm_org_t..</a>	Where / from which organisation was it provided?	discrete	numeric-12.0	105	2959	-
438	<a href="#">dm_org_t..</a>	Please specify details of the other organization	discrete	character-5	4	0	-
439	<a href="#">mv_borrm..</a>	Is there is a female in your community from whom you can borrow money in an emer	discrete	numeric-12.0	448	2616	-
440	<a href="#">mv_privm..</a>	Do you have a safe and private place to meet with girls and young women who are	discrete	numeric-12.0	448	2616	-
441	<a href="#">mv_privm..</a>	If yes, do you meet regularly in such place on a regular basis?	discrete	numeric-12.0	122	2942	-
442	<a href="#">mv_trust..</a>	Do you have at least one trusted female friend?	discrete	numeric-12.0	448	2616	-
443	<a href="#">mv_knowg..</a>	Do you know a woman in your community, other than a mother or guardian, whom you	discrete	numeric-12.0	448	2616	-

**File AHRI.DREAMS.MultiLevel.CombinedDataset.2019.v1**

#	Name	Label	Type	Format	Valid	Invalid	Question
444	<a href="#">mv_borrm..</a>	For Males: Is there is a male in your community from whom you can borrow money i	discrete	numeric-12.0	1947	1117	-
445	<a href="#">mv_privm..</a>	Do you have a safe and private place to meet with boys and young men who are lik	discrete	numeric-12.0	1947	1117	-
446	<a href="#">mv_privm..</a>	If yes, do you meet regularly in such place on a regular basis?	discrete	numeric-12.0	841	2223	-
447	<a href="#">mv_knowg..</a>	Do who know a man in your community, other than a father or guardian, whom you c	discrete	numeric-12.0	1947	1117	-
448	<a href="#">mv_trust..</a>	Do you have at least one trusted male friend?	discrete	numeric-12.0	1947	1117	-
449	<a href="#">mv_numbe..</a>	How many people of your age or a similar age do you consider close friends? (By	continuous	numeric-12.0	2395	669	-
450	<a href="#">mv_close..</a>	How many females of your age or a similar age do you consider close friends? (By	continuous	numeric-12.0	1993	1071	-
451	<a href="#">mv_close..</a>	How many of these friends are male?	discrete	numeric-12.0	1993	1071	-
452	<a href="#">mv_no_fr..</a>	If close fiends = 0, is there anyone in your community that you can turn to for	discrete	numeric-12.0	402	2662	-
453	<a href="#">mv_no_fr..</a>	if yes, who is the person you would turn to first for such advice and help?	discrete	numeric-12.0	282	2782	-
454	<a href="#">mv_other..</a>	Apart from your close friends is there anyone in your community that you can tur	discrete	numeric-12.0	1992	1072	-
455	<a href="#">mv_first..</a>	if yes, who is the person you would turn to first for such advice and help?	discrete	numeric-12.0	1511	1553	-
456	<a href="#">mv_first..</a>	Please specify details on other person	discrete	character-20	108	0	-
457	<a href="#">mv_confi..</a>	There is someone in your community you could confide in about violence in the ho	discrete	numeric-12.0	2395	669	-
458	<a href="#">mv_have..</a>	Do you have a 'functional' [tried and tested to work] plan for what to do in a c	discrete	numeric-12.0	2394	670	-
459	<a href="#">mv_have..</a>	Do you have a safe place to stay if you have a problem or emergency?	discrete	numeric-12.0	2393	671	-
460	<a href="#">mv_know..</a>	I know where the risky areas in my community are	discrete	numeric-12.0	2395	669	-
461	<a href="#">mv_can_a..</a>	I can avoid risky areas in my community	discrete	numeric-12.0	2395	669	-

File AHRI.DREAMS.MultiLevel.CombinedDataset.2019.v1							
#	Name	Label	Type	Format	Valid	Invalid	Question
462	<a href="#">mv_mob_m..</a>	In the past year, have you moved away from home, either temporarily with the int	discrete	numeric-12.0	2395	669	-
463	<a href="#">mv_mob_l..</a>	What was the name of the last place that you visited?	discrete	character-24	957	0	-
464	<a href="#">mv_mob_l..</a>	For the last trip, was it:	discrete	numeric-12.0	956	2108	-
465	<a href="#">mv_mob_l..</a>	Please specify the other details of where it was	discrete	character-27	24	0	-
466	<a href="#">mv_mob_t..</a>	How long did you spend in[name]?	discrete	numeric-12.0	956	2108	-
467	<a href="#">mv_mob_l..</a>	Was this your longest trip in the last year?	discrete	numeric-12.0	955	2109	-
468	<a href="#">mv_mob_r..</a>	What were the reasons for traveling to [name]?	discrete	numeric-12.0	68	2996	-
469	<a href="#">mv_mob_r..</a>	What were the reasons for traveling to [name]?	discrete	numeric-12.0	39	3025	-
470	<a href="#">mv_mob_r..</a>	What were the reasons for traveling to [name]?	discrete	numeric-12.0	22	3042	-
471	<a href="#">mv_mob_r..</a>	What were the reasons for traveling to [name]?	discrete	numeric-12.0	489	2575	-
472	<a href="#">mv_mob_r..</a>	What were the reasons for traveling to [name]?	discrete	numeric-12.0	3	3061	-
473	<a href="#">mv_mob_r..</a>	What were the reasons for traveling to [name]?	discrete	numeric-12.0	34	3030	-
474	<a href="#">mv_mob_r..</a>	What were the reasons for traveling to [name]?	discrete	numeric-12.0	6	3058	-
475	<a href="#">mv_mob_r..</a>	What were the reasons for traveling to [name]?	discrete	numeric-12.0	66	2998	-
476	<a href="#">mv_mob_r..</a>	Please specify the other reason for traveling to [name]	discrete	character-34	122	0	-
477	<a href="#">mv_mob_l..</a>	If yes, with whom were you living with during this time?	discrete	numeric-12.0	955	2109	-
478	<a href="#">mv_mob_l..</a>	Please specify the other person whom you stayed with	discrete	character-23	72	0	-
479	<a href="#">mv_mob_u..</a>	Did you use medical services in [name]?	discrete	numeric-12.0	956	2108	-
480	<a href="#">mv_mob_l..</a>	For the longest trips: Where did you go?	discrete	character-16	79	0	-
481	<a href="#">mv_mob_l..</a>	What is the longest duration that you have been away?	discrete	character-16	79	0	-
482	<a href="#">mv_mob_l..</a>	For the longest trips: Was it?	discrete	numeric-12.0	79	2985	-
483	<a href="#">mv_mob_l..</a>	Please specify the other details of where it was	discrete	character-20	4	0	-
484	<a href="#">mv_mob_r..</a>	What were the reasons for traveling to [name]?	discrete	numeric-12.0	6	3058	-
485	<a href="#">mv_mob_r..</a>	What were the reasons for traveling to [name]?	discrete	numeric-12.0	1	3063	-

File AHRI.DREAMS.MultiLevel.CombinedDataset.2019.v1							
#	Name	Label	Type	Format	Valid	Invalid	Question
486	<a href="#">mv_mob_r..</a>	What were the reasons for traveling to [name]?	discrete	numeric-12.0	36	3028	-
487	<a href="#">mv_mob_r..</a>	What were the reasons for traveling to [name]?	discrete	numeric-12.0	5	3059	-
488	<a href="#">mv_mob_r..</a>	What were the reasons for traveling to [name]?	discrete	numeric-12.0	9	3055	-
489	<a href="#">mv_mob_r..</a>	Please specify the other reason for traveling to [name]	discrete	character-25	19	0	-
490	<a href="#">mv_mob_l..</a>	With whom were you living with during this time?	discrete	numeric-12.0	79	2985	-
491	<a href="#">mv_mob_l..</a>	Please specify the other person whom you stayed with	discrete	character-14	8	0	-
492	<a href="#">mv_mob_u..</a>	Did you use medical services in [name]?	discrete	numeric-12.0	79	2985	-
493	<a href="#">mv_mob_n..</a>	How many times have you travelled in the last year?	continuous	numeric-12.0	956	2108	-
494	<a href="#">mv_goals01</a>	Finishing secondary school	discrete	numeric-12.0	2392	672	-
495	<a href="#">mv_goals02</a>	Going to college/university	discrete	numeric-12.0	2393	671	-
496	<a href="#">mv_goals03</a>	Owning your own home	discrete	numeric-12.0	2394	670	-
497	<a href="#">mv_goals04</a>	Helping to take care of your parents or family when you are older	discrete	numeric-12.0	2394	670	-
498	<a href="#">mv_goals05</a>	Being admired and respected by your friends	discrete	numeric-12.0	2391	673	-
499	<a href="#">mv_goals06</a>	Having a good job/stable income	discrete	numeric-12.0	2388	676	-
500	<a href="#">mv_goals07</a>	Having children	discrete	numeric-12.0	2392	672	-
501	<a href="#">mv_goals08</a>	Getting married or finding a partner	discrete	numeric-12.0	2390	674	-
502	<a href="#">mv_chanc..</a>	You will finish primary school?	discrete	numeric-12.0	2394	670	-
503	<a href="#">mv_chanc..</a>	You will join secondary school?	discrete	numeric-12.0	2393	671	-
504	<a href="#">mv_chanc..</a>	You will finish secondary school?	discrete	numeric-12.0	2392	672	-
505	<a href="#">mv_chanc..</a>	You will go to university?	discrete	numeric-12.0	2394	670	-
506	<a href="#">mv_chanc..</a>	You will have a job that pays well?	discrete	numeric-12.0	2394	670	-
507	<a href="#">mv_chanc..</a>	You will be able to own your own home?	discrete	numeric-12.0	2392	672	-
508	<a href="#">mv_chanc..</a>	You will have a job that you enjoy doing?	discrete	numeric-12.0	2394	670	-
509	<a href="#">mv_chanc..</a>	You will have a happy family life?	discrete	numeric-12.0	2394	670	-
510	<a href="#">mv_chanc..</a>	You will stay in good health most of the time?	discrete	numeric-12.0	2394	670	-
511	<a href="#">mv_chanc..</a>	You will not get HIV/AIDS?	discrete	numeric-12.0	2394	670	-

File AHRI.DREAMS.MultiLevel.CombinedDataset.2019.v1							
#	Name	Label	Type	Format	Valid	Invalid	Question
512	<a href="#">mv_chanc_..</a>	You will live in a safe neighbourhood	discrete	numeric-12.0	2394	670	-
513	<a href="#">mv_chanc_..</a>	You will be respected in your community	discrete	numeric-12.0	2394	670	-
514	<a href="#">mv_ment_..</a>	Did you have times in which you were thinking deeply or thinking about many thin	discrete	numeric-12.0	2395	669	-
515	<a href="#">mv_ment_..</a>	Did you find yourself sometimes failing to concentrate?	discrete	numeric-12.0	2395	669	-
516	<a href="#">mv_ment_..</a>	Did you lose your temper or get annoyed over trivial matters?	discrete	numeric-12.0	2395	669	-
517	<a href="#">mv_ment_..</a>	Did you have nightmares or bad dreams?	discrete	numeric-12.0	2394	670	-
518	<a href="#">mv_ment_..</a>	Did you sometimes see or hear things which others could not see or hear?	discrete	numeric-12.0	2395	669	-
519	<a href="#">mv_ment_..</a>	Was your stomach aching?	discrete	numeric-12.0	2395	669	-
520	<a href="#">mv_ment_..</a>	Were you frightened by trivial things?	discrete	numeric-12.0	2395	669	-
521	<a href="#">mv_ment_..</a>	Did you sometimes fail to sleep or lose sleep?	discrete	numeric-12.0	2395	669	-
522	<a href="#">mv_ment_..</a>	Were there moments when you felt life was so tough that you cried or wanted to c	discrete	numeric-12.0	2395	669	-
523	<a href="#">mv_ment_..</a>	Did you feel run down (tired)?	discrete	numeric-12.0	2395	669	-
524	<a href="#">mv_ment_..</a>	Did you at times feel like committing suicide?	discrete	numeric-12.0	2395	669	-
525	<a href="#">mv_ment_..</a>	Were you generally unhappy with things you were doing each day?	discrete	numeric-12.0	2395	669	-
526	<a href="#">mv_ment_..</a>	Was your work/school lagging behind?	discrete	numeric-12.0	2394	670	-
527	<a href="#">mv_ment_..</a>	Did you feel you had problems in deciding what to do?	discrete	numeric-12.0	2395	669	-
528	<a href="#">mv_gseasc_..</a>	I can always solve difficult problems if I try hard enough	discrete	numeric-12.0	2395	669	-
529	<a href="#">mv_gseasc_..</a>	If someone is against me (opposes me), I can find the means and ways to get what	discrete	numeric-12.0	2395	669	-
530	<a href="#">mv_gseasc_..</a>	It is easy for me to stick to my aims and accomplish my goals	discrete	numeric-12.0	2395	669	-
531	<a href="#">mv_gseasc_..</a>	I am confident that I could handle unexpected events well	discrete	numeric-12.0	2395	669	-
532	<a href="#">mv_gseasc_..</a>	Thanks to my resourcefulness, I know	discrete	numeric-12.0	2395	669	-

File AHRI.DREAMS.MultiLevel.CombinedDataset.2019.v1							
#	Name	Label	Type	Format	Valid	Invalid	Question
		how to manage unexpected (unforeseen) situa					
533	<a href="#">mv_gseasc..</a>	I can solve most problems if I make the necessary effort	discrete	numeric-12.0	2395	669	-
534	<a href="#">mv_gseasc..</a>	I can remain calm when facing difficulties because I can rely on my own coping a	discrete	numeric-12.0	2395	669	-
535	<a href="#">mv_gseasc..</a>	When I am faced with a problem, I can usually find several solutions	discrete	numeric-12.0	2395	669	-
536	<a href="#">mv_gseasc..</a>	If I am in trouble, I can usually think of a solution	discrete	numeric-12.0	2395	669	-
537	<a href="#">mv_gseasc..</a>	I can usually handle whatever comes my way	discrete	numeric-12.0	2395	669	-
538	<a href="#">mv_conmu..</a>	I am able to use a condom every time I have sexual intercourse	discrete	numeric-12.0	2395	669	-
539	<a href="#">mv_conmu..</a>	I am able to ask my partner to use a condom every time we have sexual intercours	discrete	numeric-12.0	2395	669	-
540	<a href="#">mv_conmu..</a>	I am able to use a condom during sex after I have been drinking or taking drugs	discrete	numeric-12.0	2395	669	-
541	<a href="#">mv_conmu..</a>	I am able to refuse sex if [my partner / the man] will not use a condom	discrete	numeric-12.0	2394	670	-
542	<a href="#">mv_sexne..</a>	I am able to avoid sex any time I don't want to	discrete	numeric-12.0	2393	671	-
543	<a href="#">mv_healt..</a>	I feel confident that I could visit a health facility or testing center to get a	discrete	numeric-12.0	2394	670	-
544	<a href="#">mv_healt..</a>	I am confident that I could access ARVs if needed them	discrete	numeric-12.0	2395	669	-
545	<a href="#">mv_healt..</a>	I am confident that I would be able to go to a health clinic for any reason, if	discrete	numeric-12.0	2395	669	-
546	<a href="#">mv_gener..</a>	I generally feel hopeful about my future.	discrete	numeric-12.0	2391	673	-
547	<a href="#">mv_will..</a>	The future will take care of itself	discrete	numeric-12.0	2391	673	-
548	<a href="#">mv_hope..</a>	Having hope helps me cope with day-to-day challenges	discrete	numeric-12.0	2391	673	-
549	<a href="#">mv_set_l..</a>	I have set long-term goals for my life	discrete	numeric-12.0	2391	673	-
550	<a href="#">mv_belie..</a>	I believe that if I work hard today, I can achieve my long term goals	discrete	numeric-12.0	2391	673	-
551	<a href="#">mv_confir..</a>	I am confident that I can get the things that I hope for	discrete	numeric-12.0	2391	673	-
552	<a href="#">mv_easy..</a>	(It is easy for me to stick to my aims and accomplish my goals	discrete	numeric-12.0	2389	675	-

File AHRI.DREAMS.MultiLevel.CombinedDataset.2019.v1							
#	Name	Label	Type	Format	Valid	Invalid	Question
553	<a href="#">mv_deal_..</a>	I am confident that I could deal efficiently with unexpected events	discrete	numeric-12.0	2391	673	-
554	<a href="#">mv_young_..</a>	Young people in general are in your community?	discrete	numeric-12.0	2391	673	-
555	<a href="#">mv_young_..</a>	Young people like you are in your community?	discrete	numeric-12.0	2390	674	-
556	<a href="#">mv_young_..</a>	Young people in general are in South Africa?	discrete	numeric-12.0	2390	674	-
557	<a href="#">mv_young_..</a>	Young people like you are in South Africa?	discrete	numeric-12.0	2391	673	-
558	<a href="#">mv_in_yo_..</a>	You are in your community?	discrete	numeric-12.0	2391	673	-
559	<a href="#">mv_i_con_..</a>	In general, I consider myself	discrete	numeric-12.0	2391	673	-
560	<a href="#">mv_comp_..</a>	Compared to most of my peers, I consider myself	discrete	numeric-12.0	2391	673	-
561	<a href="#">mv_think_..</a>	Thinking about the last month, how would you describe your happiness	discrete	numeric-12.0	2389	675	-
562	<a href="#">mv_my_li_..</a>	In most ways my life is close to my ideal	discrete	numeric-12.0	2388	676	-
563	<a href="#">mv_condi_..</a>	The conditions of my life are excellent	discrete	numeric-12.0	2390	674	-
564	<a href="#">mv_satis_..</a>	I am satisfied with my life	discrete	numeric-12.0	2390	674	-
565	<a href="#">mv_gotte_..</a>	(So far I have gotten the important things I want in life	discrete	numeric-12.0	2391	673	-
566	<a href="#">mv_chang_..</a>	If I could live my life over, I would change almost nothing	discrete	numeric-12.0	2391	673	-
567	<a href="#">ms_house_..</a>	Do you/your household own a TV?	discrete	numeric-12.0	2395	669	-
568	<a href="#">ms_watch_..</a>	How often do you watch TV?	discrete	numeric-12.0	2395	669	-
569	<a href="#">ms_watch_..</a>	Where do you usually (by usually we mean mostly, or commonly, or regularly) watc	discrete	numeric-12.0	2152	912	-
570	<a href="#">ms_watch_..</a>	Please specify details on the other places where you watch TV	discrete	character-21	17	0	-
571	<a href="#">ms_cntrl_..</a>	If at home - Who has more control over the television remote or have more say ab	discrete	numeric-12.0	2128	936	-
572	<a href="#">ms_cntrl_..</a>	Please specify details on the other person who has control of the TV remote at h	discrete	character-64	570	0	-
573	<a href="#">ms_ever_..</a>	Have you ever watched MTV Shuga?	discrete	numeric-12.0	2395	669	-
574	<a href="#">ms_ever_..</a>	If no - have you heard of it?	discrete	numeric-12.0	2277	787	-
575	<a href="#">ms_ever_..</a>	If yes, from where/who?	discrete	numeric-12.0	114	2950	-
576	<a href="#">ms_ever_..</a>	Please specify details on the other source where you have watched Shuga	discrete	character-6	1	0	-

File AHRI.DREAMS.MultiLevel.CombinedDataset.2019.v1							
#	Name	Label	Type	Format	Valid	Invalid	Question
577	<a href="#">ms_which..</a>	Which country series did you watch?	discrete	numeric-12.0	115	2949	-
578	<a href="#">ms_which..</a>	Please specify details on the other series of MTV Shugat that you have watched	discrete	character-1	0	0	-
579	<a href="#">ms_num_t..</a>	How many times did you watch MTV Shuga the South African season?	discrete	numeric-12.0	41	3023	-
580	<a href="#">ms_knowl..</a>	Did Ipeleng take the money that Rakeem offered her to pay her rent?	discrete	numeric-12.0	41	3023	-
581	<a href="#">ms_knowl..</a>	Did Bongi and Coalstove have an HIV test together?	discrete	numeric-12.0	41	3023	-
582	<a href="#">ms_knowl..</a>	Did Sol buy Tsholofela a smartphone and clothes to have sex with her?	discrete	numeric-12.0	41	3023	-
583	<a href="#">ms_knowl..</a>	Did Sol beat Tsholofela?	discrete	numeric-12.0	41	3023	-
584	<a href="#">ms_knowl..</a>	Did Zamo take her small son with her to the pub because she like partying?	discrete	numeric-12.0	41	3023	-
585	<a href="#">ms_knowl..</a>	Did Khensani have a relationship with her teacher?	discrete	numeric-12.0	41	3023	-
586	<a href="#">ms_knowl..</a>	Will Khensani be able to have children again in the future?	discrete	numeric-12.0	41	3023	-
587	<a href="#">ms_knowl..</a>	Did Femi ask Sheila to take PreP to reduce the risk of him infecting her?	discrete	numeric-12.0	41	3023	-
588	<a href="#">ms_knowl..</a>	Was Reggie beaten up by his friend Q for being gay?	discrete	numeric-12.0	41	3023	-
589	<a href="#">ms_knowl..</a>	Did Ipeleng get a bursary to go to university?	discrete	numeric-12.0	41	3023	-
590	<a href="#">ms_knowl..</a>	Did Sheila refuse Femi's proposal to marry him?	discrete	numeric-12.0	41	3023	-
591	<a href="#">ms_knowl..</a>	Did Sizwe try to force himself on Zamo because he thought she slept with every g	discrete	numeric-12.0	40	3024	-
592	<a href="#">ms_knowl..</a>	Did Bongi and Coalstove get back together again?	discrete	numeric-12.0	41	3023	-
593	<a href="#">ms_knowl..</a>	Did the nurse at the clinic advise Bongi not to use an IUD as an on-going contra	discrete	numeric-12.0	41	3023	-
594	<a href="#">ms_knowl..</a>	Did one of Zamo's boyfriends remove the condom without Zamo knowing while they w	discrete	numeric-12.0	41	3023	-
595	<a href="#">ms_talke..</a>	Have you talked to anyone about MTV Shuga?	discrete	numeric-12.0	41	3023	-
596	<a href="#">ms_talke..</a>	If yes, to who?	discrete	numeric-12.0	8	3056	-
597	<a href="#">ms_talke..</a>	If yes, to who?	discrete	numeric-12.0	3	3061	-
598	<a href="#">ms_talke..</a>	If yes, to who?	discrete	numeric-12.0	1	3063	-

File AHRI.DREAMS.MultiLevel.CombinedDataset.2019.v1							
#	Name	Label	Type	Format	Valid	Invalid	Question
599	<a href="#">ms_talke..</a>	If yes, to who?	discrete	numeric-12.0	1	3063	-
600	<a href="#">ms_gbv_r..</a>	Did watching Shuga make you more willing to: Report GBV?	discrete	numeric-12.0	115	2949	-
601	<a href="#">ms_gbv_t..</a>	Did watching Shuga make you more willing to: Talk about it?	discrete	numeric-12.0	114	2950	-
602	<a href="#">ms_gbv_r..</a>	Did watching Shuga make you more willing to: Help refer affected people for help	discrete	numeric-12.0	115	2949	-
603	<a href="#">ms_gbv_h..</a>	Did watching Shuga make you more willing to: Help do something to stop it?	discrete	numeric-12.0	114	2950	-
604	<a href="#">ms_gbv_i..</a>	Did watching Shuga make you more willing to: Involve family?	discrete	numeric-12.0	115	2949	-
605	<a href="#">ms_behav..</a>	Did watching Shuga make you more willing to: Ask your partner to use condom?	discrete	numeric-12.0	115	2949	-
606	<a href="#">ms_behav..</a>	Did watching Shuga make you more willing to: Go for an HIV test?	discrete	numeric-12.0	115	2949	-
607	<a href="#">ms_behav..</a>	Did watching Shuga make you more willing to: Help someone who is HIV positive?	discrete	numeric-12.0	115	2949	-
608	<a href="#">ms_inten..</a>	After watching MTV Shuga did you feel like you needed to have an HIV test?	discrete	numeric-12.0	115	2949	-
609	<a href="#">ms_inten..</a>	After watching MTV Shuga did you feel like you needed to start using contracepti	discrete	numeric-12.0	115	2949	-
610	<a href="#">ms_inten..</a>	After watching MTV Shuga did you feel like you needed to practise safer sex (Or	discrete	numeric-12.0	115	2949	-
611	<a href="#">ms_inten..</a>	After watching MTV Shuga did you feel like you needed to start using PreP?	discrete	numeric-12.0	115	2949	-
612	<a href="#">ms_chari..</a>	Did you have any favorite character in MTV Shuga Down South?	discrete	numeric-12.0	41	3023	-
613	<a href="#">ms_chari..</a>	Did you have a character that you related to?	discrete	numeric-12.0	41	3023	-
614	<a href="#">ms_chari..</a>	Who was the character that you related to?	discrete	numeric-12.0	9	3055	-
615	<a href="#">ms_chari..</a>	Please specify details on the other favorite character you had	discrete	character-1	0	0	-
616	<a href="#">ms_socm..</a>	What is your favorite social media platform for messaging?	discrete	numeric-12.0	2394	670	-
617	<a href="#">ms_socm..</a>	Please specify details on the other favorite media platform	discrete	character-32	30	0	-

File AHRI.DREAMS.MultiLevel.CombinedDataset.2019.v1							
#	Name	Label	Type	Format	Valid	Invalid	Question
618	<a href="#">ms_socm_..</a>	What do you use your mobile phone for?	discrete	numeric-12.0	1914	1150	-
619	<a href="#">ms_socm_..</a>	What do you use your mobile phone for?	discrete	numeric-12.0	1066	1998	-
620	<a href="#">ms_socm_..</a>	What do you use your mobile phone for?	discrete	numeric-12.0	798	2266	-
621	<a href="#">ms_socm_..</a>	What do you use your mobile phone for?	discrete	numeric-12.0	370	2694	-
622	<a href="#">ms_socm_..</a>	What do you use your mobile phone for?	discrete	numeric-12.0	1467	1597	-
623	<a href="#">ms_socm_..</a>	What do you use your mobile phone for?	discrete	numeric-12.0	286	2778	-
624	<a href="#">ms_socm_..</a>	What do you use your mobile phone for?	discrete	numeric-12.0	698	2366	-
625	<a href="#">ms_socm_..</a>	What do you use your mobile phone for?	discrete	numeric-12.0	255	2809	-
626	<a href="#">ms_socm_..</a>	What do you use your mobile phone for?	discrete	numeric-12.0	1	3063	-
627	<a href="#">ms_socm_..</a>	What do you use your mobile phone for?	discrete	numeric-12.0	209	2855	-
628	<a href="#">ms_socm_..</a>	Specify other uses of your mobile phone	discrete	character-38	208	0	-
629	<a href="#">ms_know_..</a>	Which method do you use/ have you used to avoid getting HIV?	discrete	numeric-12.0	9	3055	-
630	<a href="#">ms_know_..</a>	Which method do you use/ have you used to avoid getting HIV?	discrete	numeric-12.0	1333	1731	-
631	<a href="#">ms_know_..</a>	Which method do you use/ have you used to avoid getting HIV?	discrete	numeric-12.0	1	3063	-
632	<a href="#">ms_know_..</a>	Which method do you use/ have you used to avoid getting HIV?	discrete	numeric-12.0	331	2733	-
633	<a href="#">ms_know_..</a>	Which method do you use/ have you used to avoid getting HIV?	discrete	numeric-12.0	591	2473	-
634	<a href="#">ms_know_..</a>	Which method do you use/ have you used to avoid getting HIV?	discrete	numeric-12.0	8	3056	-
635	<a href="#">ms_know_..</a>	Please specify details on the other method to avoid getting HIV	discrete	character-39	9	0	-
636	<a href="#">ms_stigm_..</a>	Would you be willing to be in a romantic relationship with someone who is HIV+?	discrete	numeric-12.0	2395	669	-
637	<a href="#">ms_stigm_..</a>	Would you support a friend or romantic partner with HIV by going to an HIV suppo	discrete	numeric-12.0	2395	669	-
638	<a href="#">ms_stigm_..</a>	Do you think your community would judge	discrete	numeric-12.0	2395	669	-

File AHRI.DREAMS.MultiLevel.CombinedDataset.2019.v1							
#	Name	Label	Type	Format	Valid	Invalid	Question
		negatively men and women in same-sex rel					
639	<a href="#">hq_hiv_g..</a>	Would you be able to get a HIV test if you wanted one?	discrete	numeric-12.0	2395	669	-
640	<a href="#">hq_hiv_k..</a>	Do you think that it is important for people to know their status?	discrete	numeric-12.0	2395	669	-
641	<a href="#">hq_hiv_i..</a>	Why is it important to be HIV tested?	discrete	numeric-12.0	1894	1170	-
642	<a href="#">hq_hiv_i..</a>	Why is it important to be HIV tested?	discrete	numeric-12.0	592	2472	-
643	<a href="#">hq_hiv_i..</a>	Why is it important to be HIV tested?	discrete	numeric-12.0	237	2827	-
644	<a href="#">hq_hiv_i..</a>	Why is it important to be HIV tested?	discrete	numeric-12.0	433	2631	-
645	<a href="#">hq_hiv_i..</a>	Why is it important to be HIV tested?	discrete	numeric-12.0	289	2775	-
646	<a href="#">hq_hiv_i..</a>	Please specify detail on the other reason you think it is important to get teste	discrete	character-79	336	0	-
647	<a href="#">hq_recv..._</a>	Have you ever received a test result for HIV?	discrete	numeric-12.0	2395	669	-
648	<a href="#">hq_reas..._</a>	If No, why have you not tested?	discrete	numeric-12.0	233	2831	-
649	<a href="#">hq_reas..._</a>	Please specify detail on the other reason why you did not get tested	discrete	character-78	56	0	-
650	<a href="#">hq_hiv_t..</a>	Where did your last HIV test take place?	discrete	numeric-12.0	2150	914	-
651	<a href="#">hq_hiv_t..</a>	Please specify detail on the other place where you were tested for HIV:	discrete	character-23	20	0	-
652	<a href="#">hq_hiv_t..</a>	Was the last HIV test offered, required or did you ask for the test?	discrete	numeric-12.0	2149	915	-
653	<a href="#">hq_hiv_t..</a>	What was the main reason for your last HIV test?	discrete	numeric-12.0	2151	913	-
654	<a href="#">hq_hiv_t..</a>	Please specify detail on the other main reason for having your last HIV test:	discrete	character-84	486	0	-
655	<a href="#">hq_hiv_p..</a>	Did you receive any counselling prior to your last HIV test?	discrete	numeric-12.0	2150	914	-
656	<a href="#">hq_pos_h..</a>	Have you ever had a positive HIV test result?	discrete	numeric-12.0	2150	914	-
657	<a href="#">hq_first..</a>	When was your first positive test result?	discrete	numeric-12.0	265	2799	-
658	<a href="#">hq_lastn..</a>	When was your last negative test result?	discrete	numeric-12.0	2151	913	-
659	<a href="#">hq_refer..</a>	Were you referred to HIV treatment services?	discrete	numeric-12.0	265	2799	-

File AHRI.DREAMS.MultiLevel.CombinedDataset.2019.v1							
#	Name	Label	Type	Format	Valid	Invalid	Question
660	<a href="#">hq_prev_..</a>	Have you ever taken ART for your own health?	discrete	numeric-12.0	265	2799	-
661	<a href="#">hq_art_t_..</a>	Have you ever taken ART to prevent Mother To Child Transmission (MTCT)?	discrete	numeric-12.0	151	2913	-
662	<a href="#">hq_start_..</a>	When did you first start ART?	discrete	numeric-12.0	240	2824	-
663	<a href="#">hq_curr_..</a>	Are you currently receiving ART?	discrete	numeric-12.0	265	2799	-
664	<a href="#">hq_art_t_..</a>	Have you ever had to stop ART?	discrete	numeric-12.0	240	2824	-
665	<a href="#">hq_art_r_..</a>	Please provide the reason for stopping ART:	discrete	character-68	11	0	-
666	<a href="#">hq_recvf_..</a>	Where do you currently receive your ART from?	discrete	numeric-12.0	253	2811	-
667	<a href="#">hq_art_e_..</a>	How often do you take your ART drugs at the exact time prescribed by your doctor	discrete	numeric-12.0	253	2811	-
668	<a href="#">hq_heard_..</a>	If HIV negative or status not known: Have you ever heard of ART ?	discrete	numeric-12.0	1871	1193	-
669	<a href="#">hq_art_i_..</a>	Do you think that ART improves health?	discrete	numeric-12.0	2395	669	-
670	<a href="#">hq_art_k_..</a>	Do you know places where to get ART?	discrete	numeric-12.0	2395	669	-
671	<a href="#">hq_pep_h_..</a>	Have you ever heard of drugs that can be taken to prevent HIV infection after po	discrete	numeric-12.0	2395	669	-
672	<a href="#">hq_pep_k_..</a>	Do you know where such services are offered?	discrete	numeric-12.0	630	2434	-
673	<a href="#">hq_pep_t_..</a>	Have you ever taken PEP?	discrete	numeric-12.0	631	2433	-
674	<a href="#">hq_pep_l_..</a>	How long ago did you last take PEP?	discrete	numeric-12.0	4	3060	-
675	<a href="#">hq_pep_l_..</a>	Is value in:	discrete	numeric-12.0	4	3060	-
676	<a href="#">hq_pep_t_..</a>	Why did you take PEP?	discrete	character-42	4	0	-
677	<a href="#">hq_pep_g_..</a>	Where did you receive PEP from?	discrete	numeric-12.0	4	3060	-
678	<a href="#">hq_prep_..</a>	Have you ever heard of PrEP? (These are tablets that people who do not have HIV	discrete	numeric-12.0	2395	669	-
679	<a href="#">hq_prep_..</a>	Where did you hear about PrEP?	discrete	character-39	858	0	-
680	<a href="#">hq_prep_..</a>	Have you ever been offered PrEP?	discrete	numeric-12.0	859	2205	-
681	<a href="#">hq_prep_..</a>	Did you use/ participate in the service in the past 12 months?	discrete	numeric-12.0	22	3042	-
682	<a href="#">hq_prep_..</a>	Are you currently taking PrEP to prevent HIV?	discrete	numeric-12.0	14	3050	-

File AHRI.DREAMS.MultiLevel.CombinedDataset.2019.v1							
#	Name	Label	Type	Format	Valid	Invalid	Question
683	<a href="#">hq_prep_..</a>	Why did you decide not to take PrEP?	discrete	numeric-12.0	0	3064	-
684	<a href="#">hq_prep_..</a>	Please specify detail on the other reason why you did not take PrEP	discrete	character-1	0	0	-
685	<a href="#">hq_prep_..</a>	Where are you receiving PrEP? Please tell us the name of the clinic/organisation	discrete	numeric-12.0	8	3056	-
686	<a href="#">hq_prep_..</a>	Please specify details of the place you receive PrEP	discrete	character-13	1	0	-
687	<a href="#">hq_prep_..</a>	Please specify details of the place you receive PrEP	discrete	character-1	0	0	-
688	<a href="#">hq_prep_..</a>	Please specify details of the other organization	discrete	character-1	0	0	-
689	<a href="#">hq_prep_..</a>	Do you take PrEP every day?	discrete	numeric-12.0	8	3056	-
690	<a href="#">hq_prep_..</a>	When you take your PrEP do you usually take it at the same time?	discrete	numeric-12.0	8	3056	-
691	<a href="#">hq_prep_..</a>	Are you struggling to take you PrEP drugs as advised by the doctor because (plea	discrete	numeric-12.0	7	3057	-
692	<a href="#">hq_prep_..</a>	Are you struggling to take you PrEP drugs as advised by the doctor because (plea	discrete	numeric-12.0	1	3063	-
693	<a href="#">hq_prep_..</a>	Please specify other reason for not taking your PrEP as described:	discrete	character-1	0	0	-
694	<a href="#">hq_prep_..</a>	Have you been supported by [name of intervention/NGO etc] to take your PrEP dru	discrete	numeric-12.0	8	3056	-
695	<a href="#">hq_prep_..</a>	In general, are you the type of person who would rather:	discrete	numeric-12.0	2395	669	-
696	<a href="#">hq_imprt_..</a>	Which features of an injectable medicine to prevent HIV are important to you	discrete	numeric-12.0	2394	670	-
697	<a href="#">hq_imprt_..</a>	Which features of an injectable medicine to prevent HIV are important to you	discrete	numeric-12.0	2394	670	-
698	<a href="#">hq_imprt_..</a>	Which features of an injectable medicine to prevent HIV are important to you	discrete	numeric-12.0	2394	670	-
699	<a href="#">hq_imprt_..</a>	Which features of an injectable medicine to prevent HIV are important to you	discrete	numeric-12.0	2394	670	-
700	<a href="#">hq_imprt_..</a>	Which features of an injectable medicine to prevent HIV are important to you	discrete	numeric-12.0	2395	669	-
701	<a href="#">hq_imprt_..</a>	Which features of an injectable medicine to	discrete	numeric-12.0	2394	670	-

File AHRI.DREAMS.MultiLevel.CombinedDataset.2019.v1							
#	Name	Label	Type	Format	Valid	Invalid	Question
		prevent HIV are important to you					
702	<a href="#">hq_imppt..</a>	Which features of an injectable medicine to prevent HIV are important to you	discrete	numeric-12.0	2394	670	-
703	<a href="#">hq_imppt..</a>	Which features of an injectable medicine to prevent HIV are important to you	discrete	numeric-12.0	2395	669	-
704	<a href="#">hq_evers..</a>	In your whole life up to now, have you ever smoked a cigarette?	discrete	numeric-12.0	2576	488	-
705	<a href="#">hq_frsts..</a>	How old were you when you smoked your first cigarette? If you can't remember, pl	continuous	numeric-12.0	714	2350	-
706	<a href="#">hq_dayss..</a>	How many days have you smoked at least one cigarette in the past month? [number	continuous	numeric-12.0	534	2530	-
707	<a href="#">hq_smokl..</a>	Have you used smokeless tobacco products such as snuff or chewing tobacco in the	discrete	numeric-12.0	535	2529	-
708	<a href="#">hq_everd..</a>	In your whole life up to now, have you ever drunk one "drink" of alcohol (e.g. a	discrete	numeric-12.0	2796	268	-
709	<a href="#">hq_frstd..</a>	How old were you when you drank your first drink? If you can't remember, please	continuous	numeric-12.0	1814	1250	-
710	<a href="#">hq_daysd..</a>	How many days have you drunk at least one drink in the past month? [number of da	continuous	numeric-12.0	1414	1650	-
711	<a href="#">hq_more5..</a>	How many days have you drunk 5 or more drinks (in succession) on one or more day	continuous	numeric-12.0	1415	1649	-
712	<a href="#">hq_everu..</a>	In your whole life up to now, have you ever used cannabis (dagga)?	discrete	numeric-12.0	2482	582	-
713	<a href="#">hq_frstc..</a>	How old were you when you used cannabis (dagga)? If you can't remember, please g	continuous	numeric-12.0	372	2692	-
714	<a href="#">hq_daysc..</a>	How many days have you used cannabis in the past month? [number of days]	continuous	numeric-12.0	285	2779	-
715	<a href="#">hq_usedo..</a>	Have you ever used other drugs such as (Tick all that apply)	discrete	numeric-12.0	2368	696	-
716	<a href="#">hq_usedo..</a>	Have you ever used other drugs such as (Tick all that apply)	discrete	numeric-12.0	9	3055	-
717	<a href="#">hq_usedo..</a>	Have you ever used other drugs such as (Tick all that apply)	discrete	numeric-12.0	2	3062	-

File AHRI.DREAMS.MultiLevel.CombinedDataset.2019.v1							
#	Name	Label	Type	Format	Valid	Invalid	Question
718	<a href="#">hq_usedo..</a>	Have you ever used other drugs such as (Tick all that apply)	discrete	numeric-12.0	3	3061	-
719	<a href="#">hq_usedo..</a>	Have you ever used other drugs such as (Tick all that apply)	discrete	numeric-12.0	1	3063	-
720	<a href="#">hq_usedo..</a>	Have you ever used other drugs such as (Tick all that apply)	discrete	numeric-12.0	3	3061	-
721	<a href="#">hq_usedo..</a>	Have you ever used other drugs such as (Tick all that apply)	discrete	numeric-12.0	3	3061	-
722	<a href="#">hq_usedo..</a>	Have you ever used other drugs such as (Tick all that apply)	discrete	numeric-12.0	4	3060	-
723	<a href="#">hq_othdr..</a>	Please specify more details on the kind of other drugs you have used?	discrete	character-6	3	0	-
724	<a href="#">sr_curre..</a>	Are you married?	discrete	numeric-12.0	2395	669	-
725	<a href="#">sr_prev..</a>	Are you married? - from Baseline	discrete	numeric-12.0	0	3064	-
726	<a href="#">sr_curre..</a>	Are you living with your partner as if you are married (Cohabiting)?	discrete	numeric-12.0	2372	692	-
727	<a href="#">sr_everm..</a>	Have you ever been married?	discrete	numeric-12.0	2365	699	-
728	<a href="#">sr_marri..</a>	Please specify what type of marriage it is/was?	discrete	numeric-12.0	23	3041	-
729	<a href="#">sr_marri..</a>	Please specify details on the other type of marriage	discrete	character-1	0	0	-
730	<a href="#">sr_new_m..</a>	When you got married, did you move home	discrete	numeric-12.0	23	3041	-
731	<a href="#">sr_live..</a>	Are you living with your husband?	discrete	numeric-12.0	23	3041	-
732	<a href="#">sr_age_f..</a>	How old were you when you first got married (if you do not know, please make you	discrete	numeric-12.0	23	3041	-
733	<a href="#">sr_share..</a>	Are you willing to share how old were you when you first got married (if you do	discrete	numeric-12.0	0	3064	-
734	<a href="#">sr_age_p..</a>	How old is your husband/ wife (if you do not know, please make your best guess)?	continuous	numeric-12.0	23	3041	-
735	<a href="#">sr_share..</a>	Are you willing to share how old your husband is (if you do not know, please mak	discrete	numeric-12.0	0	3064	-
736	<a href="#">sr_fathe..</a>	Have you ever fathered any children?	discrete	numeric-12.0	1947	1117	-
737	<a href="#">sr_numch..</a>	How many children have you fathered (please include those who have died)?	discrete	numeric-12.0	472	2592	-

File AHRI.DREAMS.MultiLevel.CombinedDataset.2019.v1							
#	Name	Label	Type	Format	Valid	Invalid	Question
738	<a href="#">sr_share..</a>	Are you willing to share the number of children you have you fathered?	discrete	numeric-12.0	0	3064	-
739	<a href="#">sr_agefa..</a>	How old were you when you first made someone pregnant?	continuous	numeric-12.0	464	2600	-
740	<a href="#">sr_share..</a>	Are you willing to share how old were you the first time you made someone pregna	discrete	numeric-12.0	8	3056	-
741	<a href="#">sr_child..</a>	How many of these children are still alive?	discrete	numeric-12.0	472	2592	-
742	<a href="#">sr_curcu..</a>	Have you ever been circumcised where your frenulum was cut?	discrete	numeric-12.0	1947	1117	-
743	<a href="#">sr_circu..</a>	Have you ever been circumcised where your whole foreskin was removed?	discrete	numeric-12.0	1947	1117	-
744	<a href="#">sr_circu..</a>	When were you circumcised (if you do not know, please make your best guess)?	discrete	numeric-12.0	1230	1834	-
745	<a href="#">sr_circu..</a>	Where were you circumcised?	discrete	numeric-12.0	1231	1833	-
746	<a href="#">sr_circu..</a>	Please specify more details on where you were circumcised:	discrete	character-26	80	0	-
747	<a href="#">sr_currp..</a>	Are you currently pregnant?	discrete	numeric-12.0	448	2616	-
748	<a href="#">sr_everp..</a>	Have you ever been pregnant?	discrete	numeric-12.0	448	2616	-
749	<a href="#">sr_pregn..</a>	Have you been pregnant in the last 12 months?	discrete	numeric-12.0	403	2661	-
750	<a href="#">sr_agepr..</a>	How old were you the first time you got pregnant? [age in years]	discrete	numeric-12.0	404	2660	-
751	<a href="#">sr_share..</a>	Are you willing to share how old were you the first time you got pregnant?	discrete	numeric-12.0	1	3063	-
752	<a href="#">sr_times..</a>	How many times have you been pregnant? (including pregnancies that did not go to	continuous	numeric-12.0	401	2663	-
753	<a href="#">sr_times..</a>	How many times have you given birth? (include both live births and stillbirths.	discrete	numeric-12.0	401	2663	-
754	<a href="#">sr_child..</a>	How many of these children are still alive?	discrete	numeric-12.0	401	2663	-
755	<a href="#">sr_anoth..</a>	FOR NON PREGNANT / UNSURE / NEVER PREGNANT BEFORE, ASK Would you like to have (a	discrete	numeric-12.0	2370	694	-
756	<a href="#">sr_waitb..</a>	If Yes, How long would you like to wait from now before the birth of (a/another)	discrete	numeric-12.0	1519	1545	-

File AHRI.DREAMS.MultiLevel.CombinedDataset.2019.v1							
#	Name	Label	Type	Format	Valid	Invalid	Question
757	<a href="#">sr_aftbr..</a>	FOR CURRENTLY PREGNANT ASK After the birth of this child you are expecting would	discrete	numeric-12.0	25	3039	-
758	<a href="#">sr_waitb..</a>	If yes, After the birth of the child you are expecting now, how long would you l	discrete	numeric-12.0	7	3057	-
759	<a href="#">sr_nomor..</a>	What are the reasons why you would not like to have (a/another) child?	discrete	numeric-12.0	194	2870	-
760	<a href="#">sr_nomor..</a>	What are the reasons why you would not like to have (a/another) child?	discrete	numeric-12.0	112	2952	-
761	<a href="#">sr_nomor..</a>	What are the reasons why you would not like to have (a/another) child?	discrete	numeric-12.0	8	3056	-
762	<a href="#">sr_nomor..</a>	What are the reasons why you would not like to have (a/another) child?	discrete	numeric-12.0	53	3011	-
763	<a href="#">sr_nomor..</a>	What are the reasons why you would not like to have (a/another) child?	discrete	numeric-12.0	476	2588	-
764	<a href="#">sr_nomor..</a>	What are the reasons why you would not like to have (a/another) child?	discrete	numeric-12.0	9	3055	-
765	<a href="#">sr_nomor..</a>	What are the reasons why you would not like to have (a/another) child?	discrete	numeric-12.0	24	3040	-
766	<a href="#">sr_nomor..</a>	What are the reasons why you would not like to have (a/another) child?	discrete	numeric-12.0	31	3033	-
767	<a href="#">sr_nomor..</a>	Please specify other reasons why you would not like to have (a/another) child?	discrete	character-58	30	0	-
768	<a href="#">sr_partn..</a>	Does your partner want to have a/another child with you?	discrete	numeric-12.0	827	2237	-
769	<a href="#">sr_partn..</a>	Does your (husband/partner) want the same number of children that you want, or d	discrete	numeric-12.0	64	3000	-
770	<a href="#">sr_areus..</a>	Are you currently using any contraceptive methods to prevent pregnancy?	discrete	numeric-12.0	421	2643	-
771	<a href="#">sr_notus..</a>	If no, What is the main reason why you are not using a method of contraception	discrete	numeric-12.0	117	2947	-
772	<a href="#">sr_notus..</a>	Other reason not using any method of contraception, please specify:	discrete	character-34	5	0	-
773	<a href="#">sr_currm..</a>	Which methods are you currently using?	discrete	numeric-12.0	87	2977	-
774	<a href="#">sr_currm..</a>	Which methods are you currently using?	discrete	numeric-12.0	3	3061	-

File AHRI.DREAMS.MultiLevel.CombinedDataset.2019.v1							
#	Name	Label	Type	Format	Valid	Invalid	Question
775	<a href="#">sr_currm..</a>	Which methods are you currently using?	discrete	numeric-12.0	1	3063	-
776	<a href="#">sr_currm..</a>	Which methods are you currently using?	discrete	numeric-12.0	3	3061	-
777	<a href="#">sr_currm..</a>	Which methods are you currently using?	discrete	numeric-12.0	2	3062	-
778	<a href="#">sr_currm..</a>	Which methods are you currently using?	discrete	numeric-12.0	169	2895	-
779	<a href="#">sr_currm..</a>	Which methods are you currently using?	discrete	numeric-12.0	24	3040	-
780	<a href="#">sr_currm..</a>	Which methods are you currently using?	discrete	numeric-12.0	14	3050	-
781	<a href="#">sr_currm..</a>	Which methods are you currently using?	discrete	numeric-12.0	1	3063	-
782	<a href="#">sr_currm..</a>	Other method, please specify:	discrete	character-5	1	0	-
783	<a href="#">sr_whatm..</a>	In the past 12 months, have you used any method to avoid getting pregnant?	discrete	numeric-12.0	448	2616	-
784	<a href="#">sr_meth..</a>	Which methods were you using?	discrete	numeric-12.0	93	2971	-
785	<a href="#">sr_meth..</a>	Which methods were you using?	discrete	numeric-12.0	4	3060	-
786	<a href="#">sr_meth..</a>	Which methods were you using?	discrete	numeric-12.0	1	3063	-
787	<a href="#">sr_meth..</a>	Which methods were you using?	discrete	numeric-12.0	2	3062	-
788	<a href="#">sr_meth..</a>	Which methods were you using?	discrete	numeric-12.0	150	2914	-
789	<a href="#">sr_meth..</a>	Which methods were you using?	discrete	numeric-12.0	25	3039	-
790	<a href="#">sr_meth..</a>	Which methods were you using?	discrete	numeric-12.0	16	3048	-
791	<a href="#">sr_meth..</a>	Which methods were you using?	discrete	numeric-12.0	1	3063	-
792	<a href="#">sr_meth..</a>	Other method, please specify:	discrete	character-1	0	0	-
793	<a href="#">sr_hivkn..</a>	Can the risk of HIV transmission be reduced by having sex with only one uninfected	discrete	numeric-12.0	2395	669	-
794	<a href="#">sr_hivkn..</a>	Can a person reduce the risk of getting HIV by using a condom every time they ha	discrete	numeric-12.0	2395	669	-
795	<a href="#">sr_hivkn..</a>	Can a healthy-looking person have HIV?	discrete	numeric-12.0	2395	669	-
796	<a href="#">sr_hivkn..</a>	Can a person get HIV from mosquito bites?	discrete	numeric-12.0	2395	669	-
797	<a href="#">sr_hivkn..</a>	Can a person get HIV by sharing food with someone who is infected?	discrete	numeric-12.0	2395	669	-

File AHRI.DREAMS.MultiLevel.CombinedDataset.2019.v1							
#	Name	Label	Type	Format	Valid	Invalid	Question
798	<a href="#">partic_c..</a>	Was the participant assessed capable to complete Self Filled section?	discrete	numeric-12.0	2378	686	-
799	<a href="#">srs_ever..</a>	Have you ever had sex?	discrete	numeric-12.0	2931	133	-
800	<a href="#">srs_agef..</a>	If you ever had sex (even if it was not your choice) how old were you the first	continuous	numeric-12.0	954	2110	-
801	<a href="#">srs_shar..</a>	Are you willing to share how old were you the first time you had sex, even if it	discrete	numeric-12.0	547	2517	-
802	<a href="#">srs_firs..</a>	What was/were the reason(s) you had sex the first time? [Circle all the relevan	discrete	numeric-12.0	1456	1608	-
803	<a href="#">srs_firs..</a>	What was/were the reason(s) you had sex the first time? [Circle all the relevan	discrete	numeric-12.0	64	3000	-
804	<a href="#">srs_firs..</a>	What was/were the reason(s) you had sex the first time? [Circle all the relevan	discrete	numeric-12.0	10	3054	-
805	<a href="#">srs_firs..</a>	What was/were the reason(s) you had sex the first time? [Circle all the relevan	discrete	numeric-12.0	8	3056	-
806	<a href="#">srs_firs..</a>	What was/were the reason(s) you had sex the first time? [Circle all the relevan	discrete	numeric-12.0	10	3054	-
807	<a href="#">srs_firs..</a>	What was/were the reason(s) you had sex the first time? [Circle all the relevan	discrete	numeric-12.0	285	2779	-
808	<a href="#">srs_firs..</a>	What was/were the reason(s) you had sex the first time? [Circle all the relevan	discrete	numeric-12.0	40	3024	-
809	<a href="#">srs_firs..</a>	What was/were the reason(s) you had sex the first time? [Circle all the relevan	discrete	numeric-12.0	310	2754	-
810	<a href="#">srs_firs..</a>	What was/were the reason(s) you had sex the first time? [Circle all the relevan	discrete	numeric-12.0	41	3023	-
811	<a href="#">srs_firs..</a>	What was/were the reason(s) you had sex the first time? [Circle all the relevan	discrete	numeric-12.0	32	3032	-
812	<a href="#">srs_firs..</a>	What was/were the reason(s) you had sex the first time? [Circle all the relevan	discrete	numeric-12.0	6	3058	-
813	<a href="#">srs_firs..</a>	What was/were the reason(s) you had sex the first time? [Circle all the relevan	discrete	numeric-12.0	5	3059	-
814	<a href="#">srs_firs..</a>	What was/were the reason(s) you had sex the first time? [Circle all the relevan	discrete	numeric-12.0	11	3053	-
815	<a href="#">srs_firs..</a>	What was/were the reason(s) you had sex the first time? [Circle all the relevan	discrete	numeric-12.0	5	3059	-

File AHRI.DREAMS.MultiLevel.CombinedDataset.2019.v1							
#	Name	Label	Type	Format	Valid	Invalid	Question
816	<a href="#">srs_firs_..</a>	What was/were the reason(s) you had sex the first time? [Circle all the relevan	discrete	numeric-12.0	20	3044	-
817	<a href="#">srs_firs_..</a>	What was/were the reason(s) you had sex the first time? [Circle all the relevan	discrete	character-31	13	0	-
818	<a href="#">srs_firs_..</a>	When you had sex for the first time, even if it was not your choice, with whom d	discrete	numeric-12.0	2039	1025	-
819	<a href="#">srs_firs_..</a>	The first time you had sex, were you given gifts or money by your sexual partner	discrete	numeric-12.0	540	2524	-
820	<a href="#">srs_firs_..</a>	The first time you had sex, did you give gifts or money to your sexual partner?	discrete	numeric-12.0	1141	1923	-
821	<a href="#">srs_firs_..</a>	When you first had sex, what did you or your partner do to protect you against p	discrete	numeric-12.0	2049	1015	-
822	<a href="#">srs_firs_..</a>	When you first had sex, did you or your partner do anything to protect you again	discrete	numeric-12.0	2065	999	-
823	<a href="#">srs_firs_..</a>	Please specify other method of protection against HIV	discrete	character-22	5	0	-
824	<a href="#">srs_firs_..</a>	Did you know the HIV status of your first partner at the time when you first had	discrete	numeric-12.0	1700	1364	-
825	<a href="#">srs_firs_..</a>	What was the HIV status of your first partner at the time when you first had sex	discrete	numeric-12.0	809	2255	-
826	<a href="#">srs_firs_..</a>	Did you know if your first partner was taking ART at the time when you first had	discrete	numeric-12.0	18	3046	-
827	<a href="#">srs_part_..</a>	How old was the person you first had sex with, even if it was forced or not your	continuous	numeric-12.0	800	2264	-
828	<a href="#">srs_shar_..</a>	Are you willing to share how old was the person you first had sex with, even if	discrete	numeric-12.0	838	2226	-
829	<a href="#">srs_firs_..</a>	Was this person:	discrete	numeric-12.0	461	2603	-
830	<a href="#">srs_firs_..</a>	How many years younger/older?	discrete	numeric-12.0	223	2841	-
831	<a href="#">srs_ages_..</a>	How old were you the first time you had sex with your second sexual partner? If	continuous	numeric-12.0	757	2307	-
832	<a href="#">srs_shar_..</a>	Are you willing to share how old you were when you first had sex with your secon	discrete	numeric-12.0	854	2210	-
833	<a href="#">srs_life_..</a>	How many different people have you had sex with in your lifetime (including your	continuous	numeric-12.0	1332	1732	-
834	<a href="#">srs_shar_..</a>	Are you willing to share the number of different people have you had sex with in	discrete	numeric-12.0	230	2834	-

File AHRI.DREAMS.MultiLevel.CombinedDataset.2019.v1							
#	Name	Label	Type	Format	Valid	Invalid	Question
835	<a href="#">srs_12mt..</a>	How many people have you had sex with in the past 12 months (including your husband)	continuous	numeric-12.0	1320	1744	-
836	<a href="#">srs_shar..</a>	Are you willing to share the number of different people have you had sex with in	discrete	numeric-12.0	243	2821	-
837	<a href="#">srs_12mt..</a>	Of the number of partners you had in the last 12 months, how many of these partners	discrete	character-10	1126	0	-
838	<a href="#">srs_nums..</a>	How many sexual relationships are you in at the moment (if you do not know, please)	continuous	numeric-12.0	1383	1681	-
839	<a href="#">srs_shar..</a>	Sometimes people have more than one sexual relationship at the same time.	discrete	numeric-12.0	178	2886	-
840	<a href="#">srs_tran..</a>	In the past 12 months, have you ever had sex with anyone (for a short period of	discrete	numeric-12.0	427	2637	-
841	<a href="#">srs_tran..</a>	In the past 12 months how many different people have you become sexually involved	continuous	numeric-12.0	1554	1510	-
842	<a href="#">srs_shar..</a>	Are you willing to share with how many different people have you become sexually	discrete	numeric-12.0	24	3040	-
843	<a href="#">srs_sexw..</a>	Some people have sex with other people for a living; would you consider yourself	discrete	numeric-12.0	427	2637	-
844	<a href="#">srs_tran..</a>	In the past 12 months have you provided a woman who is not a sex worker with help	discrete	numeric-12.0	1109	1955	-
845	<a href="#">srs_usec..</a>	Have you used a condom during sex in the past 3 months?	discrete	numeric-12.0	1563	1501	-
846	<a href="#">srs_usec..</a>	Did you use a condom the LAST time you had sex (whether it was forced or agreed)	discrete	numeric-12.0	1564	1500	-
847	<a href="#">srs_cond..</a>	Have you had any sex without a condom in the last month? (condom less sex)	discrete	numeric-12.0	1564	1500	-
848	<a href="#">srs_cond..</a>	Have you had any sex without a condom in the last 12 months? (condom less sex)	discrete	numeric-12.0	702	2362	-
849	<a href="#">srs_recn..</a>	Have you had sex with this person in the past 12 months? Most recent partner	discrete	numeric-12.0	0	3064	-
850	<a href="#">srs_recn..</a>	When you last had sex with this person, what was your relationship to that person	discrete	numeric-12.0	0	3064	-
851	<a href="#">srs_recn..</a>	During your relationship with this person, did you have sex with someone else?	discrete	numeric-12.0	0	3064	-

File AHRI.DREAMS.MultiLevel.CombinedDataset.2019.v1							
#	Name	Label	Type	Format	Valid	Invalid	Question
852	<a href="#">srs_recn ..</a>	What is your current relationship status with [name]? Most recent partner	discrete	numeric-12.0	0	3064	-
853	<a href="#">srs_recn ..</a>	What are the main kinds of work/activities [name] does/ has done over the last 12	discrete	numeric-12.0	0	3064	-
854	<a href="#">srs_recn ..</a>	What was the highest level of education of [name]? Most recent partner	discrete	numeric-12.0	0	3064	-
855	<a href="#">srs_recn ..</a>	How long ago did you first have sex with this person (if you do not know, please	discrete	numeric-12.0	0	3064	-
856	<a href="#">srs_recn ..</a>	Are you willing to share long ago did you first have sex with this person? Most	discrete	numeric-12.0	0	3064	-
857	<a href="#">srs_recn ..</a>	Is value in. Most recent partner	discrete	numeric-12.0	0	3064	-
858	<a href="#">srs_recn ..</a>	When was the last time you had sex with this person (if you do not know, please	discrete	numeric-12.0	0	3064	-
859	<a href="#">srs_recn ..</a>	Are you willing to share when was the last time you had sex with this person? Mo	discrete	numeric-12.0	0	3064	-
860	<a href="#">srs_recn ..</a>	Is value in. Most recent partner	discrete	numeric-12.0	0	3064	-
861	<a href="#">srs_recn ..</a>	How old is this person (if you do not know, please make your best guess)? [in ye	discrete	numeric-12.0	0	3064	-
862	<a href="#">srs_recn ..</a>	Are you willing to share the age of this person? Most recent partner	discrete	numeric-12.0	0	3064	-
863	<a href="#">srs_recn ..</a>	Is this person a member of this household? Most recent partner	discrete	numeric-12.0	0	3064	-
864	<a href="#">srs_recn ..</a>	Where does this person normally reside? Most recent partner	discrete	numeric-12.0	0	3064	-
865	<a href="#">srs_recn ..</a>	In which Isigodi does this person normally reside? Most recent partner	discrete	numeric-12.0	0	3064	-
866	<a href="#">srs_recn ..</a>	Did you use a condom the last time you had sex with this person? Most recent par	discrete	numeric-12.0	0	3064	-
867	<a href="#">srs_recn ..</a>	If yes, who brought the condom the last time you had sex with [name]? Most recen	discrete	numeric-12.0	0	3064	-
868	<a href="#">srs_recn ..</a>	If no, why did you or [name] NOT use a condom? (last sex) Most recent partner	discrete	numeric-12.0	0	3064	-
869	<a href="#">srs_recn ..</a>	The first time you had sex with [name], did you/your partner use a male or femal	discrete	numeric-12.0	0	3064	-
870	<a href="#">srs_recn ..</a>	If yes, who brought the condom the first time you	discrete	numeric-12.0	0	3064	-

File AHRI.DREAMS.MultiLevel.CombinedDataset.2019.v1							
#	Name	Label	Type	Format	Valid	Invalid	Question
		had sex with [name]? Most rece					
871	<a href="#">srs_recn ..</a>	If no, why did you or [name] NOT use a condom? (first sex) Most recent partner	discrete	numeric-12.0	0	3064	-
872	<a href="#">srs_recn ..</a>	How often have you and [name] used male or female condoms? Most recent partner	discrete	numeric-12.0	0	3064	-
873	<a href="#">srs_recn ..</a>	Did you drink alcohol before the last time you had sex with [name]? Most recent	discrete	numeric-12.0	0	3064	-
874	<a href="#">srs_recn ..</a>	The last time you had sex with [name], did you give or were you given a gift in	discrete	numeric-12.0	0	3064	-
875	<a href="#">srs_recn ..</a>	The last time you had sex with [name], did you give or were you given money in o	discrete	numeric-12.0	0	3064	-
876	<a href="#">srs_recn ..</a>	Over the past four weeks, how many times have you had sex with this person? Most	discrete	numeric-12.0	0	3064	-
877	<a href="#">srs_recn ..</a>	Are you willing to share the number of times you had sex with this person over t	discrete	numeric-12.0	0	3064	-
878	<a href="#">srs_recn ..</a>	Do you know the HIV status of [name]? Most recent partner	discrete	numeric-12.0	0	3064	-
879	<a href="#">srs_recn ..</a>	What is the HIV status of [name]? Most recent partner	discrete	numeric-12.0	0	3064	-
880	<a href="#">srs_recn ..</a>	How did you find out their HIV status? Most recent partner	discrete	numeric-12.0	0	3064	-
881	<a href="#">srs_recn ..</a>	Please specify details on other way you find out about the person's HIV status?	discrete	character-1	0	0	-
882	<a href="#">srs_recn ..</a>	Do you know if [name]is taking ART? Most recent partner	discrete	numeric-12.0	0	3064	-
883	<a href="#">srs_recn ..</a>	Does this person know your current HIV status? Most recent partner	discrete	numeric-12.0	0	3064	-
884	<a href="#">srs_recn ..</a>	During your relationship with [name] in the past year, did you take PrEP to prev	discrete	numeric-12.0	0	3064	-
885	<a href="#">srs_recn ..</a>	Why did you decide not to take PrEP? Most recent partner	discrete	numeric-12.0	0	3064	-
886	<a href="#">srs_recn ..</a>	Please specify other reason for not taking PREP. Most recent partner	discrete	character-1	0	0	-
887	<a href="#">srs_recn ..</a>	Over the past 12 months, during your relationships	discrete	numeric-12.0	0	3064	-

File AHRI.DREAMS.MultiLevel.CombinedDataset.2019.v1							
#	Name	Label	Type	Format	Valid	Invalid	Question
		with X do you know or suspect					
888	<a href="#">srs_recn ..</a>	Have you had sex with this person in the past 12 months? Second most recent part	discrete	numeric-12.0	546	2518	-
889	<a href="#">srs_recn ..</a>	When you last had sex with this person, what was your relationship to that perso	discrete	numeric-12.0	308	2756	-
890	<a href="#">srs_recn ..</a>	During your relationship with this person, did you have sex with someone else?	discrete	numeric-12.0	308	2756	-
891	<a href="#">srs_recn ..</a>	What is your current relationship status with [name]? Second most recent partne	discrete	numeric-12.0	308	2756	-
892	<a href="#">srs_recn ..</a>	What are the main kinds of work/activities [name] does/ has done over the last 12	discrete	numeric-12.0	308	2756	-
893	<a href="#">srs_recn ..</a>	What was the highest level of education of [name]? Second most recent partner	discrete	numeric-12.0	308	2756	-
894	<a href="#">srs_recn ..</a>	How long ago did you first have sex with this person (if you do not know, please	continuous	numeric-12.0	271	2793	-
895	<a href="#">srs_recn ..</a>	Are you willing to share long ago did you first have sex with this person? Secon	discrete	numeric-12.0	37	3027	-
896	<a href="#">srs_recn ..</a>	Is value in. Second most recent partner	discrete	numeric-12.0	271	2793	-
897	<a href="#">srs_recn ..</a>	When was the last time you had sex with this person (if you do not know, please	continuous	numeric-12.0	269	2795	-
898	<a href="#">srs_recn ..</a>	Are you willing to share when was the last time you had sex with this person? Se	discrete	numeric-12.0	39	3025	-
899	<a href="#">srs_recn ..</a>	Is value in. Second most recent partner	discrete	numeric-12.0	267	2797	-
900	<a href="#">srs_recn ..</a>	How old is this person (if you do not know, please make your best guess)? [in ye	continuous	numeric-12.0	284	2780	-
901	<a href="#">srs_recn ..</a>	Are you willing to share the age of this person? Second most recent partner	discrete	numeric-12.0	24	3040	-
902	<a href="#">srs_recn ..</a>	Is this person a member of this household? Second most recent partner	discrete	numeric-12.0	307	2757	-
903	<a href="#">srs_recn ..</a>	Where does this person normally reside? Second most recent partner	discrete	numeric-12.0	308	2756	-
904	<a href="#">srs_recn ..</a>	In which Isigodi does this person normally reside? Second most recent partner	discrete	numeric-12.0	102	2962	-

File AHRI.DREAMS.MultiLevel.CombinedDataset.2019.v1							
#	Name	Label	Type	Format	Valid	Invalid	Question
905	<a href="#">srs_recn ..</a>	Did you use a condom the last time you had sex with this person? Second most rec	discrete	numeric-12.0	308	2756	-
906	<a href="#">srs_recn ..</a>	If yes, who brought the condom the last time you had sex with [name]? Second mos	discrete	numeric-12.0	165	2899	-
907	<a href="#">srs_recn ..</a>	If no, why did you or [name] NOT use a condom? (last sex) Second most recent par	discrete	numeric-12.0	134	2930	-
908	<a href="#">srs_recn ..</a>	The first time you had sex with [name], did you/your partner use a male or femal	discrete	numeric-12.0	307	2757	-
909	<a href="#">srs_recn ..</a>	If yes, who brought the condom the first time you had sex with [name]? Second mo	discrete	numeric-12.0	170	2894	-
910	<a href="#">srs_recn ..</a>	If no, why did you or [name] NOT use a condom? (first sex) Second most recent pa	discrete	numeric-12.0	112	2952	-
911	<a href="#">srs_recn ..</a>	How often have you and [name] used male or female condoms? Second most recent pa	discrete	numeric-12.0	308	2756	-
912	<a href="#">srs_recn ..</a>	Did you drink alcohol before the last time you had sex with [name]? Second most	discrete	numeric-12.0	307	2757	-
913	<a href="#">srs_recn ..</a>	The last time you had sex with [name], did you give or were you given a gift in	discrete	numeric-12.0	308	2756	-
914	<a href="#">srs_recn ..</a>	The last time you had sex with [name], did you give or were you given money in o	discrete	numeric-12.0	307	2757	-
915	<a href="#">srs_recn ..</a>	Over the past four weeks, how many times have you had sex with this person? Seco	discrete	numeric-12.0	242	2822	-
916	<a href="#">srs_recn ..</a>	Are you willing to share the number of times you had sex with this person over t	discrete	numeric-12.0	66	2998	-
917	<a href="#">srs_recn ..</a>	Do you know the HIV status of [name]? Second most recent partner	discrete	numeric-12.0	308	2756	-
918	<a href="#">srs_recn ..</a>	What is the HIV status of [name]? Second most recent partner	discrete	numeric-12.0	149	2915	-
919	<a href="#">srs_recn ..</a>	How did you find out their HIV status? Second most recent partner	discrete	numeric-12.0	148	2916	-
920	<a href="#">srs_recn ..</a>	Please specify details on other way you find out about the person's HIV status?	discrete	character-1	0	0	-
921	<a href="#">srs_recn ..</a>	Do you know if [name]is taking ART? Second most recent partner	discrete	numeric-12.0	13	3051	-

**File AHRI.DREAMS.MultiLevel.CombinedDataset.2019.v1**

#	Name	Label	Type	Format	Valid	Invalid	Question
922	<a href="#">srs_recn ..</a>	Does this person know your current HIV status? Second most recent partner	discrete	numeric-12.0	308	2756	-
923	<a href="#">srs_recn ..</a>	During your relationship with [name] in the past year, did you take PrEP to prev	discrete	numeric-12.0	308	2756	-
924	<a href="#">srs_recn ..</a>	Why did you decide not to take PrEP? Second most recent partner	discrete	numeric-12.0	251	2813	-
925	<a href="#">srs_recn ..</a>	Please specify other reason for not taking PREP. Second most recent partner	discrete	character-40	5	0	-
926	<a href="#">srs_recn ..</a>	Over the past 12 months, during your relationships with X do you know or suspect	discrete	numeric-12.0	308	2756	-
927	<a href="#">srs_recn ..</a>	Have you had sex with this person in the past 12 months? Third most recent partn	discrete	numeric-12.0	315	2749	-
928	<a href="#">srs_recn ..</a>	When you last had sex with this person, what was your relationship to that perso	discrete	numeric-12.0	109	2955	-
929	<a href="#">srs_recn ..</a>	During your relationship with this person, did you have sex with someone else?	discrete	numeric-12.0	109	2955	-
930	<a href="#">srs_recn ..</a>	What is your current relationship status with [name]? Third most recent partner	discrete	numeric-12.0	109	2955	-
931	<a href="#">srs_recn ..</a>	What are the main kinds of work/activities [name] does/ has done over the last 12	discrete	numeric-12.0	109	2955	-
932	<a href="#">srs_recn ..</a>	What was the highest level of education of [name]? Third most recent partner	discrete	numeric-12.0	105	2959	-
933	<a href="#">srs_recn ..</a>	How long ago did you first have sex with this person (if you do not know, please	continuous	numeric-12.0	82	2982	-
934	<a href="#">srs_recn ..</a>	Are you willing to share long ago did you first have sex with this person? Third	discrete	numeric-12.0	27	3037	-
935	<a href="#">srs_recn ..</a>	Is value in. Third most recent partner	discrete	numeric-12.0	82	2982	-
936	<a href="#">srs_recn ..</a>	When was the last time you had sex with this person (if you do not know, please	continuous	numeric-12.0	87	2977	-
937	<a href="#">srs_recn ..</a>	Are you willing to share when was the last time you had sex with this person? Th	discrete	numeric-12.0	22	3042	-
938	<a href="#">srs_recn ..</a>	Is value in. Third most recent partner	discrete	numeric-12.0	86	2978	-
939	<a href="#">srs_recn ..</a>	How old is this person (if you do not know, please make your best guess)? [in ye	continuous	numeric-12.0	87	2977	-

File AHRI.DREAMS.MultiLevel.CombinedDataset.2019.v1							
#	Name	Label	Type	Format	Valid	Invalid	Question
940	<a href="#">srs_recn ..</a>	Are you willing to share the age of this person? Third most recent partner	discrete	numeric-12.0	22	3042	-
941	<a href="#">srs_recn ..</a>	Is this person a member of this household? Third most recent partner	discrete	numeric-12.0	109	2955	-
942	<a href="#">srs_recn ..</a>	Where does this person normally reside? Third most recent partner	discrete	numeric-12.0	109	2955	-
943	<a href="#">srs_recn ..</a>	In which Isigodi does this person normally reside? Third most recent partner	discrete	numeric-12.0	30	3034	-
944	<a href="#">srs_recn ..</a>	Did you use a condom the last time you had sex with this person? Third most rece	discrete	numeric-12.0	109	2955	-
945	<a href="#">srs_recn ..</a>	If yes, who brought the condom the last time you had sex with [name]? Third most	discrete	numeric-12.0	67	2997	-
946	<a href="#">srs_recn ..</a>	If no, why did you or [name] NOT use a condom? (last sex) Third most recent part	discrete	numeric-12.0	38	3026	-
947	<a href="#">srs_recn ..</a>	The first time you had sex with [name], did you/your partner use a male or femal	discrete	numeric-12.0	109	2955	-
948	<a href="#">srs_recn ..</a>	If yes, who brought the condom the first time you had sex with [name]? Third mos	discrete	numeric-12.0	59	3005	-
949	<a href="#">srs_recn ..</a>	If no, why did you or [name] NOT use a condom? (first sex) Third most recent par	discrete	numeric-12.0	39	3025	-
950	<a href="#">srs_recn ..</a>	How often have you and [name] used male or female condoms? Third most recent par	discrete	numeric-12.0	109	2955	-
951	<a href="#">srs_recn ..</a>	Did you drink alcohol before the last time you had sex with [name]? Third most r	discrete	numeric-12.0	109	2955	-
952	<a href="#">srs_recn ..</a>	The last time you had sex with [name], did you give or were you given a gift in	discrete	numeric-12.0	109	2955	-
953	<a href="#">srs_recn ..</a>	The last time you had sex with [name], did you give or were you given money in o	discrete	numeric-12.0	109	2955	-
954	<a href="#">srs_recn ..</a>	Over the past four weeks, how many times have you had sex with this person? Thir	discrete	numeric-12.0	76	2988	-
955	<a href="#">srs_recn ..</a>	Are you willing to share the number of times you had sex with this person over t	discrete	numeric-12.0	33	3031	-
956	<a href="#">srs_recn ..</a>	In the past 12 months, has this person discussed their HIV status with you?	discrete	numeric-12.0	109	2955	-

File AHRI.DREAMS.MultiLevel.CombinedDataset.2019.v1							
#	Name	Label	Type	Format	Valid	Invalid	Question
957	<a href="#">srs_recn ..</a>	Do you know the HIV status of [name]? Third most recent partner	discrete	numeric-12.0	109	2955	-
958	<a href="#">srs_recn ..</a>	What is the HIV status of [name]? Third most recent partner	discrete	numeric-12.0	39	3025	-
959	<a href="#">srs_recn ..</a>	How did you find out their HIV status? Third most recent partner	discrete	numeric-12.0	39	3025	-
960	<a href="#">srs_recn ..</a>	Please specify details on other way you find out about the person's HIV status?	discrete	character-1	2	0	-
961	<a href="#">srs_recn ..</a>	Do you know if [name] is taking ART? Third most recent partner	discrete	numeric-12.0	2	3062	-
962	<a href="#">srs_recn ..</a>	Does this person know your current HIV status? Third most recent partner	discrete	numeric-12.0	109	2955	-
963	<a href="#">srs_recn ..</a>	During your relationship with [name] in the past year, did you take PrEP to prev	discrete	numeric-12.0	109	2955	-
964	<a href="#">srs_recn ..</a>	Why did you decide not to take PrEP? Third most recent partner	discrete	numeric-12.0	81	2983	-
965	<a href="#">srs_recn ..</a>	Please specify other reason for not taking PREP. Third most recent partner	discrete	character-18	2	0	-
966	<a href="#">srs_recn ..</a>	Over the past 12 months, during your relationships with X do you know or suspect	discrete	numeric-12.0	109	2955	-
967	<a href="#">srs_rece ..</a>	Calculated age difference. Most recent partner	discrete	character-1	0	0	-
968	<a href="#">srs_rece ..</a>	Calculated age difference. Second most recent partner	discrete	character-5	284	0	-
969	<a href="#">srs_rece ..</a>	Calculated age difference. Third most recent partner	discrete	character-5	87	0	-
970	<a href="#">srs_gems01</a>	A woman's most important role is to take care of her home and cook for her famil	discrete	numeric-12.0	2392	672	-
971	<a href="#">srs_gems02</a>	Changing nappies/diapers, giving the children a bath, and feeding the children a	discrete	numeric-12.0	2392	672	-
972	<a href="#">srs_gems03</a>	A man should have the final word about decisions in the home	discrete	numeric-12.0	2392	672	-
973	<a href="#">srs_gems04</a>	It is important that a father is present in the lives of his children, even if h	discrete	numeric-12.0	2392	672	-
974	<a href="#">srs_gems05</a>	The husband should decide to buy the major household items	discrete	numeric-12.0	2391	673	-

File AHRI.DREAMS.MultiLevel.CombinedDataset.2019.v1							
#	Name	Label	Type	Format	Valid	Invalid	Question
975	<a href="#">srs_gems06</a>	A woman should obey her husband in all things	discrete	numeric-12.0	2391	673	-
976	<a href="#">srs_gems07</a>	Males and females have an equal right to finish school	discrete	numeric-12.0	2390	674	-
977	<a href="#">srs_gems08</a>	Females should have their own source of income	discrete	numeric-12.0	2391	673	-
978	<a href="#">srs_gems09</a>	It is the man who decides what type of sex to have	discrete	numeric-12.0	2392	672	-
979	<a href="#">srs_gems10</a>	Men need sex more than women do	discrete	numeric-12.0	2391	673	-
980	<a href="#">srs_gems11</a>	You don't talk about sex, you just do it	discrete	numeric-12.0	2391	673	-
981	<a href="#">srs_gems12</a>	Men are always ready to have sex	discrete	numeric-12.0	2390	674	-
982	<a href="#">srs_gems13</a>	A man should know what his partner likes during sex	discrete	numeric-12.0	2392	672	-
983	<a href="#">srs_gems14</a>	A woman who has sex before she marries does not deserve respect	discrete	numeric-12.0	2392	672	-
984	<a href="#">srs_gems15</a>	A woman should not initiate sex	discrete	numeric-12.0	2390	674	-
985	<a href="#">srs_gems16</a>	Women who carry condoms are "easy"	discrete	numeric-12.0	2391	673	-
986	<a href="#">srs_gems17</a>	It is a woman's responsibility to avoid getting pregnant	discrete	numeric-12.0	2391	673	-
987	<a href="#">srs_gems18</a>	A couple should decide together if they want to have children	discrete	numeric-12.0	2392	672	-
988	<a href="#">srs_gems19</a>	In my opinion, a woman can suggest using condoms just like a man can	discrete	numeric-12.0	2389	675	-
989	<a href="#">srs_gems20</a>	If a man gets a woman pregnant, the child is the responsibility of both	discrete	numeric-12.0	2391	673	-
990	<a href="#">srs_gems21</a>	A man and a woman should decide together what type of contraceptive to use	discrete	numeric-12.0	2391	673	-
991	<a href="#">srs_gems22</a>	Only when a woman has a child is she a real woman	discrete	numeric-12.0	2391	673	-
992	<a href="#">srs_gems23</a>	A real man produces a male child	discrete	numeric-12.0	2392	672	-
993	<a href="#">srs_gems24</a>	A man and woman should decide together whether to use a condom	discrete	numeric-12.0	2390	674	-
994	<a href="#">srs_gems25</a>	There are times when a woman deserves to be beaten	discrete	numeric-12.0	2391	673	-
995	<a href="#">srs_gems26</a>	A woman should tolerate violence in order to keep her family together	discrete	numeric-12.0	2392	672	-
996	<a href="#">srs_gems27</a>	If a woman cheats on a man, it is okay for him to hit her	discrete	numeric-12.0	2392	672	-

File AHRI.DREAMS.MultiLevel.CombinedDataset.2019.v1							
#	Name	Label	Type	Format	Valid	Invalid	Question
997	<a href="#">srs_gems28</a>	If someone insults a man he should defend his reputation with force if he has to	discrete	numeric-12.0	2391	673	-
998	<a href="#">srs_gems29</a>	It is okay for a man to hit his wife if she won't have sex with him.	discrete	numeric-12.0	2390	674	-
999	<a href="#">srs_gems30</a>	A man using violence against his sexual partner is a private matter that shouldn	discrete	numeric-12.0	2392	672	-
1000	<a href="#">srs_fema..</a>	Has any male ever done any of the following things to you:	discrete	numeric-12.0	36	3028	-
1001	<a href="#">srs_fema..</a>	Has any male ever done any of the following things to you:	discrete	numeric-12.0	6	3058	-
1002	<a href="#">srs_fema..</a>	Has any male ever done any of the following things to you:	discrete	numeric-12.0	7	3057	-
1003	<a href="#">srs_fema..</a>	Has any male ever done any of the following things to you:	discrete	numeric-12.0	8	3056	-
1004	<a href="#">srs_fema..</a>	Has any male ever done any of the following things to you:	discrete	numeric-12.0	7	3057	-
1005	<a href="#">srs_fema..</a>	Has any male ever done any of the following things to you:	discrete	numeric-12.0	10	3054	-
1006	<a href="#">srs_fema..</a>	Has any male ever done any of the following things to you:	discrete	numeric-12.0	10	3054	-
1007	<a href="#">srs_fema..</a>	Has any male ever done any of the following things to you:	discrete	numeric-12.0	7	3057	-
1008	<a href="#">srs_fema..</a>	Has any male ever done any of the following things to you:	discrete	numeric-12.0	333	2731	-
1009	<a href="#">srs_fema..</a>	Has any male ever done any of the following things to you:	discrete	numeric-12.0	26	3038	-
1010	<a href="#">srs_fema..</a>	Has any male ever done any of the following things to you:	discrete	numeric-12.0	43	3021	-
1011	<a href="#">srs_fema..</a>	Has any male ever done any of the following things to you:	discrete	numeric-12.0	11	3053	-
1012	<a href="#">srs_fema..</a>	Has any male ever done any of the following things to you:	discrete	numeric-12.0	46	3018	-
1013	<a href="#">srs_fema..</a>	Has any male ever done any of the following things to you:	discrete	numeric-12.0	14	3050	-
1014	<a href="#">srs_fema..</a>	Has any male ever done any of the following things to you:	discrete	numeric-12.0	9	3055	-

**File AHRI.DREAMS.MultiLevel.CombinedDataset.2019.v1**

#	Name	Label	Type	Format	Valid	Invalid	Question
1015	<a href="#">srs_fema..</a>	Has any male ever done any of the following things to you:	discrete	numeric-12.0	18	3046	-
1016	<a href="#">srs_fema..</a>	Has any male done any of the following things to you in the last 12 months:	discrete	numeric-12.0	22	3042	-
1017	<a href="#">srs_fema..</a>	Has any male done any of the following things to you in the last 12 months:	discrete	numeric-12.0	2	3062	-
1018	<a href="#">srs_fema..</a>	Has any male done any of the following things to you in the last 12 months:	discrete	numeric-12.0	3	3061	-
1019	<a href="#">srs_fema..</a>	Has any male done any of the following things to you in the last 12 months:	discrete	numeric-12.0	1	3063	-
1020	<a href="#">srs_fema..</a>	Has any male done any of the following things to you in the last 12 months:	discrete	numeric-12.0	1	3063	-
1021	<a href="#">srs_fema..</a>	Has any male done any of the following things to you in the last 12 months:	discrete	numeric-12.0	2	3062	-
1022	<a href="#">srs_fema..</a>	Has any male done any of the following things to you in the last 12 months:	discrete	numeric-12.0	5	3059	-
1023	<a href="#">srs_fema..</a>	Has any male done any of the following things to you in the last 12 months:	discrete	numeric-12.0	2	3062	-
1024	<a href="#">srs_fema..</a>	Has any male done any of the following things to you in the last 12 months:	discrete	numeric-12.0	369	2695	-
1025	<a href="#">srs_fema..</a>	Has any male done any of the following things to you in the last 12 months:	discrete	numeric-12.0	11	3053	-
1026	<a href="#">srs_fema..</a>	Has any male done any of the following things to you in the last 12 months:	discrete	numeric-12.0	16	3048	-
1027	<a href="#">srs_fema..</a>	Has any male done any of the following things to you in the last 12 months:	discrete	numeric-12.0	2	3062	-
1028	<a href="#">srs_fema..</a>	Has any male done any of the following things to you in the last 12 months:	discrete	numeric-12.0	16	3048	-
1029	<a href="#">srs_fema..</a>	Has any male done any of the following things to you in the last 12 months:	discrete	numeric-12.0	4	3060	-
1030	<a href="#">srs_fema..</a>	Has any male done any of the following things to you in the last 12 months:	discrete	numeric-12.0	4	3060	-
1031	<a href="#">srs_fema..</a>	Has any male done any of the following things to you in the last 12 months:	discrete	numeric-12.0	5	3059	-
1032	<a href="#">srs_male..</a>	Has anyone ever done any of the following things to you:	discrete	numeric-12.0	238	2826	-

File AHRI.DREAMS.MultiLevel.CombinedDataset.2019.v1							
#	Name	Label	Type	Format	Valid	Invalid	Question
1033	<a href="#">srs_male..</a>	Has anyone ever done any of the following things to you:	discrete	numeric-12.0	52	3012	-
1034	<a href="#">srs_male..</a>	Has anyone ever done any of the following things to you:	discrete	numeric-12.0	152	2912	-
1035	<a href="#">srs_male..</a>	Has anyone ever done any of the following things to you:	discrete	numeric-12.0	101	2963	-
1036	<a href="#">srs_male..</a>	Has anyone ever done any of the following things to you:	discrete	numeric-12.0	38	3026	-
1037	<a href="#">srs_male..</a>	Has anyone ever done any of the following things to you:	discrete	numeric-12.0	29	3035	-
1038	<a href="#">srs_male..</a>	Has anyone ever done any of the following things to you:	discrete	numeric-12.0	16	3048	-
1039	<a href="#">srs_male..</a>	Has anyone ever done any of the following things to you:	discrete	numeric-12.0	11	3053	-
1040	<a href="#">srs_male..</a>	Has anyone ever done any of the following things to you:	discrete	numeric-12.0	1223	1841	-
1041	<a href="#">srs_male..</a>	Has anyone ever done any of the following things to you:	discrete	numeric-12.0	153	2911	-
1042	<a href="#">srs_male..</a>	Has anyone ever done any of the following things to you:	discrete	numeric-12.0	299	2765	-
1043	<a href="#">srs_male..</a>	Has anyone ever done any of the following things to you:	discrete	numeric-12.0	148	2916	-
1044	<a href="#">srs_male..</a>	Has anyone ever done any of the following things to you:	discrete	numeric-12.0	261	2803	-
1045	<a href="#">srs_male..</a>	Has anyone ever done any of the following things to you:	discrete	numeric-12.0	54	3010	-
1046	<a href="#">srs_male..</a>	Has anyone ever done any of the following things to you:	discrete	numeric-12.0	181	2883	-
1047	<a href="#">srs_male..</a>	Has anyone ever done any of the following things to you:	discrete	numeric-12.0	129	2935	-
1048	<a href="#">srs_male..</a>	Has anyone ever done any of the following things to you in the last 12 months:	discrete	numeric-12.0	151	2913	-
1049	<a href="#">srs_male..</a>	Has anyone ever done any of the following things to you in the last 12 months:	discrete	numeric-12.0	29	3035	-
1050	<a href="#">srs_male..</a>	Has anyone ever done any of the following things to you in the last 12 months:	discrete	numeric-12.0	94	2970	-
1051	<a href="#">srs_male..</a>	Has anyone ever done any of the following things to you in the last 12 months:	discrete	numeric-12.0	72	2992	-
1052	<a href="#">srs_male..</a>	Has anyone ever done any of the following things to you in the last 12 months:	discrete	numeric-12.0	22	3042	-
1053	<a href="#">srs_male..</a>	Has anyone ever done any of the following things to you in the last 12 months:	discrete	numeric-12.0	26	3038	-
1054	<a href="#">srs_male..</a>	Has anyone ever done any of the following things to you in the last 12 months:	discrete	character-2	11	0	-

File AHRI.DREAMS.MultiLevel.CombinedDataset.2019.v1							
#	Name	Label	Type	Format	Valid	Invalid	Question
1055	<a href="#">srs_male_..</a>	Has anyone ever done any of the following things to you in the last 12 months:	discrete	character-2	9	0	-
1056	<a href="#">srs_male_..</a>	Has anyone ever done any of the following things to you in the last 12 months:	discrete	numeric-12.0	1345	1719	-
1057	<a href="#">srs_male_..</a>	Has anyone ever done any of the following things to you in the last 12 months:	discrete	numeric-12.0	95	2969	-
1058	<a href="#">srs_male_..</a>	Has anyone ever done any of the following things to you in the last 12 months:	discrete	numeric-12.0	190	2874	-
1059	<a href="#">srs_male_..</a>	Has anyone ever done any of the following things to you in the last 12 months:	discrete	numeric-12.0	78	2986	-
1060	<a href="#">srs_male_..</a>	Has anyone ever done any of the following things to you in the last 12 months:	discrete	numeric-12.0	130	2934	-
1061	<a href="#">srs_male_..</a>	Has anyone ever done any of the following things to you in the last 12 months:	discrete	numeric-12.0	40	3024	-
1062	<a href="#">srs_male_..</a>	Has anyone ever done any of the following things to you in the last 12 months:	discrete	numeric-12.0	96	2968	-
1063	<a href="#">srs_male_..</a>	Has anyone ever done any of the following things to you in the last 12 months:	discrete	numeric-12.0	61	3003	-
1064	<a href="#">srs_sasa_..</a>	Has your partner/most recent partner done at least one of the following things t	discrete	numeric-12.0	3	3061	-
1065	<a href="#">srs_sasa_..</a>	Has your partner/most recent partner done at least one of the following things t	discrete	numeric-12.0	134	2930	-
1066	<a href="#">srs_sasa_..</a>	Has your partner/most recent partner done at least one of the following things t	discrete	numeric-12.0	4	3060	-
1067	<a href="#">srs_sasa_..</a>	Has your partner/most recent partner done at least one of the following things t	discrete	numeric-12.0	1	3063	-
1068	<a href="#">srs_sasa_..</a>	Has your partner/most recent partner done at least one of the following things t	discrete	numeric-12.0	1	3063	-
1069	<a href="#">srs_sasa_..</a>	Has your partner/most recent partner done at least one of the following things t	discrete	numeric-12.0	1	3063	-
1070	<a href="#">srs_sasa_..</a>	Has your partner/most recent partner done at least one of the following things t	discrete	numeric-12.0	3	3061	-
1071	<a href="#">srs_usev_..</a>	Have you used physical or sexual violence on your partner in the last 12 months?	discrete	numeric-12.0	136	2928	-
1072	<a href="#">srs_srps_..</a>	Most of the time, we do what my partner wants to do	discrete	numeric-12.0	236	2828	-

File AHRI.DREAMS.MultiLevel.CombinedDataset.2019.v1							
#	Name	Label	Type	Format	Valid	Invalid	Question
1073	<a href="#">srs_srps ..</a>	My partner won't let me wear certain things	discrete	numeric-12.0	236	2828	-
1074	<a href="#">srs_srps ..</a>	When my partner and I are together, I'm pretty quiet	discrete	numeric-12.0	236	2828	-
1075	<a href="#">srs_srps ..</a>	My partner has more say than I do about important decisions that affect us	discrete	numeric-12.0	236	2828	-
1076	<a href="#">srs_srps ..</a>	My partner tells me who I can spend time with	discrete	numeric-12.0	236	2828	-
1077	<a href="#">srs_srps ..</a>	If I asked my partner to use a condom, he would think I'm having sex with other	discrete	numeric-12.0	235	2829	-
1078	<a href="#">srs_srps ..</a>	I feel trapped or stuck in our relationship	discrete	numeric-12.0	236	2828	-
1079	<a href="#">srs_srps ..</a>	My partner does what he wants, even if I do not want him to	discrete	numeric-12.0	236	2828	-
1080	<a href="#">srs_srps ..</a>	I am more committed to our relationship than my partner is	discrete	numeric-12.0	236	2828	-
1081	<a href="#">srs_srps ..</a>	When my partner and I disagree, he gets his way most of the time	discrete	numeric-12.0	236	2828	-
1082	<a href="#">srs_srps ..</a>	My partner gets more out of our relationship than I do	discrete	numeric-12.0	236	2828	-
1083	<a href="#">srs_srps ..</a>	My partner always wants to know where I am	discrete	numeric-12.0	236	2828	-
1084	<a href="#">srs_srps ..</a>	If I asked my partner to use a condom, he would get angry	discrete	numeric-12.0	235	2829	-
1085	<a href="#">srs_srps ..</a>	If I asked my partner to use a condom, he would get violent	discrete	numeric-12.0	235	2829	-
1086	<a href="#">srs_dmnds ..</a>	Who usually has more say about whose friends to go out with?	discrete	numeric-12.0	2393	671	-
1087	<a href="#">srs_dmnds ..</a>	Who usually has more say about whether you have sex?	discrete	numeric-12.0	1561	1503	-
1088	<a href="#">srs_dmnds ..</a>	Who usually has more say about what you do together?	discrete	numeric-12.0	2393	671	-
1089	<a href="#">srs_dmnds ..</a>	Who usually has more say about how often you see one another?	discrete	numeric-12.0	2393	671	-
1090	<a href="#">srs_dmnds ..</a>	Who usually has more say about when you talk about serious things?	discrete	numeric-12.0	2393	671	-
1091	<a href="#">srs_dmnds ..</a>	In general, who do you think has more power in your relationship?	discrete	numeric-12.0	2393	671	-
1092	<a href="#">srs_dmnds ..</a>	Who usually has more say about whether you use condoms?	discrete	numeric-12.0	1561	1503	-

File AHRI.DREAMS.MultiLevel.CombinedDataset.2019.v1							
#	Name	Label	Type	Format	Valid	Invalid	Question
1093	<a href="#">srs_dmnds ..</a>	Who usually has more say about what types of sexual acts you do?	discrete	numeric-12.0	1560	1504	-
1094	<a href="#">srs_sv_t ..</a>	If it is safe for you to wait up to 3 days for help, then click HERE to give us	discrete	numeric-12.0	2389	675	-
1095	<a href="#">srs_sv_c ..</a>	Please tell us how you would like us to contact you:	discrete	numeric-12.0	59	3005	-
1096	<a href="#">srs_sv_p ..</a>	Please indicate when is best to call:	discrete	character-23	41	0	-
1097	<a href="#">srs_sv_v ..</a>	Please indicate which time of day is best:	discrete	character-37	18	0	-
1098	<a href="#">or_troub ..</a>	Have you ever been in trouble with the police?	discrete	numeric-12.0	2395	669	-
1099	<a href="#">or_type ..</a>	If yes, what kind of trouble?	discrete	numeric-12.0	138	2926	-
1100	<a href="#">or_type ..</a>	Please specify what other type of trouble	discrete	character-117	38	-	-
1101	<a href="#">or_part ..</a>	Some Other young men belong to gangs for security reasons, for identity reasons	discrete	numeric-12.0	1946	1118	-
1102	<a href="#">or_assis ..</a>	Did the participant respond to the question on the tablet or was the participant	discrete	numeric-12.0	2392	672	-
1103	<a href="#">hr_rapid ..</a>	Was Rapid HIV test done?	discrete	numeric-12.0	923	2141	-
1104	<a href="#">hr_no_ra ..</a>	Please specify the reason for not performing the HIV Rapid Test:	discrete	character-83	239	0	-
1105	<a href="#">dr_speci ..</a>	Was a research blood specimen collected?	discrete	numeric-12.0	2130	934	-
1106	<a href="#">dr_parti ..</a>	Scan the Participant ID	discrete	character-13	2068	0	-
1107	<a href="#">dr_barcode</a>	Scan Specimen barcode here	discrete	character-13	2068	0	-
1108	<a href="#">dr_speci ..</a>	Specimen Status	discrete	character-1	0	0	-
1109	<a href="#">dr_speci ..</a>	Specimen Collection Date	discrete	character-11	2068	-	-
1110	<a href="#">dr_hsv_t ..</a>	HSV Result	discrete	numeric-12.0	1925	1139	-
1111	<a href="#">dr_hiv_t ..</a>	HIV Result	discrete	numeric-12.0	2065	999	-
1112	<a href="#">dr_hiv_t ..</a>	HIV Test comment	discrete	character-30	2	0	-
1113	<a href="#">dr_vl_te ..</a>	Viral Load Result	discrete	character-12	294	0	-
1114	<a href="#">dr_refer ..</a>	Does this person wishes to be referred to the fixed clinic for HIV testing?	discrete	numeric-12.0	2395	669	-
1115	<a href="#">dr_targe ..</a>	What is the agreed target date to get to the clinic?	discrete	character-11	1	-	-
1116	<a href="#">dr_targe ..</a>	To which clinic is the individual going?	discrete	character-16	1	0	-
1117	<a href="#">dr_targe ..</a>	Please specify details of the clinic other the individual is going <u	discrete	character-1	0	0	-

File AHRI.DREAMS.MultiLevel.CombinedDataset.2019.v1							
#	Name	Label	Type	Format	Valid	Invalid	Question
1118	<a href="#">dr_targe ..</a>	Please specify details of the clinic the individual is going <u	discrete	character-1	0	0	-
1119	<a href="#">mh_rapid ..</a>	Rapid Screening Test Type	discrete	character-8	668	0	-
1120	<a href="#">mh_rapid ..</a>	What was the LOT number for the test kit?	discrete	character-24	668	0	-
1121	<a href="#">mh_rapid ..</a>	What is the Rapid HIV test result?	discrete	numeric-12.0	668	2396	-
1122	<a href="#">mh_rapid ..</a>	What was the LOT number for the test kit?	discrete	character-1	0	0	-
1123	<a href="#">mh_rapid ..</a>	What is the Rapid HIV test result?	discrete	numeric-12.0	0	3064	-
1124	<a href="#">mh_rapid ..</a>	Rapid Confirmatory Test Type	discrete	character-4	668	0	-
1125	<a href="#">mh_rapid ..</a>	What was the LOT number for the test kit?	discrete	character-11	668	0	-
1126	<a href="#">mh_rapid ..</a>	What is the Rapid HIV test result?	discrete	numeric-12.0	668	2396	-
1127	<a href="#">mh_rapid ..</a>	What was the LOT number for the test kit?	discrete	character-1	0	0	-
1128	<a href="#">mh_rapid ..</a>	What is the Rapid HIV test result?	discrete	numeric-12.0	0	3064	-
1129	<a href="#">mh_rapid ..</a>	Confirm the Summary HIV test result?	discrete	numeric-12.0	3064	0	-
1130	<a href="#">mh_refer ..</a>	Refer to Mobile Clinic	discrete	numeric-12.0	3064	0	-
1131	<a href="#">mh_refer ..</a>	Please provide a detailed description of why this participant is referred to the	discrete	character-54	1	0	-
1132	<a href="#">mh_atten ..</a>	Participant reports they are already attending clinic	discrete	numeric-12.0	21	3043	-
1133	<a href="#">mh_targe ..</a>	What is the agreed target date to get to the clinic? (Within 2 weeks)	discrete	character-11	20	-	-
1134	<a href="#">mh_targe ..</a>	To which clinic is the individual going?	discrete	character-3	20	0	-
1135	<a href="#">mh_targe ..</a>	Please specify details of the clinic other the individual is going inside of the	discrete	character-1	0	0	-
1136	<a href="#">mh_targe ..</a>	Please specify details of the clinic the individual is going outside of the surv	discrete	character-1	0	0	-
1137	<a href="#">mh_targe ..</a>	What SMS reminder wording does the participant like? Choose from standard SMS re	discrete	numeric-12.0	19	3045	-
1138	<a href="#">cp_sendt ..</a>	Have all questions been completed and can the Survey proceed to be quality contr	discrete	numeric-12.0	3064	0	-
1139	<a href="#">cp_field ..</a>	Fieldworker	discrete	character-3	3064	0	-
1140	<a href="#">cp_surve ..</a>	End of Survey time	discrete	character-19	3059	0	-

File AHRI.DREAMS.MultiLevel.ContactAttempts.2019.v1							
#	Name	Label	Type	Format	Valid	Invalid	Question
1	<a href="#">project_id</a>	REDCap Project Identifier	discrete	numeric-12.0	3064	0	-
2	<a href="#">event_id</a>	REDCap Event Identifier	discrete	numeric-12.0	3064	0	-
3	<a href="#">cohort</a>	Cohort Description	discrete	character-10	3064	0	-
4	<a href="#">round</a>	Round Description	discrete	character-18	3064	0	-
5	<a href="#">IIntId</a>	Individual ID	continuous	numeric-12.0	3064	0	-
6	<a href="#">ca_weekb..</a>	Weekblock	discrete	character-4	3064	0	-
7	<a href="#">ca_conta..</a>	Conducting Contact Attempt	discrete	numeric-12.0	3064	0	-
8	<a href="#">ca_staff..</a>	Staff Member	discrete	character-3	3064	0	-
9	<a href="#">ca_datet..</a>	Attempt Date and Time	discrete	character-11	3063	-	-
10	<a href="#">ca_was_c..</a>	Was the participant contacted	discrete	numeric-12.0	3063	1	-
11	<a href="#">ca_was_p..</a>	Was the participant's parent or guardian at home	discrete	numeric-12.0	761	2303	-
12	<a href="#">ca_paren..</a>	Was parent or guardian willing to give Informed Consent?	discrete	numeric-12.0	578	2486	-
13	<a href="#">ca_req_s..</a>	Did the participant asked to be interviewed by a same sex Tracker?	discrete	numeric-12.0	1431	1633	-
14	<a href="#">ca_sames..</a>	What is the reason why the participant requested a same sex Tracker?	discrete	character-1	0	0	-
15	<a href="#">ca_surve..</a>	Was the participant contacted and willing to be surveyed?	discrete	numeric-12.0	1440	1624	-
16	<a href="#">ca_refus..</a>	Did the participant / parent / guardian refused participation?	discrete	numeric-12.0	65	2999	-
17	<a href="#">ca_resch..</a>	Reschedule next visit date	discrete	character-11	104	-	-
18	<a href="#">ca_field..</a>	Comments for Contact attempt	discrete	character-193	2674	-	-
19	<a href="#">ca_conta..</a>	Conducting Contact Attempt	discrete	numeric-12.0	1647	1417	-
20	<a href="#">ca_staff..</a>	Staff Member	discrete	character-3	1312	0	-
21	<a href="#">ca_datet..</a>	Attempt Date and Time	discrete	character-11	1312	-	-
22	<a href="#">ca_was_c..</a>	Was the participant contacted	discrete	numeric-12.0	1312	1752	-
23	<a href="#">ca_was_p..</a>	Was the participant's parent or guardian at home	discrete	numeric-12.0	275	2789	-
24	<a href="#">ca_paren..</a>	Was parent or guardian willing to give Informed Consent?	discrete	numeric-12.0	226	2838	-
25	<a href="#">ca_req_s..</a>	Did the participant asked to be interviewed by a same sex Tracker?	discrete	numeric-12.0	741	2323	-
26	<a href="#">ca_sames..</a>	What is the reason why the participant requested a same sex Tracker?	discrete	character-1	0	0	-
27	<a href="#">ca_surve..</a>	Was the participant contacted and willing to be surveyed?	discrete	numeric-12.0	742	2322	-

**File AHRI.DREAMS.MultiLevel.ContactAttempts.2019.v1**

#	Name	Label	Type	Format	Valid	Invalid	Question
28	<a href="#">ca_refus..</a>	Did the participant / parent / guardian refused participation?	discrete	numeric-12.0	50	3014	-
29	<a href="#">ca_resch..</a>	Reschedule next visit date	discrete	character-11	51	-	-
30	<a href="#">ca_field..</a>	Comments for Contact attempt	discrete	character-213	1131	-	-
31	<a href="#">ca_conta..</a>	Conducting Contact Attempt	discrete	numeric-12.0	591	2473	-
32	<a href="#">ca_staff..</a>	Staff Member	discrete	character-3	509	0	-
33	<a href="#">ca_datet..</a>	Attempt Date and Time	discrete	character-11	509	-	-
34	<a href="#">ca_was_c..</a>	Was the participant contacted	discrete	numeric-12.0	508	2556	-
35	<a href="#">ca_was_p..</a>	Was the participant's parent or guardian at home	discrete	numeric-12.0	83	2981	-
36	<a href="#">ca_paren..</a>	Was parent or guardian willing to give Informed Consent?	discrete	numeric-12.0	63	3001	-
37	<a href="#">ca_req_s..</a>	Did the participant asked to be interviewed by a same sex Tracker?	discrete	numeric-12.0	238	2826	-
38	<a href="#">ca_sames..</a>	What is the reason why the participant requested a same sex Tracker?	discrete	character-1	0	0	-
39	<a href="#">ca_surve..</a>	Was the participant contacted and willing to be surveyed?	discrete	numeric-12.0	239	2825	-
40	<a href="#">ca_refus..</a>	Did the participant / parent / guardian refused participation?	discrete	numeric-12.0	21	3043	-
41	<a href="#">ca_resch..</a>	Reschedule next visit date	discrete	character-11	18	-	-
42	<a href="#">ca_field..</a>	Comments for Contact attempt	discrete	character-230	452	-	-
43	<a href="#">ca_conta..</a>	Conducting Contact Attempt	discrete	numeric-12.0	281	2783	-
44	<a href="#">ca_staff..</a>	Staff Member	discrete	character-3	231	0	-
45	<a href="#">ca_datet..</a>	Attempt Date and Time	discrete	character-11	231	-	-
46	<a href="#">ca_was_c..</a>	Was the participant contacted	discrete	numeric-12.0	231	2833	-
47	<a href="#">ca_was_p..</a>	Was the participant's parent or guardian at home	discrete	numeric-12.0	32	3032	-
48	<a href="#">ca_paren..</a>	Was parent or guardian willing to give Informed Consent?	discrete	numeric-12.0	20	3044	-
49	<a href="#">ca_req_s..</a>	Did the participant asked to be interviewed by a same sex Tracker?	discrete	numeric-12.0	83	2981	-
50	<a href="#">ca_sames..</a>	What is the reason why the participant requested a same sex Tracker?	discrete	character-1	0	0	-
51	<a href="#">ca_surve..</a>	Was the participant contacted and willing to be surveyed?	discrete	numeric-12.0	83	2981	-
52	<a href="#">ca_refus..</a>	Did the participant / parent / guardian refused participation?	discrete	numeric-12.0	10	3054	-

**File AHRI.DREAMS.MultiLevel.ContactAttempts.2019.v1**

#	Name	Label	Type	Format	Valid	Invalid	Question
53	<a href="#">ca_resch..</a>	Reschedule next visit date	discrete	character-11	5	-	-
54	<a href="#">ca_field..</a>	Comments for Contact attempt	discrete	character-225	215	-	-
55	<a href="#">ca_conta..</a>	Conducting Contact Attempt	discrete	numeric-12.0	149	2915	-
56	<a href="#">ca_staff..</a>	Staff Member	discrete	character-3	95	0	-
57	<a href="#">ca_datet..</a>	Attempt Date and Time	discrete	character-11	95	-	-
58	<a href="#">ca_was_c..</a>	Was the participant contacted	discrete	numeric-12.0	95	2969	-
59	<a href="#">ca_was_p..</a>	Was the participant's parent or guardian at home	discrete	numeric-12.0	14	3050	-
60	<a href="#">ca_paren..</a>	Was parent or guardian willing to give Informed Consent?	discrete	numeric-12.0	4	3060	-
61	<a href="#">ca_req_s..</a>	Did the participant asked to be interviewed by a same sex Tracker?	discrete	numeric-12.0	28	3036	-
62	<a href="#">ca_sames..</a>	What is the reason why the participant requested a same sex Tracker?	discrete	character-1	0	0	-
63	<a href="#">ca_surve..</a>	Was the participant contacted and willing to be surveyed?	discrete	numeric-12.0	28	3036	-
64	<a href="#">ca_refus..</a>	Did the participant / parent / guardian refused participation?	discrete	numeric-12.0	4	3060	-
65	<a href="#">ca_resch..</a>	Reschedule next visit date	discrete	character-11	1	-	-
66	<a href="#">ca_field..</a>	Comments for Contact attempt	discrete	character-168	92	-	-
67	<a href="#">ca_conta..</a>	Conducting Contact Attempt	discrete	numeric-12.0	67	2997	-
68	<a href="#">ca_staff..</a>	Staff Member	discrete	character-3	35	0	-
69	<a href="#">ca_datet..</a>	Attempt Date and Time	discrete	character-11	35	-	-
70	<a href="#">ca_was_c..</a>	Was the participant contacted	discrete	numeric-12.0	35	3029	-
71	<a href="#">ca_was_p..</a>	Was the participant's parent or guardian at home	discrete	numeric-12.0	5	3059	-
72	<a href="#">ca_paren..</a>	Was parent or guardian willing to give Informed Consent?	discrete	numeric-12.0	2	3062	-
73	<a href="#">ca_req_s..</a>	Did the participant asked to be interviewed by a same sex Tracker?	discrete	numeric-12.0	13	3051	-
74	<a href="#">ca_sames..</a>	What is the reason why the participant requested a same sex Tracker?	discrete	character-1	0	0	-
75	<a href="#">ca_surve..</a>	Was the participant contacted and willing to be surveyed?	discrete	numeric-12.0	13	3051	-
76	<a href="#">ca_refus..</a>	Did the participant / parent / guardian refused participation?	discrete	numeric-12.0	1	3063	-
77	<a href="#">ca_resch..</a>	Reschedule next visit date	discrete	character-11	0	-	-
78	<a href="#">ca_field..</a>	Comments for Contact attempt	discrete	character-128	35	-	-

**File AHRI.DREAMS.MultiLevel.ContactAttempts.2019.v1**

#	Name	Label	Type	Format	Valid	Invalid	Question
79	<a href="#">ca_refus_..</a>	Who refuse participation?	discrete	numeric-12.0	119	2945	-
80	<a href="#">ca_refus_..</a>	Specify other person who refused participation:	discrete	character-1	0	0	-
81	<a href="#">ca_proj_..</a>	Fieldworker: Request handover of Non	discrete	numeric-12.0	1299	1765	-
82	<a href="#">ca_proj_..</a>	Select reason for non	discrete	numeric-12.0	241	2823	-
83	<a href="#">ca_proj_..</a>	Specify other reason for non	discrete	character-46	12	0	-
84	<a href="#">ca_trans_..</a>	Fieldworker: Please provide narrative	discrete	character-193	240	-	-
85	<a href="#">ca_coord_..</a>	Was this request for a Non	discrete	numeric-12.0	240	2824	-
86	<a href="#">ca_coord_..</a>	Why was this request was denied?	discrete	character-80	2	0	-
87	<a href="#">ca_prema_..</a>	Was this a Pre	discrete	numeric-12.0	674	2390	-
88	<a href="#">ca_prema_..</a>	Select reason for pre	discrete	numeric-12.0	307	2757	-
89	<a href="#">ca_prema_..</a>	Specify other reason for pre	discrete	character-16	1	0	-
90	<a href="#">ca_visit_..</a>	Visit Date	discrete	character-11	2820	-	-

**File AHRI.DREAMS.MultiLevel.ExposureToDREAMS.2019.v1**

#	Name	Label	Type	Format	Valid	Invalid	Question
1	<a href="#">project_id</a>	REDCap Project Identifier	discrete	numeric-12.0	3064	0	-
2	<a href="#">event_id</a>	REDCap Event Identifier	discrete	numeric-12.0	3064	0	-
3	<a href="#">cohort</a>	Cohort Description	discrete	character-10	3064	0	-
4	<a href="#">round</a>	Round Description	discrete	character-18	3064	0	-
5	<a href="#">IIntId</a>	Individual ID	continuous	numeric-12.0	3064	0	-
6	<a href="#">dm_aware_..</a>	Have you heard of a program called 'DREAMS'?	discrete	numeric-12.0	2395	669	-
7	<a href="#">dm_source_..</a>	From where / how did you hear about DREAMS?	discrete	numeric-12.0	11	3053	-
8	<a href="#">dm_source_..</a>	From where / how did you hear about DREAMS?	discrete	numeric-12.0	21	3043	-
9	<a href="#">dm_source_..</a>	From where / how did you hear about DREAMS?	discrete	numeric-12.0	69	2995	-
10	<a href="#">dm_source_..</a>	From where / how did you hear about DREAMS?	discrete	numeric-12.0	404	2660	-
11	<a href="#">dm_source_..</a>	From where / how did you hear about DREAMS?	discrete	numeric-12.0	11	3053	-
12	<a href="#">dm_source_..</a>	From where / how did you hear about DREAMS?	discrete	numeric-12.0	45	3019	-
13	<a href="#">dm_source_..</a>	From where / how did you hear about DREAMS?	discrete	numeric-12.0	7	3057	-
14	<a href="#">dm_source_..</a>	From where / how did you hear about DREAMS?	discrete	numeric-12.0	33	3031	-
15	<a href="#">dm_source_..</a>	From where / how did you hear about DREAMS?	discrete	numeric-12.0	494	2570	-

File AHRI.DREAMS.MultiLevel.ExposureToDREAMS.2019.v1							
#	Name	Label	Type	Format	Valid	Invalid	Question
16	<a href="#">dm_sourc_..</a>	From where / how did you hear about DREAMS?	discrete	numeric-12.0	97	2967	-
17	<a href="#">dm_sourc_..</a>	Other, please specify from where / how did you hear about DREAMS?	discrete	character-44	188	0	-
18	<a href="#">dm_invited</a>	Have you been invited to participate in any DREAMS activity or service?	discrete	numeric-12.0	1268	1796	-
19	<a href="#">dm_parti_..</a>	Have you ever participated in any DREAMS activity or service?	discrete	numeric-12.0	1270	1794	-
20	<a href="#">dm_parti_..</a>	If yes, when did you participate?	discrete	numeric-12.0	27	3037	-
21	<a href="#">dm_parti_..</a>	If yes, when did you participate?	discrete	numeric-12.0	48	3016	-
22	<a href="#">dm_parti_..</a>	If yes, when did you participate?	discrete	numeric-12.0	297	2767	-
23	<a href="#">dm_exper_..</a>	What experience(s) have you had with DREAMS?	discrete	character-74	243	0	-
24	<a href="#">dm_have_..</a>	Do you have a DREAMS identifier? It could be a reference number, ID or code?	discrete	numeric-12.0	248	2816	-
25	<a href="#">dm_lead_..</a>	I am going to ask you about programs for young girls. Many of them are about org	discrete	numeric-12.0	2393	671	-
26	<a href="#">dm_parti_..</a>	Did you participate in this service / program? Safe Spaces	discrete	numeric-12.0	448	2616	-
27	<a href="#">dm_aware_..</a>	Are you aware of the following service / program? Safe Spaces for girls/young wo	discrete	numeric-12.0	425	2639	-
28	<a href="#">dm_parti_..</a>	Did you participate in this service / program in the last 12 months? Safe Spaces	discrete	numeric-12.0	23	3041	-
29	<a href="#">dm_safes_..</a>	Was this a DREAMS service / program? Safe Spaces	discrete	numeric-12.0	8	3056	-
30	<a href="#">dm_org_s_..</a>	Where / from which organisation was it provided? Safe Spaces	discrete	numeric-12.0	8	3056	-
31	<a href="#">dm_org_s_..</a>	Please specify details of the other organization. Safe Spaces	discrete	character-9	3	0	-
32	<a href="#">dm_parti_..</a>	Did you participate in this service / program? Mentor Program	discrete	numeric-12.0	446	2618	-
33	<a href="#">dm_aware_..</a>	Are you aware of the following service / program? Mentor Program	discrete	numeric-12.0	432	2632	-

File AHRI.DREAMS.MultiLevel.ExposureToDREAMS.2019.v1							
#	Name	Label	Type	Format	Valid	Invalid	Question
34	<a href="#">dm_parti..</a>	Did you participate in this service / program in the last 12 months? Mentor Prog	discrete	numeric-12.0	14	3050	-
35	<a href="#">dm_mento..</a>	Was this a DREAMS service / program? Mentor Program	discrete	numeric-12.0	2	3062	-
36	<a href="#">dm_org_m..</a>	Where / from which organisation was it provided? Mentor Program	discrete	numeric-12.0	2	3062	-
37	<a href="#">dm_org_m..</a>	Please specify details of the other organization. Mentor Program	discrete	character-1	0	0	-
38	<a href="#">dm_parti..</a>	Did you participate in this service / program? Social Assets programs	discrete	numeric-12.0	2390	674	-
39	<a href="#">dm_aware..</a>	Are you aware of the following service / program? Social Assets programs	discrete	numeric-12.0	2327	737	-
40	<a href="#">dm_parti..</a>	Did you participate in this service / program in the last 12 months? Social Asse	discrete	numeric-12.0	58	3006	-
41	<a href="#">dm_socas..</a>	Was this a DREAMS service / program? Social Assets programs	discrete	numeric-12.0	23	3041	-
42	<a href="#">dm_org_s..</a>	Where / from which organisation was it provided? Social Assets programs	discrete	numeric-12.0	23	3041	-
43	<a href="#">dm_org_s..</a>	Please specify details of the other organization. Social Assets programs	discrete	character-8	1	0	-
44	<a href="#">dm_parti..</a>	Did you participate in this service / program? Gender norms	discrete	numeric-12.0	2391	673	-
45	<a href="#">dm_aware..</a>	Are you aware of the following service / program? Gender norms and Violence prev	discrete	numeric-12.0	2316	748	-
46	<a href="#">dm_parti..</a>	Did you participate in this service / program in the last 12 months? Gender norm	discrete	numeric-12.0	74	2990	-
47	<a href="#">dm_genor..</a>	Was this a DREAMS service / program? Gender norms	discrete	numeric-12.0	22	3042	-
48	<a href="#">dm_org_g..</a>	Where / from which organisation was it provided? Gender norms	discrete	numeric-12.0	22	3042	-
49	<a href="#">dm_org_g..</a>	Please specify details of the other organization. Gender norms	discrete	character-1	0	0	-
50	<a href="#">dm_parti..</a>	Did you participate in this service / program? Violence prevention	discrete	numeric-12.0	2391	673	-
51	<a href="#">dm_aware..</a>	Are you aware of the following service / program?	discrete	numeric-12.0	2181	883	-

File AHRI.DREAMS.MultiLevel.ExposureToDREAMS.2019.v1							
#	Name	Label	Type	Format	Valid	Invalid	Question
		Violence prevention education					
52	<a href="#">dm_parti..</a>	Did you participate in this service / program in the last 12 months? Violence pr	discrete	numeric-12.0	208	2856	-
53	<a href="#">dm_finse..</a>	Was this a DREAMS service / program? Violence prevention	discrete	numeric-12.0	152	2912	-
54	<a href="#">dm_org_f..</a>	Where / from which organisation was it provided? Violence prevention	discrete	numeric-12.0	152	2912	-
55	<a href="#">dm_org_f..</a>	Please specify details of the other organization. Violence prevention	discrete	character-19	108	0	-
56	<a href="#">dm_parti..</a>	Did you participate in this service / program? Financial literacy	discrete	numeric-12.0	2388	676	-
57	<a href="#">dm_aware..</a>	Are you aware of the following service / program? Financial literacy training	discrete	numeric-12.0	2079	985	-
58	<a href="#">dm_parti..</a>	Did you participate in this service / program in the last 12 months? Financial l	discrete	numeric-12.0	305	2759	-
59	<a href="#">dm_finsk..</a>	Was this a DREAMS service / program? Financial literacy	discrete	numeric-12.0	203	2861	-
60	<a href="#">dm_org_f..</a>	Where / from which organisation was it provided? Financial literacy	discrete	numeric-12.0	203	2861	-
61	<a href="#">dm_org_f..</a>	Please specify details of the other organization. Financial literacy	discrete	character-24	10	0	-
62	<a href="#">dm_parti..</a>	Did you participate in this service / program? Local program for caregiving	discrete	numeric-12.0	2390	674	-
63	<a href="#">dm_aware..</a>	Are you aware of the following service / program? Local program for caregiving	discrete	numeric-12.0	1736	1328	-
64	<a href="#">dm_parti..</a>	Did you participate in this service / program in the last 12 months? Local progr	discrete	numeric-12.0	644	2420	-
65	<a href="#">dm_paren..</a>	Was this a DREAMS service / program? Local program for caregiving	discrete	numeric-12.0	507	2557	-
66	<a href="#">dm_org_p..</a>	Where / from which organisation was it provided? Local program for caregiving	discrete	numeric-12.0	507	2557	-
67	<a href="#">dm_org_p..</a>	Please specify details of the other organization. Local program for caregiving	discrete	character-16	80	0	-
68	<a href="#">dm_parti..</a>	Did you participate in this service / program? HIV education	discrete	numeric-12.0	1128	1936	-

File AHRI.DREAMS.MultiLevel.ExposureToDREAMS.2019.v1							
#	Name	Label	Type	Format	Valid	Invalid	Question
69	<a href="#">dm_aware_..</a>	Are you aware of the following service / program? HIV education or Life skills	discrete	numeric-12.0	171	2893	-
70	<a href="#">dm_parti_..</a>	Did you participate in this service / program in the last 12 months? HIV educati	discrete	numeric-12.0	953	2111	-
71	<a href="#">dm_schoo_..</a>	Was this a DREAMS service / program? HIV education	discrete	numeric-12.0	870	2194	-
72	<a href="#">dm_org_s_..</a>	Where / from which organisation was it provided? HIV education	discrete	numeric-12.0	864	2200	-
73	<a href="#">dm_org_s_..</a>	Please specify details of the other organization. HIV education	discrete	character-8	4	0	-
74	<a href="#">dr_lead_..</a>	I am going to ask you questions about the different types of HIV testing program	discrete	numeric-12.0	2388	676	-
75	<a href="#">dm_parti_..</a>	Did you participate in this service / program? Facility based (PITC, VTC): where	discrete	numeric-12.0	2394	670	-
76	<a href="#">dm_aware_..</a>	Are you aware of the following service / program? Facility based (PITC, VTC): wh	discrete	numeric-12.0	752	2312	-
77	<a href="#">dm_parti_..</a>	Did you participate in this service / program in the last 12 months? Facility ba	discrete	numeric-12.0	1633	1431	-
78	<a href="#">dm_faclb_..</a>	Was this a DREAMS service / program? Facility based (PITC, VTC): where testing w	discrete	numeric-12.0	1086	1978	-
79	<a href="#">dm_org_f_..</a>	Where / from which organisation was it provided? Facility based (PITC, VTC): whe	discrete	numeric-12.0	1087	1977	-
80	<a href="#">dm_org_f_..</a>	Please specify details of the other organization. Facility based (PITC, VTC): wh	discrete	character-14	3	0	-
81	<a href="#">dm_parti_..</a>	Did you participate in this service / program? Facility based HIV testing	discrete	numeric-12.0	2388	676	-
82	<a href="#">dm_aware_..</a>	Are you aware of the following service / program? Facility based HIV testing	discrete	numeric-12.0	1036	2028	-
83	<a href="#">dm_parti_..</a>	Did you participate in this service / program in the last 12 months? Facility ba	discrete	numeric-12.0	1346	1718	-
84	<a href="#">dm_hivte_..</a>	Was this a DREAMS service / program? Facility based HIV testing	discrete	numeric-12.0	1059	2005	-
85	<a href="#">dm_org_h_..</a>	Where / from which organisation was it provided? Facility based HIV testing	discrete	numeric-12.0	1057	2007	-

File AHRI.DREAMS.MultiLevel.ExposureToDREAMS.2019.v1							
#	Name	Label	Type	Format	Valid	Invalid	Question
86	<a href="#">dm_org_h..</a>	Please specify details of the other organization. Facility based HIV testing	discrete	character-12	14	0	-
87	<a href="#">dm_parti..</a>	Did you participate in this service / program? Partner testing	discrete	numeric-12.0	2391	673	-
88	<a href="#">dm_aware..</a>	Are you aware of the following service / program? Partner testing	discrete	numeric-12.0	2138	926	-
89	<a href="#">dm_parti..</a>	Did you participate in this service / program in the last 12 months? Partner tes	discrete	numeric-12.0	246	2818	-
90	<a href="#">dm_parte..</a>	Was this a DREAMS service / program? Partner testing	discrete	numeric-12.0	173	2891	-
91	<a href="#">dm_org_p..</a>	Where / from which organisation was it provided? Partner testing	discrete	numeric-12.0	173	2891	-
92	<a href="#">dm_org_p..</a>	Please specify details of the other organization. Partner testing	discrete	character-9	1	0	-
93	<a href="#">dm_parti..</a>	Did you participate in this service / program? HIV Self testing	discrete	numeric-12.0	2395	669	-
94	<a href="#">dm_aware..</a>	Are you aware of the following service / program? HIV Self testing	discrete	numeric-12.0	2260	804	-
95	<a href="#">dm_parti..</a>	Did you participate in this service / program in the last 12 months? HIV Self te	discrete	numeric-12.0	129	2935	-
96	<a href="#">dm_selft..</a>	Was this a DREAMS service / program? HIV Self testing	discrete	numeric-12.0	119	2945	-
97	<a href="#">dm_org_s..</a>	Where / from which organisation was it provided? HIV Self testing	discrete	numeric-12.0	119	2945	-
98	<a href="#">dm_org_s..</a>	Please specify details of the other organization. HIV Self testing	discrete	character-14	5	0	-
99	<a href="#">dm_parti..</a>	Did you participate in this service / program? Services/ programs for males - Twi	discrete	numeric-12.0	1945	1119	-
100	<a href="#">dm_aware..</a>	Are you aware of the following service / program? Services/programs for males -	discrete	numeric-12.0	1876	1188	-
101	<a href="#">dm_parti..</a>	Did you participate in this service / program in the last 12 months? Services/pr	discrete	numeric-12.0	62	3002	-
102	<a href="#">dm_malet..</a>	Was this a DREAMS service / program? Services/ programs for males - Twilight HIV	discrete	numeric-12.0	44	3020	-

File AHRI.DREAMS.MultiLevel.ExposureToDREAMS.2019.v1							
#	Name	Label	Type	Format	Valid	Invalid	Question
103	<a href="#">dm_org_m..</a>	Where / from which organisation was it provided? Services/programs for males - T	discrete	numeric-12.0	44	3020	-
104	<a href="#">dm_org_m..</a>	Please specify details of the other organization. Services/ programs for males -	discrete	character-19	11	0	-
105	<a href="#">dm_parti..</a>	Did you participate in this service / program? Male circumcision (voluntary medi	discrete	numeric-12.0	1948	1116	-
106	<a href="#">dm_aware..</a>	Are you aware of the following service / program? Male circumcision (voluntary m	discrete	numeric-12.0	776	2288	-
107	<a href="#">dm_parti..</a>	Did you participate in this service / program in the last 12 months? Male circum	discrete	numeric-12.0	1167	1897	-
108	<a href="#">dm_malec..</a>	Was this a DREAMS service / program? Male circumcision (voluntary medical circum	discrete	numeric-12.0	554	2510	-
109	<a href="#">dm_org_m..</a>	Where / from which organisation was it provided? Male circumcision (voluntary me	discrete	numeric-12.0	555	2509	-
110	<a href="#">dm_org_m..</a>	Please specify details of the other organization. Male circumcision (voluntary m	discrete	character-14	25	0	-
111	<a href="#">dm_parti..</a>	Did you participate in this service / program? Condom provision	discrete	numeric-12.0	2395	669	-
112	<a href="#">dm_aware..</a>	Are you aware of the following service / program? Condom provision	discrete	numeric-12.0	1137	1927	-
113	<a href="#">dm_parti..</a>	Did you participate in this service / program in the last 12 months? Condom prov	discrete	numeric-12.0	1252	1812	-
114	<a href="#">dm_condp..</a>	Was this a DREAMS service / program? Condom provision	discrete	numeric-12.0	1097	1967	-
115	<a href="#">dm_org_c..</a>	Where / from which organisation was it provided? Condom provision	discrete	numeric-12.0	1095	1969	-
116	<a href="#">dm_org_c..</a>	Please specify details of the other organization. Condom provision	discrete	character-16	124	0	-
117	<a href="#">dm_parti..</a>	Did you participate in this service / program? Condom promotion / demonstration	discrete	numeric-12.0	2393	671	-
118	<a href="#">dm_aware..</a>	Are you aware of the following service / program? Condom promotion / demonstrati	discrete	numeric-12.0	1653	1411	-

**File AHRI.DREAMS.MultiLevel.ExposureToDREAMS.2019.v1**

#	Name	Label	Type	Format	Valid	Invalid	Question
119	<a href="#">dm_parti..</a>	Did you participate in this service / program in the last 12 months? Condom prom	discrete	numeric-12.0	736	2328	-
120	<a href="#">dm_democ..</a>	Was this a DREAMS service / program? Condom promotion / demonstration	discrete	numeric-12.0	467	2597	-
121	<a href="#">dm_org_d..</a>	Where / from which organisation was it provided? Condom promotion / demonstratio	discrete	numeric-12.0	466	2598	-
122	<a href="#">dm_org_d..</a>	Please specify details of the other organization. Condom promotion / demonstrati	discrete	character-15	7	0	-
123	<a href="#">dm_parti..</a>	Did you participate in this service / program? Adolescent friendly services	discrete	numeric-12.0	2393	671	-
124	<a href="#">dm_aware..</a>	Are you aware of the following service / program? Adolescent friendly services	discrete	numeric-12.0	2135	929	-
125	<a href="#">dm_parti..</a>	Did you participate in this service / program in the last 12 months? Adolescent	discrete	numeric-12.0	251	2813	-
126	<a href="#">dm_adolf..</a>	Was this a DREAMS service / program? Adolescent friendly services	discrete	numeric-12.0	165	2899	-
127	<a href="#">dm_org_a..</a>	Where / from which organisation was it provided? Adolescent friendly services	discrete	numeric-12.0	165	2899	-
128	<a href="#">dm_org_a..</a>	Please specify details of the other organization. Adolescent friendly services	discrete	character-9	2	0	-
129	<a href="#">dm_parti..</a>	Did you participate in this service / program? Contraception / family planning	discrete	numeric-12.0	2390	674	-
130	<a href="#">dm_aware..</a>	Are you aware of the following service / program? Counselling and provision of c	discrete	numeric-12.0	1861	1203	-
131	<a href="#">dm_parti..</a>	Did you participate in this service / program in the last 12 months? Contracepti	discrete	numeric-12.0	525	2539	-
132	<a href="#">dm_couns..</a>	Was this a DREAMS service / program? Contraception / family planning	discrete	numeric-12.0	442	2622	-
133	<a href="#">dm_org_c..</a>	Where / from which organisation was it provided? Contraception / family planning	discrete	numeric-12.0	442	2622	-
134	<a href="#">dm_org_c..</a>	Please specify details of the other organization. Contraception / family plannin	discrete	character-6	2	0	-

File AHRI.DREAMS.MultiLevel.ExposureToDREAMS.2019.v1							
#	Name	Label	Type	Format	Valid	Invalid	Question
135	<a href="#">dm_parti..</a>	Did you participate in this service / program? STI screening and treatment	discrete	numeric-12.0	2394	670	-
136	<a href="#">dm_aware..</a>	Are you aware of the following service / program? STI screening and treatment	discrete	numeric-12.0	2068	996	-
137	<a href="#">dm_parti..</a>	Did you participate in this service / program in the last 12 months? STI screeni	discrete	numeric-12.0	325	2739	-
138	<a href="#">dm_stise..</a>	Was this a DREAMS service / program? STI screening and treatment	discrete	numeric-12.0	248	2816	-
139	<a href="#">dm_org_s..</a>	Where / from which organisation was it provided? STI screening and treatment	discrete	numeric-12.0	248	2816	-
140	<a href="#">dm_org_s..</a>	Please specify details of the other organization. STI screening and treatment	discrete	character-4	1	0	-
141	<a href="#">dm_parti..</a>	Did you participate in this service / program? Linkage into ART	discrete	numeric-12.0	2392	672	-
142	<a href="#">dm_aware..</a>	Are you aware of the following service / program? Linkage into ART	discrete	numeric-12.0	2304	760	-
143	<a href="#">dm_parti..</a>	Did you participate in this service / program in the last 12 months? Linkage int	discrete	numeric-12.0	84	2980	-
144	<a href="#">dm_pepse..</a>	Was this a DREAMS service / program? Linkage into ART	discrete	numeric-12.0	69	2995	-
145	<a href="#">dm_org_p..</a>	Where / from which organisation was it provided? Linkage into ART	discrete	numeric-12.0	70	2994	-
146	<a href="#">dm_org_p..</a>	Please specify details of the other organization. Linkage into ART	discrete	character-8	1	0	-
147	<a href="#">dm_parti..</a>	Did you participate in this service / program? Emergency contraception	discrete	numeric-12.0	445	2619	-
148	<a href="#">dm_aware..</a>	Are you aware of the following service / program? Emergency contraception	discrete	numeric-12.0	357	2707	-
149	<a href="#">dm_parti..</a>	Did you participate in this service / program in the last 12 months? Emergency c	discrete	numeric-12.0	88	2976	-
150	<a href="#">dm_emerc..</a>	Was this a DREAMS service / program? Emergency contraception	discrete	numeric-12.0	54	3010	-
151	<a href="#">dm_org_e..</a>	Where / from which organisation was it provided? Emergency contraception	discrete	numeric-12.0	54	3010	-
152	<a href="#">dm_org_e..</a>	Please specify details of the other organization. Emergency contraception	discrete	character-9	3	0	-

File AHRI.DREAMS.MultiLevel.ExposureToDREAMS.2019.v1							
#	Name	Label	Type	Format	Valid	Invalid	Question
153	<a href="#">dm_parti..</a>	Did you participate in this service / program? Services after an experience of v	discrete	numeric-12.0	2390	674	-
154	<a href="#">dm_aware..</a>	Are you aware of the following service / program? Services after an experience o	discrete	numeric-12.0	2157	907	-
155	<a href="#">dm_parti..</a>	Did you participate in this service / program in the last 12 months? Services af	discrete	numeric-12.0	228	2836	-
156	<a href="#">dm_postv..</a>	Was this a DREAMS service / program? Services after an experience of violence	discrete	numeric-12.0	136	2928	-
157	<a href="#">dm_org_p..</a>	Where / from which organisation was it provided? Services after an experience of	discrete	numeric-12.0	136	2928	-
158	<a href="#">dm_org_p..</a>	Please specify details of the other organization. Services after an experience o	discrete	character-35	64	0	-
159	<a href="#">dm_parti..</a>	Did you participate in this service / program? Cash transfer to family	discrete	numeric-12.0	2392	672	-
160	<a href="#">dm_aware..</a>	Are you aware of the following service / program? Cash transfer to family	discrete	numeric-12.0	652	2412	-
161	<a href="#">dm_parti..</a>	Did you participate in this service / program in the last 12 months? Cash transf	discrete	numeric-12.0	1737	1327	-
162	<a href="#">dm_casht..</a>	Was this a DREAMS service / program? Cash transfer to family	discrete	numeric-12.0	1122	1942	-
163	<a href="#">dm_org_c..</a>	Where / from which organisation was it provided? Cash transfer to family	discrete	numeric-12.0	1114	1950	-
164	<a href="#">dm_org_c..</a>	Please specify details of the other organization. Cash transfer to family	discrete	character-13	8	0	-
165	<a href="#">dm_parti..</a>	Have you participated in the following service/program? Thetha Nami / Peer Navig	discrete	numeric-12.0	2392	672	-
166	<a href="#">dm_aware..</a>	If no, have you heard of it/are you aware of it?	discrete	numeric-12.0	2277	787	-
167	<a href="#">dm_parti..</a>	Did you use/ participate in the service in the past 12 months?	discrete	numeric-12.0	115	2949	-
168	<a href="#">dm_theth..</a>	When you used the service in the last 12 months, was it a 'DREAMS' program?	discrete	numeric-12.0	105	2959	-
169	<a href="#">dm_org_t..</a>	Where / from which organisation was it provided?	discrete	numeric-12.0	105	2959	-
170	<a href="#">dm_org_t..</a>	Please specify details of the other organization	discrete	character-5	4	0	-

File AHRI.DREAMS.MultiLevel.ExposureToShuga.2019.v1							
#	Name	Label	Type	Format	Valid	Invalid	Question
1	<a href="#">project_id</a>	REDCap Project Identifier	discrete	numeric-12.0	3064	0	-
2	<a href="#">event_id</a>	REDCap Event Identifier	discrete	numeric-12.0	3064	0	-
3	<a href="#">cohort</a>	Cohort Description	discrete	character-10	3064	0	-
4	<a href="#">round</a>	Round Description	discrete	character-18	3064	0	-
5	<a href="#">IintId</a>	Individual ID	continuous	numeric-12.0	3064	0	-
6	<a href="#">ms_house_..</a>	Do you/your household own a TV?	discrete	numeric-12.0	2395	669	-
7	<a href="#">ms_watch_..</a>	How often do you watch TV?	discrete	numeric-12.0	2395	669	-
8	<a href="#">ms_watch_..</a>	Where do you usually (by usually we mean mostly, or commonly, or regularly) watc	discrete	numeric-12.0	2152	912	-
9	<a href="#">ms_watch_..</a>	Please specify details on the other places where you watch TV	discrete	character-21	17	0	-
10	<a href="#">ms_cntrl_..</a>	If at home - Who has more control over the television remote or have more say ab	discrete	numeric-12.0	2128	936	-
11	<a href="#">ms_cntrl_..</a>	Please specify details on the other person who has control of the TV remote at h	discrete	character-64	570	0	-
12	<a href="#">ms_ever_..</a>	Have you ever watched MTV Shuga?	discrete	numeric-12.0	2395	669	-
13	<a href="#">ms_ever_..</a>	If no - have you heard of it?	discrete	numeric-12.0	2277	787	-
14	<a href="#">ms_ever_..</a>	If yes, from where/who?	discrete	numeric-12.0	114	2950	-
15	<a href="#">ms_ever_..</a>	Please specify details on the other source where you have watched Shuga	discrete	character-6	1	0	-
16	<a href="#">ms_which_..</a>	Which country series did you watch?	discrete	numeric-12.0	115	2949	-
17	<a href="#">ms_which_..</a>	Please specify details on the other series of MTV Shugat that you have watched	discrete	character-1	0	0	-
18	<a href="#">ms_num_t_..</a>	How many times did you watch MTV Shuga the South African season?	discrete	numeric-12.0	41	3023	-
19	<a href="#">ms_knowl_..</a>	Did Ipeleng take the money that Rakeem offered her to pay her rent?	discrete	numeric-12.0	41	3023	-
20	<a href="#">ms_knowl_..</a>	Did Bongsi and Coalstove have an HIV test together?	discrete	numeric-12.0	41	3023	-
21	<a href="#">ms_knowl_..</a>	Did Sol buy Tsholofela a smartphone and clothes to have sex with her?	discrete	numeric-12.0	41	3023	-
22	<a href="#">ms_knowl_..</a>	Did Sol beat Tsholofela?	discrete	numeric-12.0	41	3023	-
23	<a href="#">ms_knowl_..</a>	Did Zamo take her small son with her to the pub because she like partying?	discrete	numeric-12.0	41	3023	-
24	<a href="#">ms_knowl_..</a>	Did Khensani have a relationship with her teacher?	discrete	numeric-12.0	41	3023	-

File AHRI.DREAMS.MultiLevel.ExposureToShuga.2019.v1							
#	Name	Label	Type	Format	Valid	Invalid	Question
25	<a href="#">ms_knowl..</a>	Will Khensani be able to have children again in the future?	discrete	numeric-12.0	41	3023	-
26	<a href="#">ms_knowl..</a>	Did Femi ask Sheila to take PreP to reduce the risk of him infecting her?	discrete	numeric-12.0	41	3023	-
27	<a href="#">ms_knowl..</a>	Was Reggie beaten up by his friend Q for being gay?	discrete	numeric-12.0	41	3023	-
28	<a href="#">ms_knowl..</a>	Did Ipeleng get a bursary to go to university?	discrete	numeric-12.0	41	3023	-
29	<a href="#">ms_knowl..</a>	Did Sheila refuse Femi's proposal to marry him?	discrete	numeric-12.0	41	3023	-
30	<a href="#">ms_knowl..</a>	Did Sizwe try to force himself on Zamo because he thought she slept with every g	discrete	numeric-12.0	40	3024	-
31	<a href="#">ms_knowl..</a>	Did Bongi and Coalstove get back together again?	discrete	numeric-12.0	41	3023	-
32	<a href="#">ms_knowl..</a>	Did the nurse at the clinic advise Bongi not to use an IUD as an on-going contra	discrete	numeric-12.0	41	3023	-
33	<a href="#">ms_knowl..</a>	Did one of Zamo's boyfriends remove the condom without Zamo knowing while they w	discrete	numeric-12.0	41	3023	-
34	<a href="#">ms_talke..</a>	Have you talked to anyone about MTV Shuga?	discrete	numeric-12.0	41	3023	-
35	<a href="#">ms_talke..</a>	If yes, to who?	discrete	numeric-12.0	8	3056	-
36	<a href="#">ms_talke..</a>	If yes, to who?	discrete	numeric-12.0	3	3061	-
37	<a href="#">ms_talke..</a>	If yes, to who?	discrete	numeric-12.0	1	3063	-
38	<a href="#">ms_talke..</a>	If yes, to who?	discrete	numeric-12.0	1	3063	-
39	<a href="#">ms_gbv_r..</a>	Did watching Shuga make you more willing to: Report GBV?	discrete	numeric-12.0	115	2949	-
40	<a href="#">ms_gbv_t..</a>	Did watching Shuga make you more willing to: Talk about it?	discrete	numeric-12.0	114	2950	-
41	<a href="#">ms_gbv_r..</a>	Did watching Shuga make you more willing to: Help refer affected people for help	discrete	numeric-12.0	115	2949	-
42	<a href="#">ms_gbv_h..</a>	Did watching Shuga make you more willing to: Help do something to stop it?	discrete	numeric-12.0	114	2950	-
43	<a href="#">ms_gbv_i..</a>	Did watching Shuga make you more willing to: Involve family?	discrete	numeric-12.0	115	2949	-
44	<a href="#">ms_behav..</a>	Did watching Shuga make you more willing to: Ask your partner to use condom?	discrete	numeric-12.0	115	2949	-
45	<a href="#">ms_behav..</a>	Did watching Shuga make you more willing to: Go for an HIV test?	discrete	numeric-12.0	115	2949	-

File AHRI.DREAMS.MultiLevel.ExposureToShuga.2019.v1							
#	Name	Label	Type	Format	Valid	Invalid	Question
46	<a href="#">ms_behav_..</a>	Did watching Shuga make you more willing to: Help someone who is HIV positive?	discrete	numeric-12.0	115	2949	-
47	<a href="#">ms_inten_..</a>	After watching MTV Shuga did you feel like you needed to have an HIV test?	discrete	numeric-12.0	115	2949	-
48	<a href="#">ms_inten_..</a>	After watching MTV Shuga did you feel like you needed to start using contracepti	discrete	numeric-12.0	115	2949	-
49	<a href="#">ms_inten_..</a>	After watching MTV Shuga did you feel like you needed to practise safer sex (Or	discrete	numeric-12.0	115	2949	-
50	<a href="#">ms_inten_..</a>	After watching MTV Shuga did you feel like you needed to start using PreP?	discrete	numeric-12.0	115	2949	-
51	<a href="#">ms_chari_..</a>	Did you have any favorite character in MTV Shuga Down South?	discrete	numeric-12.0	41	3023	-
52	<a href="#">ms_chari_..</a>	Did you have a character that you related to?	discrete	numeric-12.0	41	3023	-
53	<a href="#">ms_chari_..</a>	Who was the character that you related to?	discrete	numeric-12.0	9	3055	-
54	<a href="#">ms_chari_..</a>	Please specify details on the other favorite character you had	discrete	character-1	0	0	-
55	<a href="#">ms_socm_..</a>	What is your favorite social media platform for messaging?	discrete	numeric-12.0	2394	670	-
56	<a href="#">ms_socm_..</a>	Please specify details on the other favorite media platform	discrete	character-32	30	0	-
57	<a href="#">ms_socm_..</a>	What do you use your mobile phone for?	discrete	numeric-12.0	1914	1150	-
58	<a href="#">ms_socm_..</a>	What do you use your mobile phone for?	discrete	numeric-12.0	1066	1998	-
59	<a href="#">ms_socm_..</a>	What do you use your mobile phone for?	discrete	numeric-12.0	798	2266	-
60	<a href="#">ms_socm_..</a>	What do you use your mobile phone for?	discrete	numeric-12.0	370	2694	-
61	<a href="#">ms_socm_..</a>	What do you use your mobile phone for?	discrete	numeric-12.0	1467	1597	-
62	<a href="#">ms_socm_..</a>	What do you use your mobile phone for?	discrete	numeric-12.0	286	2778	-
63	<a href="#">ms_socm_..</a>	What do you use your mobile phone for?	discrete	numeric-12.0	698	2366	-
64	<a href="#">ms_socm_..</a>	What do you use your mobile phone for?	discrete	numeric-12.0	255	2809	-
65	<a href="#">ms_socm_..</a>	What do you use your mobile phone for?	discrete	numeric-12.0	1	3063	-
66	<a href="#">ms_socm_..</a>	What do you use your mobile phone for?	discrete	numeric-12.0	209	2855	-

File AHRI.DREAMS.MultiLevel.ExposureToShuga.2019.v1							
#	Name	Label	Type	Format	Valid	Invalid	Question
67	<a href="#">ms_socm_..</a>	Specify other uses of your mobile phone	discrete	character-38	208	0	-
68	<a href="#">ms_know_..</a>	Which method do you use/ have you used to avoid getting HIV?	discrete	numeric-12.0	9	3055	-
69	<a href="#">ms_know_..</a>	Which method do you use/ have you used to avoid getting HIV?	discrete	numeric-12.0	1333	1731	-
70	<a href="#">ms_know_..</a>	Which method do you use/ have you used to avoid getting HIV?	discrete	numeric-12.0	1	3063	-
71	<a href="#">ms_know_..</a>	Which method do you use/ have you used to avoid getting HIV?	discrete	numeric-12.0	331	2733	-
72	<a href="#">ms_know_..</a>	Which method do you use/ have you used to avoid getting HIV?	discrete	numeric-12.0	591	2473	-
73	<a href="#">ms_know_..</a>	Which method do you use/ have you used to avoid getting HIV?	discrete	numeric-12.0	8	3056	-
74	<a href="#">ms_know_..</a>	Please specify details on the other method to avoid getting HIV	discrete	character-39	9	0	-
75	<a href="#">ms_stigm_..</a>	Would you be willing to be in a romantic relationship with someone who is HIV+?	discrete	numeric-12.0	2395	669	-
76	<a href="#">ms_stigm_..</a>	Would you support a friend or romantic partner with HIV by going to an HIV suppo	discrete	numeric-12.0	2395	669	-
77	<a href="#">ms_stigm_..</a>	Do you think your community would judge negatively men and women in same-sex rel	discrete	numeric-12.0	2395	669	-

File AHRI.DREAMS.MultiLevel.IndivEduEcoNutritionSituation.2019.v1							
#	Name	Label	Type	Format	Valid	Invalid	Question
1	<a href="#">project_id</a>	REDCap Project Identifier	discrete	numeric-12.0	3064	0	-
2	<a href="#">event_id</a>	REDCap Event Identifier	discrete	numeric-12.0	3064	0	-
3	<a href="#">cohort</a>	Cohort Description	discrete	character-10	3064	0	-
4	<a href="#">round</a>	Round Description	discrete	character-18	3064	0	-
5	<a href="#">IintId</a>	Individual ID	continuous	numeric-12.0	3064	0	-
6	<a href="#">ie_insch_..</a>	Are you currently still in school?	discrete	numeric-12.0	2395	669	-
7	<a href="#">ie_prev_..</a>	Where you still in school the last time we saw you?	discrete	numeric-12.0	1429	1635	-
8	<a href="#">ie_schoo_..</a>	In which grade are you? (Grade 1	continuous	numeric-12.0	1127	1937	-
9	<a href="#">ie_daysa_..</a>	How many days were you absent from school?	continuous	numeric-12.0	1127	1937	-

**File AHRI.DREAMS.MultiLevel.IndivEduEcoNutritionSituation.2019.v1**

#	Name	Label	Type	Format	Valid	Invalid	Question
10	<a href="#">ie_schab..</a>	What were the main reasons why you were absent? [Don't read responses. Select al	discrete	numeric-12.0	255	2809	-
11	<a href="#">ie_schab..</a>	What were the main reasons why you were absent? [Don't read responses. Select al	discrete	numeric-12.0	32	3032	-
12	<a href="#">ie_schab..</a>	What were the main reasons why you were absent? [Don't read responses. Select al	discrete	numeric-12.0	4	3060	-
13	<a href="#">ie_schab..</a>	What were the main reasons why you were absent? [Don't read responses. Select al	discrete	numeric-12.0	106	2958	-
14	<a href="#">ie_schab..</a>	What were the main reasons why you were absent? [Don't read responses. Select al	discrete	numeric-12.0	24	3040	-
15	<a href="#">ie_schab..</a>	What were the main reasons why you were absent? [Don't read responses. Select al	discrete	numeric-12.0	37	3027	-
16	<a href="#">ie_schab..</a>	What were the main reasons why you were absent? [Don't read responses. Select al	discrete	numeric-12.0	8	3056	-
17	<a href="#">ie_schab..</a>	What were the main reasons why you were absent? [Don't read responses. Select al	discrete	numeric-12.0	26	3038	-
18	<a href="#">ie_schab..</a>	What were the main reasons why you were absent? [Don't read responses. Select al	discrete	numeric-12.0	23	3041	-
19	<a href="#">ie_schab..</a>	What were the main reasons why you were absent? [Don't read responses. Select al	discrete	numeric-12.0	8	3056	-
20	<a href="#">ie_schab..</a>	What were the main reasons why you were absent? [Don't read responses. Select al	discrete	numeric-12.0	1	3063	-
21	<a href="#">ie_schab..</a>	What were the main reasons why you were absent? [Don't read responses. Select al	discrete	numeric-12.0	35	3029	-
22	<a href="#">ie_abssc..</a>	Please specify the other reasons for being absent	discrete	character-59	42	0	-
23	<a href="#">ie_reas..</a>	What were the main reasons you left school?	discrete	numeric-12.0	0	3064	-
24	<a href="#">ie_reas..</a>	Please specify the other reasons for leaving school	discrete	character-1	0	0	-
25	<a href="#">ie_mainr..</a>	Which of the reasons you have given was the most important reason for leaving sc	discrete	numeric-12.0	0	3064	-
26	<a href="#">ie_highl..</a>	What is your highest level of education achieved / qualification ('attainment')	discrete	numeric-12.0	1266	1798	-
27	<a href="#">ie_emplo..</a>	Are you currently in full	discrete	numeric-12.0	2395	669	-
28	<a href="#">ie_othin..</a>	Do you have any other source of income?	discrete	numeric-12.0	2395	669	-

**File AHRI.DREAMS.MultiLevel.IndivEduEcoNutritionSituation.2019.v1**

#	Name	Label	Type	Format	Valid	Invalid	Question
29	<a href="#">ie_incom..</a>	What Other sources of income do you have?	discrete	character-39	238	0	-
30	<a href="#">ie_grant..</a>	Do you receive any Government Grant for yourself? Please specify the types of gr	discrete	numeric-12.0	312	2752	-
31	<a href="#">ie_grant..</a>	Do you receive any Government Grant for yourself? Please specify the types of gr	discrete	numeric-12.0	1228	1836	-
32	<a href="#">ie_grant..</a>	Do you receive any Government Grant for yourself? Please specify the types of gr	discrete	numeric-12.0	18	3046	-
33	<a href="#">ie_grant..</a>	Do you receive any Government Grant for yourself? Please specify the types of gr	discrete	numeric-12.0	15	3049	-
34	<a href="#">ie_grant..</a>	Do you receive any Government Grant for yourself? Please specify the types of gr	discrete	numeric-12.0	546	2518	-
35	<a href="#">ie_grant..</a>	Do you receive any Government Grant for yourself? Please specify the types of gr	discrete	numeric-12.0	4	3060	-
36	<a href="#">ie_grant..</a>	Do you receive any Government Grant for yourself? Please specify the types of gr	discrete	numeric-12.0	4	3060	-
37	<a href="#">ie_grant..</a>	Do you receive any Government Grant for yourself? Please specify the types of gr	discrete	numeric-12.0	23	3041	-
38	<a href="#">ie_grant..</a>	Please specify information on the other grant/s	discrete	character-118	4	-	-
39	<a href="#">ie_chore..</a>	Hours spent on chores [0.5, 1	continuous	numeric-10.0	2070	994	-
40	<a href="#">ie_chore..</a>	Are you willing to share how much time did you spend doing household chores, suc	discrete	numeric-12.0	324	2740	-
41	<a href="#">ie_items..</a>	A blanket	discrete	numeric-12.0	2395	669	-
42	<a href="#">ie_items..</a>	A pair of shoes	discrete	numeric-12.0	2395	669	-
43	<a href="#">ie_items..</a>	School uniform	discrete	numeric-12.0	1127	1937	-
44	<a href="#">ie_items..</a>	Two sets of clothes (other than uniform)	discrete	numeric-12.0	2395	669	-
45	<a href="#">ie_items..</a>	A school bag	discrete	numeric-12.0	1127	1937	-
46	<a href="#">ie_items..</a>	Some jewelry	discrete	numeric-12.0	2395	669	-
47	<a href="#">ie_items..</a>	Hair clips/ribbons	discrete	numeric-12.0	448	2616	-
48	<a href="#">ie_items..</a>	A mobile telephone	discrete	numeric-12.0	2395	669	-
49	<a href="#">ie_items..</a>	A clock or a wrist watch	discrete	numeric-12.0	2395	669	-
50	<a href="#">ie_items..</a>	A bicycle	discrete	numeric-12.0	2395	669	-

**File AHRI.DREAMS.MultiLevel.IndivEduEcoNutritionSituation.2019.v1**

#	Name	Label	Type	Format	Valid	Invalid	Question
51	<a href="#">ie_daily..</a>	In the last one year, did you spend any money on your daily needs, other odds an	discrete	numeric-12.0	2395	669	-
52	<a href="#">ie_daily..</a>	In the last one year, when you spent money on your daily needs, other odds and e	discrete	numeric-12.0	438	2626	-
53	<a href="#">ie_daily..</a>	In the last one year, when you spent money on your daily needs, other odds and e	discrete	numeric-12.0	58	3006	-
54	<a href="#">ie_daily..</a>	In the last one year, when you spent money on your daily needs, other odds and e	discrete	numeric-12.0	2	3062	-
55	<a href="#">ie_daily..</a>	In the last one year, when you spent money on your daily needs, other odds and e	discrete	numeric-12.0	226	2838	-
56	<a href="#">ie_daily..</a>	In the last one year, when you spent money on your daily needs, other odds and e	discrete	numeric-12.0	17	3047	-
57	<a href="#">ie_daily..</a>	In the last one year, when you spent money on your daily needs, other odds and e	discrete	numeric-12.0	150	2914	-
58	<a href="#">ie_daily..</a>	In the last one year, when you spent money on your daily needs, other odds and e	discrete	numeric-12.0	528	2536	-
59	<a href="#">ie_daily..</a>	In the last one year, when you spent money on your daily needs, other odds and e	discrete	numeric-12.0	217	2847	-
60	<a href="#">ie_daily..</a>	In the last one year, when you spent money on your daily needs, other odds and e	discrete	numeric-12.0	8	3056	-
61	<a href="#">ie_daily..</a>	In the last one year, when you spent money on your daily needs, other odds and e	discrete	numeric-12.0	145	2919	-
62	<a href="#">ie_daily..</a>	In the last one year, when you spent money on your daily needs, other odds and e	discrete	numeric-12.0	132	2932	-
63	<a href="#">ie_daily..</a>	In the last one year, when you spent money on your daily needs, other odds and e	discrete	numeric-12.0	95	2969	-
64	<a href="#">ie_daily..</a>	In the last one year, when you spent money on your daily needs, other odds and e	discrete	numeric-12.0	5	3059	-
65	<a href="#">ie_daily..</a>	In the last one year, when you spent money on your daily needs, other odds and e	discrete	numeric-12.0	34	3030	-
66	<a href="#">ie_daily..</a>	Please specify other source of money	discrete	character-62	42	0	-
67	<a href="#">ie_spent..</a>	What did you typically spend money on, in the past year?	discrete	numeric-12.0	37	3027	-
68	<a href="#">ie_spent..</a>	What did you typically spend money on, in the past year?	discrete	numeric-12.0	445	2619	-
69	<a href="#">ie_spent..</a>	What did you typically spend money on, in the past year?	discrete	numeric-12.0	36	3028	-

File AHRI.DREAMS.MultiLevel.IndivEduEcoNutritionSituation.2019.v1							
#	Name	Label	Type	Format	Valid	Invalid	Question
70	<a href="#">ie_spent..</a>	What did you typically spend money on, in the past year?	discrete	numeric-12.0	385	2679	-
71	<a href="#">ie_spent..</a>	What did you typically spend money on, in the past year?	discrete	numeric-12.0	15	3049	-
72	<a href="#">ie_spent..</a>	What did you typically spend money on, in the past year?	discrete	numeric-12.0	54	3010	-
73	<a href="#">ie_spent..</a>	What did you typically spend money on, in the past year?	discrete	numeric-12.0	1114	1950	-
74	<a href="#">ie_spent..</a>	What did you typically spend money on, in the past year?	discrete	numeric-12.0	1056	2008	-
75	<a href="#">ie_spent..</a>	What did you typically spend money on, in the past year?	discrete	numeric-12.0	17	3047	-
76	<a href="#">ie_spent..</a>	What did you typically spend money on, in the past year?	discrete	numeric-12.0	67	2997	-
77	<a href="#">ie_spent..</a>	What did you typically spend money on, in the past year?	discrete	numeric-12.0	78	2986	-
78	<a href="#">ie_spent..</a>	What did you typically spend money on, in the past year?	discrete	numeric-12.0	290	2774	-
79	<a href="#">ie_spent..</a>	Please specify details on other items you spend money on	discrete	character-43	319	0	-
80	<a href="#">ie_spent..</a>	Who decides what you spend money on?	discrete	numeric-12.0	1753	1311	-
81	<a href="#">ie_spent..</a>	Please specify details on other person who decide how you are spending your mone	discrete	character-15	9	0	-
82	<a href="#">ie_saved..</a>	In the past twelve months, have you saved, or put money aside to use at a later	discrete	numeric-12.0	2395	669	-
83	<a href="#">ie_acces..</a>	Do you have control over these savings? (i.e., Where and how they are stored, an	discrete	numeric-12.0	721	2343	-
84	<a href="#">ie_savin..</a>	What are you saving for? [Do not read from list]	discrete	numeric-12.0	336	2728	-
85	<a href="#">ie_savin..</a>	What are you saving for? [Do not read from list]	discrete	numeric-12.0	1	3063	-
86	<a href="#">ie_savin..</a>	What are you saving for? [Do not read from list]	discrete	numeric-12.0	8	3056	-
87	<a href="#">ie_savin..</a>	What are you saving for? [Do not read from list]	discrete	numeric-12.0	4	3060	-
88	<a href="#">ie_savin..</a>	What are you saving for? [Do not read from list]	discrete	numeric-12.0	10	3054	-
89	<a href="#">ie_savin..</a>	What are you saving for? [Do not read from list]	discrete	numeric-12.0	1	3063	-
90	<a href="#">ie_savin..</a>	What are you saving for? [Do not read from list]	discrete	numeric-12.0	443	2621	-
91	<a href="#">ie_savin..</a>	What are you saving for? [Do not read from list]	discrete	numeric-12.0	60	3004	-
92	<a href="#">ie_savin..</a>	What are you saving for? [Do not read from list]	discrete	numeric-12.0	26	3038	-

**File AHRI.DREAMS.MultiLevel.IndivEduEcoNutritionSituation.2019.v1**

#	Name	Label	Type	Format	Valid	Invalid	Question
93	<a href="#">ie_savin..</a>	What are you saving for? [Do not read from list]	discrete	numeric-12.0	14	3050	-
94	<a href="#">ie_savin..</a>	What are you saving for? [Do not read from list]	discrete	numeric-12.0	36	3028	-
95	<a href="#">ie_savin..</a>	What are you saving for? [Do not read from list]	discrete	numeric-12.0	17	3047	-
96	<a href="#">ie_savin..</a>	What are you saving for? [Do not read from list]	discrete	numeric-12.0	4	3060	-
97	<a href="#">ie_savin..</a>	What are you saving for? [Do not read from list]	discrete	numeric-12.0	131	2933	-
98	<a href="#">ie_savin..</a>	What are you saving for? [Do not read from list]	discrete	character-2	23	0	-
99	<a href="#">ie_savin..</a>	Please specify details on what other things you are saving for	discrete	character-21	24	0	-
100	<a href="#">ie_has_b..</a>	Do you have such a plan?	discrete	numeric-12.0	2395	669	-
101	<a href="#">ie_has_w..</a>	Is your plan written down?	discrete	numeric-12.0	232	2832	-
102	<a href="#">ie_follo..</a>	Would you say that you follow your plan all of the time, some of the time, rarel	discrete	numeric-12.0	232	2832	-
103	<a href="#">ie_budge..</a>	What would you call that kind of plan?	discrete	numeric-12.0	184	2880	-
104	<a href="#">ie_budge..</a>	What would you call that kind of plan?	discrete	numeric-12.0	30	3034	-
105	<a href="#">ie_budge..</a>	What would you call that kind of plan?	discrete	numeric-12.0	4	3060	-
106	<a href="#">ie_budge..</a>	What would you call that kind of plan?	discrete	numeric-12.0	1	3063	-
107	<a href="#">ie_budge..</a>	What would you call that kind of plan?	discrete	numeric-12.0	6	3058	-
108	<a href="#">ie_wayof..</a>	What are the ways you are saving your money?	discrete	numeric-12.0	394	2670	-
109	<a href="#">ie_wayof..</a>	What are the ways you are saving your money?	discrete	numeric-12.0	54	3010	-
110	<a href="#">ie_wayof..</a>	What are the ways you are saving your money?	discrete	numeric-12.0	101	2963	-
111	<a href="#">ie_wayof..</a>	What are the ways you are saving your money?	discrete	numeric-12.0	171	2893	-
112	<a href="#">ie_wayof..</a>	What are the ways you are saving your money?	discrete	numeric-12.0	3	3061	-
113	<a href="#">ie_wayof..</a>	What are the ways you are saving your money?	discrete	numeric-12.0	21	3043	-
114	<a href="#">ie_wayof..</a>	What are the ways you are saving your money?	discrete	numeric-12.0	28	3036	-
115	<a href="#">ie_wayof..</a>	What are the ways you are saving your money?	discrete	numeric-12.0	2	3062	-
116	<a href="#">ie_wayof..</a>	What are the ways you are saving your money?	discrete	numeric-12.0	1	3063	-

**File AHRI.DREAMS.MultiLevel.IndivEduEcoNutritionSituation.2019.v1**

#	Name	Label	Type	Format	Valid	Invalid	Question
117	<a href="#">ie_rich_..</a>	Do you agree or disagree with the following statement: "Only people with a lot o	discrete	numeric-12.0	2392	672	-
118	<a href="#">ie_do_re_..</a>	When there are weeks when you have met all your basic needs and at the end of th	discrete	numeric-12.0	2395	669	-
119	<a href="#">ie_do_re_..</a>	Please specify other things that you do with the money	discrete	character-40	40	0	-
120	<a href="#">ie_foodf_..</a>	In the last 12 months did you or any other individuals in your household ever cu	discrete	numeric-12.0	2395	669	-
121	<a href="#">ie_foodf_..</a>	How often did this happen?	discrete	numeric-12.0	625	2439	-

**File AHRI.DREAMS.MultiLevel.IndivGeneralHealth.2019.v1**

#	Name	Label	Type	Format	Valid	Invalid	Question
1	<a href="#">project_id</a>	REDCap Project Identifier	discrete	numeric-12.0	3064	0	-
2	<a href="#">event_id</a>	REDCap Event Identifier	discrete	numeric-12.0	3064	0	-
3	<a href="#">cohort</a>	Cohort Description	discrete	character-10	3064	0	-
4	<a href="#">round</a>	Round Description	discrete	character-18	3064	0	-
5	<a href="#">IIntId</a>	Individual ID	continuous	numeric-12.0	3064	0	-
6	<a href="#">hq_hiv_g_..</a>	Would you be able to get a HIV test if you wanted one?	discrete	numeric-12.0	2395	669	-
7	<a href="#">hq_hiv_k_..</a>	Do you think that it is important for people to know their status?	discrete	numeric-12.0	2395	669	-
8	<a href="#">hq_hiv_i_..</a>	Why is it important to be HIV tested?	discrete	numeric-12.0	1894	1170	-
9	<a href="#">hq_hiv_i_..</a>	Why is it important to be HIV tested?	discrete	numeric-12.0	592	2472	-
10	<a href="#">hq_hiv_i_..</a>	Why is it important to be HIV tested?	discrete	numeric-12.0	237	2827	-
11	<a href="#">hq_hiv_i_..</a>	Why is it important to be HIV tested?	discrete	numeric-12.0	433	2631	-
12	<a href="#">hq_hiv_i_..</a>	Why is it important to be HIV tested?	discrete	numeric-12.0	289	2775	-
13	<a href="#">hq_hiv_i_..</a>	Please specify detail on the other reason you think it is important to get teste	discrete	character-79	336	0	-
14	<a href="#">hq_recv_..</a>	Have you ever received a test result for HIV?	discrete	numeric-12.0	2395	669	-
15	<a href="#">hq_reas_..</a>	If No, why have you not tested?	discrete	numeric-12.0	233	2831	-
16	<a href="#">hq_reas_..</a>	Please specify detail on the other reason why you did not get tested	discrete	character-78	56	0	-
17	<a href="#">hq_hiv_t_..</a>	Where did your last HIV test take place?	discrete	numeric-12.0	2150	914	-

File AHRI.DREAMS.MultiLevel.IndivGeneralHealth.2019.v1							
#	Name	Label	Type	Format	Valid	Invalid	Question
18	<a href="#">hq_hiv_t..</a>	Please specify detail on the other place where you were tested for HIV:	discrete	character-23	20	0	-
19	<a href="#">hq_hiv_t..</a>	Was the last HIV test offered, required or did you ask for the test?	discrete	numeric-12.0	2149	915	-
20	<a href="#">hq_hiv_t..</a>	What was the main reason for your last HIV test?	discrete	numeric-12.0	2151	913	-
21	<a href="#">hq_hiv_t..</a>	Please specify detail on the other main reason for having your last HIV test:	discrete	character-84	486	0	-
22	<a href="#">hq_hiv_p..</a>	Did you receive any counselling prior to your last HIV test?	discrete	numeric-12.0	2150	914	-
23	<a href="#">hq_pos_h..</a>	Have you ever had a positive HIV test result?	discrete	numeric-12.0	2150	914	-
24	<a href="#">hq_first..</a>	When was your first positive test result?	discrete	numeric-12.0	265	2799	-
25	<a href="#">hq_lastn..</a>	When was your last negative test result?	discrete	numeric-12.0	2151	913	-
26	<a href="#">hq_refer..</a>	Were you referred to HIV treatment services?	discrete	numeric-12.0	265	2799	-
27	<a href="#">hq_prev..</a>	Have you ever taken ART for your own health?	discrete	numeric-12.0	265	2799	-
28	<a href="#">hq_art_t..</a>	Have you ever taken ART to prevent Mother To Child Transmission (MTCT)?	discrete	numeric-12.0	151	2913	-
29	<a href="#">hq_start..</a>	When did you first start ART?	discrete	numeric-12.0	240	2824	-
30	<a href="#">hq_curr..</a>	Are you currently receiving ART?	discrete	numeric-12.0	265	2799	-
31	<a href="#">hq_art_t..</a>	Have you ever had to stop ART?	discrete	numeric-12.0	240	2824	-
32	<a href="#">hq_art_r..</a>	Please provide the reason for stopping ART:	discrete	character-68	11	0	-
33	<a href="#">hq_recvf..</a>	Where do you currently receive your ART from?	discrete	numeric-12.0	253	2811	-
34	<a href="#">hq_art_e..</a>	How often do you take your ART drugs at the exact time prescribed by your doctor	discrete	numeric-12.0	253	2811	-
35	<a href="#">hq_heard..</a>	If HIV negative or status not known: Have you ever heard of ART ?	discrete	numeric-12.0	1871	1193	-
36	<a href="#">hq_art_i..</a>	Do you think that ART improves health?	discrete	numeric-12.0	2395	669	-
37	<a href="#">hq_art_k..</a>	Do you know places where to get ART?	discrete	numeric-12.0	2395	669	-
38	<a href="#">hq_pep_h..</a>	Have you ever heard of drugs that can be taken to prevent HIV infection after po	discrete	numeric-12.0	2395	669	-

File AHRI.DREAMS.MultiLevel.IndivGeneralHealth.2019.v1							
#	Name	Label	Type	Format	Valid	Invalid	Question
39	<a href="#">hq_pep_k..</a>	Do you know where such services are offered?	discrete	numeric-12.0	630	2434	-
40	<a href="#">hq_pep_t..</a>	Have you ever taken PEP?	discrete	numeric-12.0	631	2433	-
41	<a href="#">hq_pep_l..</a>	How long ago did you last take PEP?	discrete	numeric-12.0	4	3060	-
42	<a href="#">hq_pep_l..</a>	Is value in:	discrete	numeric-12.0	4	3060	-
43	<a href="#">hq_pep_t..</a>	Why did you take PEP?	discrete	character-42	4	0	-
44	<a href="#">hq_pep_g..</a>	Where did you receive PEP from?	discrete	numeric-12.0	4	3060	-
45	<a href="#">hq_prep_..</a>	Have you ever heard of PrEP? (These are tablets that people who do not have HIV	discrete	numeric-12.0	2395	669	-
46	<a href="#">hq_prep_..</a>	Where did you hear about PrEP?	discrete	character-39	858	0	-
47	<a href="#">hq_prep_..</a>	Have you ever been offered PrEP?	discrete	numeric-12.0	859	2205	-
48	<a href="#">hq_prep_..</a>	Did you use/ participate in the service in the past 12 months?	discrete	numeric-12.0	22	3042	-
49	<a href="#">hq_prep_..</a>	Are you currently taking PrEP to prevent HIV?	discrete	numeric-12.0	14	3050	-
50	<a href="#">hq_prep_..</a>	Why did you decide not to take PrEP?	discrete	numeric-12.0	0	3064	-
51	<a href="#">hq_prep_..</a>	Please specify detail on the other reason why you did not take PrEP	discrete	character-1	0	0	-
52	<a href="#">hq_prep_..</a>	Where are you receiving PrEP? Please tell us the name of the clinic/organisation	discrete	numeric-12.0	8	3056	-
53	<a href="#">hq_prep_..</a>	Please specify details of the place you receive PrEP	discrete	character-13	1	0	-
54	<a href="#">hq_prep_..</a>	Please specify details of the place you receive PrEP	discrete	character-1	0	0	-
55	<a href="#">hq_prep_..</a>	Please specify details of the other organization	discrete	character-1	0	0	-
56	<a href="#">hq_prep_..</a>	Do you take PrEP every day?	discrete	numeric-12.0	8	3056	-
57	<a href="#">hq_prep_..</a>	When you take your PrEP do you usually take it at the same time?	discrete	numeric-12.0	8	3056	-
58	<a href="#">hq_prep_..</a>	Are you struggling to take you PrEP drugs as advised by the doctor because (plea	discrete	numeric-12.0	7	3057	-
59	<a href="#">hq_prep_..</a>	Are you struggling to take you PrEP drugs as advised by the doctor because (plea	discrete	numeric-12.0	1	3063	-
60	<a href="#">hq_prep_..</a>	Please specify other reason for not taking your PrEP as described:	discrete	character-1	0	0	-
61	<a href="#">hq_prep_..</a>	Have you been supported by [name of intervention/NGO etc] to take your PrEP dru	discrete	numeric-12.0	8	3056	-

File AHRI.DREAMS.MultiLevel.IndivGeneralHealth.2019.v1							
#	Name	Label	Type	Format	Valid	Invalid	Question
62	<a href="#">hq_prep..</a>	In general, are you the type of person who would rather:	discrete	numeric-12.0	2395	669	-
63	<a href="#">hq_imppt..</a>	Which features of an injectable medicine to prevent HIV are important to you	discrete	numeric-12.0	2394	670	-
64	<a href="#">hq_imppt..</a>	Which features of an injectable medicine to prevent HIV are important to you	discrete	numeric-12.0	2394	670	-
65	<a href="#">hq_imppt..</a>	Which features of an injectable medicine to prevent HIV are important to you	discrete	numeric-12.0	2394	670	-
66	<a href="#">hq_imppt..</a>	Which features of an injectable medicine to prevent HIV are important to you	discrete	numeric-12.0	2394	670	-
67	<a href="#">hq_imppt..</a>	Which features of an injectable medicine to prevent HIV are important to you	discrete	numeric-12.0	2395	669	-
68	<a href="#">hq_imppt..</a>	Which features of an injectable medicine to prevent HIV are important to you	discrete	numeric-12.0	2394	670	-
69	<a href="#">hq_imppt..</a>	Which features of an injectable medicine to prevent HIV are important to you	discrete	numeric-12.0	2394	670	-
70	<a href="#">hq_imppt..</a>	Which features of an injectable medicine to prevent HIV are important to you	discrete	numeric-12.0	2395	669	-
71	<a href="#">hq_evers..</a>	In your whole life up to now, have you ever smoked a cigarette?	discrete	numeric-12.0	2576	488	-
72	<a href="#">hq_frsts..</a>	How old were you when you smoked your first cigarette? If you can't remember, pl	continuous	numeric-12.0	714	2350	-
73	<a href="#">hq_dayss..</a>	How many days have you smoked at least one cigarette in the past month? [number	continuous	numeric-12.0	534	2530	-
74	<a href="#">hq_smokl..</a>	Have you used smokeless tobacco products such as snuff or chewing tobacco in the	discrete	numeric-12.0	535	2529	-
75	<a href="#">hq_everd..</a>	In your whole life up to now, have you ever drunk one "drink" of alcohol (e.g. a	discrete	numeric-12.0	2796	268	-
76	<a href="#">hq_frstd..</a>	How old were you when you drank your first drink? If you can't remember, please	continuous	numeric-12.0	1814	1250	-

File AHRI.DREAMS.MultiLevel.IndivGeneralHealth.2019.v1							
#	Name	Label	Type	Format	Valid	Invalid	Question
77	<a href="#">hq_daysd ..</a>	How many days have you drunk at least one drink in the past month? [number of da	continuous	numeric-12.0	1414	1650	-
78	<a href="#">hq_more5 ..</a>	How many days have you drunk 5 or more drinks (in succession) on one or more day	continuous	numeric-12.0	1415	1649	-
79	<a href="#">hq_everu ..</a>	In your whole life up to now, have you ever used cannabis (dagga)?	discrete	numeric-12.0	2482	582	-
80	<a href="#">hq_frstc ..</a>	How old were you when you used cannabis (dagga)? If you can't remember, please g	continuous	numeric-12.0	372	2692	-
81	<a href="#">hq_daysc ..</a>	How many days have you used cannabis in the past month? [number of days]	continuous	numeric-12.0	285	2779	-
82	<a href="#">hq_usedo ..</a>	Have you ever used other drugs such as (Tick all that apply)	discrete	numeric-12.0	2368	696	-
83	<a href="#">hq_usedo ..</a>	Have you ever used other drugs such as (Tick all that apply)	discrete	numeric-12.0	9	3055	-
84	<a href="#">hq_usedo ..</a>	Have you ever used other drugs such as (Tick all that apply)	discrete	numeric-12.0	2	3062	-
85	<a href="#">hq_usedo ..</a>	Have you ever used other drugs such as (Tick all that apply)	discrete	numeric-12.0	3	3061	-
86	<a href="#">hq_usedo ..</a>	Have you ever used other drugs such as (Tick all that apply)	discrete	numeric-12.0	1	3063	-
87	<a href="#">hq_usedo ..</a>	Have you ever used other drugs such as (Tick all that apply)	discrete	numeric-12.0	3	3061	-
88	<a href="#">hq_usedo ..</a>	Have you ever used other drugs such as (Tick all that apply)	discrete	numeric-12.0	3	3061	-
89	<a href="#">hq_usedo ..</a>	Have you ever used other drugs such as (Tick all that apply)	discrete	numeric-12.0	4	3060	-
90	<a href="#">hq_othdr ..</a>	Please specify more details on the kind of other drugs you have used?	discrete	character-6	3	0	-

File AHRI.DREAMS.MultiLevel.IndividualConsent_Age13-17.2019.v1							
#	Name	Label	Type	Format	Valid	Invalid	Question
1	<a href="#">project_id</a>	REDCap Project Identifier	discrete	numeric-12.0	3064	0	-
2	<a href="#">event_id</a>	REDCap Event Identifier	discrete	numeric-12.0	3064	0	-
3	<a href="#">cohort</a>	Cohort Description	discrete	character-10	3064	0	-
4	<a href="#">round</a>	Round Description	discrete	character-18	3064	0	-
5	<a href="#">IntId</a>	Individual ID	continuous	numeric-12.0	3064	0	-

File AHRI.DREAMS.MultiLevel.IndividualConsent_Age13-17.2019.v1							
#	Name	Label	Type	Format	Valid	Invalid	Question
6	<a href="#">ic_indiv_..</a>	Was the participant's age verified	discrete	numeric-12.0	665	2399	-
7	<a href="#">ic_indiv_..</a>	By which method was the participant's age verified	discrete	numeric-12.0	617	2447	-
8	<a href="#">ic_indiv_..</a>	By which method was the participant's age verified	discrete	character-19	8	0	-
9	<a href="#">ic_indiv_..</a>	Who has given permission on behalf of the participant to participate in this stu	discrete	numeric-12.0	617	2447	-
10	<a href="#">ic_indiv_..</a>	Did you get enough information about this study?	discrete	numeric-12.0	669	2395	-
11	<a href="#">ic_indiv_..</a>	Have you been given the opportunity to ask questions about research and your que	discrete	numeric-12.0	669	2395	-
12	<a href="#">ic_indiv_..</a>	Do you agree to participate in this study?	discrete	numeric-12.0	670	2394	-
13	<a href="#">ic_indiv_..</a>	Do you agree to have a your DBS used for HSV	discrete	numeric-12.0	645	2419	-
14	<a href="#">ic_indiv_..</a>	Do you agree to having a dry blood spot taken for anonymous HIV testing	discrete	numeric-12.0	644	2420	-
15	<a href="#">ic_indiv_..</a>	Do you agree to an anonymous test for HIV on your dried blood spot collected pre	discrete	numeric-12.0	643	2421	-
16	<a href="#">ic_indiv_..</a>	Do you agree to having a dry blood spot taken for anonymous HIV testing?	discrete	numeric-12.0	481	2583	-
17	<a href="#">ic_indiv_..</a>	Have you ever donated blood on this year for a home	discrete	numeric-12.0	32	3032	-
18	<a href="#">ic_indiv_..</a>	Do you agree to having a dry blood spot taken for anonymous HSV2 testing?	discrete	numeric-12.0	0	3064	-
19	<a href="#">ic_indiv_..</a>	Do you agree to having a dry blood spot taken for anonymous HIV testing?	discrete	numeric-12.0	0	3064	-
20	<a href="#">ic_indiv_..</a>	Do you agree that your sample is stored?	discrete	numeric-12.0	613	2451	-
21	<a href="#">ic_indiv_..</a>	Do you agree that the blood samples of you will be tested in the future, (like o	discrete	numeric-12.0	659	2405	-
22	<a href="#">ic_indiv_..</a>	Do you agree that you are willing to be contacted by phone to schedule time for	discrete	numeric-12.0	599	2465	-
23	<a href="#">ic_indiv_..</a>	Mark the box if you are literate and refuse to have a witness	discrete	numeric-12.0	7	3057	-

File AHRI.DREAMS.MultiLevel.IndividualConsent_Age18-36.2019.v1							
#	Name	Label	Type	Format	Valid	Invalid	Question
1	<a href="#">project_id</a>	REDCap Project Identifier	discrete	numeric-12.0	3067	0	-

**File AHRLDREAMS.MultiLevel.IndividualConsent\_Age18-36.2019.v1**

#	Name	Label	Type	Format	Valid	Invalid	Question
2	<a href="#">event_id</a>	REDCap Event Identifier	discrete	numeric-12.0	3067	0	-
3	<a href="#">cohort</a>	Cohort Description	discrete	character-10	3067	0	-
4	<a href="#">round</a>	Round Description	discrete	character-15	3067	0	-
5	<a href="#">IIntId</a>	Individual ID	continuous	numeric-12.0	3067	0	-
6	<a href="#">ic_indiv_..</a>	Did you get enough information about this study?	discrete	numeric-12.0	1723	1344	-
7	<a href="#">ic_indiv_..</a>	Have you been given the opportunity to ask questions about research and your que	discrete	numeric-12.0	1723	1344	-
8	<a href="#">ic_indiv_..</a>	Do you agree to participate in this study?	discrete	numeric-12.0	1724	1343	-
9	<a href="#">ic_indiv_..</a>	Do you agree to have a your DBS used for HSV	discrete	numeric-12.0	1724	1343	-
10	<a href="#">ic_indiv_..</a>	Do you agree to having a dry blood spot taken for anonymous HIV testing?	discrete	numeric-12.0	1709	1358	-
11	<a href="#">ic_indiv_..</a>	Do you agree to an anonymous test for HIV on your dried blood spot collected pre	discrete	numeric-12.0	1709	1358	-
12	<a href="#">ic_indiv_..</a>	Do you agree to having a dry blood spot taken for anonymous HIV testing?	discrete	numeric-12.0	1710	1357	-
13	<a href="#">ic_indiv_..</a>	Have you ever donated blood on this year for a home	discrete	numeric-12.0	239	2828	-
14	<a href="#">ic_indiv_..</a>	Do you agree to having a dry blood spot taken for anonymous HSV2 testing?	discrete	numeric-12.0	198	2869	-
15	<a href="#">ic_indiv_..</a>	Do you agree to having a dry blood spot taken for anonymous HIV testing?	discrete	numeric-12.0	199	2868	-
16	<a href="#">ic_indiv_..</a>	Do you agree that your sample is stored?	discrete	numeric-12.0	1486	1581	-
17	<a href="#">ic_indiv_..</a>	Do you agree that the blood samples of you will be tested in the future, (like o	discrete	numeric-12.0	1723	1344	-
18	<a href="#">ic_indiv_..</a>	Do you agree that you are willing to be contacted by phone to schedule time for	discrete	numeric-12.0	1723	1344	-
19	<a href="#">ic_indiv_..</a>	Calculated	discrete	numeric-12.0	3067	0	-

**File AHRLDREAMS.MultiLevel.ManagingHIVTesting.2019.v1**

#	Name	Label	Type	Format	Valid	Invalid	Question
1	<a href="#">project_id</a>	REDCap Project Identifier	discrete	numeric-12.0	3067	0	-
2	<a href="#">event_id</a>	REDCap Event Identifier	discrete	numeric-12.0	3067	0	-
3	<a href="#">cohort</a>	Cohort Description	discrete	character-10	3067	0	-
4	<a href="#">round</a>	Round Description	discrete	character-15	3067	0	-
5	<a href="#">IIntId</a>	Individual ID	continuous	numeric-12.0	3067	0	-

File AHRLDREAMS.MultiLevel.ManagingHIVTesting.2019.v1							
#	Name	Label	Type	Format	Valid	Invalid	Question
6	<a href="#">hr_rapid ..</a>	Was Rapid HIV test done?	discrete	numeric-12.0	923	2144	-
7	<a href="#">hr_no_ra ..</a>	Please specify the reason for not performing the HIV Rapid Test:	discrete	character-83	239	0	-
8	<a href="#">mh_rapid ..</a>	Rapid Screening Test Type	discrete	character-4	563	0	-
9	<a href="#">mh_rapid ..</a>	What was the LOT number for the test kit?	discrete	character-24	668	0	-
10	<a href="#">mh_rapid ..</a>	What is the Rapid HIV test result?	discrete	numeric-12.0	668	2399	-
11	<a href="#">mh_rapid ..</a>	What was the LOT number for the test kit?	discrete	character-1	0	0	-
12	<a href="#">mh_rapid ..</a>	What is the Rapid HIV test result?	discrete	numeric-12.0	0	3067	-
13	<a href="#">mh_rapid ..</a>	Rapid Confirmatory Test Type	discrete	character-6	564	0	-
14	<a href="#">mh_rapid ..</a>	What was the LOT number for the test kit?	discrete	character-11	668	0	-
15	<a href="#">mh_rapid ..</a>	What is the Rapid HIV test result?	discrete	numeric-12.0	668	2399	-
16	<a href="#">mh_rapid ..</a>	What was the LOT number for the test kit?	discrete	character-1	0	0	-
17	<a href="#">mh_rapid ..</a>	What is the Rapid HIV test result?	discrete	numeric-12.0	0	3067	-
18	<a href="#">mh_rapid ..</a>	Confirm the Summary HIV test result?	discrete	numeric-12.0	3067	0	-
19	<a href="#">mh_refer ..</a>	Refer to Mobile Clinic	discrete	numeric-12.0	3067	0	-
20	<a href="#">mh_refer ..</a>	Please provide a detailed description of why this participant is referred to the	discrete	character-54	1	0	-
21	<a href="#">mh_elisa ..</a>	Was an Elisa sample collected?	discrete	numeric-12.0	0	3067	-
22	<a href="#">mh_elisa ..</a>	Provide reason why Elisa sample was not taken?	discrete	character-1	0	0	-
23	<a href="#">mh_elisa ..</a>	Sample ID for Elisa (please scan)	discrete	character-1	0	0	-
24	<a href="#">mh_elisa ..</a>	Elisa Sample Date	discrete	character-11	0	-	-
25	<a href="#">mh_elisa ..</a>	Comments (if needed):	discrete	character-1	0	0	-
26	<a href="#">mh_elisa ..</a>	Elisa HIV Test Result	discrete	numeric-12.0	0	3067	-
27	<a href="#">mh_elisa ..</a>	Was an Elisa sample collected?	discrete	numeric-12.0	0	3067	-
28	<a href="#">mh_elisa ..</a>	Provide reason why Elisa sample was not taken?	discrete	character-1	0	0	-
29	<a href="#">mh_elisa ..</a>	Sample ID for Elisa (please scan)	discrete	character-1	0	0	-
30	<a href="#">mh_elisa ..</a>	Elisa Sample Date	discrete	character-11	0	-	-
31	<a href="#">mh_elisa ..</a>	Comments (if needed):	discrete	character-1	0	0	-
32	<a href="#">mh_elisa ..</a>	Elisa HIV Test Result	discrete	numeric-12.0	0	3067	-

**File AHRI.DREAMS.MultiLevel.ManagingHIVTesting.2019.v1**

#	Name	Label	Type	Format	Valid	Invalid	Question
33	<a href="#">mh_atten ..</a>	Participant reports they are already attending clinic?	discrete	numeric-12.0	21	3046	-
34	<a href="#">mh_targe ..</a>	What is the agreed target date to get to the clinic? (Within 2 weeks)	discrete	character-11	20	-	-
35	<a href="#">mh_targe ..</a>	To which clinic is the individual going?	discrete	character-3	20	0	-
36	<a href="#">mh_targe ..</a>	Please specify details of the clinic other the individual is going inside of the	discrete	character-1	0	0	-
37	<a href="#">mh_targe ..</a>	Please specify details of the clinic the individual is going outside of the surv	discrete	character-1	0	0	-

**File AHRI.DREAMS.MultiLevel.MeasureMediateVars.2019.v1**

#	Name	Label	Type	Format	Valid	Invalid	Question
1	<a href="#">project_id</a>	REDCap Project Identifier	discrete	numeric-12.0	3064	0	-
2	<a href="#">event_id</a>	REDCap Event Identifier	discrete	numeric-12.0	3064	0	-
3	<a href="#">cohort</a>	Cohort Description	discrete	character-10	3064	0	-
4	<a href="#">round</a>	Round Description	discrete	character-18	3064	0	-
5	<a href="#">IintId</a>	Individual ID	continuous	numeric-12.0	3064	0	-
6	<a href="#">mv_borrm ..</a>	Is there is a female in your community from whom you can borrow money in an emer	discrete	numeric-12.0	448	2616	-
7	<a href="#">mv_privm ..</a>	Do you have a safe and private place to meet with girls and young women who are	discrete	numeric-12.0	448	2616	-
8	<a href="#">mv_privm ..</a>	If yes, do you meet regularly in such place on a regular basis?	discrete	numeric-12.0	122	2942	-
9	<a href="#">mv_trust ..</a>	Do you have at least one trusted female friend?	discrete	numeric-12.0	448	2616	-
10	<a href="#">mv_knowg ..</a>	Do you know a woman in your community, other than a mother or guardian, whom you	discrete	numeric-12.0	448	2616	-
11	<a href="#">mv_borrm ..</a>	For Males: Is there is a male in your community from whom you can borrow money i	discrete	numeric-12.0	1947	1117	-
12	<a href="#">mv_privm ..</a>	Do you have a safe and private place to meet with boys and young men who are lik	discrete	numeric-12.0	1947	1117	-
13	<a href="#">mv_privm ..</a>	If yes, do you meet regularly in such place on a regular basis?	discrete	numeric-12.0	841	2223	-
14	<a href="#">mv_knowg ..</a>	Do who know a man in your community, other than a	discrete	numeric-12.0	1947	1117	-

File AHRI.DREAMS.MultiLevel.MeasureMediateVars.2019.v1							
#	Name	Label	Type	Format	Valid	Invalid	Question
		father or guardian, whom you c					
15	<a href="#">mv_trust..</a>	Do you have at least one trusted male friend?	discrete	numeric-12.0	1947	1117	-
16	<a href="#">mv_numbe..</a>	How many people of your age or a similar age do you consider close friends? (By	continuous	numeric-12.0	2395	669	-
17	<a href="#">mv_close..</a>	How many females of your age or a similar age do you consider close friends? (By	continuous	numeric-12.0	1993	1071	-
18	<a href="#">mv_close..</a>	How many of these friends are male?	discrete	numeric-12.0	1993	1071	-
19	<a href="#">mv_no_fr..</a>	If close fiends = 0, is there anyone in your community that you can turn to for	discrete	numeric-12.0	402	2662	-
20	<a href="#">mv_no_fr..</a>	if yes, who is the person you would turn to first for such advice and help?	discrete	numeric-12.0	282	2782	-
21	<a href="#">mv_other..</a>	Apart from your close friends is there anyone in your community that you can tur	discrete	numeric-12.0	1992	1072	-
22	<a href="#">mv_first..</a>	if yes, who is the person you would turn to first for such advice and help?	discrete	numeric-12.0	1511	1553	-
23	<a href="#">mv_first..</a>	Please specify details on other person	discrete	character-20	108	0	-
24	<a href="#">mv_conf..</a>	There is someone in your community you could confide in about violence in the ho	discrete	numeric-12.0	2395	669	-
25	<a href="#">mv_have..</a>	Do you have a 'functional' [tried and tested to work] plan for what to do in a c	discrete	numeric-12.0	2394	670	-
26	<a href="#">mv_have..</a>	Do you have a safe place to stay if you have a problem or emergency?	discrete	numeric-12.0	2393	671	-
27	<a href="#">mv_know..</a>	I know where the risky areas in my community are	discrete	numeric-12.0	2395	669	-
28	<a href="#">mv_can_a..</a>	I can avoid risky areas in my community	discrete	numeric-12.0	2395	669	-
29	<a href="#">mv_mob_m..</a>	In the past year, have you moved away from home, either temporarily with the int	discrete	numeric-12.0	2395	669	-
30	<a href="#">mv_mob_l..</a>	What was the name of the last place that you visited?	discrete	character-24	957	0	-
31	<a href="#">mv_mob_l..</a>	For the last trip, was it:	discrete	numeric-12.0	956	2108	-
32	<a href="#">mv_mob_l..</a>	Please specify the other details of where it was	discrete	character-27	24	0	-
33	<a href="#">mv_mob_t..</a>	How long did you spend in[name]?	discrete	numeric-12.0	956	2108	-

File AHRI.DREAMS.MultiLevel.MeasureMediateVars.2019.v1							
#	Name	Label	Type	Format	Valid	Invalid	Question
34	<a href="#">mv_mob_l..</a>	Was this your longest trip in the last year?	discrete	numeric-12.0	955	2109	-
35	<a href="#">mv_mob_r..</a>	What were the reasons for traveling to [name]?	discrete	numeric-12.0	68	2996	-
36	<a href="#">mv_mob_r..</a>	What were the reasons for traveling to [name]?	discrete	numeric-12.0	39	3025	-
37	<a href="#">mv_mob_r..</a>	What were the reasons for traveling to [name]?	discrete	numeric-12.0	22	3042	-
38	<a href="#">mv_mob_r..</a>	What were the reasons for traveling to [name]?	discrete	numeric-12.0	489	2575	-
39	<a href="#">mv_mob_r..</a>	What were the reasons for traveling to [name]?	discrete	numeric-12.0	3	3061	-
40	<a href="#">mv_mob_r..</a>	What were the reasons for traveling to [name]?	discrete	numeric-12.0	34	3030	-
41	<a href="#">mv_mob_r..</a>	What were the reasons for traveling to [name]?	discrete	numeric-12.0	6	3058	-
42	<a href="#">mv_mob_r..</a>	What were the reasons for traveling to [name]?	discrete	numeric-12.0	66	2998	-
43	<a href="#">mv_mob_r..</a>	Please specify the other reason for traveling to [name]	discrete	character-34	122	0	-
44	<a href="#">mv_mob_l..</a>	If yes, with whom were you living with during this time?	discrete	numeric-12.0	955	2109	-
45	<a href="#">mv_mob_l..</a>	Please specify the other person whom you stayed with	discrete	character-23	72	0	-
46	<a href="#">mv_mob_u..</a>	Did you use medical services in [name]?	discrete	numeric-12.0	956	2108	-
47	<a href="#">mv_mob_l..</a>	For the longest trips: Where did you go?	discrete	character-16	79	0	-
48	<a href="#">mv_mob_l..</a>	What is the longest duration that you have been away?	discrete	character-16	79	0	-
49	<a href="#">mv_mob_l..</a>	For the longest trips: Was it?	discrete	numeric-12.0	79	2985	-
50	<a href="#">mv_mob_l..</a>	Please specify the other details of where it was	discrete	character-20	4	0	-
51	<a href="#">mv_mob_r..</a>	What were the reasons for traveling to [name]?	discrete	numeric-12.0	6	3058	-
52	<a href="#">mv_mob_r..</a>	What were the reasons for traveling to [name]?	discrete	numeric-12.0	1	3063	-
53	<a href="#">mv_mob_r..</a>	What were the reasons for traveling to [name]?	discrete	numeric-12.0	36	3028	-
54	<a href="#">mv_mob_r..</a>	What were the reasons for traveling to [name]?	discrete	numeric-12.0	5	3059	-
55	<a href="#">mv_mob_r..</a>	What were the reasons for traveling to [name]?	discrete	numeric-12.0	9	3055	-
56	<a href="#">mv_mob_r..</a>	Please specify the other reason for traveling to [name]	discrete	character-25	19	0	-
57	<a href="#">mv_mob_l..</a>	With whom were you living with during this time?	discrete	numeric-12.0	79	2985	-

File AHRI.DREAMS.MultiLevel.MeasureMediateVars.2019.v1							
#	Name	Label	Type	Format	Valid	Invalid	Question
58	<a href="#">mv_mob_l..</a>	Please specify the other person whom you stayed with	discrete	character-14	8	0	-
59	<a href="#">mv_mob_u..</a>	Did you use medical services in [name]?	discrete	numeric-12.0	79	2985	-
60	<a href="#">mv_mob_n..</a>	How many times have you travelled in the last year?	continuous	numeric-12.0	956	2108	-
61	<a href="#">mv_goals01</a>	Finishing secondary school	discrete	numeric-12.0	2392	672	-
62	<a href="#">mv_goals02</a>	Going to college/university	discrete	numeric-12.0	2393	671	-
63	<a href="#">mv_goals03</a>	Owning your own home	discrete	numeric-12.0	2394	670	-
64	<a href="#">mv_goals04</a>	Helping to take care of your parents or family when you are older	discrete	numeric-12.0	2394	670	-
65	<a href="#">mv_goals05</a>	Being admired and respected by your friends	discrete	numeric-12.0	2391	673	-
66	<a href="#">mv_goals06</a>	Having a good job/stable income	discrete	numeric-12.0	2388	676	-
67	<a href="#">mv_goals07</a>	Having children	discrete	numeric-12.0	2392	672	-
68	<a href="#">mv_goals08</a>	Getting married or finding a partner	discrete	numeric-12.0	2390	674	-
69	<a href="#">mv_chanc..</a>	You will finish primary school?	discrete	numeric-12.0	2394	670	-
70	<a href="#">mv_chanc..</a>	You will join secondary school?	discrete	numeric-12.0	2393	671	-
71	<a href="#">mv_chanc..</a>	You will finish secondary school?	discrete	numeric-12.0	2392	672	-
72	<a href="#">mv_chanc..</a>	You will go to university?	discrete	numeric-12.0	2394	670	-
73	<a href="#">mv_chanc..</a>	You will have a job that pays well?	discrete	numeric-12.0	2394	670	-
74	<a href="#">mv_chanc..</a>	You will be able to own your own home?	discrete	numeric-12.0	2392	672	-
75	<a href="#">mv_chanc..</a>	You will have a job that you enjoy doing?	discrete	numeric-12.0	2394	670	-
76	<a href="#">mv_chanc..</a>	You will have a happy family life?	discrete	numeric-12.0	2394	670	-
77	<a href="#">mv_chanc..</a>	You will stay in good health most of the time?	discrete	numeric-12.0	2394	670	-
78	<a href="#">mv_chanc..</a>	You will not get HIV/AIDS?	discrete	numeric-12.0	2394	670	-
79	<a href="#">mv_chanc..</a>	You will live in a safe neighbourhood	discrete	numeric-12.0	2394	670	-
80	<a href="#">mv_chanc..</a>	You will be respected in your community	discrete	numeric-12.0	2394	670	-
81	<a href="#">mv_ment..</a>	Did you have times in which you were thinking deeply or thinking about many thin	discrete	numeric-12.0	2395	669	-
82	<a href="#">mv_ment..</a>	Did you find yourself sometimes failing to concentrate?	discrete	numeric-12.0	2395	669	-

**File AHRLDREAMS.MultiLevel.MeasureMediateVars.2019.v1**

#	Name	Label	Type	Format	Valid	Invalid	Question
83	<a href="#">mv_ment_..</a>	Did you lose your temper or get annoyed over trivial matters?	discrete	numeric-12.0	2395	669	-
84	<a href="#">mv_ment_..</a>	Did you have nightmares or bad dreams?	discrete	numeric-12.0	2394	670	-
85	<a href="#">mv_ment_..</a>	Did you sometimes see or hear things which others could not see or hear?	discrete	numeric-12.0	2395	669	-
86	<a href="#">mv_ment_..</a>	Was your stomach aching?	discrete	numeric-12.0	2395	669	-
87	<a href="#">mv_ment_..</a>	Were you frightened by trivial things?	discrete	numeric-12.0	2395	669	-
88	<a href="#">mv_ment_..</a>	Did you sometimes fail to sleep or lose sleep?	discrete	numeric-12.0	2395	669	-
89	<a href="#">mv_ment_..</a>	Were there moments when you felt life was so tough that you cried or wanted to c	discrete	numeric-12.0	2395	669	-
90	<a href="#">mv_ment_..</a>	Did you feel run down (tired)?	discrete	numeric-12.0	2395	669	-
91	<a href="#">mv_ment_..</a>	Did you at times feel like committing suicide?	discrete	numeric-12.0	2395	669	-
92	<a href="#">mv_ment_..</a>	Were you generally unhappy with things you were doing each day?	discrete	numeric-12.0	2395	669	-
93	<a href="#">mv_ment_..</a>	Was your work/school lagging behind?	discrete	numeric-12.0	2394	670	-
94	<a href="#">mv_ment_..</a>	Did you feel you had problems in deciding what to do?	discrete	numeric-12.0	2395	669	-
95	<a href="#">mv_gsesc_..</a>	I can always solve difficult problems if I try hard enough	discrete	numeric-12.0	2395	669	-
96	<a href="#">mv_gsesc_..</a>	If someone is against me (opposes me), I can find the means and ways to get what	discrete	numeric-12.0	2395	669	-
97	<a href="#">mv_gsesc_..</a>	It is easy for me to stick to my aims and accomplish my goals	discrete	numeric-12.0	2395	669	-
98	<a href="#">mv_gsesc_..</a>	I am confident that I could handle unexpected events well	discrete	numeric-12.0	2395	669	-
99	<a href="#">mv_gsesc_..</a>	Thanks to my resourcefulness, I know how to manage unexpected (unforeseen) situa	discrete	numeric-12.0	2395	669	-
100	<a href="#">mv_gsesc_..</a>	I can solve most problems if I make the necessary effort	discrete	numeric-12.0	2395	669	-
101	<a href="#">mv_gsesc_..</a>	I can remain calm when facing difficulties because I can rely on my own coping a	discrete	numeric-12.0	2395	669	-
102	<a href="#">mv_gsesc_..</a>	When I am faced with a problem, I can usually find several solutions	discrete	numeric-12.0	2395	669	-

File AHRI.DREAMS.MultiLevel.MeasureMediateVars.2019.v1							
#	Name	Label	Type	Format	Valid	Invalid	Question
103	<a href="#">mv_gsesc..</a>	If I am in trouble, I can usually think of a solution	discrete	numeric-12.0	2395	669	-
104	<a href="#">mv_gsesc..</a>	I can usually handle whatever comes my way	discrete	numeric-12.0	2395	669	-
105	<a href="#">mv_conmu..</a>	I am able to use a condom every time I have sexual intercourse	discrete	numeric-12.0	2395	669	-
106	<a href="#">mv_conmu..</a>	I am able to ask my partner to use a condom every time we have sexual intercours	discrete	numeric-12.0	2395	669	-
107	<a href="#">mv_conmu..</a>	I am able to use a condom during sex after I have been drinking or taking drugs	discrete	numeric-12.0	2395	669	-
108	<a href="#">mv_conmu..</a>	I am able to refuse sex if [my partner / the man] will not use a condom	discrete	numeric-12.0	2394	670	-
109	<a href="#">mv_sexne..</a>	I am able to avoid sex any time I don't want to	discrete	numeric-12.0	2393	671	-
110	<a href="#">mv_healt..</a>	I feel confident that I could visit a health facility or testing center to get a	discrete	numeric-12.0	2394	670	-
111	<a href="#">mv_healt..</a>	I am confident that I could access ARVs if needed them	discrete	numeric-12.0	2395	669	-
112	<a href="#">mv_healt..</a>	I am confident that I would be able to go to a health clinic for any reason, if	discrete	numeric-12.0	2395	669	-
113	<a href="#">mv_gener..</a>	I generally feel hopeful about my future.	discrete	numeric-12.0	2391	673	-
114	<a href="#">mv_will..</a>	The future will take care of itself	discrete	numeric-12.0	2391	673	-
115	<a href="#">mv_hope..</a>	Having hope helps me cope with day-to-day challenges	discrete	numeric-12.0	2391	673	-
116	<a href="#">mv_set l..</a>	I have set long-term goals for my life	discrete	numeric-12.0	2391	673	-
117	<a href="#">mv_belie..</a>	I believe that if I work hard today, I can achieve my long term goals	discrete	numeric-12.0	2391	673	-
118	<a href="#">mv_confi..</a>	I am confident that I can get the things that I hope for	discrete	numeric-12.0	2391	673	-
119	<a href="#">mv_easy..</a>	(It is easy for me to stick to my aims and accomplish my goals	discrete	numeric-12.0	2389	675	-
120	<a href="#">mv_deal..</a>	I am confident that I could deal efficiently with unexpected events	discrete	numeric-12.0	2391	673	-
121	<a href="#">mv_young..</a>	Young people in general are in your community?	discrete	numeric-12.0	2391	673	-
122	<a href="#">mv_young..</a>	Young people like you are in your community?	discrete	numeric-12.0	2390	674	-
123	<a href="#">mv_young..</a>	Young people in general are in South Africa?	discrete	numeric-12.0	2390	674	-

**File AHRI.DREAMS.MultiLevel.MeasureMediateVars.2019.v1**

#	Name	Label	Type	Format	Valid	Invalid	Question
124	<a href="#">mv_young_..</a>	Young people like you are in South Africa?	discrete	numeric-12.0	2391	673	-
125	<a href="#">mv_in_yo_..</a>	You are in your community?	discrete	numeric-12.0	2391	673	-
126	<a href="#">mv_i_con_..</a>	In general, I consider myself	discrete	numeric-12.0	2391	673	-
127	<a href="#">mv_comp_..</a>	Compared to most of my peers, I consider myself	discrete	numeric-12.0	2391	673	-
128	<a href="#">mv_think_..</a>	Thinking about the last month, how would you describe your happiness	discrete	numeric-12.0	2389	675	-
129	<a href="#">mv_my_li_..</a>	In most ways my life is close to my ideal	discrete	numeric-12.0	2388	676	-
130	<a href="#">mv_condi_..</a>	The conditions of my life are excellent	discrete	numeric-12.0	2390	674	-
131	<a href="#">mv_satis_..</a>	I am satisfied with my life	discrete	numeric-12.0	2390	674	-
132	<a href="#">mv_gotte_..</a>	(So far I have gotten the important things I want in life	discrete	numeric-12.0	2391	673	-
133	<a href="#">mv_chang_..</a>	If I could live my life over, I would change almost nothing	discrete	numeric-12.0	2391	673	-

**File AHRI.DREAMS.MultiLevel.OtherRiskBehaviour.2019.v1**

#	Name	Label	Type	Format	Valid	Invalid	Question
1	<a href="#">project_id</a>	REDCap Project Identifier	discrete	numeric-12.0	3064	0	-
2	<a href="#">event_id</a>	REDCap Event Identifier	discrete	numeric-12.0	3064	0	-
3	<a href="#">cohort</a>	Cohort Description	discrete	character-10	3064	0	-
4	<a href="#">round</a>	Round Description	discrete	character-18	3064	0	-
5	<a href="#">IintId</a>	Individual ID	continuous	numeric-12.0	3064	0	-
6	<a href="#">or_troub_..</a>	Have you ever been in trouble with the police?	discrete	numeric-12.0	2395	669	-
7	<a href="#">or_type_..</a>	If yes, what kind of trouble?	discrete	numeric-12.0	138	2926	-
8	<a href="#">or_type_..</a>	Please specify what other type of trouble	discrete	character-117	38	-	-
9	<a href="#">or_part_..</a>	Some Other young men belong to gangs for security reasons, for identity reasons	discrete	numeric-12.0	1946	1118	-
10	<a href="#">or_assis_..</a>	Did the participant respond to the question on the tablet or was the participant	discrete	numeric-12.0	2392	672	-

**File AHRI.DREAMS.MultiLevel.ParentGuardianConsent.2019.v1**

#	Name	Label	Type	Format	Valid	Invalid	Question
1	<a href="#">project_id</a>	REDCap Project Identifier	discrete	numeric-12.0	3064	0	-
2	<a href="#">event_id</a>	REDCap Event Identifier	discrete	numeric-12.0	3064	0	-
3	<a href="#">cohort</a>	Cohort Description	discrete	character-10	3064	0	-
4	<a href="#">round</a>	Round Description	discrete	character-18	3064	0	-

File AHRI.DREAMS.MultiLevel.ParentGuardianConsent.2019.v1							
#	Name	Label	Type	Format	Valid	Invalid	Question
5	<a href="#">IntId</a>	Individual ID	continuous	numeric-12.0	3064	0	-
6	<a href="#">ic_indiv_..</a>	Was the participant's age verified	discrete	numeric-12.0	668	2396	-
7	<a href="#">ic_indiv_..</a>	By which method was the participant's age verified	discrete	numeric-12.0	615	2449	-
8	<a href="#">ic_indiv_..</a>	By which method was the participant's age verified	discrete	character-20	5	0	-
9	<a href="#">ic_indiv_..</a>	Who has given permission on behalf of the participant to participate in this stu	discrete	numeric-12.0	616	2448	-
10	<a href="#">ic_indiv_..</a>	Please specify the Date of Birth of your child / child you care for	discrete	character-11	668	-	-
11	<a href="#">ic_indiv_..</a>	Please specify the Partial Date of Birth of your child / child you care for	discrete	character-10	56	0	-
12	<a href="#">ic_indiv_..</a>	Did you get enough information about this study?	discrete	numeric-12.0	674	2390	-
13	<a href="#">ic_indiv_..</a>	Have you been given the opportunity to ask questions about research and your que	discrete	numeric-12.0	673	2391	-
14	<a href="#">ic_indiv_..</a>	Do you agree that your child to participante in this study?	discrete	numeric-12.0	674	2390	-
15	<a href="#">ic_indiv_..</a>	Do you agree to have a your DBS used for HSV	discrete	numeric-12.0	674	2390	-
16	<a href="#">ic_indiv_..</a>	Do you agree for your child/ ward to provide a dry blood spot for anonymous HIV t	discrete	numeric-12.0	674	2390	-
17	<a href="#">ic_indiv_..</a>	Do you agree to having a dry blood spot taken for anonymous HIV testing?	discrete	numeric-12.0	674	2390	-
18	<a href="#">ic_indiv_..</a>	Do you agree to an anonymous test for HIV on your child/ward's dried blood spot	discrete	numeric-12.0	674	2390	-
19	<a href="#">ic_indiv_..</a>	Has your baby ever donated blood on this year for a home	discrete	numeric-12.0	26	3038	-
20	<a href="#">ic_indiv_..</a>	Do you agree to having a dry blood spot taken for anonymous HSV2 testing?	discrete	numeric-12.0	19	3045	-
21	<a href="#">ic_indiv_..</a>	Do you agree to having a dry blood spot taken for anonymous HIV testing?	discrete	numeric-12.0	19	3045	-
22	<a href="#">ic_indiv_..</a>	Do you agree that your child's / child's sampling sample is stored?	discrete	numeric-12.0	647	2417	-
23	<a href="#">ic_indiv_..</a>	Do you agree that the blood samples of your child / baby will be tested in the	discrete	numeric-12.0	670	2394	-
24	<a href="#">ic_indiv_..</a>	Do you agree that you are willing to be contacted by phone to schedule time for	discrete	numeric-12.0	663	2401	-

**File AHRI.DREAMS.MultiLevel.ParentGuardianConsent.2019.v1**

#	Name	Label	Type	Format	Valid	Invalid	Question
25	<a href="#">ic_indiv_..</a>	Mark the box if you are literate and refuse to have a witness	discrete	numeric-12.0	11	3053	-

**File AHRI.DREAMS.MultiLevel.PersonalInformation.2019.v1**

#	Name	Label	Type	Format	Valid	Invalid	Question
1	<a href="#">project_id</a>	REDCap Project Identifier	discrete	numeric-12.0	3064	0	-
2	<a href="#">event_id</a>	REDCap Event Identifier	discrete	numeric-12.0	3064	0	-
3	<a href="#">cohort</a>	Cohort Description	discrete	character-10	3064	0	-
4	<a href="#">round</a>	Round Description	discrete	character-18	3064	0	-
5	<a href="#">IIntId</a>	Individual ID	continuous	numeric-12.0	3064	0	-
6	<a href="#">BSIntId</a>	BSID	continuous	numeric-12.0	3064	0	-
7	<a href="#">urban_or_..</a>	Is BSID location categorised as urban or rural?	discrete	character-10	3064	0	-
8	<a href="#">HHIntId</a>	HHID	continuous	numeric-12.0	3064	0	-
9	<a href="#">isigodi</a>	Isigodi Name	discrete	character-22	3064	0	-
10	<a href="#">municname</a>	Municipality Name	discrete	character-11	3057	0	-
11	<a href="#">wardno</a>	Ward Number	discrete	numeric-12.0	3057	7	-
12	<a href="#">pd_dob</a>	Date Of Birth	discrete	character-11	3064	-	-
13	<a href="#">pd_age</a>	Age	discrete	character-4	2398	0	-
14	<a href="#">pd_sex</a>	Sex	discrete	numeric-12.0	3064	0	-
15	<a href="#">ConsortS_..</a>	Consort Status - participants grouping based on study outcome	discrete	character-51	3064	0	-

**File AHRI.DREAMS.MultiLevel.SexualRelatInterviewer.2019.v1**

#	Name	Label	Type	Format	Valid	Invalid	Question
1	<a href="#">project_id</a>	REDCap Project Identifier	discrete	numeric-12.0	3064	0	-
2	<a href="#">event_id</a>	REDCap Event Identifier	discrete	numeric-12.0	3064	0	-
3	<a href="#">cohort</a>	Cohort Description	discrete	character-10	3064	0	-
4	<a href="#">round</a>	Round Description	discrete	character-18	3064	0	-
5	<a href="#">IIntId</a>	Individual ID	continuous	numeric-12.0	3064	0	-
6	<a href="#">sr_curre_..</a>	Are you married?	discrete	numeric-12.0	2395	669	-
7	<a href="#">sr_prev_..</a>	Are you married? - from Baseline	discrete	numeric-12.0	0	3064	-
8	<a href="#">sr_curre_..</a>	Are you living with your partner as if you are married (Cohabiting)?	discrete	numeric-12.0	2372	692	-
9	<a href="#">sr_everm_..</a>	Have you ever been married?	discrete	numeric-12.0	2365	699	-
10	<a href="#">sr_marri_..</a>	Please specify what type of marriage it is/was?	discrete	numeric-12.0	23	3041	-
11	<a href="#">sr_marri_..</a>	Please specify details on the other type of marriage	discrete	character-1	0	0	-

**File AHRI.DREAMS.MultiLevel.SexualRelatInterviewer.2019.v1**

#	Name	Label	Type	Format	Valid	Invalid	Question
12	<a href="#">sr_new_m..</a>	When you got married, did you move home	discrete	numeric-12.0	23	3041	-
13	<a href="#">sr_live..</a>	Are you living with your husband?	discrete	numeric-12.0	23	3041	-
14	<a href="#">sr_age_f..</a>	How old were you when you first got married (if you do not know, please make you	discrete	numeric-12.0	23	3041	-
15	<a href="#">sr_share..</a>	Are you willing to share how old were you when you first got married (if you do	discrete	numeric-12.0	0	3064	-
16	<a href="#">sr_age_p..</a>	How old is your husband/ wife (if you do not know, please make your best guess)?	continuous	numeric-12.0	23	3041	-
17	<a href="#">sr_share..</a>	Are you willing to share how old your husband is (if you do not know, please mak	discrete	numeric-12.0	0	3064	-
18	<a href="#">sr_fathe..</a>	Have you ever fathered any children?	discrete	numeric-12.0	1947	1117	-
19	<a href="#">sr_numch..</a>	How many children have you fathered (please include those who have died)?	discrete	numeric-12.0	472	2592	-
20	<a href="#">sr_share..</a>	Are you willing to share the number of children you have you fathered?	discrete	numeric-12.0	0	3064	-
21	<a href="#">sr_agefa..</a>	How old were you when you first made someone pregnant?	continuous	numeric-12.0	464	2600	-
22	<a href="#">sr_share..</a>	Are you willing to share how old were you the first time you made someone pregna	discrete	numeric-12.0	8	3056	-
23	<a href="#">sr_child..</a>	How many of these children are still alive?	discrete	numeric-12.0	472	2592	-
24	<a href="#">sr_curcu..</a>	Have you ever been circumcised where your frenulum was cut?	discrete	numeric-12.0	1947	1117	-
25	<a href="#">sr_circu..</a>	Have you ever been circumcised where your whole foreskin was removed?	discrete	numeric-12.0	1947	1117	-
26	<a href="#">sr_circu..</a>	When were you circumcised (if you do not know, please make your best guess)?	discrete	numeric-12.0	1230	1834	-
27	<a href="#">sr_circu..</a>	Where were you circumcised?	discrete	numeric-12.0	1231	1833	-
28	<a href="#">sr_circu..</a>	Please specify more details on where you were circumcised:	discrete	character-26	80	0	-
29	<a href="#">sr_currp..</a>	Are you currently pregnant?	discrete	numeric-12.0	448	2616	-
30	<a href="#">sr_everp..</a>	Have you ever been pregnant?	discrete	numeric-12.0	448	2616	-
31	<a href="#">sr_pregn..</a>	Have you been pregnant in the last 12 months?	discrete	numeric-12.0	403	2661	-

File AHRI.DREAMS.MultiLevel.SexualRelatInterviewer.2019.v1							
#	Name	Label	Type	Format	Valid	Invalid	Question
32	<a href="#">sr_agepr..</a>	How old were you the first time you got pregnant? [age in years]	discrete	numeric-12.0	404	2660	-
33	<a href="#">sr_share..</a>	Are you willing to share how old were you the first time you got pregnant?	discrete	numeric-12.0	1	3063	-
34	<a href="#">sr_times..</a>	How many times have you been pregnant? (including pregnancies that did not go to	continuous	numeric-12.0	401	2663	-
35	<a href="#">sr_times..</a>	How many times have you given birth? (include both live births and stillbirths.	discrete	numeric-12.0	401	2663	-
36	<a href="#">sr_child..</a>	How many of these children are still alive?	discrete	numeric-12.0	401	2663	-
37	<a href="#">sr_anoth..</a>	FOR NON PREGNANT / UNSURE / NEVER PREGNANT BEFORE, ASK Would you like to have (a	discrete	numeric-12.0	2370	694	-
38	<a href="#">sr_waitb..</a>	If Yes, How long would you like to wait from now before the birth of (a/another)	discrete	numeric-12.0	1519	1545	-
39	<a href="#">sr_aftbr..</a>	FOR CURRENTLY PREGNANT ASK After the birth of this child you are expecting would	discrete	numeric-12.0	25	3039	-
40	<a href="#">sr_waitb..</a>	If yes, After the birth of the child you are expecting now, how long would you l	discrete	numeric-12.0	7	3057	-
41	<a href="#">sr_nomor..</a>	What are the reasons why you would not like to have (a/another) child?	discrete	numeric-12.0	194	2870	-
42	<a href="#">sr_nomor..</a>	What are the reasons why you would not like to have (a/another) child?	discrete	numeric-12.0	112	2952	-
43	<a href="#">sr_nomor..</a>	What are the reasons why you would not like to have (a/another) child?	discrete	numeric-12.0	8	3056	-
44	<a href="#">sr_nomor..</a>	What are the reasons why you would not like to have (a/another) child?	discrete	numeric-12.0	53	3011	-
45	<a href="#">sr_nomor..</a>	What are the reasons why you would not like to have (a/another) child?	discrete	numeric-12.0	476	2588	-
46	<a href="#">sr_nomor..</a>	What are the reasons why you would not like to have (a/another) child?	discrete	numeric-12.0	9	3055	-
47	<a href="#">sr_nomor..</a>	What are the reasons why you would not like to have (a/another) child?	discrete	numeric-12.0	24	3040	-
48	<a href="#">sr_nomor..</a>	What are the reasons why you would not like to have (a/another) child?	discrete	numeric-12.0	31	3033	-

File AHRI.DREAMS.MultiLevel.SexualRelatInterviewer.2019.v1							
#	Name	Label	Type	Format	Valid	Invalid	Question
49	<a href="#">sr_nomor ..</a>	Please specify other reasons why you would not like to have (a/another) child?	discrete	character-58	30	0	-
50	<a href="#">sr_partn ..</a>	Does your partner want to have a/another child with you?	discrete	numeric-12.0	827	2237	-
51	<a href="#">sr_partn ..</a>	Does your (husband/partner) want the same number of children that you want, or d	discrete	numeric-12.0	64	3000	-
52	<a href="#">sr_areus ..</a>	Are you currently using any contraceptive methods to prevent pregnancy?	discrete	numeric-12.0	421	2643	-
53	<a href="#">sr_notus ..</a>	If no, What is the main reason why you are not using a method of contraception	discrete	numeric-12.0	117	2947	-
54	<a href="#">sr_notus ..</a>	Other reason not using any method of contraception, please specify:	discrete	character-34	5	0	-
55	<a href="#">sr_currm ..</a>	Which methods are you currently using?	discrete	numeric-12.0	87	2977	-
56	<a href="#">sr_currm ..</a>	Which methods are you currently using?	discrete	numeric-12.0	3	3061	-
57	<a href="#">sr_currm ..</a>	Which methods are you currently using?	discrete	numeric-12.0	1	3063	-
58	<a href="#">sr_currm ..</a>	Which methods are you currently using?	discrete	numeric-12.0	3	3061	-
59	<a href="#">sr_currm ..</a>	Which methods are you currently using?	discrete	numeric-12.0	2	3062	-
60	<a href="#">sr_currm ..</a>	Which methods are you currently using?	discrete	numeric-12.0	169	2895	-
61	<a href="#">sr_currm ..</a>	Which methods are you currently using?	discrete	numeric-12.0	24	3040	-
62	<a href="#">sr_currm ..</a>	Which methods are you currently using?	discrete	numeric-12.0	14	3050	-
63	<a href="#">sr_currm ..</a>	Which methods are you currently using?	discrete	numeric-12.0	1	3063	-
64	<a href="#">sr_currm ..</a>	Other method, please specify:	discrete	character-5	1	0	-
65	<a href="#">sr_whatm ..</a>	In the past 12 months, have you used any method to avoid getting pregnant?	discrete	numeric-12.0	448	2616	-
66	<a href="#">sr_meth ..</a>	Which methods were you using?	discrete	numeric-12.0	93	2971	-
67	<a href="#">sr_meth ..</a>	Which methods were you using?	discrete	numeric-12.0	4	3060	-
68	<a href="#">sr_meth ..</a>	Which methods were you using?	discrete	numeric-12.0	1	3063	-
69	<a href="#">sr_meth ..</a>	Which methods were you using?	discrete	numeric-12.0	2	3062	-
70	<a href="#">sr_meth ..</a>	Which methods were you using?	discrete	numeric-12.0	150	2914	-

**File AHRI.DREAMS.MultiLevel.SexualRelatInterviewer.2019.v1**

#	Name	Label	Type	Format	Valid	Invalid	Question
71	<a href="#">sr_meth ..</a>	Which methods were you using?	discrete	numeric-12.0	25	3039	-
72	<a href="#">sr_meth ..</a>	Which methods were you using?	discrete	numeric-12.0	16	3048	-
73	<a href="#">sr_meth ..</a>	Which methods were you using?	discrete	numeric-12.0	1	3063	-
74	<a href="#">sr_meth ..</a>	Other method, please specify:	discrete	character-1	0	0	-
75	<a href="#">sr_hivkn ..</a>	Can the risk of HIV transmission be reduced by having sex with only one uninfected	discrete	numeric-12.0	2395	669	-
76	<a href="#">sr_hivkn ..</a>	Can a person reduce the risk of getting HIV by using a condom every time they ha	discrete	numeric-12.0	2395	669	-
77	<a href="#">sr_hivkn ..</a>	Can a healthy-looking person have HIV?	discrete	numeric-12.0	2395	669	-
78	<a href="#">sr_hivkn ..</a>	Can a person get HIV from mosquito bites?	discrete	numeric-12.0	2395	669	-
79	<a href="#">sr_hivkn ..</a>	Can a person get HIV by sharing food with someone who is infected?	discrete	numeric-12.0	2395	669	-

**File AHRI.DREAMS.MultiLevel.SexualRelatSelFilled.2019.v1**

#	Name	Label	Type	Format	Valid	Invalid	Question
1	<a href="#">project_id</a>	REDCap Project Identifier	discrete	numeric-12.0	3064	0	-
2	<a href="#">event_id</a>	REDCap Event Identifier	discrete	numeric-12.0	3064	0	-
3	<a href="#">cohort</a>	Cohort Description	discrete	character-10	3064	0	-
4	<a href="#">round</a>	Round Description	discrete	character-18	3064	0	-
5	<a href="#">IIntId</a>	Individual ID	continuous	numeric-12.0	3064	0	-
6	<a href="#">partic_c ..</a>	Was the participant assessed capable to complete Self Filled section?	discrete	numeric-12.0	2378	686	-
7	<a href="#">srs_ever ..</a>	Have you ever had sex?	discrete	numeric-12.0	2931	133	-
8	<a href="#">srs_agef ..</a>	If you ever had sex (even if it was not your choice) how old were you the first	continuous	numeric-12.0	954	2110	-
9	<a href="#">srs_shar ..</a>	Are you willing to share how old were you the first time you had sex, even if it	discrete	numeric-12.0	547	2517	-
10	<a href="#">srs_firs ..</a>	What was/were the reason(s) you had sex the first time? [Circle all the relevan	discrete	numeric-12.0	1456	1608	-
11	<a href="#">srs_firs ..</a>	What was/were the reason(s) you had sex the first time? [Circle all the relevan	discrete	numeric-12.0	40	3024	-
12	<a href="#">srs_firs ..</a>	What was/were the reason(s) you had sex the first time? [Circle all the relevan	discrete	numeric-12.0	310	2754	-

File AHRI.DREAMS.MultiLevel.SexualRelatSelFilled.2019.v1							
#	Name	Label	Type	Format	Valid	Invalid	Question
13	<a href="#">srs_firs_..</a>	What was/were the reason(s) you had sex the first time? [Circle all the relevan	discrete	numeric-12.0	41	3023	-
14	<a href="#">srs_firs_..</a>	What was/were the reason(s) you had sex the first time? [Circle all the relevan	discrete	numeric-12.0	32	3032	-
15	<a href="#">srs_firs_..</a>	What was/were the reason(s) you had sex the first time? [Circle all the relevan	discrete	numeric-12.0	6	3058	-
16	<a href="#">srs_firs_..</a>	What was/were the reason(s) you had sex the first time? [Circle all the relevan	discrete	numeric-12.0	5	3059	-
17	<a href="#">srs_firs_..</a>	What was/were the reason(s) you had sex the first time? [Circle all the relevan	discrete	numeric-12.0	11	3053	-
18	<a href="#">srs_firs_..</a>	What was/were the reason(s) you had sex the first time? [Circle all the relevan	discrete	numeric-12.0	5	3059	-
19	<a href="#">srs_firs_..</a>	What was/were the reason(s) you had sex the first time? [Circle all the relevan	discrete	numeric-12.0	64	3000	-
20	<a href="#">srs_firs_..</a>	What was/were the reason(s) you had sex the first time? [Circle all the relevan	discrete	numeric-12.0	10	3054	-
21	<a href="#">srs_firs_..</a>	What was/were the reason(s) you had sex the first time? [Circle all the relevan	discrete	numeric-12.0	8	3056	-
22	<a href="#">srs_firs_..</a>	What was/were the reason(s) you had sex the first time? [Circle all the relevan	discrete	numeric-12.0	10	3054	-
23	<a href="#">srs_firs_..</a>	What was/were the reason(s) you had sex the first time? [Circle all the relevan	discrete	numeric-12.0	285	2779	-
24	<a href="#">srs_firs_..</a>	What was/were the reason(s) you had sex the first time? [Circle all the relevan	discrete	numeric-12.0	20	3044	-
25	<a href="#">srs_firs_..</a>	What was/were the reason(s) you had sex the first time? [Circle all the relevan	discrete	character-31	13	0	-
26	<a href="#">srs_firs_..</a>	When you had sex for the first time, even if it was not your choice, with whom d	discrete	numeric-12.0	2039	1025	-
27	<a href="#">srs_firs_..</a>	The first time you had sex, were you given gifts or money by your sexual partner	discrete	numeric-12.0	540	2524	-
28	<a href="#">srs_firs_..</a>	The first time you had sex, did you give gifts or money to your sexual partner?	discrete	numeric-12.0	1141	1923	-
29	<a href="#">srs_firs_..</a>	When you first had sex, what did you or your partner do to protect you against p	discrete	numeric-12.0	2049	1015	-
30	<a href="#">srs_firs_..</a>	When you first had sex, did you or your partner do anything to protect you again	discrete	numeric-12.0	2065	999	-

File AHRI.DREAMS.MultiLevel.SexualRelatSelFilled.2019.v1							
#	Name	Label	Type	Format	Valid	Invalid	Question
31	<a href="#">srs_firs_..</a>	Please specify other method of protection against HIV	discrete	character-22	5	0	-
32	<a href="#">srs_firs_..</a>	Did you know the HIV status of your first partner at the time when you first had	discrete	numeric-12.0	1700	1364	-
33	<a href="#">srs_firs_..</a>	What was the HIV status of your first partner at the time when you first had sex	discrete	numeric-12.0	809	2255	-
34	<a href="#">srs_firs_..</a>	Did you know if your first partner was taking ART at the time when you first had	discrete	numeric-12.0	18	3046	-
35	<a href="#">srs_part_..</a>	How old was the person you first had sex with, even if it was forced or not your	continuous	numeric-12.0	800	2264	-
36	<a href="#">srs_shar_..</a>	Are you willing to share how old was the person you first had sex with, even if	discrete	numeric-12.0	838	2226	-
37	<a href="#">srs_firs_..</a>	Was this person:	discrete	numeric-12.0	461	2603	-
38	<a href="#">srs_firs_..</a>	How many years younger/older?	discrete	numeric-12.0	223	2841	-
39	<a href="#">srs_ages_..</a>	How old were you the first time you had sex with your second sexual partner? If	continuous	numeric-12.0	757	2307	-
40	<a href="#">srs_shar_..</a>	Are you willing to share how old you were when you first had sex with your secon	discrete	numeric-12.0	854	2210	-
41	<a href="#">srs_life_..</a>	How many different people have you had sex with in your lifetime (including your	continuous	numeric-12.0	1332	1732	-
42	<a href="#">srs_shar_..</a>	Are you willing to share the number of different people have you had sex with in	discrete	numeric-12.0	230	2834	-
43	<a href="#">srs_12mt_..</a>	How many people have you had sex with in the past 12 months (including your husb	continuous	numeric-12.0	1320	1744	-
44	<a href="#">srs_shar_..</a>	Are you willing to share the number of different people have you had sex with in	discrete	numeric-12.0	243	2821	-
45	<a href="#">srs_12mt_..</a>	Of the number of partners you had in the last 12 months, how many of these partn	discrete	character-10	1126	0	-
46	<a href="#">srs_nums_..</a>	How many sexual relationships are you in at the moment (if you do not know, plea	continuous	numeric-12.0	1383	1681	-
47	<a href="#">srs_shar_..</a>	Sometimes people have more than one sexual relationship at the same time.	discrete	numeric-12.0	178	2886	-
48	<a href="#">srs_tran_..</a>	In the past 12 months, have you ever had sex with anyone (for a short period of	discrete	numeric-12.0	427	2637	-

File AHRI.DREAMS.MultiLevel.SexualRelatSelFilled.2019.v1							
#	Name	Label	Type	Format	Valid	Invalid	Question
49	<a href="#">srs_tran ..</a>	In the past 12 months how many different people have you become sexually involve	continuous	numeric-12.0	1554	1510	-
50	<a href="#">srs_shar ..</a>	Are you willing to share with how many different people have you become sexually	discrete	numeric-12.0	24	3040	-
51	<a href="#">srs_sexw ..</a>	Some people have sex with other people for a living; would you consider yourself	discrete	numeric-12.0	427	2637	-
52	<a href="#">srs_tran ..</a>	In the past 12 months have you provided a woman who is not a sex worker with hel	discrete	numeric-12.0	1109	1955	-
53	<a href="#">srs_usec ..</a>	Have you used a condom during sex in the past 3 months?	discrete	numeric-12.0	1563	1501	-
54	<a href="#">srs_usec ..</a>	Did you use a condom the LAST time you had sex (whether it was forced or agreed)	discrete	numeric-12.0	1564	1500	-
55	<a href="#">srs_cond ..</a>	Have you had any sex without a condom in the last month? (condom less sex)	discrete	numeric-12.0	1564	1500	-
56	<a href="#">srs_cond ..</a>	Have you had any sex without a condom in the last 12 months? (condom less sex)	discrete	numeric-12.0	702	2362	-
57	<a href="#">srs_recn ..</a>	Have you had sex with this person in the past 12 months? Most recent partner	discrete	numeric-12.0	0	3064	-
58	<a href="#">srs_recn ..</a>	When you last had sex with this person, what was your relationship to that perso	discrete	numeric-12.0	0	3064	-
59	<a href="#">srs_recn ..</a>	During your relationship with this person, did you have sex with someone else?	discrete	numeric-12.0	0	3064	-
60	<a href="#">srs_recn ..</a>	What is your current relationship status with [name]? Most recent partner	discrete	numeric-12.0	0	3064	-
61	<a href="#">srs_recn ..</a>	What are the main kinds of work/activities [name] does/ has done over the last 12	discrete	numeric-12.0	0	3064	-
62	<a href="#">srs_recn ..</a>	What was the highest level of education of [name]? Most recent partner	discrete	numeric-12.0	0	3064	-
63	<a href="#">srs_recn ..</a>	How long ago did you first have sex with this person (if you do not know, please	discrete	numeric-12.0	0	3064	-
64	<a href="#">srs_recn ..</a>	Are you willing to share long ago did you first have sex with this person? Most	discrete	numeric-12.0	0	3064	-
65	<a href="#">srs_recn ..</a>	Is value in. Most recent partner	discrete	numeric-12.0	0	3064	-

File AHRI.DREAMS.MultiLevel.SexualRelatSelFilled.2019.v1							
#	Name	Label	Type	Format	Valid	Invalid	Question
66	<a href="#">srs_recn ..</a>	When was the last time you had sex with this person (if you do not know, please	discrete	numeric-12.0	0	3064	-
67	<a href="#">srs_recn ..</a>	Are you willing to share when was the last time you had sex with this person? Mo	discrete	numeric-12.0	0	3064	-
68	<a href="#">srs_recn ..</a>	Is value in. Most recent partner	discrete	numeric-12.0	0	3064	-
69	<a href="#">srs_recn ..</a>	How old is this person (if you do not know, please make your best guess)? [in ye	discrete	numeric-12.0	0	3064	-
70	<a href="#">srs_recn ..</a>	Are you willing to share the age of this person? Most recent partner	discrete	numeric-12.0	0	3064	-
71	<a href="#">srs_recn ..</a>	Is this person a member of this household? Most recent partner	discrete	numeric-12.0	0	3064	-
72	<a href="#">srs_recn ..</a>	Where does this person normally reside? Most recent partner	discrete	numeric-12.0	0	3064	-
73	<a href="#">srs_recn ..</a>	In which Isigodi does this person normally reside? Most recent partner	discrete	numeric-12.0	0	3064	-
74	<a href="#">srs_recn ..</a>	Did you use a condom the last time you had sex with this person? Most recent par	discrete	numeric-12.0	0	3064	-
75	<a href="#">srs_recn ..</a>	If yes, who brought the condom the last time you had sex with [name]? Most recen	discrete	numeric-12.0	0	3064	-
76	<a href="#">srs_recn ..</a>	If no, why did you or [name] NOT use a condom? (last sex) Most recent partner	discrete	numeric-12.0	0	3064	-
77	<a href="#">srs_recn ..</a>	The first time you had sex with [name], did you/your partner use a male or femal	discrete	numeric-12.0	0	3064	-
78	<a href="#">srs_recn ..</a>	If yes, who brought the condom the first time you had sex with [name]? Most rece	discrete	numeric-12.0	0	3064	-
79	<a href="#">srs_recn ..</a>	If no, why did you or [name] NOT use a condom? (first sex) Most recent partner	discrete	numeric-12.0	0	3064	-
80	<a href="#">srs_recn ..</a>	How often have you and [name] used male or female condoms? Most recent partner	discrete	numeric-12.0	0	3064	-
81	<a href="#">srs_recn ..</a>	Did you drink alcohol before the last time you had sex with [name]? Most recent	discrete	numeric-12.0	0	3064	-
82	<a href="#">srs_recn ..</a>	The last time you had sex with [name], did you give or were you given a gift in	discrete	numeric-12.0	0	3064	-

File AHRI.DREAMS.MultiLevel.SexualRelatSelFilled.2019.v1							
#	Name	Label	Type	Format	Valid	Invalid	Question
83	<a href="#">srs_recn ..</a>	The last time you had sex with [name], did you give or were you given money in o	discrete	numeric-12.0	0	3064	-
84	<a href="#">srs_recn ..</a>	Over the past four weeks, how many times have you had sex with this person? Most	discrete	numeric-12.0	0	3064	-
85	<a href="#">srs_recn ..</a>	Are you willing to share the number of times you had sex with this person over t	discrete	numeric-12.0	0	3064	-
86	<a href="#">srs_recn ..</a>	Do you know the HIV status of [name]? Most recent partner	discrete	numeric-12.0	0	3064	-
87	<a href="#">srs_recn ..</a>	What is the HIV status of [name]? Most recent partner	discrete	numeric-12.0	0	3064	-
88	<a href="#">srs_recn ..</a>	How did you find out their HIV status? Most recent partner	discrete	numeric-12.0	0	3064	-
89	<a href="#">srs_recn ..</a>	Please specify details on other way you find out about the person's HIV status?	discrete	character-1	0	0	-
90	<a href="#">srs_recn ..</a>	Do you know if [name] is taking ART? Most recent partner	discrete	numeric-12.0	0	3064	-
91	<a href="#">srs_recn ..</a>	Does this person know your current HIV status? Most recent partner	discrete	numeric-12.0	0	3064	-
92	<a href="#">srs_recn ..</a>	During your relationship with [name] in the past year, did you take PrEP to prev	discrete	numeric-12.0	0	3064	-
93	<a href="#">srs_recn ..</a>	Why did you decide not to take PrEP? Most recent partner	discrete	numeric-12.0	0	3064	-
94	<a href="#">srs_recn ..</a>	Please specify other reason for not taking PREP. Most recent partner	discrete	character-1	0	0	-
95	<a href="#">srs_recn ..</a>	Over the past 12 months, during your relationships with X do you know or suspect	discrete	numeric-12.0	0	3064	-
96	<a href="#">srs_recn ..</a>	Have you had sex with this person in the past 12 months? Second most recent part	discrete	numeric-12.0	546	2518	-
97	<a href="#">srs_recn ..</a>	When you last had sex with this person, what was your relationship to that perso	discrete	numeric-12.0	308	2756	-
98	<a href="#">srs_recn ..</a>	During your relationship with this person, did you have sex with someone else?	discrete	numeric-12.0	308	2756	-
99	<a href="#">srs_recn ..</a>	What is your current relationship status with [name]? Second most recent partne	discrete	numeric-12.0	308	2756	-

File AHRI.DREAMS.MultiLevel.SexualRelatSelFilled.2019.v1							
#	Name	Label	Type	Format	Valid	Invalid	Question
100	<a href="#">srs_recn ..</a>	What are the main kinds of work/activities [name] does/has done over the last 12	discrete	numeric-12.0	308	2756	-
101	<a href="#">srs_recn ..</a>	What was the highest level of education of [name]? Second most recent partner	discrete	numeric-12.0	308	2756	-
102	<a href="#">srs_recn ..</a>	How long ago did you first have sex with this person (if you do not know, please	continuous	numeric-12.0	271	2793	-
103	<a href="#">srs_recn ..</a>	Are you willing to share long ago did you first have sex with this person? Secon	discrete	numeric-12.0	37	3027	-
104	<a href="#">srs_recn ..</a>	Is value in. Second most recent partner	discrete	numeric-12.0	271	2793	-
105	<a href="#">srs_recn ..</a>	When was the last time you had sex with this person (if you do not know, please	continuous	numeric-12.0	269	2795	-
106	<a href="#">srs_recn ..</a>	Are you willing to share when was the last time you had sex with this person? Se	discrete	numeric-12.0	39	3025	-
107	<a href="#">srs_recn ..</a>	Is value in. Second most recent partner	discrete	numeric-12.0	267	2797	-
108	<a href="#">srs_recn ..</a>	How old is this person (if you do not know, please make your best guess)? [in ye	continuous	numeric-12.0	284	2780	-
109	<a href="#">srs_recn ..</a>	Are you willing to share the age of this person? Second most recent partner	discrete	numeric-12.0	24	3040	-
110	<a href="#">srs_recn ..</a>	Is this person a member of this household? Second most recent partner	discrete	numeric-12.0	307	2757	-
111	<a href="#">srs_recn ..</a>	Where does this person normally reside? Second most recent partner	discrete	numeric-12.0	308	2756	-
112	<a href="#">srs_recn ..</a>	In which Isigodi does this person normally reside? Second most recent partner	discrete	numeric-12.0	102	2962	-
113	<a href="#">srs_recn ..</a>	Did you use a condom the last time you had sex with this person? Second most rec	discrete	numeric-12.0	308	2756	-
114	<a href="#">srs_recn ..</a>	If yes, who brought the condom the last time you had sex with [name]? Second mos	discrete	numeric-12.0	165	2899	-
115	<a href="#">srs_recn ..</a>	If no, why did you or [name] NOT use a condom? (last sex) Second most recent par	discrete	numeric-12.0	134	2930	-
116	<a href="#">srs_recn ..</a>	The first time you had sex with [name], did you/your partner use a male or femal	discrete	numeric-12.0	307	2757	-
117	<a href="#">srs_recn ..</a>	If yes, who brought the condom the first time you had sex with [name]? Second mo	discrete	numeric-12.0	170	2894	-

File AHRI.DREAMS.MultiLevel.SexualRelatSelFilled.2019.v1							
#	Name	Label	Type	Format	Valid	Invalid	Question
118	<a href="#">srs_recn ..</a>	If no, why did you or [name] NOT use a condom? (first sex) Second most recent pa	discrete	numeric-12.0	112	2952	-
119	<a href="#">srs_recn ..</a>	How often have you and [name] used male or female condoms? Second most recent pa	discrete	numeric-12.0	308	2756	-
120	<a href="#">srs_recn ..</a>	Did you drink alcohol before the last time you had sex with [name]? Second most	discrete	numeric-12.0	307	2757	-
121	<a href="#">srs_recn ..</a>	The last time you had sex with [name], did you give or were you given a gift in	discrete	numeric-12.0	308	2756	-
122	<a href="#">srs_recn ..</a>	The last time you had sex with [name], did you give or were you given money in o	discrete	numeric-12.0	307	2757	-
123	<a href="#">srs_recn ..</a>	Over the past four weeks, how many times have you had sex with this person? Seco	discrete	numeric-12.0	242	2822	-
124	<a href="#">srs_recn ..</a>	Are you willing to share the number of times you had sex with this person over t	discrete	numeric-12.0	66	2998	-
125	<a href="#">srs_recn ..</a>	Do you know the HIV status of [name]? Second most recent partner	discrete	numeric-12.0	308	2756	-
126	<a href="#">srs_recn ..</a>	What is the HIV status of [name]? Second most recent partner	discrete	numeric-12.0	149	2915	-
127	<a href="#">srs_recn ..</a>	How did you find out their HIV status? Second most recent partner	discrete	numeric-12.0	148	2916	-
128	<a href="#">srs_recn ..</a>	Please specify details on other way you find out about the person's HIV status?	discrete	character-1	0	0	-
129	<a href="#">srs_recn ..</a>	Do you know if [name]is taking ART? Second most recent partner	discrete	numeric-12.0	13	3051	-
130	<a href="#">srs_recn ..</a>	Does this person know your current HIV status? Second most recent partner	discrete	numeric-12.0	308	2756	-
131	<a href="#">srs_recn ..</a>	During your relationship with [name] in the past year, did you take PrEP to prev	discrete	numeric-12.0	308	2756	-
132	<a href="#">srs_recn ..</a>	Why did you decide not to take PrEP? Second most recent partner	discrete	numeric-12.0	251	2813	-
133	<a href="#">srs_recn ..</a>	Please specify other reason for not taking PREP. Second most recent partner	discrete	character-40	5	0	-
134	<a href="#">srs_recn ..</a>	Over the past 12 months, during your relationships with X do you know or suspect	discrete	numeric-12.0	308	2756	-

File AHRI.DREAMS.MultiLevel.SexualRelatSelFilled.2019.v1							
#	Name	Label	Type	Format	Valid	Invalid	Question
135	<a href="#">srs_recn ..</a>	Have you had sex with this person in the past 12 months? Third most recent partn	discrete	numeric-12.0	315	2749	-
136	<a href="#">srs_recn ..</a>	When you last had sex with this person, what was your relationship to that perso	discrete	numeric-12.0	109	2955	-
137	<a href="#">srs_recn ..</a>	During your relationship with this person, did you have sex with someone else?	discrete	numeric-12.0	109	2955	-
138	<a href="#">srs_recn ..</a>	What is your current relationship status with [name]? Third most recent partner	discrete	numeric-12.0	109	2955	-
139	<a href="#">srs_recn ..</a>	What are the main kinds of work/activities [name] does/ has done over the last 12	discrete	numeric-12.0	109	2955	-
140	<a href="#">srs_recn ..</a>	What was the highest level of education of [name]? Third most recent partner	discrete	numeric-12.0	105	2959	-
141	<a href="#">srs_recn ..</a>	How long ago did you first have sex with this person (if you do not know, please	continuous	numeric-12.0	82	2982	-
142	<a href="#">srs_recn ..</a>	Are you willing to share long ago did you first have sex with this person? Third	discrete	numeric-12.0	27	3037	-
143	<a href="#">srs_recn ..</a>	Is value in. Third most recent partner	discrete	numeric-12.0	82	2982	-
144	<a href="#">srs_recn ..</a>	When was the last time you had sex with this person (if you do not know, please	continuous	numeric-12.0	87	2977	-
145	<a href="#">srs_recn ..</a>	Are you willing to share when was the last time you had sex with this person? Th	discrete	numeric-12.0	22	3042	-
146	<a href="#">srs_recn ..</a>	Is value in. Third most recent partner	discrete	numeric-12.0	86	2978	-
147	<a href="#">srs_recn ..</a>	How old is this person (if you do not know, please make your best guess)? [in ye	continuous	numeric-12.0	87	2977	-
148	<a href="#">srs_recn ..</a>	Are you willing to share the age of this person? Third most recent partner	discrete	numeric-12.0	22	3042	-
149	<a href="#">srs_recn ..</a>	Is this person a member of this household? Third most recent partner	discrete	numeric-12.0	109	2955	-
150	<a href="#">srs_recn ..</a>	Where does this person normally reside? Third most recent partner	discrete	numeric-12.0	109	2955	-
151	<a href="#">srs_recn ..</a>	In which Isigodi does this person normally reside? Third most recent partner	discrete	numeric-12.0	30	3034	-
152	<a href="#">srs_recn ..</a>	Did you use a condom the last time you had sex with this person? Third most rece	discrete	numeric-12.0	109	2955	-

File AHRI.DREAMS.MultiLevel.SexualRelatSelFilled.2019.v1							
#	Name	Label	Type	Format	Valid	Invalid	Question
153	<a href="#">srs_recn ..</a>	If yes, who brought the condom the last time you had sex with [name]? Third most	discrete	numeric-12.0	67	2997	-
154	<a href="#">srs_recn ..</a>	If no, why did you or [name] NOT use a condom? (last sex) Third most recent part	discrete	numeric-12.0	38	3026	-
155	<a href="#">srs_recn ..</a>	The first time you had sex with [name], did you/your partner use a male or femal	discrete	numeric-12.0	109	2955	-
156	<a href="#">srs_recn ..</a>	If yes, who brought the condom the first time you had sex with [name]? Third mos	discrete	numeric-12.0	59	3005	-
157	<a href="#">srs_recn ..</a>	If no, why did you or [name] NOT use a condom? (first sex) Third most recent par	discrete	numeric-12.0	39	3025	-
158	<a href="#">srs_recn ..</a>	How often have you and [name] used male or female condoms? Third most recent par	discrete	numeric-12.0	109	2955	-
159	<a href="#">srs_recn ..</a>	Did you drink alcohol before the last time you had sex with [name]? Third most r	discrete	numeric-12.0	109	2955	-
160	<a href="#">srs_recn ..</a>	The last time you had sex with [name], did you give or were you given a gift in	discrete	numeric-12.0	109	2955	-
161	<a href="#">srs_recn ..</a>	The last time you had sex with [name], did you give or were you given money in o	discrete	numeric-12.0	109	2955	-
162	<a href="#">srs_recn ..</a>	Over the past four weeks, how many times have you had sex with this person? Thir	discrete	numeric-12.0	76	2988	-
163	<a href="#">srs_recn ..</a>	Are you willing to share the number of times you had sex with this person over t	discrete	numeric-12.0	33	3031	-
164	<a href="#">srs_recn ..</a>	In the past 12 months, has this person discussed their HIV status with you?	discrete	numeric-12.0	109	2955	-
165	<a href="#">srs_recn ..</a>	Do you know the HIV status of [name]? Third most recent partner	discrete	numeric-12.0	109	2955	-
166	<a href="#">srs_recn ..</a>	What is the HIV status of [name]? Third most recent partner	discrete	numeric-12.0	39	3025	-
167	<a href="#">srs_recn ..</a>	How did you find out their HIV status? Third most recent partner	discrete	numeric-12.0	39	3025	-
168	<a href="#">srs_recn ..</a>	Please specify details on other way you find out about the person's HIV status?	discrete	character-1	2	0	-
169	<a href="#">srs_recn ..</a>	Do you know if [name]is taking ART? Third most recent partner	discrete	numeric-12.0	2	3062	-

File AHRI.DREAMS.MultiLevel.SexualRelatSelFilled.2019.v1							
#	Name	Label	Type	Format	Valid	Invalid	Question
170	<a href="#">srs_recn ..</a>	Does this person know your current HIV status?Third most recent partner	discrete	numeric-12.0	109	2955	-
171	<a href="#">srs_recn ..</a>	During your relationship with [name] in the past year, did you take PrEP to prev	discrete	numeric-12.0	109	2955	-
172	<a href="#">srs_recn ..</a>	Why did you decide not to take PrEP? Third most recent partner	discrete	numeric-12.0	81	2983	-
173	<a href="#">srs_recn ..</a>	Please specify other reason for not taking PREP. Third most recent partner	discrete	character-18	2	0	-
174	<a href="#">srs_recn ..</a>	Over the past 12 months, during your relationships with X do you know or suspect	discrete	numeric-12.0	109	2955	-
175	<a href="#">srs_rece ..</a>	Calculated age difference. Most recent partner	discrete	character-1	0	0	-
176	<a href="#">srs_rece ..</a>	Calculated age difference. Second most recent partner	discrete	character-5	284	0	-
177	<a href="#">srs_rece ..</a>	Calculated age difference. Third most recent partner	discrete	character-5	87	0	-
178	<a href="#">srs_gems01</a>	A woman's most important role is to take care of her home and cook for her famil	discrete	numeric-12.0	2392	672	-
179	<a href="#">srs_gems02</a>	Changing nappies/diapers, giving the children a bath, and feeding the children a	discrete	numeric-12.0	2392	672	-
180	<a href="#">srs_gems03</a>	A man should have the final word about decisions in the home	discrete	numeric-12.0	2392	672	-
181	<a href="#">srs_gems04</a>	It is important that a father is present in the lives of his children, even if h	discrete	numeric-12.0	2392	672	-
182	<a href="#">srs_gems05</a>	The husband should decide to buy the major household items	discrete	numeric-12.0	2391	673	-
183	<a href="#">srs_gems06</a>	A woman should obey her husband in all things	discrete	numeric-12.0	2391	673	-
184	<a href="#">srs_gems07</a>	Males and females have an equal right to finish school	discrete	numeric-12.0	2390	674	-
185	<a href="#">srs_gems08</a>	Females should have their own source of income	discrete	numeric-12.0	2391	673	-
186	<a href="#">srs_gems09</a>	It is the man who decides what type of sex to have	discrete	numeric-12.0	2392	672	-
187	<a href="#">srs_gems10</a>	Men need sex more than women do	discrete	numeric-12.0	2391	673	-
188	<a href="#">srs_gems11</a>	You don't talk about sex, you just do it	discrete	numeric-12.0	2391	673	-
189	<a href="#">srs_gems12</a>	Men are always ready to have sex	discrete	numeric-12.0	2390	674	-

File AHRI.DREAMS.MultiLevel.SexualRelatSelFilled.2019.v1							
#	Name	Label	Type	Format	Valid	Invalid	Question
190	<a href="#">srs_gems13</a>	A man should know what his partner likes during sex	discrete	numeric-12.0	2392	672	-
191	<a href="#">srs_gems14</a>	A woman who has sex before she marries does not deserve respect	discrete	numeric-12.0	2392	672	-
192	<a href="#">srs_gems15</a>	A woman should not initiate sex	discrete	numeric-12.0	2390	674	-
193	<a href="#">srs_gems16</a>	Women who carry condoms are "easy"	discrete	numeric-12.0	2391	673	-
194	<a href="#">srs_gems17</a>	It is a woman's responsibility to avoid getting pregnant	discrete	numeric-12.0	2391	673	-
195	<a href="#">srs_gems18</a>	A couple should decide together if they want to have children	discrete	numeric-12.0	2392	672	-
196	<a href="#">srs_gems19</a>	In my opinion, a woman can suggest using condoms just like a man can	discrete	numeric-12.0	2389	675	-
197	<a href="#">srs_gems20</a>	If a man gets a woman pregnant, the child is the responsibility of both	discrete	numeric-12.0	2391	673	-
198	<a href="#">srs_gems21</a>	A man and a woman should decide together what type of contraceptive to use	discrete	numeric-12.0	2391	673	-
199	<a href="#">srs_gems22</a>	Only when a woman has a child is she a real woman	discrete	numeric-12.0	2391	673	-
200	<a href="#">srs_gems23</a>	A real man produces a male child	discrete	numeric-12.0	2392	672	-
201	<a href="#">srs_gems24</a>	A man and woman should decide together whether to use a condom	discrete	numeric-12.0	2390	674	-
202	<a href="#">srs_gems25</a>	There are times when a woman deserves to be beaten	discrete	numeric-12.0	2391	673	-
203	<a href="#">srs_gems26</a>	A woman should tolerate violence in order to keep her family together	discrete	numeric-12.0	2392	672	-
204	<a href="#">srs_gems27</a>	If a woman cheats on a man, it is okay for him to hit her	discrete	numeric-12.0	2392	672	-
205	<a href="#">srs_gems28</a>	If someone insults a man he should defend his reputation with force if he has to	discrete	numeric-12.0	2391	673	-
206	<a href="#">srs_gems29</a>	It is okay for a man to hit his wife if she won't have sex with him.	discrete	numeric-12.0	2390	674	-
207	<a href="#">srs_gems30</a>	A man using violence against his sexual partner is a private matter that shouldn	discrete	numeric-12.0	2392	672	-
208	<a href="#">srs_fema..</a>	Has any male ever done any of the following things to you:	discrete	numeric-12.0	36	3028	-
209	<a href="#">srs_fema..</a>	Has any male ever done any of the following things to you:	discrete	numeric-12.0	333	2731	-

File AHRI.DREAMS.MultiLevel.SexualRelatSelFilled.2019.v1							
#	Name	Label	Type	Format	Valid	Invalid	Question
210	<a href="#">srs_fema..</a>	Has any male ever done any of the following things to you:	discrete	numeric-12.0	26	3038	-
211	<a href="#">srs_fema..</a>	Has any male ever done any of the following things to you:	discrete	numeric-12.0	43	3021	-
212	<a href="#">srs_fema..</a>	Has any male ever done any of the following things to you:	discrete	numeric-12.0	11	3053	-
213	<a href="#">srs_fema..</a>	Has any male ever done any of the following things to you:	discrete	numeric-12.0	46	3018	-
214	<a href="#">srs_fema..</a>	Has any male ever done any of the following things to you:	discrete	numeric-12.0	14	3050	-
215	<a href="#">srs_fema..</a>	Has any male ever done any of the following things to you:	discrete	numeric-12.0	9	3055	-
216	<a href="#">srs_fema..</a>	Has any male ever done any of the following things to you:	discrete	numeric-12.0	18	3046	-
217	<a href="#">srs_fema..</a>	Has any male ever done any of the following things to you:	discrete	numeric-12.0	6	3058	-
218	<a href="#">srs_fema..</a>	Has any male ever done any of the following things to you:	discrete	numeric-12.0	7	3057	-
219	<a href="#">srs_fema..</a>	Has any male ever done any of the following things to you:	discrete	numeric-12.0	8	3056	-
220	<a href="#">srs_fema..</a>	Has any male ever done any of the following things to you:	discrete	numeric-12.0	7	3057	-
221	<a href="#">srs_fema..</a>	Has any male ever done any of the following things to you:	discrete	numeric-12.0	10	3054	-
222	<a href="#">srs_fema..</a>	Has any male ever done any of the following things to you:	discrete	numeric-12.0	10	3054	-
223	<a href="#">srs_fema..</a>	Has any male ever done any of the following things to you:	discrete	numeric-12.0	7	3057	-
224	<a href="#">srs_fema..</a>	Has any male done any of the following things to you in the last 12 months:	discrete	numeric-12.0	22	3042	-
225	<a href="#">srs_fema..</a>	Has any male done any of the following things to you in the last 12 months:	discrete	numeric-12.0	369	2695	-
226	<a href="#">srs_fema..</a>	Has any male done any of the following things to you in the last 12 months:	discrete	numeric-12.0	11	3053	-
227	<a href="#">srs_fema..</a>	Has any male done any of the following things to you in the last 12 months:	discrete	numeric-12.0	16	3048	-

File AHRI.DREAMS.MultiLevel.SexualRelatSelFilled.2019.v1							
#	Name	Label	Type	Format	Valid	Invalid	Question
228	<a href="#">srs_fema..</a>	Has any male done any of the following things to you in the last 12 months:	discrete	numeric-12.0	2	3062	-
229	<a href="#">srs_fema..</a>	Has any male done any of the following things to you in the last 12 months:	discrete	numeric-12.0	16	3048	-
230	<a href="#">srs_fema..</a>	Has any male done any of the following things to you in the last 12 months:	discrete	numeric-12.0	4	3060	-
231	<a href="#">srs_fema..</a>	Has any male done any of the following things to you in the last 12 months:	discrete	numeric-12.0	4	3060	-
232	<a href="#">srs_fema..</a>	Has any male done any of the following things to you in the last 12 months:	discrete	numeric-12.0	5	3059	-
233	<a href="#">srs_fema..</a>	Has any male done any of the following things to you in the last 12 months:	discrete	numeric-12.0	2	3062	-
234	<a href="#">srs_fema..</a>	Has any male done any of the following things to you in the last 12 months:	discrete	numeric-12.0	3	3061	-
235	<a href="#">srs_fema..</a>	Has any male done any of the following things to you in the last 12 months:	discrete	numeric-12.0	1	3063	-
236	<a href="#">srs_fema..</a>	Has any male done any of the following things to you in the last 12 months:	discrete	numeric-12.0	1	3063	-
237	<a href="#">srs_fema..</a>	Has any male done any of the following things to you in the last 12 months:	discrete	numeric-12.0	2	3062	-
238	<a href="#">srs_fema..</a>	Has any male done any of the following things to you in the last 12 months:	discrete	numeric-12.0	5	3059	-
239	<a href="#">srs_fema..</a>	Has any male done any of the following things to you in the last 12 months:	discrete	numeric-12.0	2	3062	-
240	<a href="#">srs_male..</a>	Has anyone ever done any of the following things to you:	discrete	numeric-12.0	238	2826	-
241	<a href="#">srs_male..</a>	Has anyone ever done any of the following things to you:	discrete	numeric-12.0	1223	1841	-
242	<a href="#">srs_male..</a>	Has anyone ever done any of the following things to you:	discrete	numeric-12.0	153	2911	-
243	<a href="#">srs_male..</a>	Has anyone ever done any of the following things to you:	discrete	numeric-12.0	299	2765	-
244	<a href="#">srs_male..</a>	Has anyone ever done any of the following things to you:	discrete	numeric-12.0	148	2916	-
245	<a href="#">srs_male..</a>	Has anyone ever done any of the following things to you:	discrete	numeric-12.0	261	2803	-
246	<a href="#">srs_male..</a>	Has anyone ever done any of the following things to you:	discrete	numeric-12.0	54	3010	-
247	<a href="#">srs_male..</a>	Has anyone ever done any of the following things to you:	discrete	numeric-12.0	181	2883	-

File AHRI.DREAMS.MultiLevel.SexualRelatSelFilled.2019.v1							
#	Name	Label	Type	Format	Valid	Invalid	Question
248	<a href="#">srs_male_..</a>	Has anyone ever done any of the following things to you:	discrete	numeric-12.0	129	2935	-
249	<a href="#">srs_male_..</a>	Has anyone ever done any of the following things to you:	discrete	numeric-12.0	52	3012	-
250	<a href="#">srs_male_..</a>	Has anyone ever done any of the following things to you:	discrete	numeric-12.0	152	2912	-
251	<a href="#">srs_male_..</a>	Has anyone ever done any of the following things to you:	discrete	numeric-12.0	101	2963	-
252	<a href="#">srs_male_..</a>	Has anyone ever done any of the following things to you:	discrete	numeric-12.0	38	3026	-
253	<a href="#">srs_male_..</a>	Has anyone ever done any of the following things to you:	discrete	numeric-12.0	29	3035	-
254	<a href="#">srs_male_..</a>	Has anyone ever done any of the following things to you:	discrete	numeric-12.0	16	3048	-
255	<a href="#">srs_male_..</a>	Has anyone ever done any of the following things to you:	discrete	numeric-12.0	11	3053	-
256	<a href="#">srs_male_..</a>	Has anyone ever done any of the following things to you in the last 12 months:	discrete	numeric-12.0	151	2913	-
257	<a href="#">srs_male_..</a>	Has anyone ever done any of the following things to you in the last 12 months:	discrete	numeric-12.0	1345	1719	-
258	<a href="#">srs_male_..</a>	Has anyone ever done any of the following things to you in the last 12 months:	discrete	numeric-12.0	95	2969	-
259	<a href="#">srs_male_..</a>	Has anyone ever done any of the following things to you in the last 12 months:	discrete	numeric-12.0	190	2874	-
260	<a href="#">srs_male_..</a>	Has anyone ever done any of the following things to you in the last 12 months:	discrete	numeric-12.0	78	2986	-
261	<a href="#">srs_male_..</a>	Has anyone ever done any of the following things to you in the last 12 months:	discrete	numeric-12.0	130	2934	-
262	<a href="#">srs_male_..</a>	Has anyone ever done any of the following things to you in the last 12 months:	discrete	numeric-12.0	40	3024	-
263	<a href="#">srs_male_..</a>	Has anyone ever done any of the following things to you in the last 12 months:	discrete	numeric-12.0	96	2968	-
264	<a href="#">srs_male_..</a>	Has anyone ever done any of the following things to you in the last 12 months:	discrete	numeric-12.0	61	3003	-
265	<a href="#">srs_male_..</a>	Has anyone ever done any of the following things to you in the last 12 months:	discrete	numeric-12.0	29	3035	-
266	<a href="#">srs_male_..</a>	Has anyone ever done any of the following things to you in the last 12 months:	discrete	numeric-12.0	94	2970	-
267	<a href="#">srs_male_..</a>	Has anyone ever done any of the following things to you in the last 12 months:	discrete	numeric-12.0	72	2992	-

File AHRI.DREAMS.MultiLevel.SexualRelatSelFilled.2019.v1							
#	Name	Label	Type	Format	Valid	Invalid	Question
268	<a href="#">srs_male_..</a>	Has anyone ever done any of the following things to you in the last 12 months:	discrete	numeric-12.0	22	3042	-
269	<a href="#">srs_male_..</a>	Has anyone ever done any of the following things to you in the last 12 months:	discrete	numeric-12.0	26	3038	-
270	<a href="#">srs_male_..</a>	Has anyone ever done any of the following things to you in the last 12 months:	discrete	character-2	11	0	-
271	<a href="#">srs_male_..</a>	Has anyone ever done any of the following things to you in the last 12 months:	discrete	character-2	9	0	-
272	<a href="#">srs_sasa_..</a>	Has your partner/most recent partner done at least one of the following things t	discrete	numeric-12.0	3	3061	-
273	<a href="#">srs_sasa_..</a>	Has your partner/most recent partner done at least one of the following things t	discrete	numeric-12.0	134	2930	-
274	<a href="#">srs_sasa_..</a>	Has your partner/most recent partner done at least one of the following things t	discrete	numeric-12.0	4	3060	-
275	<a href="#">srs_sasa_..</a>	Has your partner/most recent partner done at least one of the following things t	discrete	numeric-12.0	1	3063	-
276	<a href="#">srs_sasa_..</a>	Has your partner/most recent partner done at least one of the following things t	discrete	numeric-12.0	1	3063	-
277	<a href="#">srs_sasa_..</a>	Has your partner/most recent partner done at least one of the following things t	discrete	numeric-12.0	1	3063	-
278	<a href="#">srs_sasa_..</a>	Has your partner/most recent partner done at least one of the following things t	discrete	numeric-12.0	3	3061	-
279	<a href="#">srs_usev_..</a>	Have you used physical or sexual violence on your partner in the last 12 months?	discrete	numeric-12.0	136	2928	-
280	<a href="#">srs_srps_..</a>	Most of the time, we do what my partner wants to do	discrete	numeric-12.0	236	2828	-
281	<a href="#">srs_srps_..</a>	My partner won't let me wear certain things	discrete	numeric-12.0	236	2828	-
282	<a href="#">srs_srps_..</a>	When my partner and I are together, I'm pretty quiet	discrete	numeric-12.0	236	2828	-
283	<a href="#">srs_srps_..</a>	My partner has more say than I do about important decisions that affect us	discrete	numeric-12.0	236	2828	-
284	<a href="#">srs_srps_..</a>	My partner tells me who I can spend time with	discrete	numeric-12.0	236	2828	-
285	<a href="#">srs_srps_..</a>	If I asked my partner to use a condom, he would think I'm having sex with other	discrete	numeric-12.0	235	2829	-
286	<a href="#">srs_srps_..</a>	I feel trapped or stuck in our relationship	discrete	numeric-12.0	236	2828	-

File AHRI.DREAMS.MultiLevel.SexualRelatSelFilled.2019.v1							
#	Name	Label	Type	Format	Valid	Invalid	Question
287	<a href="#">srs_srps ..</a>	My partner does what he wants, even if I do not want him to	discrete	numeric-12.0	236	2828	-
288	<a href="#">srs_srps ..</a>	I am more committed to our relationship than my partner is	discrete	numeric-12.0	236	2828	-
289	<a href="#">srs_srps ..</a>	When my partner and I disagree, he gets his way most of the time	discrete	numeric-12.0	236	2828	-
290	<a href="#">srs_srps ..</a>	My partner gets more out of our relationship than I do	discrete	numeric-12.0	236	2828	-
291	<a href="#">srs_srps ..</a>	My partner always wants to know where I am	discrete	numeric-12.0	236	2828	-
292	<a href="#">srs_srps ..</a>	If I asked my partner to use a condom, he would get angry	discrete	numeric-12.0	235	2829	-
293	<a href="#">srs_srps ..</a>	If I asked my partner to use a condom, he would get violent	discrete	numeric-12.0	235	2829	-
294	<a href="#">srs_dmnds ..</a>	Who usually has more say about whose friends to go out with?	discrete	numeric-12.0	2393	671	-
295	<a href="#">srs_dmnds ..</a>	Who usually has more say about whether you have sex?	discrete	numeric-12.0	1561	1503	-
296	<a href="#">srs_dmnds ..</a>	Who usually has more say about what you do together?	discrete	numeric-12.0	2393	671	-
297	<a href="#">srs_dmnds ..</a>	Who usually has more say about how often you see one another?	discrete	numeric-12.0	2393	671	-
298	<a href="#">srs_dmnds ..</a>	Who usually has more say about when you talk about serious things?	discrete	numeric-12.0	2393	671	-
299	<a href="#">srs_dmnds ..</a>	In general, who do you think has more power in your relationship?	discrete	numeric-12.0	2393	671	-
300	<a href="#">srs_dmnds ..</a>	Who usually has more say about whether you use condoms?	discrete	numeric-12.0	1561	1503	-
301	<a href="#">srs_dmnds ..</a>	Who usually has more say about what types of sexual acts you do?	discrete	numeric-12.0	1560	1504	-
302	<a href="#">srs_sv_t ..</a>	If it is safe for you to wait up to 3 days for help, then click HERE to give us	discrete	numeric-12.0	2389	675	-
303	<a href="#">srs_sv_c ..</a>	Please tell us how you would like us to contact you:	discrete	numeric-12.0	59	3005	-
304	<a href="#">srs_sv_p ..</a>	Please indicate when is best to call:	discrete	character-23	41	0	-
305	<a href="#">srs_sv_v ..</a>	Please indicate which time of day is best:	discrete	character-37	18	0	-

File AHRI.DREAMS.MultiLevel.SpecimenCollection.2019.v1							
#	Name	Label	Type	Format	Valid	Invalid	Question

File AHRI.DREAMS.MultiLevel.SpecimenCollection.2019.v1							
#	Name	Label	Type	Format	Valid	Invalid	Question
1	<a href="#">project_id</a>	REDCap Project Identifier	discrete	numeric-12.0	3064	0	-
2	<a href="#">event_id</a>	REDCap Event Identifier	discrete	numeric-12.0	3064	0	-
3	<a href="#">cohort</a>	Cohort Description	discrete	character-10	3064	0	-
4	<a href="#">round</a>	Round Description	discrete	character-18	3064	0	-
5	<a href="#">IintId</a>	Individual ID	continuous	numeric-12.0	3064	0	-
6	<a href="#">dr_speci..</a>	Was a research blood specimen collected?	discrete	numeric-12.0	2130	934	-
7	<a href="#">dr_parti..</a>	Scan the Participant ID	discrete	character-13	2068	0	-
8	<a href="#">dr_barcode</a>	Scan Specimen barcode here	discrete	character-13	2068	0	-
9	<a href="#">dr_speci..</a>	Specimen Status	discrete	character-1	0	0	-
10	<a href="#">dr_speci..</a>	Specimen Collection Date	discrete	character-11	2068	-	-
11	<a href="#">dr_hsv_t..</a>	HSV Result	discrete	numeric-12.0	1925	1139	-
12	<a href="#">dr_hiv_t..</a>	HIV Result	discrete	numeric-12.0	2065	999	-
13	<a href="#">dr_hiv_t..</a>	HIV Test comment	discrete	character-30	2	0	-
14	<a href="#">dr_vl_te..</a>	Viral Load Result	discrete	character-12	294	0	-
15	<a href="#">dr_refer..</a>	Does this person wishes to be referred to the fixed clinic for HIV testing?	discrete	numeric-12.0	2395	669	-
16	<a href="#">dr_targe..</a>	What is the agreed target date to get to the clinic?	discrete	character-11	1	-	-
17	<a href="#">dr_targe..</a>	To which clinic is the individual going?	discrete	character-16	1	0	-
18	<a href="#">dr_targe..</a>	Please specify details of the clinic other the individual is going <u	discrete	character-1	0	0	-
19	<a href="#">dr_targe..</a>	Please specify details of the clinic the individual is going <u	discrete	character-1	0	0	-

# Variables Description

**Dataset contains 2362 variable(s)**

# File : AHRI.DREAMS.MultiLevel.AssessmentOfCapacity.2019.v1

## # project\_id: REDCap Project Identifier

Information	[Type= discrete] [Format=numeric] [Range= 463-463] [Missing=*]
Statistics [NW/ W]	[Valid=3064 /-] [Invalid=0 /-]

## # event\_id: REDCap Event Identifier

Information	[Type= discrete] [Format=numeric] [Range= 1372-1372] [Missing=*]
Statistics [NW/ W]	[Valid=3064 /-] [Invalid=0 /-]

## # cohort: Cohort Description

Information	[Type= discrete] [Format=character] [Missing=*]
Statistics [NW/ W]	[Valid=3064 /-] [Invalid=0 /-]

## # round: Round Description

Information	[Type= discrete] [Format=character] [Missing=*]
Statistics [NW/ W]	[Valid=3064 /-] [Invalid=0 /-]

## # IIntId: Individual ID

Information	[Type= continuous] [Format=numeric] [Range= 261-220477] [Missing=*]
Statistics [NW/ W]	[Valid=3064 /-] [Invalid=0 /-] [Mean=89193.296 /-] [StdDev=49808.601 /-]

## # ac\_assess\_step1: HAPPY with Step 1?

Information	[Type= discrete] [Format=numeric] [Range= 1-2] [Missing=*]
Statistics [NW/ W]	[Valid=2398 /-] [Invalid=666 /-]

Value	Label	Cases	Percentage
1	Yes, seek signature	2394	99.8%
2	No, not happy	4	0.2%
Sysmiss		666	

Warning: these figures indicate the number of cases found in the data file. They cannot be interpreted as summary statistics of the population of interest.

## # ac\_assess\_step2: HAPPY with Step 2?

Information	[Type= discrete] [Format=numeric] [Range= 1-2] [Missing=*]
Statistics [NW/ W]	[Valid=4 /-] [Invalid=3060 /-]

Value	Label	Cases	Percentage
1	Yes, seek signature	1	25.0%
2	No, not happy	3	75.0%
Sysmiss		3060	

Warning: these figures indicate the number of cases found in the data file. They cannot be interpreted as summary statistics of the population of interest.

## # ac\_assess\_step3: HAPPY with Step 3?

Information	[Type= discrete] [Format=numeric] [Range= 1-2] [Missing=*]
Statistics [NW/ W]	[Valid=3 /-] [Invalid=3061 /-]

Value	Label	Cases	Percentage
1	Yes, seek signature	0	
2	No, not happy	3	100.0%
Sysmiss		3061	

Warning: these figures indicate the number of cases found in the data file. They cannot be interpreted as summary statistics of the population of interest.

# File : AHRI.DREAMS.MultiLevel.AssessmentOfCapacity.2019.v1

# ac\_assess\_result: Is this individual capable to participate?

**Information** [Type= discrete] [Format=numeric] [Range= 0-98] [Missing=\*]

**Statistics [NW/ W]** [Valid=2398 /-] [Invalid=666 /-]

Value	Label	Cases	Percentage
0	No, I have never had it	0	
1	Yes	2395	99.9%
2	No	3	0.1%
3	Yes, but not sure about the exact age	0	
90	I am not sure	0	
93	Prefer not to answer	0	
95	Not had sex with this partner in the last 4 weeks	0	
97	N/A	0	
98	Don't know	0	
Sysmiss		666	

*Warning: these figures indicate the number of cases found in the data file. They cannot be interpreted as summary statistics of the population of interest.*

# File : AHRI.DREAMS.MultiLevel.CombinedDataset.2019.v1

## # project\_id: REDCap Project Identifier

Information	[Type= discrete] [Format=numeric] [Range= 463-463] [Missing=*]
Statistics [NW/ W]	[Valid=3064 /-] [Invalid=0 /-]

## # event\_id: REDCap Event Identifier

Information	[Type= discrete] [Format=numeric] [Range= 1372-1372] [Missing=*]
Statistics [NW/ W]	[Valid=3064 /-] [Invalid=0 /-]

## # cohort: Cohort Description

Information	[Type= discrete] [Format=character] [Missing=*]
Statistics [NW/ W]	[Valid=3064 /-] [Invalid=0 /-]

## # round: Round Description

Information	[Type= discrete] [Format=character] [Missing=*]
Statistics [NW/ W]	[Valid=3064 /-] [Invalid=0 /-]

## # IIntId: Individual ID

Information	[Type= continuous] [Format=numeric] [Range= 261-220477] [Missing=*]
Statistics [NW/ W]	[Valid=3064 /-] [Invalid=0 /-] [Mean=89193.296 /-] [StdDev=49808.601 /-]

## # BSIntId: BSID

Information	[Type= continuous] [Format=numeric] [Range= 32-90721] [Missing=*]
Statistics [NW/ W]	[Valid=3064 /-] [Invalid=0 /-] [Mean=9506.417 /-] [StdDev=10479.997 /-]

## # urban\_or\_rural: Is BSID location categorised as urban or rural?

Information	[Type= discrete] [Format=character] [Missing=*]
Statistics [NW/ W]	[Valid=3064 /-] [Invalid=0 /-]

## # HHIntId: HHID

Information	[Type= continuous] [Format=numeric] [Range= 49-43674] [Missing=*]
Statistics [NW/ W]	[Valid=3064 /-] [Invalid=0 /-] [Mean=12571.195 /-] [StdDev=10210.399 /-]

## # isigodi: Isigodi Name

Information	[Type= discrete] [Format=character] [Missing=*]
Statistics [NW/ W]	[Valid=3064 /-] [Invalid=0 /-]

## # municname: Municipality Name

Information	[Type= discrete] [Format=character] [Missing=*]
Statistics [NW/ W]	[Valid=3057 /-] [Invalid=0 /-]

## # wardno: Ward Number

Information	[Type= discrete] [Format=numeric] [Range= 1-20] [Missing=*]
Statistics [NW/ W]	[Valid=3057 /-] [Invalid=7 /-]

## # ca\_weekblock: Weekblock

Information	[Type= discrete] [Format=character] [Missing=*]
Statistics [NW/ W]	[Valid=3064 /-] [Invalid=0 /-]

## # ca\_contact\_attmp1: Conducting Contact Attempt

Information	[Type= discrete] [Format=numeric] [Range= 0-98] [Missing=*]
-------------	---

# File : AHRI.DREAMS.MultiLevel.CombinedDataset.2019.v1

## # ca\_contact\_attmp1: Conducting Contact Attempt

Statistics [NW/ W] [Valid=3064 /-] [Invalid=0 /-]

Value	Label	Cases	Percentage
0	No, I have never had it	0	
1	Yes	3064	100.0%
2	No	0	
3	Yes, but not sure about the exact age	0	
90	I am not sure	0	
93	Prefer not to answer	0	
95	Not had sex with this partner in the last 4 weeks	0	
97	N/A	0	
98	Don't know	0	

Warning: these figures indicate the number of cases found in the data file. They cannot be interpreted as summary statistics of the population of interest.

## # ca\_staffname\_attmp1: Staff Member

Information [Type= discrete] [Format=character] [Missing=\*]

Statistics [NW/ W] [Valid=3064 /-] [Invalid=0 /-]

## # ca\_datetime\_attmp1: Attempt Date and Time

Information [Type= discrete] [Format=character] [Missing=\*]

Statistics [NW/ W] [Valid=3063 /-]

## # ca\_was\_contacted\_attmp1: Was the participant contacted

Information [Type= discrete] [Format=numeric] [Range= 0-98] [Missing=\*]

Statistics [NW/ W] [Valid=3063 /-] [Invalid=1 /-]

Value	Label	Cases	Percentage
0	No, I have never had it	0	
1	Yes	1436	46.9%
2	No	1626	53.1%
3	Yes, but not sure about the exact age	1	0.0%
90	I am not sure	0	
93	Prefer not to answer	0	
95	Not had sex with this partner in the last 4 weeks	0	
97	N/A	0	
98	Don't know	0	
Sysmiss		1	

Warning: these figures indicate the number of cases found in the data file. They cannot be interpreted as summary statistics of the population of interest.

## # ca\_was\_parenthome\_attmp1: Was the participant's parent or guardian at home

Information [Type= discrete] [Format=numeric] [Range= 0-98] [Missing=\*]

Statistics [NW/ W] [Valid=761 /-] [Invalid=2303 /-]

Value	Label	Cases	Percentage
0	No, I have never had it	0	
1	Yes	577	75.8%
2	No	184	24.2%
3	Yes, but not sure about the exact age	0	

# File : AHRI.DREAMS.MultiLevel.CombinedDataset.2019.v1

## # ca\_was\_parenthome\_attmp1: Was the participant's parent or guardian at home

Value	Label	Cases	Percentage
90	I am not sure	0	
93	Prefer not to answer	0	
95	Not had sex with this partner in the last 4 weeks	0	
97	N/A	0	
98	Don't know	0	
Sysmiss		2303	

Warning: these figures indicate the number of cases found in the data file. They cannot be interpreted as summary statistics of the population of interest.

## # ca\_parental\_consent\_attmp1: Was parent or guardian willing to give Informed Consent?

Information	[Type= discrete] [Format=numeric] [Range= 0-98] [Missing=*]
Statistics [NW/ W]	[Valid=578 /-] [Invalid=2486 /-]

Value	Label	Cases	Percentage
0	No, I have never had it	0	
1	Yes	573	99.1%
2	No	5	0.9%
3	Yes, but not sure about the exact age	0	
90	I am not sure	0	
93	Prefer not to answer	0	
95	Not had sex with this partner in the last 4 weeks	0	
97	N/A	0	
98	Don't know	0	
Sysmiss		2486	

Warning: these figures indicate the number of cases found in the data file. They cannot be interpreted as summary statistics of the population of interest.

## # ca\_req\_samesex\_attmp1: Did the participant asked to be interviewed by a same sex Tracker?

Information	[Type= discrete] [Format=numeric] [Range= 0-98] [Missing=*]
Statistics [NW/ W]	[Valid=1431 /-] [Invalid=1633 /-]

Value	Label	Cases	Percentage
0	No, I have never had it	0	
1	Yes	0	
2	No	1431	100.0%
3	Yes, but not sure about the exact age	0	
90	I am not sure	0	
93	Prefer not to answer	0	
95	Not had sex with this partner in the last 4 weeks	0	
97	N/A	0	
98	Don't know	0	
Sysmiss		1633	

Warning: these figures indicate the number of cases found in the data file. They cannot be interpreted as summary statistics of the population of interest.

## # ca\_samesex\_reas\_attmp1: What is the reason why the participant requested a same sex Tracker?

Information	[Type= discrete] [Format=character] [Missing=*]
Statistics [NW/ W]	[Valid=0 /-] [Invalid=0 /-]

# File : AHRI.DREAMS.MultiLevel.CombinedDataset.2019.v1

## # ca\_surveyed\_attmp1: Was the participant contacted and willing to be surveyed?

**Information** [Type= discrete] [Format=numeric] [Range= 0-98] [Missing=\*]

**Statistics [NW/ W]** [Valid=1440 /-] [Invalid=1624 /-]

Value	Label	Cases	Percentage
0	No, I have never had it	0	
1	Yes	1381	95.9%
2	No	59	4.1%
3	Yes, but not sure about the exact age	0	
90	I am not sure	0	
93	Prefer not to answer	0	
95	Not had sex with this partner in the last 4 weeks	0	
97	N/A	0	
98	Don't know	0	
Sysmiss		1624	

*Warning: these figures indicate the number of cases found in the data file. They cannot be interpreted as summary statistics of the population of interest.*

## # ca\_refused\_attmp1: Did the participant / parent / guardian refused participation?

**Information** [Type= discrete] [Format=numeric] [Range= 0-98] [Missing=\*]

**Statistics [NW/ W]** [Valid=65 /-] [Invalid=2999 /-]

Value	Label	Cases	Percentage
0	No, I have never had it	0	
1	Yes	46	70.8%
2	No	19	29.2%
3	Yes, but not sure about the exact age	0	
90	I am not sure	0	
93	Prefer not to answer	0	
95	Not had sex with this partner in the last 4 weeks	0	
97	N/A	0	
98	Don't know	0	
Sysmiss		2999	

*Warning: these figures indicate the number of cases found in the data file. They cannot be interpreted as summary statistics of the population of interest.*

## # ca\_resch\_vsdate\_attmp1: Reschedule next visit date

**Information** [Type= discrete] [Format=character] [Missing=\*]

**Statistics [NW/ W]** [Valid=104 /-]

## # ca\_fieldcomm\_attmp1: Comments for Contact attempt

**Information** [Type= discrete] [Format=character] [Missing=\*]

**Statistics [NW/ W]** [Valid=2674 /-]

## # ca\_contact\_attmp2: Conducting Contact Attempt


**Information** [Type= discrete] [Format=numeric] [Range= 0-98] [Missing=\*]

**Statistics [NW/ W]** [Valid=1647 /-] [Invalid=1417 /-]

Value	Label	Cases	Percentage
0	No, I have never had it	0	
1	Yes	1308	79.4%

# File : AHRI.DREAMS.MultiLevel.CombinedDataset.2019.v1

## # ca\_contact\_attmp2: Conducting Contact Attempt

Value	Label	Cases	Percentage
2	No	339	 20.6%
3	Yes, but not sure about the exact age	0	
90	I am not sure	0	
93	Prefer not to answer	0	
95	Not had sex with this partner in the last 4 weeks	0	
97	N/A	0	
98	Don't know	0	
Sysmiss		1417	

Warning: these figures indicate the number of cases found in the data file. They cannot be interpreted as summary statistics of the population of interest.

## # ca\_staffname\_attmp2: Staff Member



Information	[Type= discrete] [Format=character] [Missing=*]
Statistics [NW/ W]	[Valid=1312 /-] [Invalid=0 /-]

## # ca\_datetime\_attmp2: Attempt Date and Time

Information	[Type= discrete] [Format=character] [Missing=*]
Statistics [NW/ W]	[Valid=1312 /-]

## # ca\_was\_contacted\_attmp2: Was the participant contacted



Information	[Type= discrete] [Format=numeric] [Range= 0-98] [Missing=*]
Statistics [NW/ W]	[Valid=1312 /-] [Invalid=1752 /-]

Value	Label	Cases	Percentage
0	No, I have never had it	0	
1	Yes	742	 56.6%
2	No	570	 43.4%
3	Yes, but not sure about the exact age	0	
90	I am not sure	0	
93	Prefer not to answer	0	
95	Not had sex with this partner in the last 4 weeks	0	
97	N/A	0	
98	Don't know	0	
Sysmiss		1752	

Warning: these figures indicate the number of cases found in the data file. They cannot be interpreted as summary statistics of the population of interest.

## # ca\_was\_parenthome\_attmp2: Was the participant's parent or guardian at home

Information	[Type= discrete] [Format=numeric] [Range= 0-98] [Missing=*]
Statistics [NW/ W]	[Valid=275 /-] [Invalid=2789 /-]

Value	Label	Cases	Percentage
0	No, I have never had it	0	
1	Yes	226	 82.2%
2	No	49	 17.8%
3	Yes, but not sure about the exact age	0	
90	I am not sure	0	
93	Prefer not to answer	0	
95	Not had sex with this partner in the last 4 weeks	0	

## File : AHRI.DREAMS.MultiLevel.CombinedDataset.2019.v1

### # ca\_was\_parenthome\_attmp2: Was the participant's parent or guardian at home

Value	Label	Cases	Percentage
97	N/A	0	
98	Don't know	0	
Sysmiss		2789	

Warning: these figures indicate the number of cases found in the data file. They cannot be interpreted as summary statistics of the population of interest.

### # ca\_parental\_consent\_attmp2: Was parent or guardian willing to give Informed Consent?

Information	[Type= discrete] [Format=numeric] [Range= 0-98] [Missing=*]
Statistics [NW/ W]	[Valid=226 /-] [Invalid=2838 /-]

Value	Label	Cases	Percentage
0	No, I have never had it	0	
1	Yes	223	98.7%
2	No	3	1.3%
3	Yes, but not sure about the exact age	0	
90	I am not sure	0	
93	Prefer not to answer	0	
95	Not had sex with this partner in the last 4 weeks	0	
97	N/A	0	
98	Don't know	0	
Sysmiss		2838	

Warning: these figures indicate the number of cases found in the data file. They cannot be interpreted as summary statistics of the population of interest.

### # ca\_req\_samesex\_attmp2: Did the participant asked to be interviewed by a same sex Tracker?

Information	[Type= discrete] [Format=numeric] [Range= 0-98] [Missing=*]
Statistics [NW/ W]	[Valid=741 /-] [Invalid=2323 /-]

Value	Label	Cases	Percentage
0	No, I have never had it	0	
1	Yes	0	
2	No	741	100.0%
3	Yes, but not sure about the exact age	0	
90	I am not sure	0	
93	Prefer not to answer	0	
95	Not had sex with this partner in the last 4 weeks	0	
97	N/A	0	
98	Don't know	0	
Sysmiss		2323	

Warning: these figures indicate the number of cases found in the data file. They cannot be interpreted as summary statistics of the population of interest.

### # ca\_samesex\_reas\_attmp2: What is the reason why the participant requested a same sex Tracker?

Information	[Type= discrete] [Format=character] [Missing=*]
Statistics [NW/ W]	[Valid=0 /-] [Invalid=0 /-]

### # ca\_surveyed\_attmp2: Was the participant contacted and willing to be surveyed?

Information	[Type= discrete] [Format=numeric] [Range= 0-98] [Missing=*]
Statistics [NW/ W]	[Valid=742 /-] [Invalid=2322 /-]

# File : AHRI.DREAMS.MultiLevel.CombinedDataset.2019.v1

## # ca\_surveyed\_attmp2: Was the participant contacted and willing to be surveyed?

Value	Label	Cases	Percentage
0	No, I have never had it	0	
1	Yes	695	93.7%
2	No	47	6.3%
3	Yes, but not sure about the exact age	0	
90	I am not sure	0	
93	Prefer not to answer	0	
95	Not had sex with this partner in the last 4 weeks	0	
97	N/A	0	
98	Don't know	0	
Sysmiss		2322	

Warning: these figures indicate the number of cases found in the data file. They cannot be interpreted as summary statistics of the population of interest.

## # ca\_refused\_attmp2: Did the participant / parent / guardian refused participation?

Information	[Type= discrete] [Format=numeric] [Range= 0-98] [Missing=*]
Statistics [NW/ W]	[Valid=50 /-] [Invalid=3014 /-]

Value	Label	Cases	Percentage
0	No, I have never had it	0	
1	Yes	41	82.0%
2	No	9	18.0%
3	Yes, but not sure about the exact age	0	
90	I am not sure	0	
93	Prefer not to answer	0	
95	Not had sex with this partner in the last 4 weeks	0	
97	N/A	0	
98	Don't know	0	
Sysmiss		3014	

Warning: these figures indicate the number of cases found in the data file. They cannot be interpreted as summary statistics of the population of interest.

## # ca\_resch\_vsdate\_attmp2: Reschedule next visit date

Information	[Type= discrete] [Format=character] [Missing=*]
Statistics [NW/ W]	[Valid=51 /-]

## # ca\_fieldcomm\_attmp2: Comments for Contact attempt

Information	[Type= discrete] [Format=character] [Missing=*]
Statistics [NW/ W]	[Valid=1131 /-]

## # ca\_contact\_attmp3: Conducting Contact Attempt

Information	[Type= discrete] [Format=numeric] [Range= 0-98] [Missing=*]
Statistics [NW/ W]	[Valid=591 /-] [Invalid=2473 /-]

Value	Label	Cases	Percentage
0	No, I have never had it	0	
1	Yes	509	86.1%
2	No	82	13.9%
3	Yes, but not sure about the exact age	0	
90	I am not sure	0	

# File : AHRI.DREAMS.MultiLevel.CombinedDataset.2019.v1

## # ca\_contact\_attmp3: Conducting Contact Attempt

Value	Label	Cases	Percentage
93	Prefer not to answer	0	
95	Not had sex with this partner in the last 4 weeks	0	
97	N/A	0	
98	Don't know	0	
Sysmiss		2473	

Warning: these figures indicate the number of cases found in the data file. They cannot be interpreted as summary statistics of the population of interest.

## # ca\_staffname\_attmp3: Staff Member

Information	[Type= discrete] [Format=character] [Missing=*]
Statistics [NW/ W]	[Valid=509 /-] [Invalid=0 /-]

## # ca\_datetime\_attmp3: Attempt Date and Time

Information	[Type= discrete] [Format=character] [Missing=*]
Statistics [NW/ W]	[Valid=509 /-]

## # ca\_was\_contacted\_attmp3: Was the participant contacted

Information	[Type= discrete] [Format=numeric] [Range= 0-98] [Missing=*]
Statistics [NW/ W]	[Valid=508 /-] [Invalid=2556 /-]

Value	Label	Cases	Percentage
0	No, I have never had it	0	
1	Yes	240	47.2%
2	No	268	52.8%
3	Yes, but not sure about the exact age	0	
90	I am not sure	0	
93	Prefer not to answer	0	
95	Not had sex with this partner in the last 4 weeks	0	
97	N/A	0	
98	Don't know	0	
Sysmiss		2556	

Warning: these figures indicate the number of cases found in the data file. They cannot be interpreted as summary statistics of the population of interest.

## # ca\_was\_parenthome\_attmp3: Was the participant's parent or guardian at home

Information	[Type= discrete] [Format=numeric] [Range= 0-98] [Missing=*]
Statistics [NW/ W]	[Valid=83 /-] [Invalid=2981 /-]

Value	Label	Cases	Percentage
0	No, I have never had it	0	
1	Yes	63	75.9%
2	No	20	24.1%
3	Yes, but not sure about the exact age	0	
90	I am not sure	0	
93	Prefer not to answer	0	
95	Not had sex with this partner in the last 4 weeks	0	
97	N/A	0	
98	Don't know	0	
Sysmiss		2981	

# File : AHRI.DREAMS.MultiLevel.CombinedDataset.2019.v1

## # ca\_was\_parenthome\_attmp3: Was the participant's parent or guardian at home

Warning: these figures indicate the number of cases found in the data file. They cannot be interpreted as summary statistics of the population of interest.

## # ca\_parental\_consent\_attmp3: Was parent or guardian willing to give Informed Consent?

**Information** [Type= discrete] [Format=numeric] [Range= 0-98] [Missing=\*]

**Statistics [NW/ W]** [Valid=63 /-] [Invalid=3001 /-]

Value	Label	Cases	Percentage
0	No, I have never had it	0	
1	Yes	61	96.8%
2	No	2	3.2%
3	Yes, but not sure about the exact age	0	
90	I am not sure	0	
93	Prefer not to answer	0	
95	Not had sex with this partner in the last 4 weeks	0	
97	N/A	0	
98	Don't know	0	
Sysmiss		3001	

Warning: these figures indicate the number of cases found in the data file. They cannot be interpreted as summary statistics of the population of interest.

## # ca\_req\_samesex\_attmp3: Did the participant asked to be interviewed by a same sex Tracker?

**Information** [Type= discrete] [Format=numeric] [Range= 0-98] [Missing=\*]

**Statistics [NW/ W]** [Valid=238 /-] [Invalid=2826 /-]

Value	Label	Cases	Percentage
0	No, I have never had it	0	
1	Yes	0	
2	No	238	100.0%
3	Yes, but not sure about the exact age	0	
90	I am not sure	0	
93	Prefer not to answer	0	
95	Not had sex with this partner in the last 4 weeks	0	
97	N/A	0	
98	Don't know	0	
Sysmiss		2826	

Warning: these figures indicate the number of cases found in the data file. They cannot be interpreted as summary statistics of the population of interest.

## # ca\_samesex\_reas\_attmp3: What is the reason why the participant requested a same sex Tracker?

**Information** [Type= discrete] [Format=character] [Missing=\*]

**Statistics [NW/ W]** [Valid=0 /-] [Invalid=0 /-]

## # ca\_surveyed\_attmp3: Was the participant contacted and willing to be surveyed?

**Information** [Type= discrete] [Format=numeric] [Range= 0-98] [Missing=\*]

**Statistics [NW/ W]** [Valid=239 /-] [Invalid=2825 /-]

Value	Label	Cases	Percentage
0	No, I have never had it	0	
1	Yes	219	91.6%
2	No	20	8.4%
3	Yes, but not sure about the exact age	0	

# File : AHRI.DREAMS.MultiLevel.CombinedDataset.2019.v1

## # ca\_surveyed\_attmp3: Was the participant contacted and willing to be surveyed?

Value	Label	Cases	Percentage
90	I am not sure	0	
93	Prefer not to answer	0	
95	Not had sex with this partner in the last 4 weeks	0	
97	N/A	0	
98	Don't know	0	
Sysmiss		2825	

Warning: these figures indicate the number of cases found in the data file. They cannot be interpreted as summary statistics of the population of interest.

## # ca\_refused\_attmp3: Did the participant / parent / guardian refused participation?

Information	[Type= discrete] [Format=numeric] [Range= 0-98] [Missing=*]
Statistics [NW/ W]	[Valid=21 /-] [Invalid=3043 /-]

Value	Label	Cases	Percentage
0	No, I have never had it	0	
1	Yes	19	90.5%
2	No	2	9.5%
3	Yes, but not sure about the exact age	0	
90	I am not sure	0	
93	Prefer not to answer	0	
95	Not had sex with this partner in the last 4 weeks	0	
97	N/A	0	
98	Don't know	0	
Sysmiss		3043	

Warning: these figures indicate the number of cases found in the data file. They cannot be interpreted as summary statistics of the population of interest.

## # ca\_resch\_vsdate\_attmp3: Reschedule next visit date

Information	[Type= discrete] [Format=character] [Missing=*]
Statistics [NW/ W]	[Valid=18 /-]

## # ca\_fieldcomm\_attmp3: Comments for Contact attempt

Information	[Type= discrete] [Format=character] [Missing=*]
Statistics [NW/ W]	[Valid=452 /-]

## # ca\_contact\_attmp4: Conducting Contact Attempt

Information	[Type= discrete] [Format=numeric] [Range= 0-98] [Missing=*]
Statistics [NW/ W]	[Valid=281 /-] [Invalid=2783 /-]

Value	Label	Cases	Percentage
0	No, I have never had it	0	
1	Yes	231	82.2%
2	No	50	17.8%
3	Yes, but not sure about the exact age	0	
90	I am not sure	0	
93	Prefer not to answer	0	
95	Not had sex with this partner in the last 4 weeks	0	
97	N/A	0	
98	Don't know	0	

# File : AHRI.DREAMS.MultiLevel.CombinedDataset.2019.v1

## # ca\_contact\_attmp4: Conducting Contact Attempt

Value	Label	Cases	Percentage
Sysmiss		2783	

*Warning: these figures indicate the number of cases found in the data file. They cannot be interpreted as summary statistics of the population of interest.*

## # ca\_staffname\_attmp4: Staff Member

<b>Information</b>	[Type= discrete] [Format=character] [Missing=*]
<b>Statistics [NW/ W]</b>	[Valid=231 /-] [Invalid=0 /-]

# ca_datetime_attmp4: Attempt Date and Time			
Information	[Type= discrete] [Format=character] [Missing=*]		
Statistics [NW/ W]	[Valid=231 /-]		
# ca_was_contacted_attmp4: Was the participant contacted			
Information	[Type= discrete] [Format=numeric] [Range= 0-98] [Missing=*]		
Statistics [NW/ W]	[Valid=231 /-] [Invalid=2833 /-]		
Value	Label	Cases	Percentage
0	No, I have never had it	0	
1	Yes	86	<div></div> 37.2%
2	No	145	<div></div> 62.8%
3	Yes, but not sure about the exact age	0	
90	I am not sure	0	
93	Prefer not to answer	0	
95	Not had sex with this partner in the last 4 weeks	0	
97	N/A	0	
98	Don't know	0	
Sysmiss		2833	
Warning: these figures indicate the number of cases found in the data file. They cannot be interpreted as summary statistics of the population of interest.			
# ca_was_parenthome_attmp4: Was the participant's parent or guardian at home			
Information	[Type= discrete] [Format=numeric] [Range= 0-98] [Missing=*]		
Statistics [NW/ W]	[Valid=32 /-] [Invalid=3032 /-]		
Value	Label	Cases	Percentage
0	No, I have never had it	0	
1	Yes	20	<div></div> 62.5%
2	No	12	<div></div> 37.5%
3	Yes, but not sure about the exact age	0	
90	I am not sure	0	
93	Prefer not to answer	0	
95	Not had sex with this partner in the last 4 weeks	0	
97	N/A	0	
98	Don't know	0	
Sysmiss		3032	
Warning: these figures indicate the number of cases found in the data file. They cannot be interpreted as summary statistics of the population of interest.			
# ca_parental_consent_attmp4: Was parent or guardian willing to give Informed Consent?			
Information	[Type= discrete] [Format=numeric] [Range= 0-98] [Missing=*]		
Statistics [NW/ W]	[Valid=20 /-] [Invalid=3044 /-]		
Value	Label	Cases	Percentage
0	No, I have never had it	0	
1	Yes	18	<div></div> 90.0%
2	No	2	<div></div> 10.0%
3	Yes, but not sure about the exact age	0	
90	I am not sure	0	
93	Prefer not to answer	0	
95	Not had sex with this partner in the last 4 weeks	0	
97	N/A	0	

# ca_parental_consent_attmp4: Was parent or guardian willing to give Informed Consent?			
Value	Label	Cases	Percentage
98	Don't know	0	
Sysmiss		3044	
Warning: these figures indicate the number of cases found in the data file. They cannot be interpreted as summary statistics of the population of interest.			
# ca_req_samesex_attmp4: Did the participant asked to be interviewed by a same sex Tracker?			
Information	[Type= discrete] [Format=numeric] [Range= 0-98] [Missing=*]		
Statistics [NW/ W]	[Valid=83 /-] [Invalid=2981 /-]		
Value	Label	Cases	Percentage
0	No, I have never had it	0	
1	Yes	0	
2	No	83	<div></div> 100.0%
3	Yes, but not sure about the exact age	0	
90	I am not sure	0	
93	Prefer not to answer	0	
95	Not had sex with this partner in the last 4 weeks	0	
97	N/A	0	
98	Don't know	0	
Sysmiss		2981	
Warning: these figures indicate the number of cases found in the data file. They cannot be interpreted as summary statistics of the population of interest.			
# ca_samesex_reas_attmp4: What is the reason why the participant requested a same sex Tracker?			
Information	[Type= discrete] [Format=character] [Missing=*]		
Statistics [NW/ W]	[Valid=0 /-] [Invalid=0 /-]		
# ca_surveyed_attmp4: Was the participant contacted and willing to be surveyed?			
Information	[Type= discrete] [Format=numeric] [Range= 0-98] [Missing=*]		
Statistics [NW/ W]	[Valid=83 /-] [Invalid=2981 /-]		
Value	Label	Cases	Percentage
0	No, I have never had it	0	
1	Yes	75	<div></div> 90.4%
2	No	8	<div></div> 9.6%
3	Yes, but not sure about the exact age	0	
90	I am not sure	0	
93	Prefer not to answer	0	
95	Not had sex with this partner in the last 4 weeks	0	
97	N/A	0	
98	Don't know	0	
Sysmiss		2981	
Warning: these figures indicate the number of cases found in the data file. They cannot be interpreted as summary statistics of the population of interest.			
# ca_refused_attmp4: Did the participant / parent / guardian refused participation?			
Information	[Type= discrete] [Format=numeric] [Range= 0-98] [Missing=*]		
Statistics [NW/ W]	[Valid=10 /-] [Invalid=3054 /-]		
Value	Label	Cases	Percentage
0	No, I have never had it	0	
1	Yes	8	<div></div> 80.0%

# ca\_refused\_attmp4: Did the participant / parent / guardian refused participation?

Value	Label	Cases	Percentage
2	No	2	<div><div></div></div> 20.0%
3	Yes, but not sure about the exact age	0	
90	I am not sure	0	
93	Prefer not to answer	0	
95	Not had sex with this partner in the last 4 weeks	0	
97	N/A	0	
98	Don't know	0	
Sysmiss		3054	

Warning: these figures indicate the number of cases found in the data file. They cannot be interpreted as summary statistics of the population of interest.

# ca\_resch\_vsdate\_attmp4: Reschedule next visit date

Information	[Type= discrete] [Format=character] [Missing=*]
Statistics [NW/ W]	[Valid=5 -/]

# ca\_fieldcomm\_attmp4: Comments for Contact attempt

Information	[Type= discrete] [Format=character] [Missing=*]
Statistics [NW/ W]	[Valid=215 -/]

# ca\_contact\_attmp5: Conducting Contact Attempt

Information	[Type= discrete] [Format=numeric] [Range= 0-98] [Missing=*]
Statistics [NW/ W]	[Valid=149 -/] [Invalid=2915 -/]

Value	Label	Cases	Percentage
0	No, I have never had it	0	
1	Yes	95	<div><div></div></div> 63.8%
2	No	54	<div><div></div></div> 36.2%
3	Yes, but not sure about the exact age	0	
90	I am not sure	0	
93	Prefer not to answer	0	
95	Not had sex with this partner in the last 4 weeks	0	
97	N/A	0	
98	Don't know	0	
Sysmiss		2915	

Warning: these figures indicate the number of cases found in the data file. They cannot be interpreted as summary statistics of the population of interest.

# ca\_staffname\_attmp5: Staff Member

Information	[Type= discrete] [Format=character] [Missing=*]
Statistics [NW/ W]	[Valid=95 -/] [Invalid=0 -/]

# ca\_datetime\_attmp5: Attempt Date and Time

Information	[Type= discrete] [Format=character] [Missing=*]
Statistics [NW/ W]	[Valid=95 -/]

# ca\_was\_contacted\_attmp5: Was the participant contacted

Information	[Type= discrete] [Format=numeric] [Range= 0-98] [Missing=*]
Statistics [NW/ W]	[Valid=95 -/] [Invalid=2969 -/]

Value	Label	Cases	Percentage
0	No, I have never had it	0	

# ca_was_contacted_attmp5: Was the participant contacted			
Value	Label	Cases	Percentage
1	Yes	31	<div><div></div></div> 32.6%
2	No	64	<div><div></div></div> 67.4%
3	Yes, but not sure about the exact age	0	
90	I am not sure	0	
93	Prefer not to answer	0	
95	Not had sex with this partner in the last 4 weeks	0	
97	N/A	0	
98	Don't know	0	
Sysmiss		2969	
Warning: these figures indicate the number of cases found in the data file. They cannot be interpreted as summary statistics of the population of interest.			
# ca_was_parenthome_attmp5: Was the participant's parent or guardian at home			
Information	[Type= discrete] [Format=numeric] [Range= 0-98] [Missing=*]		
Statistics [NW/ W]	[Valid=14 /-] [Invalid=3050 /-]		
Value	Label	Cases	Percentage
0	No, I have never had it	0	
1	Yes	4	<div><div></div></div> 28.6%
2	No	10	<div><div></div></div> 71.4%
3	Yes, but not sure about the exact age	0	
90	I am not sure	0	
93	Prefer not to answer	0	
95	Not had sex with this partner in the last 4 weeks	0	
97	N/A	0	
98	Don't know	0	
Sysmiss		3050	
Warning: these figures indicate the number of cases found in the data file. They cannot be interpreted as summary statistics of the population of interest.			
# ca_parental_consent_attmp5: Was parent or guardian willing to give Informed Consent?			
Information	[Type= discrete] [Format=numeric] [Range= 0-98] [Missing=*]		
Statistics [NW/ W]	[Valid=4 /-] [Invalid=3060 /-]		
Value	Label	Cases	Percentage
0	No, I have never had it	0	
1	Yes	4	<div><div></div></div> 100.0%
2	No	0	
3	Yes, but not sure about the exact age	0	
90	I am not sure	0	
93	Prefer not to answer	0	
95	Not had sex with this partner in the last 4 weeks	0	
97	N/A	0	
98	Don't know	0	
Sysmiss		3060	
Warning: these figures indicate the number of cases found in the data file. They cannot be interpreted as summary statistics of the population of interest.			
# ca_req_samesex_attmp5: Did the participant asked to be interviewed by a same sex Tracker?			
Information	[Type= discrete] [Format=numeric] [Range= 0-98] [Missing=*]		
Statistics [NW/ W]	[Valid=28 /-] [Invalid=3036 /-]		

# ca_req_samesex_attmp5: Did the participant asked to be interviewed by a same sex Tracker?			
Value	Label	Cases	Percentage
0	No, I have never had it	0	<div><div></div></div> 100.0%
1	Yes	0	
2	No	28	
3	Yes, but not sure about the exact age	0	
90	I am not sure	0	
93	Prefer not to answer	0	
95	Not had sex with this partner in the last 4 weeks	0	
97	N/A	0	
98	Don't know	0	
Sysmiss		3036	
Warning: these figures indicate the number of cases found in the data file. They cannot be interpreted as summary statistics of the population of interest.			
# ca_samesex_reas_attmp5: What is the reason why the participant requested a same sex Tracker?			
Information	[Type= discrete] [Format=character] [Missing=*]		
Statistics [NW/ W]	[Valid=0 /-] [Invalid=0 /-]		
# ca_surveyed_attmp5: Was the participant contacted and willing to be surveyed?			
Information	[Type= discrete] [Format=numeric] [Range= 0-98] [Missing=*]		
Statistics [NW/ W]	[Valid=28 /-] [Invalid=3036 /-]		
Value	Label	Cases	Percentage
0	No, I have never had it	0	<div><div></div></div> 85.7%
1	Yes	24	
2	No	4	
3	Yes, but not sure about the exact age	0	
90	I am not sure	0	
93	Prefer not to answer	0	
95	Not had sex with this partner in the last 4 weeks	0	
97	N/A	0	
98	Don't know	0	
Sysmiss		3036	
Warning: these figures indicate the number of cases found in the data file. They cannot be interpreted as summary statistics of the population of interest.			
# ca_refused_attmp5: Did the participant / parent / guardian refused participation?			
Information	[Type= discrete] [Format=numeric] [Range= 0-98] [Missing=*]		
Statistics [NW/ W]	[Valid=4 /-] [Invalid=3060 /-]		
Value	Label	Cases	Percentage
0	No, I have never had it	0	<div><div></div></div> 100.0%
1	Yes	4	
2	No	0	
3	Yes, but not sure about the exact age	0	
90	I am not sure	0	
93	Prefer not to answer	0	
95	Not had sex with this partner in the last 4 weeks	0	
97	N/A	0	
98	Don't know	0	
Sysmiss		3060	

# ca_refused_attmp5: Did the participant / parent / guardian refused participation?			
Warning: these figures indicate the number of cases found in the data file. They cannot be interpreted as summary statistics of the population of interest.			
# ca_resch_vsdate_attmp5: Reschedule next visit date			
Information		[Type= discrete] [Format=character] [Missing=*]	
Statistics [NW/ W]		[Valid=1 /-]	
# ca_fieldcomm_attmp5: Comments for Contact attempt			
Information		[Type= discrete] [Format=character] [Missing=*]	
Statistics [NW/ W]		[Valid=92 /-]	
# ca_contact_attmp6: Conducting Contact Attempt			
Information		[Type= discrete] [Format=numeric] [Range= 0-98] [Missing=*]	
Statistics [NW/ W]		[Valid=67 /-] [Invalid=2997 /-]	
Value	Label	Cases	Percentage
0	No, I have never had it	0	
1	Yes	35	<div><div></div></div> 52.2%
2	No	32	<div><div></div></div> 47.8%
3	Yes, but not sure about the exact age	0	
90	I am not sure	0	
93	Prefer not to answer	0	
95	Not had sex with this partner in the last 4 weeks	0	
97	N/A	0	
98	Don't know	0	
Sysmiss		2997	
Warning: these figures indicate the number of cases found in the data file. They cannot be interpreted as summary statistics of the population of interest.			
# ca_staffname_attmp6: Staff Member			
Information		[Type= discrete] [Format=character] [Missing=*]	
Statistics [NW/ W]		[Valid=35 /-] [Invalid=0 /-]	
# ca_datetime_attmp6: Attempt Date and Time			
Information		[Type= discrete] [Format=character] [Missing=*]	
Statistics [NW/ W]		[Valid=35 /-]	
# ca_was_contacted_attmp6: Was the participant contacted			
Information		[Type= discrete] [Format=numeric] [Range= 0-98] [Missing=*]	
Statistics [NW/ W]		[Valid=35 /-] [Invalid=3029 /-]	
Value	Label	Cases	Percentage
0	No, I have never had it	0	
1	Yes	13	<div><div></div></div> 37.1%
2	No	22	<div><div></div></div> 62.9%
3	Yes, but not sure about the exact age	0	
90	I am not sure	0	
93	Prefer not to answer	0	
95	Not had sex with this partner in the last 4 weeks	0	
97	N/A	0	
98	Don't know	0	
Sysmiss		3029	
Warning: these figures indicate the number of cases found in the data file. They cannot be interpreted as summary statistics of the population of interest.			

# ca_was_parenthome_attmp6: Was the participant's parent or guardian at home			
Information	[Type= discrete] [Format=numeric] [Range= 0-98] [Missing=*]		
Statistics [NW/ W]	[Valid=5 -/] [Invalid=3059 -/]		
Value	Label	Cases	Percentage
0	No, I have never had it	0	
1	Yes	2	<div></div> 40.0%
2	No	3	<div></div> 60.0%
3	Yes, but not sure about the exact age	0	
90	I am not sure	0	
93	Prefer not to answer	0	
95	Not had sex with this partner in the last 4 weeks	0	
97	N/A	0	
98	Don't know	0	
Sysmiss		3059	
Warning: these figures indicate the number of cases found in the data file. They cannot be interpreted as summary statistics of the population of interest.			
# ca_parental_consent_attmp6: Was parent or guardian willing to give Informed Consent?			
Information	[Type= discrete] [Format=numeric] [Range= 0-98] [Missing=*]		
Statistics [NW/ W]	[Valid=2 -/] [Invalid=3062 -/]		
Value	Label	Cases	Percentage
0	No, I have never had it	0	
1	Yes	2	<div></div> 100.0%
2	No	0	
3	Yes, but not sure about the exact age	0	
90	I am not sure	0	
93	Prefer not to answer	0	
95	Not had sex with this partner in the last 4 weeks	0	
97	N/A	0	
98	Don't know	0	
Sysmiss		3062	
Warning: these figures indicate the number of cases found in the data file. They cannot be interpreted as summary statistics of the population of interest.			
# ca_req_samesex_attmp6: Did the participant asked to be interviewed by a same sex Tracker?			
Information	[Type= discrete] [Format=numeric] [Range= 0-98] [Missing=*]		
Statistics [NW/ W]	[Valid=13 -/] [Invalid=3051 -/]		
Value	Label	Cases	Percentage
0	No, I have never had it	0	
1	Yes	0	
2	No	13	<div></div> 100.0%
3	Yes, but not sure about the exact age	0	
90	I am not sure	0	
93	Prefer not to answer	0	
95	Not had sex with this partner in the last 4 weeks	0	
97	N/A	0	
98	Don't know	0	
Sysmiss		3051	
Warning: these figures indicate the number of cases found in the data file. They cannot be interpreted as summary statistics of the population of interest.			

# ca_samesex_reas_attmp6: What is the reason why the participant requested a same sex Tracker?				
Information	[Type= discrete] [Format=character] [Missing=*]			
Statistics [NW/ W]	[Valid=0 /-] [Invalid=0 /-]			
# ca_surveyed_attmp6: Was the participant contacted and willing to be surveyed?				
Information	[Type= discrete] [Format=numeric] [Range= 0-98] [Missing=*]			
Statistics [NW/ W]	[Valid=13 /-] [Invalid=3051 /-]			
Value	Label	Cases	Percentage	
0	No, I have never had it	0	<div><div></div></div> 92.3%	
1	Yes	12		
2	No	1		<div><div></div></div> 7.7%
3	Yes, but not sure about the exact age	0		
90	I am not sure	0		
93	Prefer not to answer	0		
95	Not had sex with this partner in the last 4 weeks	0		
97	N/A	0		
98	Don't know	0		
Sysmiss		3051		
Warning: these figures indicate the number of cases found in the data file. They cannot be interpreted as summary statistics of the population of interest.				
# ca_refused_attmp6: Did the participant / parent / guardian refused participation?				
Information	[Type= discrete] [Format=numeric] [Range= 0-98] [Missing=*]			
Statistics [NW/ W]	[Valid=1 /-] [Invalid=3063 /-]			
Value	Label	Cases	Percentage	
0	No, I have never had it	0	<div><div></div></div> 100.0%	
1	Yes	1		
2	No	0		
3	Yes, but not sure about the exact age	0		
90	I am not sure	0		
93	Prefer not to answer	0		
95	Not had sex with this partner in the last 4 weeks	0		
97	N/A	0		
98	Don't know	0		
Sysmiss		3063		
Warning: these figures indicate the number of cases found in the data file. They cannot be interpreted as summary statistics of the population of interest.				
# ca_resch_vsdate_attmp6: Reschedule next visit date				
Information	[Type= discrete] [Format=character] [Missing=*]			
Statistics [NW/ W]	[Valid=0 /-]			
# ca_fieldcomm_attmp6: Comments for Contact attempt				
Information	[Type= discrete] [Format=character] [Missing=*]			
Statistics [NW/ W]	[Valid=35 /-]			
# ca_refused_by: Who refuse participation?				
Information	[Type= discrete] [Format=numeric] [Range= 1-96] [Missing=*]			
Statistics [NW/ W]	[Valid=119 /-] [Invalid=2945 /-]			

# ca\_refused\_by: Who refuse participation?

Value	Label	Cases	Percentage
1	Self	111	<div><div></div></div> 93.3%
2	Partner	0	
3	HH Head	2	<div><div></div></div> 1.7%
4	BS Owner	1	<div><div></div></div> 0.8%
5		5	<div><div></div></div> 4.2%
96	Other, specify	0	
Sysmiss		2945	

Warning: these figures indicate the number of cases found in the data file. They cannot be interpreted as summary statistics of the population of interest.

# ca\_refused\_byoth: Specify other person who refused participation:

Information	[Type= discrete] [Format=character] [Missing=*]
Statistics [NW/ W]	[Valid=0 /-] [Invalid=0 /-]

# ca\_proj\_handover\_request: Fieldworker: Request handover of Non

Information	[Type= discrete] [Format=numeric] [Range= 0-98] [Missing=*]
Statistics [NW/ W]	[Valid=1299 /-] [Invalid=1765 /-]

Value	Label	Cases	Percentage
0	No, I have never had it	0	
1	Yes	240	<div><div></div></div> 18.5%
2	No	1059	<div><div></div></div> 81.5%
3	Yes, but not sure about the exact age	0	
90	I am not sure	0	
93	Prefer not to answer	0	
95	Not had sex with this partner in the last 4 weeks	0	
97	N/A	0	
98	Don't know	0	
Sysmiss		1765	

Warning: these figures indicate the number of cases found in the data file. They cannot be interpreted as summary statistics of the population of interest.

# ca\_proj\_noncontact\_reas: Select reason for non

Information	[Type= discrete] [Format=numeric] [Range= 4-96] [Missing=*]
Statistics [NW/ W]	[Valid=241 /-] [Invalid=2823 /-]

Value	Label	Cases	Percentage
4	Not found after 4 attempts	112	<div><div></div></div> 46.5%
7	Temporarily away for more than 2 months	94	<div><div></div></div> 39.0%
8	Stay in currently Avoided BS/HH	0	
9	Outmigrated to unknown destination	14	<div><div></div></div> 5.8%
11	Out-migrated within PIPSA, but unable to visit	12	<div><div></div></div> 5.0%
12	Contacted, but unable to conduct survey after 4x contact attempts	1	<div><div></div></div> 0.4%
13	Unable to acquire parental consent after 4x contact visits	0	
14	Reported to be involved in gang activities	2	<div><div></div></div> 0.8%
96	Other, specify	6	<div><div></div></div> 2.5%
Sysmiss		2823	

Warning: these figures indicate the number of cases found in the data file. They cannot be interpreted as summary statistics of the population of interest.

# ca\_proj\_noncontct\_reasoht: Specify other reason for non

Information	[Type= discrete] [Format=character] [Missing=*]
-------------	---

# ca_proj_noncontct_reasoht: Specify other reason for non			
Statistics [NW/ W]		[Valid=12 /-] [Invalid=0 /-]	
# ca_transnotes_proj: Fieldworker: Please provide narrative			
Information		[Type= discrete] [Format=character] [Missing=*]	
Statistics [NW/ W]		[Valid=240 /-]	
# ca_coordn_approval: Was this request for a Non			
Information		[Type= discrete] [Format=numeric] [Range= 1-2] [Missing=*]	
Statistics [NW/ W]		[Valid=240 /-] [Invalid=2824 /-]	
Value	Label	Cases	Percentage
1	Yes, approved	240	<div><div></div></div> 100.0%
2	No, denied	0	
Sysmiss		2824	
Warning: these figures indicate the number of cases found in the data file. They cannot be interpreted as summary statistics of the population of interest.			
# ca_coordn_reject_reas: Why was this request was denied?			
Information		[Type= discrete] [Format=character] [Missing=*]	
Statistics [NW/ W]		[Valid=2 /-] [Invalid=0 /-]	
# ca_premature_comp: Was this a Pre			
Information		[Type= discrete] [Format=numeric] [Range= 0-98] [Missing=*]	
Statistics [NW/ W]		[Valid=674 /-] [Invalid=2390 /-]	
Value	Label	Cases	Percentage
0	No, I have never had it	0	
1	Yes	307	<div><div></div></div> 45.5%
2	No	367	<div><div></div></div> 54.5%
3	Yes, but not sure about the exact age	0	
90	I am not sure	0	
93	Prefer not to answer	0	
95	Not had sex with this partner in the last 4 weeks	0	
97	N/A	0	
98	Don't know	0	
Sysmiss		2390	
Warning: these figures indicate the number of cases found in the data file. They cannot be interpreted as summary statistics of the population of interest.			
# ca_premature_reas: Select reason for pre			
Information		[Type= discrete] [Format=numeric] [Range= 1-96] [Missing=*]	
Statistics [NW/ W]		[Valid=307 /-] [Invalid=2757 /-]	
Value	Label	Cases	Percentage
1	Reported dead?	7	<div><div></div></div> 2.3%
2	Outmigrated outside PIPSA	299	<div><div></div></div> 97.4%
96	Other, specify	1	<div><div></div></div> 0.3%
Sysmiss		2757	
Warning: these figures indicate the number of cases found in the data file. They cannot be interpreted as summary statistics of the population of interest.			
# ca_premature_reasoht: Specify other reason for pre			
Information		[Type= discrete] [Format=character] [Missing=*]	
Statistics [NW/ W]		[Valid=1 /-] [Invalid=0 /-]	

# ca_visitdate: Visit Date			
Information		[Type= discrete] [Format=character] [Missing=*]	
Statistics [NW/ W]		[Valid=2820 /-]	
# pd_dob: Date Of Birth			
Information		[Type= discrete] [Format=character] [Missing=*]	
Statistics [NW/ W]		[Valid=3064 /-]	
# pd_age: Age			
Information		[Type= discrete] [Format=character] [Missing=*]	
Statistics [NW/ W]		[Valid=2398 /-] [Invalid=0 /-]	
# pd_sex: Sex			
Information		[Type= discrete] [Format=numeric] [Range= 1-2] [Missing=*]	
Statistics [NW/ W]		[Valid=3064 /-] [Invalid=0 /-]	
Value	Label	Cases	Percentage
1	Male	2487	<div></div> 81.2%
2	Female	577	<div></div> 18.8%
Warning: these figures indicate the number of cases found in the data file. They cannot be interpreted as summary statistics of the population of interest.			
# ConsortStatus: Consort Status - participants grouping based on study outcome			
Information		[Type= discrete] [Format=character] [Missing=*]	
Statistics [NW/ W]		[Valid=3064 /-] [Invalid=0 /-]	

# ac_assess_step1: HAPPY with Step 1?			
Information	[Type= discrete] [Format=numeric] [Range= 1-2] [Missing=*]		
Statistics [NW/ W]	[Valid=2398 /-] [Invalid=666 /-]		
Value	Label	Cases	Percentage
1	Yes, seek signature	2394	99.8%
2	No, not happy	4	0.2%
Sysmiss		666	
Warning: these figures indicate the number of cases found in the data file. They cannot be interpreted as summary statistics of the population of interest.			
# ac_assess_step2: HAPPY with Step 2?			
Information	[Type= discrete] [Format=numeric] [Range= 1-2] [Missing=*]		
Statistics [NW/ W]	[Valid=4 /-] [Invalid=3060 /-]		
Value	Label	Cases	Percentage
1	Yes, seek signature	1	25.0%
2	No, not happy	3	75.0%
Sysmiss		3060	
Warning: these figures indicate the number of cases found in the data file. They cannot be interpreted as summary statistics of the population of interest.			
# ac_assess_step3: HAPPY with Step 3?			
Information	[Type= discrete] [Format=numeric] [Range= 1-2] [Missing=*]		
Statistics [NW/ W]	[Valid=3 /-] [Invalid=3061 /-]		
Value	Label	Cases	Percentage
1	Yes, seek signature	0	
2	No, not happy	3	100.0%
Sysmiss		3061	
Warning: these figures indicate the number of cases found in the data file. They cannot be interpreted as summary statistics of the population of interest.			
# ac_assess_result: Is this individual capable to participate?			
Information	[Type= discrete] [Format=numeric] [Range= 0-98] [Missing=*]		
Statistics [NW/ W]	[Valid=2398 /-] [Invalid=666 /-]		
Value	Label	Cases	Percentage
0	No, I have never had it	0	
1	Yes	2395	99.9%
2	No	3	0.1%
3	Yes, but not sure about the exact age	0	
90	I am not sure	0	
93	Prefer not to answer	0	
95	Not had sex with this partner in the last 4 weeks	0	
97	N/A	0	
98	Don't know	0	
Sysmiss		666	
Warning: these figures indicate the number of cases found in the data file. They cannot be interpreted as summary statistics of the population of interest.			
# ic_indiv_age_verify2: Was the participant's age verified			
Information	[Type= discrete] [Format=numeric] [Range= 0-98] [Missing=*]		
Statistics [NW/ W]	[Valid=668 /-] [Invalid=2396 /-]		
Value	Label	Cases	Percentage
0	No, I have never had it	0	

# ic_indiv_age_verify2: Was the participant's age verified			
Value	Label	Cases	Percentage
1	Yes	616	<div><div></div></div> 92.2%
2	No	52	<div><div></div></div> 7.8%
3	Yes, but not sure about the exact age	0	
90	I am not sure	0	
93	Prefer not to answer	0	
95	Not had sex with this partner in the last 4 weeks	0	
97	N/A	0	
98	Don't know	0	
Sysmiss		2396	
Warning: these figures indicate the number of cases found in the data file. They cannot be interpreted as summary statistics of the population of interest.			
# ic_indiv_verified_how2: By which method was the participant's age verified			
Information	[Type= discrete] [Format=numeric] [Range= 1-96] [Missing=*]		
Statistics [NW/ W]	[Valid=615 /-] [Invalid=2449 /-]		
Value	Label	Cases	Percentage
1	Birth Certificate	605	<div><div></div></div> 98.4%
2	ID	5	<div><div></div></div> 0.8%
96	Other, specify	5	<div><div></div></div> 0.8%
Sysmiss		2449	
Warning: these figures indicate the number of cases found in the data file. They cannot be interpreted as summary statistics of the population of interest.			
# ic_indiv_verified_how_oth2: By which method was the participant's age verified			
Information	[Type= discrete] [Format=character] [Missing=*]		
Statistics [NW/ W]	[Valid=5 /-] [Invalid=0 /-]		
# ic_indiv_who_consent2: Who has given permission on behalf of the participant to participate in this stu			
Information	[Type= discrete] [Format=numeric] [Range= 1-96] [Missing=*]		
Statistics [NW/ W]	[Valid=616 /-] [Invalid=2448 /-]		
Value	Label	Cases	Percentage
1	Parent	432	<div><div></div></div> 70.1%
2	Legal Guardian	134	<div><div></div></div> 21.8%
3	Care Provided	50	<div><div></div></div> 8.1%
96	Other, specify	0	
Sysmiss		2448	
Warning: these figures indicate the number of cases found in the data file. They cannot be interpreted as summary statistics of the population of interest.			
# ic_indiv_child_dob_full: Please specify the Date of Birth of your child / child you care for			
Information	[Type= discrete] [Format=character] [Missing=*]		
Statistics [NW/ W]	[Valid=668 /-]		
# ic_indiv_child_dob_part: Please specify the Partial Date of Birth of your child / child you care for			
Information	[Type= discrete] [Format=character] [Missing=*]		
Statistics [NW/ W]	[Valid=56 /-] [Invalid=0 /-]		
# ic_indiv_enough_info2: Did you get enough information about this study?			
Information	[Type= discrete] [Format=numeric] [Range= 0-98] [Missing=*]		
Statistics [NW/ W]	[Valid=674 /-] [Invalid=2390 /-]		

# ic_indiv_enough_info2: Did you get enough information about this study?			
Value	Label	Cases	Percentage
0	No, I have never had it	0	
1	Yes	674	<div><div></div></div> 100.0%
2	No	0	
3	Yes, but not sure about the exact age	0	
90	I am not sure	0	
93	Prefer not to answer	0	
95	Not had sex with this partner in the last 4 weeks	0	
97	N/A	0	
98	Don't know	0	
Sysmiss		2390	
Warning: these figures indicate the number of cases found in the data file. They cannot be interpreted as summary statistics of the population of interest.			
# ic_indiv_ask_questions2: Have you been given the opportunity to ask questions about research and your que			
Information	[Type= discrete] [Format=numeric] [Range= 0-98] [Missing=*]		
Statistics [NW/ W]	[Valid=673 /-] [Invalid=2391 /-]		
Value	Label	Cases	Percentage
0	No, I have never had it	0	
1	Yes	673	<div><div></div></div> 100.0%
2	No	0	
3	Yes, but not sure about the exact age	0	
90	I am not sure	0	
93	Prefer not to answer	0	
95	Not had sex with this partner in the last 4 weeks	0	
97	N/A	0	
98	Don't know	0	
Sysmiss		2391	
Warning: these figures indicate the number of cases found in the data file. They cannot be interpreted as summary statistics of the population of interest.			
# ic_indiv_consent_dreams2: Do you agree that your child to participante in this study?			
Information	[Type= discrete] [Format=numeric] [Range= 0-98] [Missing=*]		
Statistics [NW/ W]	[Valid=674 /-] [Invalid=2390 /-]		
Value	Label	Cases	Percentage
0	No, I have never had it	0	
1	Yes	674	<div><div></div></div> 100.0%
2	No	0	
3	Yes, but not sure about the exact age	0	
90	I am not sure	0	
93	Prefer not to answer	0	
95	Not had sex with this partner in the last 4 weeks	0	
97	N/A	0	
98	Don't know	0	
Sysmiss		2390	
Warning: these figures indicate the number of cases found in the data file. They cannot be interpreted as summary statistics of the population of interest.			
# ic_indiv_consent_hsv_2: Do you agree to have a your DBS used for HSV			
Information	[Type= discrete] [Format=numeric] [Range= 0-98] [Missing=*]		

# ic_indiv_consent_hsv_2: Do you agree to have a your DBS used for HSV			
Statistics [NW/ W]		[Valid=674 -/] [Invalid=2390 -/]	
Value	Label	Cases	Percentage
0	No, I have never had it	0	
1	Yes	648	<div><div></div></div> 96.1%
2	No	26	<div><div></div></div> 3.9%
3	Yes, but not sure about the exact age	0	
90	I am not sure	0	
93	Prefer not to answer	0	
95	Not had sex with this partner in the last 4 weeks	0	
97	N/A	0	
98	Don't know	0	
Sysmiss		2390	
Warning: these figures indicate the number of cases found in the data file. They cannot be interpreted as summary statistics of the population of interest.			
# ic_indiv_consent_hivdbs_2: Do you agree for your child/ward to provide a dry blood spot for anonymous HIV t			
Information		[Type= discrete] [Format=numeric] [Range= 0-98] [Missing=*]	
Statistics [NW/ W]		[Valid=674 -/] [Invalid=2390 -/]	
Value	Label	Cases	Percentage
0	No, I have never had it	0	
1	Yes	642	<div><div></div></div> 95.3%
2	No	32	<div><div></div></div> 4.7%
3	Yes, but not sure about the exact age	0	
90	I am not sure	0	
93	Prefer not to answer	0	
95	Not had sex with this partner in the last 4 weeks	0	
97	N/A	0	
98	Don't know	0	
Sysmiss		2390	
Warning: these figures indicate the number of cases found in the data file. They cannot be interpreted as summary statistics of the population of interest.			
# ic_indiv_consent_hiv_2: Do you agree to having a dry blood spot taken for anonymous HIV testing?			
Information		[Type= discrete] [Format=numeric] [Range= 0-98] [Missing=*]	
Statistics [NW/ W]		[Valid=674 -/] [Invalid=2390 -/]	
Value	Label	Cases	Percentage
0	No, I have never had it	0	
1	Yes	486	<div><div></div></div> 72.1%
2	No	188	<div><div></div></div> 27.9%
3	Yes, but not sure about the exact age	0	
90	I am not sure	0	
93	Prefer not to answer	0	
95	Not had sex with this partner in the last 4 weeks	0	
97	N/A	0	
98	Don't know	0	
Sysmiss		2390	
Warning: these figures indicate the number of cases found in the data file. They cannot be interpreted as summary statistics of the population of interest.			

# ic_indiv_consent_prevhiv_2: Do you agree to an anonymous test for HIV on your child/ward's dried blood spot			
Information	[Type= discrete] [Format=numeric] [Range= 0-98] [Missing=*]		
Statistics [NW/ W]	[Valid=674 /-] [Invalid=2390 /-]		
Value	Label	Cases	Percentage
0	No, I have never had it	0	
1	Yes	666	98.8%
2	No	8	1.2%
3	Yes, but not sure about the exact age	0	
90	I am not sure	0	
93	Prefer not to answer	0	
95	Not had sex with this partner in the last 4 weeks	0	
97	N/A	0	
98	Don't know	0	
Sysmiss		2390	
Warning: these figures indicate the number of cases found in the data file. They cannot be interpreted as summary statistics of the population of interest.			
# ic_indv_dbs_for_pip2: Has your baby ever donated blood on this year for a home			
Information	[Type= discrete] [Format=numeric] [Range= 0-98] [Missing=*]		
Statistics [NW/ W]	[Valid=26 /-] [Invalid=3038 /-]		
Value	Label	Cases	Percentage
0	No, I have never had it	0	
1	Yes	18	69.2%
2	No	8	30.8%
3	Yes, but not sure about the exact age	0	
90	I am not sure	0	
93	Prefer not to answer	0	
95	Not had sex with this partner in the last 4 weeks	0	
97	N/A	0	
98	Don't know	0	
Sysmiss		3038	
Warning: these figures indicate the number of cases found in the data file. They cannot be interpreted as summary statistics of the population of interest.			
# ic_indv_use_pip_hsv2_2: Do you agree to having a dry blood spot taken for anonymous HSV2 testing?			
Information	[Type= discrete] [Format=numeric] [Range= 0-98] [Missing=*]		
Statistics [NW/ W]	[Valid=19 /-] [Invalid=3045 /-]		
Value	Label	Cases	Percentage
0	No, I have never had it	0	
1	Yes	19	100.0%
2	No	0	
3	Yes, but not sure about the exact age	0	
90	I am not sure	0	
93	Prefer not to answer	0	
95	Not had sex with this partner in the last 4 weeks	0	
97	N/A	0	
98	Don't know	0	
Sysmiss		3045	
Warning: these figures indicate the number of cases found in the data file. They cannot be interpreted as summary statistics of the population of interest.			

# ic_indv_use_pip_hiv_2: Do you agree to having a dry blood spot taken for anonymous HIV testing?			
Information	[Type= discrete] [Format=numeric] [Range= 0-98] [Missing=*]		
Statistics [NW/ W]	[Valid=19 /-] [Invalid=3045 /-]		
Value	Label	Cases	Percentage
0	No, I have never had it	0	
1	Yes	18	<div><div></div></div> 94.7%
2	No	1	<div><div></div></div> 5.3%
3	Yes, but not sure about the exact age	0	
90	I am not sure	0	
93	Prefer not to answer	0	
95	Not had sex with this partner in the last 4 weeks	0	
97	N/A	0	
98	Don't know	0	
Sysmiss		3045	
Warning: these figures indicate the number of cases found in the data file. They cannot be interpreted as summary statistics of the population of interest.			
# ic_indiv_consent_specstor2: Do you agree that your child's / child's sampling sample is stored?			
Information	[Type= discrete] [Format=numeric] [Range= 0-98] [Missing=*]		
Statistics [NW/ W]	[Valid=647 /-] [Invalid=2417 /-]		
Value	Label	Cases	Percentage
0	No, I have never had it	0	
1	Yes	647	<div><div></div></div> 100.0%
2	No	0	
3	Yes, but not sure about the exact age	0	
90	I am not sure	0	
93	Prefer not to answer	0	
95	Not had sex with this partner in the last 4 weeks	0	
97	N/A	0	
98	Don't know	0	
Sysmiss		2417	
Warning: these figures indicate the number of cases found in the data file. They cannot be interpreted as summary statistics of the population of interest.			
# ic_indiv_consent_fut_test2: Do you agree that the blood samples of your child / baby will be tested in the			
Information	[Type= discrete] [Format=numeric] [Range= 0-98] [Missing=*]		
Statistics [NW/ W]	[Valid=670 /-] [Invalid=2394 /-]		
Value	Label	Cases	Percentage
0	No, I have never had it	0	
1	Yes	666	<div><div></div></div> 99.4%
2	No	4	<div><div></div></div> 0.6%
3	Yes, but not sure about the exact age	0	
90	I am not sure	0	
93	Prefer not to answer	0	
95	Not had sex with this partner in the last 4 weeks	0	
97	N/A	0	
98	Don't know	0	
Sysmiss		2394	
Warning: these figures indicate the number of cases found in the data file. They cannot be interpreted as summary statistics of the population of interest.			

# ic_indiv_agree_contact2: Do you agree that you are willing to be contacted by phone to schedule time for			
Information	[Type= discrete] [Format=numeric] [Range= 0-98] [Missing=*]		
Statistics [NW/ W]	[Valid=663 /-] [Invalid=2401 /-]		
Value	Label	Cases	Percentage
0	No, I have never had it	0	
1	Yes	603	<div><div></div></div> 91.0%
2	No	60	<div><div></div></div> 9.0%
3	Yes, but not sure about the exact age	0	
90	I am not sure	0	
93	Prefer not to answer	0	
95	Not had sex with this partner in the last 4 weeks	0	
97	N/A	0	
98	Don't know	0	
Sysmiss		2401	
Warning: these figures indicate the number of cases found in the data file. They cannot be interpreted as summary statistics of the population of interest.			
# ic_indiv_ref_witness2: Mark the box if you are literate and refuse to have a witness			
Information	[Type= discrete] [Format=numeric] [Range= 0-98] [Missing=*]		
Statistics [NW/ W]	[Valid=11 /-] [Invalid=3053 /-]		
Value	Label	Cases	Percentage
0	No, I have never had it	0	
1	Yes	9	<div><div></div></div> 81.8%
2	No	2	<div><div></div></div> 18.2%
3	Yes, but not sure about the exact age	0	
90	I am not sure	0	
93	Prefer not to answer	0	
95	Not had sex with this partner in the last 4 weeks	0	
97	N/A	0	
98	Don't know	0	
Sysmiss		3053	
Warning: these figures indicate the number of cases found in the data file. They cannot be interpreted as summary statistics of the population of interest.			
# ic_indiv_age_verify1: Was the participant's age verified			
Information	[Type= discrete] [Format=numeric] [Range= 0-98] [Missing=*]		
Statistics [NW/ W]	[Valid=665 /-] [Invalid=2399 /-]		
Value	Label	Cases	Percentage
0	No, I have never had it	0	
1	Yes	617	<div><div></div></div> 92.8%
2	No	48	<div><div></div></div> 7.2%
3	Yes, but not sure about the exact age	0	
90	I am not sure	0	
93	Prefer not to answer	0	
95	Not had sex with this partner in the last 4 weeks	0	
97	N/A	0	
98	Don't know	0	
Sysmiss		2399	
Warning: these figures indicate the number of cases found in the data file. They cannot be interpreted as summary statistics of the population of interest.			

# ic_indiv_verified_how1: By which method was the participant's age verified			
Information	[Type= discrete] [Format=numeric] [Range= 1-96] [Missing=*]		
Statistics [NW/ W]	[Valid=617 /-] [Invalid=2447 /-]		
Value	Label	Cases	Percentage
1	Birth Certificate	602	<div><div></div></div> 97.6%
2	ID	7	<div><div></div></div> 1.1%
96	Other, specify	8	<div><div></div></div> 1.3%
Sysmiss		2447	
Warning: these figures indicate the number of cases found in the data file. They cannot be interpreted as summary statistics of the population of interest.			
# ic_indiv_verified_how_oth1: By which method was the participant's age verified			
Information	[Type= discrete] [Format=character] [Missing=*]		
Statistics [NW/ W]	[Valid=8 /-] [Invalid=0 /-]		
# ic_indiv_who_consent1: Who has given permission on behalf of the participant to participate in this stu			
Information	[Type= discrete] [Format=numeric] [Range= 1-96] [Missing=*]		
Statistics [NW/ W]	[Valid=617 /-] [Invalid=2447 /-]		
Value	Label	Cases	Percentage
1	Parent	434	<div><div></div></div> 70.3%
2	Legal Guardian	128	<div><div></div></div> 20.7%
3	Care Provided	54	<div><div></div></div> 8.8%
96	Other, specify	1	<div><div></div></div> 0.2%
Sysmiss		2447	
Warning: these figures indicate the number of cases found in the data file. They cannot be interpreted as summary statistics of the population of interest.			
# ic_indiv_enough_info1: Did you get enough information about this study?			
Information	[Type= discrete] [Format=numeric] [Range= 0-98] [Missing=*]		
Statistics [NW/ W]	[Valid=669 /-] [Invalid=2395 /-]		
Value	Label	Cases	Percentage
0	No, I have never had it	0	
1	Yes	669	<div><div></div></div> 100.0%
2	No	0	
3	Yes, but not sure about the exact age	0	
90	I am not sure	0	
93	Prefer not to answer	0	
95	Not had sex with this partner in the last 4 weeks	0	
97	N/A	0	
98	Don't know	0	
Sysmiss		2395	
Warning: these figures indicate the number of cases found in the data file. They cannot be interpreted as summary statistics of the population of interest.			
# ic_indiv_ask_questions1: Have you been given the opportunity to ask questions about research and your que			
Information	[Type= discrete] [Format=numeric] [Range= 0-98] [Missing=*]		
Statistics [NW/ W]	[Valid=669 /-] [Invalid=2395 /-]		
Value	Label	Cases	Percentage
0	No, I have never had it	0	
1	Yes	669	<div><div></div></div> 100.0%
2	No	0	

# ic_indiv_ask_questions1: Have you been given the opportunity to ask questions about research and your que			
Value	Label	Cases	Percentage
3	Yes, but not sure about the exact age	0	
90	I am not sure	0	
93	Prefer not to answer	0	
95	Not had sex with this partner in the last 4 weeks	0	
97	N/A	0	
98	Don't know	0	
Sysmiss		2395	
Warning: these figures indicate the number of cases found in the data file. They cannot be interpreted as summary statistics of the population of interest.			
# ic_indiv_consent_dreams: Do you agree to participante in this study?			
Information	[Type= discrete] [Format=numeric] [Range= 0-98] [Missing=*]		
Statistics [NW/ W]	[Valid=670 /-] [Invalid=2394 /-]		
Value	Label	Cases	Percentage
0	No, I have never had it	0	
1	Yes	670	<div><div></div></div> 100.0%
2	No	0	
3	Yes, but not sure about the exact age	0	
90	I am not sure	0	
93	Prefer not to answer	0	
95	Not had sex with this partner in the last 4 weeks	0	
97	N/A	0	
98	Don't know	0	
Sysmiss		2394	
Warning: these figures indicate the number of cases found in the data file. They cannot be interpreted as summary statistics of the population of interest.			
# ic_indiv_consent_hsv_1: Do you agree to have a your DBS used for HSV			
Information	[Type= discrete] [Format=numeric] [Range= 0-98] [Missing=*]		
Statistics [NW/ W]	[Valid=645 /-] [Invalid=2419 /-]		
Value	Label	Cases	Percentage
0	No, I have never had it	0	
1	Yes	613	<div><div></div></div> 95.0%
2	No	32	<div><div></div></div> 5.0%
3	Yes, but not sure about the exact age	0	
90	I am not sure	0	
93	Prefer not to answer	0	
95	Not had sex with this partner in the last 4 weeks	0	
97	N/A	0	
98	Don't know	0	
Sysmiss		2419	
Warning: these figures indicate the number of cases found in the data file. They cannot be interpreted as summary statistics of the population of interest.			
# ic_indiv_consent_hivdb1: Do you agree to having a dry blood spot taken for anonymous HIV testing			
Information	[Type= discrete] [Format=numeric] [Range= 0-98] [Missing=*]		
Statistics [NW/ W]	[Valid=644 /-] [Invalid=2420 /-]		
Value	Label	Cases	Percentage
0	No, I have never had it	0	

# ic_indiv_consent_hivdbs_1: Do you agree to having a dry blood spot taken for anonymous HIV testing			
Value	Label	Cases	Percentage
1	Yes	568	<div><div></div></div> 88.2%
2	No	76	<div><div></div></div> 11.8%
3	Yes, but not sure about the exact age	0	
90	I am not sure	0	
93	Prefer not to answer	0	
95	Not had sex with this partner in the last 4 weeks	0	
97	N/A	0	
98	Don't know	0	
Sysmiss		2420	
Warning: these figures indicate the number of cases found in the data file. They cannot be interpreted as summary statistics of the population of interest.			
# ic_indiv_consent_prevhiv_1: Do you agree to an anonymous test for HIV on your dried blood spot collected pre			
Information	[Type= discrete] [Format=numeric] [Range= 0-98] [Missing=*]		
Statistics [NW/ W]	[Valid=643 /-] [Invalid=2421 /-]		
Value	Label	Cases	Percentage
0	No, I have never had it	0	
1	Yes	634	<div><div></div></div> 98.6%
2	No	9	<div><div></div></div> 1.4%
3	Yes, but not sure about the exact age	0	
90	I am not sure	0	
93	Prefer not to answer	0	
95	Not had sex with this partner in the last 4 weeks	0	
97	N/A	0	
98	Don't know	0	
Sysmiss		2421	
Warning: these figures indicate the number of cases found in the data file. They cannot be interpreted as summary statistics of the population of interest.			
# ic_indiv_consent_hiv_1: Do you agree to having a dry blood spot taken for anonymous HIV testing?			
Information	[Type= discrete] [Format=numeric] [Range= 0-98] [Missing=*]		
Statistics [NW/ W]	[Valid=481 /-] [Invalid=2583 /-]		
Value	Label	Cases	Percentage
0	No, I have never had it	0	
1	Yes	260	<div><div></div></div> 54.1%
2	No	221	<div><div></div></div> 45.9%
3	Yes, but not sure about the exact age	0	
90	I am not sure	0	
93	Prefer not to answer	0	
95	Not had sex with this partner in the last 4 weeks	0	
97	N/A	0	
98	Don't know	0	
Sysmiss		2583	
Warning: these figures indicate the number of cases found in the data file. They cannot be interpreted as summary statistics of the population of interest.			
# ic_indv_dbs_for_pip1: Have you ever donated blood on this year for a home			
Information	[Type= discrete] [Format=numeric] [Range= 0-98] [Missing=*]		
Statistics [NW/ W]	[Valid=32 /-] [Invalid=3032 /-]		

# ic_indv_dbs_for_pip1: Have you ever donated blood on this year for a home			
Value	Label	Cases	Percentage
0	No, I have never had it	0	
1	Yes	26	81.2%
2	No	6	18.8%
3	Yes, but not sure about the exact age	0	
90	I am not sure	0	
93	Prefer not to answer	0	
95	Not had sex with this partner in the last 4 weeks	0	
97	N/A	0	
98	Don't know	0	
Sysmiss		3032	
Warning: these figures indicate the number of cases found in the data file. They cannot be interpreted as summary statistics of the population of interest.			
# ic_indv_use_pip_hsv_1: Do you agree to having a dry blood spot taken for anonymous HSV2 testing?			
Information	[Type= discrete] [Format=numeric] [Range= 0-98] [Missing=*]		
Statistics [NW/ W]	[Valid=0 /-] [Invalid=3064 /-]		
Value	Label	Cases	Percentage
0	No, I have never had it	0	
1	Yes	0	
2	No	0	
3	Yes, but not sure about the exact age	0	
90	I am not sure	0	
93	Prefer not to answer	0	
95	Not had sex with this partner in the last 4 weeks	0	
97	N/A	0	
98	Don't know	0	
Sysmiss		3064	
Warning: these figures indicate the number of cases found in the data file. They cannot be interpreted as summary statistics of the population of interest.			
# ic_indv_use_pip_hiv_1: Do you agree to having a dry blood spot taken for anonymous HIV testing?			
Information	[Type= discrete] [Format=numeric] [Range= 0-98] [Missing=*]		
Statistics [NW/ W]	[Valid=0 /-] [Invalid=3064 /-]		
Value	Label	Cases	Percentage
0	No, I have never had it	0	
1	Yes	0	
2	No	0	
3	Yes, but not sure about the exact age	0	
90	I am not sure	0	
93	Prefer not to answer	0	
95	Not had sex with this partner in the last 4 weeks	0	
97	N/A	0	
98	Don't know	0	
Sysmiss		3064	
Warning: these figures indicate the number of cases found in the data file. They cannot be interpreted as summary statistics of the population of interest.			
# ic_indiv_consent_specstor1: Do you agree that your sample is stored?			
Information	[Type= discrete] [Format=numeric] [Range= 0-98] [Missing=*]		

# ic_indiv_consent_specstor1: Do you agree that your sample is stored?			
Statistics [NW/ W]		[Valid=613 -/] [Invalid=2451 -/]	
Value	Label	Cases	Percentage
0	No, I have never had it	0	
1	Yes	593	<div><div></div></div> 96.7%
2	No	20	<div><div></div></div> 3.3%
3	Yes, but not sure about the exact age	0	
90	I am not sure	0	
93	Prefer not to answer	0	
95	Not had sex with this partner in the last 4 weeks	0	
97	N/A	0	
98	Don't know	0	
Sysmiss		2451	
Warning: these figures indicate the number of cases found in the data file. They cannot be interpreted as summary statistics of the population of interest.			
# ic_indiv_consent_fut_test1: Do you agree that the blood samples of you will be tested in the future, (like o			
Information		[Type= discrete] [Format=numeric] [Range= 0-98] [Missing=*]	
Statistics [NW/ W]		[Valid=659 -/] [Invalid=2405 -/]	
Value	Label	Cases	Percentage
0	No, I have never had it	0	
1	Yes	655	<div><div></div></div> 99.4%
2	No	4	<div><div></div></div> 0.6%
3	Yes, but not sure about the exact age	0	
90	I am not sure	0	
93	Prefer not to answer	0	
95	Not had sex with this partner in the last 4 weeks	0	
97	N/A	0	
98	Don't know	0	
Sysmiss		2405	
Warning: these figures indicate the number of cases found in the data file. They cannot be interpreted as summary statistics of the population of interest.			
# ic_indiv_agree_contact1: Do you agree that you are willing to be contacted by phone to schedule time for			
Information		[Type= discrete] [Format=numeric] [Range= 0-98] [Missing=*]	
Statistics [NW/ W]		[Valid=599 -/] [Invalid=2465 -/]	
Value	Label	Cases	Percentage
0	No, I have never had it	0	
1	Yes	584	<div><div></div></div> 97.5%
2	No	15	<div><div></div></div> 2.5%
3	Yes, but not sure about the exact age	0	
90	I am not sure	0	
93	Prefer not to answer	0	
95	Not had sex with this partner in the last 4 weeks	0	
97	N/A	0	
98	Don't know	0	
Sysmiss		2465	
Warning: these figures indicate the number of cases found in the data file. They cannot be interpreted as summary statistics of the population of interest.			

# ic_indiv_ref_witness1: Mark the box if you are literate and refuse to have a witness			
Information	[Type= discrete] [Format=numeric] [Range= 0-98] [Missing=*]		
Statistics [NW/ W]	[Valid=7 /-] [Invalid=3057 /-]		
Value	Label	Cases	Percentage
0	No, I have never had it	0	
1	Yes	7	<div><div></div></div> 100.0%
2	No	0	
3	Yes, but not sure about the exact age	0	
90	I am not sure	0	
93	Prefer not to answer	0	
95	Not had sex with this partner in the last 4 weeks	0	
97	N/A	0	
98	Don't know	0	
Sysmiss		3057	
Warning: these figures indicate the number of cases found in the data file. They cannot be interpreted as summary statistics of the population of interest.			
# ic_indiv_enough_info11: Did you get enough information about this study?			
Information	[Type= discrete] [Format=numeric] [Range= 0-98] [Missing=*]		
Statistics [NW/ W]	[Valid=1725 /-] [Invalid=1339 /-]		
Value	Label	Cases	Percentage
0	No, I have never had it	0	
1	Yes	1724	<div><div></div></div> 99.9%
2	No	1	<div><div></div></div> 0.1%
3	Yes, but not sure about the exact age	0	
90	I am not sure	0	
93	Prefer not to answer	0	
95	Not had sex with this partner in the last 4 weeks	0	
97	N/A	0	
98	Don't know	0	
Sysmiss		1339	
Warning: these figures indicate the number of cases found in the data file. They cannot be interpreted as summary statistics of the population of interest.			
# ic_indiv_ask_questions11: Have you been given the opportunity to ask questions about research and your que			
Information	[Type= discrete] [Format=numeric] [Range= 0-98] [Missing=*]		
Statistics [NW/ W]	[Valid=1725 /-] [Invalid=1339 /-]		
Value	Label	Cases	Percentage
0	No, I have never had it	0	
1	Yes	1724	<div><div></div></div> 99.9%
2	No	1	<div><div></div></div> 0.1%
3	Yes, but not sure about the exact age	0	
90	I am not sure	0	
93	Prefer not to answer	0	
95	Not had sex with this partner in the last 4 weeks	0	
97	N/A	0	
98	Don't know	0	
Sysmiss		1339	
Warning: these figures indicate the number of cases found in the data file. They cannot be interpreted as summary statistics of the population of interest.			

# ic_indiv_consent_dreams11: Do you agree to participante in this study?			
Information	[Type= discrete] [Format=numeric] [Range= 0-98] [Missing=*]		
Statistics [NW/ W]	[Valid=1726 /-] [Invalid=1338 /-]		
Value	Label	Cases	Percentage
0	No, I have never had it	0	
1	Yes	1726	<div><div></div></div> 100.0%
2	No	0	
3	Yes, but not sure about the exact age	0	
90	I am not sure	0	
93	Prefer not to answer	0	
95	Not had sex with this partner in the last 4 weeks	0	
97	N/A	0	
98	Don't know	0	
Sysmiss		1338	
Warning: these figures indicate the number of cases found in the data file. They cannot be interpreted as summary statistics of the population of interest.			
# ic_indiv_consent_hsv11: Do you agree to have a your DBS used for HSV			
Information	[Type= discrete] [Format=numeric] [Range= 0-98] [Missing=*]		
Statistics [NW/ W]	[Valid=1726 /-] [Invalid=1338 /-]		
Value	Label	Cases	Percentage
0	No, I have never had it	0	
1	Yes	1485	<div><div></div></div> 86.0%
2	No	241	<div><div></div></div> 14.0%
3	Yes, but not sure about the exact age	0	
90	I am not sure	0	
93	Prefer not to answer	0	
95	Not had sex with this partner in the last 4 weeks	0	
97	N/A	0	
98	Don't know	0	
Sysmiss		1338	
Warning: these figures indicate the number of cases found in the data file. They cannot be interpreted as summary statistics of the population of interest.			
# ic_indiv_consent_hivdb11: Do you agree to having a dry blood spot taken for anonymous HIV testing?			
Information	[Type= discrete] [Format=numeric] [Range= 0-98] [Missing=*]		
Statistics [NW/ W]	[Valid=1711 /-] [Invalid=1353 /-]		
Value	Label	Cases	Percentage
0	No, I have never had it	0	
1	Yes	1359	<div><div></div></div> 79.4%
2	No	352	<div><div></div></div> 20.6%
3	Yes, but not sure about the exact age	0	
90	I am not sure	0	
93	Prefer not to answer	0	
95	Not had sex with this partner in the last 4 weeks	0	
97	N/A	0	
98	Don't know	0	
Sysmiss		1353	
Warning: these figures indicate the number of cases found in the data file. They cannot be interpreted as summary statistics of the population of interest.			

# ic_indiv_consent_prevhiv11: Do you agree to an anonymous test for HIV on your dried blood spot collected pre			
Information	[Type= discrete] [Format=numeric] [Range= 0-98] [Missing=*]		
Statistics [NW/ W]	[Valid=1711 /-] [Invalid=1353 /-]		
Value	Label	Cases	Percentage
0	No, I have never had it	0	
1	Yes	1660	97.0%
2	No	51	3.0%
3	Yes, but not sure about the exact age	0	
90	I am not sure	0	
93	Prefer not to answer	0	
95	Not had sex with this partner in the last 4 weeks	0	
97	N/A	0	
98	Don't know	0	
Sysmiss		1353	
Warning: these figures indicate the number of cases found in the data file. They cannot be interpreted as summary statistics of the population of interest.			
# ic_indiv_consent_hiv11: Do you agree to having a dry blood spot taken for anonymous HIV testing?			
Information	[Type= discrete] [Format=numeric] [Range= 0-98] [Missing=*]		
Statistics [NW/ W]	[Valid=1712 /-] [Invalid=1352 /-]		
Value	Label	Cases	Percentage
0	No, I have never had it	0	
1	Yes	623	36.4%
2	No	1089	63.6%
3	Yes, but not sure about the exact age	0	
90	I am not sure	0	
93	Prefer not to answer	0	
95	Not had sex with this partner in the last 4 weeks	0	
97	N/A	0	
98	Don't know	0	
Sysmiss		1352	
Warning: these figures indicate the number of cases found in the data file. They cannot be interpreted as summary statistics of the population of interest.			
# ic_indv_dbs_for_pip11: Have you ever donated blood on this year for a home			
Information	[Type= discrete] [Format=numeric] [Range= 0-98] [Missing=*]		
Statistics [NW/ W]	[Valid=240 /-] [Invalid=2824 /-]		
Value	Label	Cases	Percentage
0	No, I have never had it	0	
1	Yes	192	80.0%
2	No	48	20.0%
3	Yes, but not sure about the exact age	0	
90	I am not sure	0	
93	Prefer not to answer	0	
95	Not had sex with this partner in the last 4 weeks	0	
97	N/A	0	
98	Don't know	0	
Sysmiss		2824	
Warning: these figures indicate the number of cases found in the data file. They cannot be interpreted as summary statistics of the population of interest.			

# ic_indv_use_pip_hsv11: Do you agree to having a dry blood spot taken for anonymous HSV2 testing?			
Information	[Type= discrete] [Format=numeric] [Range= 0-98] [Missing=*]		
Statistics [NW/ W]	[Valid=198 /-] [Invalid=2866 /-]		
Value	Label	Cases	Percentage
0	No, I have never had it	0	
1	Yes	195	98.5%
2	No	3	1.5%
3	Yes, but not sure about the exact age	0	
90	I am not sure	0	
93	Prefer not to answer	0	
95	Not had sex with this partner in the last 4 weeks	0	
97	N/A	0	
98	Don't know	0	
Sysmiss		2866	
Warning: these figures indicate the number of cases found in the data file. They cannot be interpreted as summary statistics of the population of interest.			
# ic_indv_use_pip_hiv11: Do you agree to having a dry blood spot taken for anonymous HIV testing?			
Information	[Type= discrete] [Format=numeric] [Range= 0-98] [Missing=*]		
Statistics [NW/ W]	[Valid=199 /-] [Invalid=2865 /-]		
Value	Label	Cases	Percentage
0	No, I have never had it	0	
1	Yes	195	98.0%
2	No	4	2.0%
3	Yes, but not sure about the exact age	0	
90	I am not sure	0	
93	Prefer not to answer	0	
95	Not had sex with this partner in the last 4 weeks	0	
97	N/A	0	
98	Don't know	0	
Sysmiss		2865	
Warning: these figures indicate the number of cases found in the data file. They cannot be interpreted as summary statistics of the population of interest.			
# ic_indiv_consent_specstor5: Do you agree that your sample is stored?			
Information	[Type= discrete] [Format=numeric] [Range= 0-98] [Missing=*]		
Statistics [NW/ W]	[Valid=1487 /-] [Invalid=1577 /-]		
Value	Label	Cases	Percentage
0	No, I have never had it	0	
1	Yes	1448	97.4%
2	No	39	2.6%
3	Yes, but not sure about the exact age	0	
90	I am not sure	0	
93	Prefer not to answer	0	
95	Not had sex with this partner in the last 4 weeks	0	
97	N/A	0	
98	Don't know	0	
Sysmiss		1577	
Warning: these figures indicate the number of cases found in the data file. They cannot be interpreted as summary statistics of the population of interest.			

# ic_indiv_consent_fut_test5: Do you agree that the blood samples of you will be tested in the future, (like o			
Information	[Type= discrete] [Format=numeric] [Range= 0-98] [Missing=*]		
Statistics [NW/ W]	[Valid=1725 /-] [Invalid=1339 /-]		
Value	Label	Cases	Percentage
0	No, I have never had it	0	
1	Yes	1700	<div><div></div></div> 98.6%
2	No	25	<div><div></div></div> 1.4%
3	Yes, but not sure about the exact age	0	
90	I am not sure	0	
93	Prefer not to answer	0	
95	Not had sex with this partner in the last 4 weeks	0	
97	N/A	0	
98	Don't know	0	
Sysmiss		1339	
Warning: these figures indicate the number of cases found in the data file. They cannot be interpreted as summary statistics of the population of interest.			
# ic_indiv_agree_contact11: Do you agree that you are willing to be contacted by phone to schedule time for			
Information	[Type= discrete] [Format=numeric] [Range= 0-98] [Missing=*]		
Statistics [NW/ W]	[Valid=1725 /-] [Invalid=1339 /-]		
Value	Label	Cases	Percentage
0	No, I have never had it	0	
1	Yes	1628	<div><div></div></div> 94.4%
2	No	97	<div><div></div></div> 5.6%
3	Yes, but not sure about the exact age	0	
90	I am not sure	0	
93	Prefer not to answer	0	
95	Not had sex with this partner in the last 4 weeks	0	
97	N/A	0	
98	Don't know	0	
Sysmiss		1339	
Warning: these figures indicate the number of cases found in the data file. They cannot be interpreted as summary statistics of the population of interest.			
# ic_indiv_ref_witness11: Mark the box if you are literate and refuse to have a witness			
Information	[Type= discrete] [Format=numeric] [Range= 0-98] [Missing=*]		
Statistics [NW/ W]	[Valid=121 /-] [Invalid=2943 /-]		
Value	Label	Cases	Percentage
0	No, I have never had it	0	
1	Yes	119	<div><div></div></div> 98.3%
2	No	2	<div><div></div></div> 1.7%
3	Yes, but not sure about the exact age	0	
90	I am not sure	0	
93	Prefer not to answer	0	
95	Not had sex with this partner in the last 4 weeks	0	
97	N/A	0	
98	Don't know	0	
Sysmiss		2943	
Warning: these figures indicate the number of cases found in the data file. They cannot be interpreted as summary statistics of the population of interest.			

# ic_indiv_consent_dreams1: Consented to DREAMS?			
Information	[Type= discrete] [Format=numeric] [Range= 0-98] [Missing=*]		
Statistics [NW/ W]	[Valid=3064 /-] [Invalid=0 /-]		
Value	Label	Cases	Percentage
0	No, I have never had it	0	
1	Yes	2396	<div></div> 78.2%
2	No	668	<div></div> 21.8%
3	Yes, but not sure about the exact age	0	
90	I am not sure	0	
93	Prefer not to answer	0	
95	Not had sex with this partner in the last 4 weeks	0	
97	N/A	0	
98	Don't know	0	
Warning: these figures indicate the number of cases found in the data file. They cannot be interpreted as summary statistics of the population of interest.			
# ie_inschool: Are you currently still in school?			
Information	[Type= discrete] [Format=numeric] [Range= 0-98] [Missing=*]		
Statistics [NW/ W]	[Valid=2395 /-] [Invalid=669 /-]		
Value	Label	Cases	Percentage
0	No, I have never had it	0	
1	Yes	1127	<div></div> 47.1%
2	No	1267	<div></div> 52.9%
3	Yes, but not sure about the exact age	0	
90	I am not sure	0	
93	Prefer not to answer	1	<div></div> 0.0%
95	Not had sex with this partner in the last 4 weeks	0	
97	N/A	0	
98	Don't know	0	
Sysmiss		669	
Warning: these figures indicate the number of cases found in the data file. They cannot be interpreted as summary statistics of the population of interest.			
# ie_prev_inschool_state: Where you still in school the last time we saw you?			
Information	[Type= discrete] [Format=numeric] [Range= 0-98] [Missing=*]		
Statistics [NW/ W]	[Valid=1429 /-] [Invalid=1635 /-]		
Value	Label	Cases	Percentage
0	No, I have never had it	0	
1	Yes	1428	<div></div> 99.9%
2	No	0	
3	Yes, but not sure about the exact age	0	
90	I am not sure	0	
93	Prefer not to answer	1	<div></div> 0.1%
95	Not had sex with this partner in the last 4 weeks	0	
97	N/A	0	
98	Don't know	0	
Sysmiss		1635	
Warning: these figures indicate the number of cases found in the data file. They cannot be interpreted as summary statistics of the population of interest.			

# ie_schoolgrade: In which grade are you? (Grade 1			
Information	[Type= continuous] [Format=numeric] [Range= 5-80] [Missing=*]		
Statistics [NW/ W]	[Valid=1127 /-] [Invalid=1937 /-] [Mean=9.757 /-] [StdDev=2.588 /-]		
# ie_daysabssch: How many days were you absent from school?			
Information	[Type= continuous] [Format=numeric] [Range= 0-60] [Missing=*]		
Statistics [NW/ W]	[Valid=1127 /-] [Invalid=1937 /-] [Mean=1.57 /-] [StdDev=3.154 /-]		
# ie_schabsreas_1: What were the main reasons why you were absent? [Don't read responses. Select al			
Information	[Type= discrete] [Format=numeric] [Range= 1-96] [Missing=*]		
Statistics [NW/ W]	[Valid=255 /-] [Invalid=2809 /-]		
Value	Label	Cases	Percentage
1	Health/illness: Went to the doctor / sickness or injury	255	100.0%
2	Weather conditions / floods/ too hot	0	
3	Family responsibilities: Visiting relatives, was out of town/funeral/ relative died/looking after family member/child watched livestock/ child was working/collecting social grant	0	
4	Institutional/in-school factors: educator was absent/educator victimises learner/assaulted by the educator/educator attending course/exam period/no feeding scheme that day/ school opened earlier than expected	0	
5	Financial/cost of education: financial problems/school fees unpaid/ no transport money/did not go on a school trip/did not have complete uniform	0	
6	Child/youth did not want to go to school	0	
7	Transport and physical access: Transport unavailable/school is far away	0	
8	Child/youth was running late for school/fear of punishment	0	
9	Age: Feeling too old/too young to attend school	0	
10	Learning Disabilities/ Learning difficulties/Difficulty coping academically	0	
11	Food insecurity: no or little food	0	
12	Pregnancy	0	
13	Not accepted for enrolment	0	
14	Boredom with school/subject	0	
15	Violence in school/bullying/doesn't feel safe travelling or walking to school	0	
96	Other	0	
Sysmiss		2809	
Warning: these figures indicate the number of cases found in the data file. They cannot be interpreted as summary statistics of the population of interest.			
# ie_schabsreas_14: What were the main reasons why you were absent? [Don't read responses. Select al			
Information	[Type= discrete] [Format=numeric] [Range= 1-96] [Missing=*]		
Statistics [NW/ W]	[Valid=32 /-] [Invalid=3032 /-]		
Value	Label	Cases	Percentage
1	Health/illness: Went to the doctor / sickness or injury	0	
2	Weather conditions / floods/ too hot	0	
3	Family responsibilities: Visiting relatives, was out of town/funeral/ relative died/looking after family member/child watched livestock/ child was working/collecting social grant	0	
4	Institutional/in-school factors: educator was absent/educator victimises learner/assaulted by the educator/educator attending	0	

**# ie\_schabsreas\_14: What were the main reasons why you were absent? [Don't read responses. Select al**

Value	Label	Cases	Percentage
	course/exam period/no feeding scheme that day/ school opened earlier than expected		
5	Financial/cost of education: financial problems/school fees unpaid/ no transport money/did not go on a school trip/did not have complete uniform	0	
6	Child/youth did not want to go to school	0	
7	Transport and physical access: Transport unavailable/school is far away	0	
8	Child/youth was running late for school/fear of punishment	0	
9	Age: Feeling too old/too young to attend school	0	
10	Learning Disabilities/ Learning difficulties/Difficulty coping academically	0	
11	Food insecurity: no or little food	0	
12	Pregnancy	0	
13	Not accepted for enrolment	0	
14	Boredom with school/subject	32	100.0%
15	Violence in school/bullying/doesn't feel safe travelling or walking to school	0	
96	Other	0	
Sysmiss		3032	

*Warning: these figures indicate the number of cases found in the data file. They cannot be interpreted as summary statistics of the population of interest.*

**# ie\_schabsreas\_15: What were the main reasons why you were absent? [Don't read responses. Select al**

<b>Information</b>	[Type= discrete] [Format=numeric] [Range= 1-96] [Missing=*]		
<b>Statistics [NW/ W]</b>	[Valid=4 /-] [Invalid=3060 /-]		
Value	Label	Cases	Percentage
1	Health/illness: Went to the doctor / sickness or injury	0	
2	Weather conditions / floods/ too hot	0	
3	Family responsibilities: Visiting relatives, was out of town/funeral/ relative died/looking after family member/child watched livestock/ child was working/collecting social grant	0	
4	Institutional/in-school factors: educator was absent/educator victimises learner/assaulted by the educator/educator attending course/exam period/no feeding scheme that day/ school opened earlier than expected	0	
5	Financial/cost of education: financial problems/school fees unpaid/ no transport money/did not go on a school trip/did not have complete uniform	0	
6	Child/youth did not want to go to school	0	
7	Transport and physical access: Transport unavailable/school is far away	0	
8	Child/youth was running late for school/fear of punishment	0	
9	Age: Feeling too old/too young to attend school	0	
10	Learning Disabilities/ Learning difficulties/Difficulty coping academically	0	
11	Food insecurity: no or little food	0	
12	Pregnancy	0	
13	Not accepted for enrolment	0	
14	Boredom with school/subject	0	
15	Violence in school/bullying/doesn't feel safe travelling or walking to school	4	100.0%

# ie_schabsreas_15: What were the main reasons why you were absent? [Don't read responses. Select al			
Value	Label	Cases	Percentage
96	Other	0	
Sysmiss		3060	
Warning: these figures indicate the number of cases found in the data file. They cannot be interpreted as summary statistics of the population of interest.			
# ie_schabsreas_2: What were the main reasons why you were absent? [Don't read responses. Select al			
Information	[Type= discrete] [Format=numeric] [Range= 1-96] [Missing=*]		
Statistics [NW/ W]	[Valid=106 /-] [Invalid=2958 /-]		
Value	Label	Cases	Percentage
1	Health/illness: Went to the doctor / sickness or injury	0	
2	Weather conditions / floods/ too hot	106	100.0%
3	Family responsibilities: Visiting relatives, was out of town/funeral/ relative died/looking after family member/child watched livestock/ child was working/collecting social grant	0	
4	Institutional/in-school factors: educator was absent/educator victimises learner/assaulted by the educator/educator attending course/exam period/no feeding scheme that day/ school opened earlier than expected	0	
5	Financial/cost of education: financial problems/school fees unpaid/ no transport money/did not go on a school trip/did not have complete uniform	0	
6	Child/youth did not want to go to school	0	
7	Transport and physical access: Transport unavailable/school is far away	0	
8	Child/youth was running late for school/fear of punishment	0	
9	Age: Feeling too old/too young to attend school	0	
10	Learning Disabilities/ Learning difficulties/Difficulty coping academically	0	
11	Food insecurity: no or little food	0	
12	Pregnancy	0	
13	Not accepted for enrolment	0	
14	Boredom with school/subject	0	
15	Violence in school/bullying/doesn't feel safe travelling or walking to school	0	
96	Other	0	
Sysmiss		2958	
Warning: these figures indicate the number of cases found in the data file. They cannot be interpreted as summary statistics of the population of interest.			
# ie_schabsreas_3: What were the main reasons why you were absent? [Don't read responses. Select al			
Information	[Type= discrete] [Format=numeric] [Range= 1-96] [Missing=*]		
Statistics [NW/ W]	[Valid=24 /-] [Invalid=3040 /-]		
Value	Label	Cases	Percentage
1	Health/illness: Went to the doctor / sickness or injury	0	
2	Weather conditions / floods/ too hot	0	
3	Family responsibilities: Visiting relatives, was out of town/funeral/ relative died/looking after family member/child watched livestock/ child was working/collecting social grant	24	100.0%
4	Institutional/in-school factors: educator was absent/educator victimises learner/assaulted by the educator/educator attending course/exam period/no feeding scheme that day/ school opened earlier than expected	0	

# ie_schabsreas_3: What were the main reasons why you were absent? [Don't read responses. Select al			
Value	Label	Cases	Percentage
5	Financial/cost of education: financial problems/school fees unpaid/ no transport money/did not go on a school trip/did not have complete uniform	0	
6	Child/youth did not want to go to school	0	
7	Transport and physical access: Transport unavailable/school is far away	0	
8	Child/youth was running late for school/fear of punishment	0	
9	Age: Feeling too old/too young to attend school	0	
10	Learning Disabilities/ Learning difficulties/Difficulty coping academically	0	
11	Food insecurity: no or little food	0	
12	Pregnancy	0	
13	Not accepted for enrolment	0	
14	Boredom with school/subject	0	
15	Violence in school/bullying/doesn't feel safe travelling or walking to school	0	
96	Other	0	
Sysmiss		3040	
Warning: these figures indicate the number of cases found in the data file. They cannot be interpreted as summary statistics of the population of interest.			
# ie_schabsreas_4: What were the main reasons why you were absent? [Don't read responses. Select al			
Information	[Type= discrete] [Format=numeric] [Range= 1-96] [Missing=*]		
Statistics [NW/ W]	[Valid=37 /-] [Invalid=3027 /-]		
Value	Label	Cases	Percentage
1	Health/illness: Went to the doctor / sickness or injury	0	
2	Weather conditions / floods/ too hot	0	
3	Family responsibilities: Visiting relatives, was out of town/funeral/ relative died/looking after family member/child watched livestock/ child was working/collecting social grant	0	
4	Institutional/in-school factors: educator was absent/educator victimises learner/assaulted by the educator/educator attending course/exam period/no feeding scheme that day/ school opened earlier than expected	37	100.0%
5	Financial/cost of education: financial problems/school fees unpaid/ no transport money/did not go on a school trip/did not have complete uniform	0	
6	Child/youth did not want to go to school	0	
7	Transport and physical access: Transport unavailable/school is far away	0	
8	Child/youth was running late for school/fear of punishment	0	
9	Age: Feeling too old/too young to attend school	0	
10	Learning Disabilities/ Learning difficulties/Difficulty coping academically	0	
11	Food insecurity: no or little food	0	
12	Pregnancy	0	
13	Not accepted for enrolment	0	
14	Boredom with school/subject	0	
15	Violence in school/bullying/doesn't feel safe travelling or walking to school	0	
96	Other	0	

# ie_schabsreas_4: What were the main reasons why you were absent? [Don't read responses. Select al			
Value	Label	Cases	Percentage
Sysmiss		3027	
Warning: these figures indicate the number of cases found in the data file. They cannot be interpreted as summary statistics of the population of interest.			
# ie_schabsreas_5: What were the main reasons why you were absent? [Don't read responses. Select al			
Information	[Type= discrete] [Format=numeric] [Range= 1-96] [Missing=*]		
Statistics [NW/ W]	[Valid=8 /-] [Invalid=3056 /-]		
Value	Label	Cases	Percentage
1	Health/illness: Went to the doctor / sickness or injury	0	
2	Weather conditions / floods/ too hot	0	
3	Family responsibilities: Visiting relatives, was out of town/funeral/ relative died/looking after family member/child watched livestock/ child was working/collecting social grant	0	
4	Institutional/in-school factors: educator was absent/educator victimises learner/assaulted by the educator/educator attending course/exam period/no feeding scheme that day/ school opened earlier than expected	0	
5	Financial/cost of education: financial problems/school fees unpaid/ no transport money/did not go on a school trip/did not have complete uniform	8	100.0%
6	Child/youth did not want to go to school	0	
7	Transport and physical access: Transport unavailable/school is far away	0	
8	Child/youth was running late for school/fear of punishment	0	
9	Age: Feeling too old/too young to attend school	0	
10	Learning Disabilities/ Learning difficulties/Difficulty coping academically	0	
11	Food insecurity: no or little food	0	
12	Pregnancy	0	
13	Not accepted for enrolment	0	
14	Boredom with school/subject	0	
15	Violence in school/bullying/doesn't feel safe travelling or walking to school	0	
96	Other	0	
Sysmiss		3056	
Warning: these figures indicate the number of cases found in the data file. They cannot be interpreted as summary statistics of the population of interest.			
# ie_schabsreas_6: What were the main reasons why you were absent? [Don't read responses. Select al			
Information	[Type= discrete] [Format=numeric] [Range= 1-96] [Missing=*]		
Statistics [NW/ W]	[Valid=26 /-] [Invalid=3038 /-]		
Value	Label	Cases	Percentage
1	Health/illness: Went to the doctor / sickness or injury	0	
2	Weather conditions / floods/ too hot	0	
3	Family responsibilities: Visiting relatives, was out of town/funeral/ relative died/looking after family member/child watched livestock/ child was working/collecting social grant	0	
4	Institutional/in-school factors: educator was absent/educator victimises learner/assaulted by the educator/educator attending course/exam period/no feeding scheme that day/ school opened earlier than expected	0	

# ie_schabsreas_6: What were the main reasons why you were absent? [Don't read responses. Select al			
Value	Label	Cases	Percentage
5	Financial/cost of education: financial problems/school fees unpaid/ no transport money/did not go on a school trip/did not have complete uniform	0	
6	Child/youth did not want to go to school	26	100.0%
7	Transport and physical access: Transport unavailable/school is far away	0	
8	Child/youth was running late for school/fear of punishment	0	
9	Age: Feeling too old/too young to attend school	0	
10	Learning Disabilities/ Learning difficulties/Difficulty coping academically	0	
11	Food insecurity: no or little food	0	
12	Pregnancy	0	
13	Not accepted for enrolment	0	
14	Boredom with school/subject	0	
15	Violence in school/bullying/doesn't feel safe travelling or walking to school	0	
96	Other	0	
Sysmiss		3038	
Warning: these figures indicate the number of cases found in the data file. They cannot be interpreted as summary statistics of the population of interest.			
# ie_schabsreas_7: What were the main reasons why you were absent? [Don't read responses. Select al			
Information	[Type= discrete] [Format=numeric] [Range= 1-96] [Missing=*]		
Statistics [NW/ W]	[Valid=23 /-] [Invalid=3041 /-]		
Value	Label	Cases	Percentage
1	Health/illness: Went to the doctor / sickness or injury	0	
2	Weather conditions / floods/ too hot	0	
3	Family responsibilities: Visiting relatives, was out of town/funeral/ relative died/looking after family member/child watched livestock/ child was working/collecting social grant	0	
4	Institutional/in-school factors: educator was absent/educator victimises learner/assaulted by the educator/educator attending course/exam period/no feeding scheme that day/ school opened earlier than expected	0	
5	Financial/cost of education: financial problems/school fees unpaid/ no transport money/did not go on a school trip/did not have complete uniform	0	
6	Child/youth did not want to go to school	0	
7	Transport and physical access: Transport unavailable/school is far away	23	100.0%
8	Child/youth was running late for school/fear of punishment	0	
9	Age: Feeling too old/too young to attend school	0	
10	Learning Disabilities/ Learning difficulties/Difficulty coping academically	0	
11	Food insecurity: no or little food	0	
12	Pregnancy	0	
13	Not accepted for enrolment	0	
14	Boredom with school/subject	0	
15	Violence in school/bullying/doesn't feel safe travelling or walking to school	0	
96	Other	0	

# ie_schabsreas_7: What were the main reasons why you were absent? [Don't read responses. Select al			
Value	Label	Cases	Percentage
Sysmiss		3041	
Warning: these figures indicate the number of cases found in the data file. They cannot be interpreted as summary statistics of the population of interest.			
# ie_schabsreas_8: What were the main reasons why you were absent? [Don't read responses. Select al			
Information	[Type= discrete] [Format=numeric] [Range= 1-96] [Missing=*]		
Statistics [NW/ W]	[Valid=8 /-] [Invalid=3056 /-]		
Value	Label	Cases	Percentage
1	Health/illness: Went to the doctor / sickness or injury	0	
2	Weather conditions / floods/ too hot	0	
3	Family responsibilities: Visiting relatives, was out of town/funeral/ relative died/looking after family member/child watched livestock/ child was working/collecting social grant	0	
4	Institutional/in-school factors: educator was absent/educator victimises learner/assaulted by the educator/educator attending course/exam period/no feeding scheme that day/ school opened earlier than expected	0	
5	Financial/cost of education: financial problems/school fees unpaid/ no transport money/did not go on a school trip/did not have complete uniform	0	
6	Child/youth did not want to go to school	0	
7	Transport and physical access: Transport unavailable/school is far away	0	
8	Child/youth was running late for school/fear of punishment	8	100.0%
9	Age: Feeling too old/too young to attend school	0	
10	Learning Disabilities/ Learning difficulties/Difficulty coping academically	0	
11	Food insecurity: no or little food	0	
12	Pregnancy	0	
13	Not accepted for enrolment	0	
14	Boredom with school/subject	0	
15	Violence in school/bullying/doesn't feel safe travelling or walking to school	0	
96	Other	0	
Sysmiss		3056	
Warning: these figures indicate the number of cases found in the data file. They cannot be interpreted as summary statistics of the population of interest.			
# ie_schabsreas_9: What were the main reasons why you were absent? [Don't read responses. Select al			
Information	[Type= discrete] [Format=numeric] [Range= 1-96] [Missing=*]		
Statistics [NW/ W]	[Valid=1 /-] [Invalid=3063 /-]		
Value	Label	Cases	Percentage
1	Health/illness: Went to the doctor / sickness or injury	0	
2	Weather conditions / floods/ too hot	0	
3	Family responsibilities: Visiting relatives, was out of town/funeral/ relative died/looking after family member/child watched livestock/ child was working/collecting social grant	0	
4	Institutional/in-school factors: educator was absent/educator victimises learner/assaulted by the educator/educator attending course/exam period/no feeding scheme that day/ school opened earlier than expected	0	

# ie_schabsreas_9: What were the main reasons why you were absent? [Don't read responses. Select al			
Value	Label	Cases	Percentage
5	Financial/cost of education: financial problems/school fees unpaid/ no transport money/did not go on a school trip/did not have complete uniform	0	
6	Child/youth did not want to go to school	0	
7	Transport and physical access: Transport unavailable/school is far away	0	
8	Child/youth was running late for school/fear of punishment	0	
9	Age: Feeling too old/too young to attend school	1	100.0%
10	Learning Disabilities/ Learning difficulties/Difficulty coping academically	0	
11	Food insecurity: no or little food	0	
12	Pregnancy	0	
13	Not accepted for enrolment	0	
14	Boredom with school/subject	0	
15	Violence in school/bullying/doesn't feel safe travelling or walking to school	0	
96	Other	0	
Sysmiss		3063	
Warning: these figures indicate the number of cases found in the data file. They cannot be interpreted as summary statistics of the population of interest.			
# ie_schabsreas_96: What were the main reasons why you were absent? [Don't read responses. Select al			
Information	[Type= discrete] [Format=numeric] [Range= 1-96] [Missing=*]		
Statistics [NW/ W]	[Valid=35 /-] [Invalid=3029 /-]		
Value	Label	Cases	Percentage
1	Health/illness: Went to the doctor / sickness or injury	0	
2	Weather conditions / floods/ too hot	0	
3	Family responsibilities: Visiting relatives, was out of town/funeral/ relative died/looking after family member/child watched livestock/ child was working/collecting social grant	0	
4	Institutional/in-school factors: educator was absent/educator victimises learner/assaulted by the educator/educator attending course/exam period/no feeding scheme that day/ school opened earlier than expected	0	
5	Financial/cost of education: financial problems/school fees unpaid/ no transport money/did not go on a school trip/did not have complete uniform	0	
6	Child/youth did not want to go to school	0	
7	Transport and physical access: Transport unavailable/school is far away	0	
8	Child/youth was running late for school/fear of punishment	0	
9	Age: Feeling too old/too young to attend school	0	
10	Learning Disabilities/ Learning difficulties/Difficulty coping academically	0	
11	Food insecurity: no or little food	0	
12	Pregnancy	0	
13	Not accepted for enrolment	0	
14	Boredom with school/subject	0	
15	Violence in school/bullying/doesn't feel safe travelling or walking to school	0	
96	Other	35	100.0%

# ie_schabsreas_96: What were the main reasons why you were absent? [Don't read responses. Select al			
Value	Label	Cases	Percentage
Sysmiss		3029	
Warning: these figures indicate the number of cases found in the data file. They cannot be interpreted as summary statistics of the population of interest.			
# ie_absschreasoth: Please specify the other reasons for being absent			
Information	[Type= discrete] [Format=character] [Missing=*]		
Statistics [NW/ W]	[Valid=42 /-] [Invalid=0 /-]		
# ie_reas_leave_school: What were the main reasons you left school?			
Information	[Type= discrete] [Format=numeric] [Missing=*]		
Statistics [NW/ W]	[Valid=0 /-] [Invalid=3064 /-]		
Value	Label	Cases	Percentage
Sysmiss		3064	
Warning: these figures indicate the number of cases found in the data file. They cannot be interpreted as summary statistics of the population of interest.			
# ie_reas_leave_school_oth: Please specify the other reasons for leaving school			
Information	[Type= discrete] [Format=character] [Missing=*]		
Statistics [NW/ W]	[Valid=0 /-] [Invalid=0 /-]		
# ie_mainreas_leave_school: Which of the reasons you have given was the most important reason for leaving sc			
Information	[Type= discrete] [Format=numeric] [Range= 1-96] [Missing=*]		
Statistics [NW/ W]	[Valid=0 /-] [Invalid=3064 /-]		
Value	Label	Cases	Percentage
1	Your health: you suffered chronic ill-health	0	
2	Family care: a family member required you to care for them	0	
3	Financial issues: cannot afford school / family requires you to work for money	0	
4	Learning difficulty: school has become too hard	0	
5	Social reasons: students or teachers are unkind / friends left school	0	
6	Pregnancy	0	
7	Age: you feel too old for school	0	
8	Violence: bullying	0	
9	Change of school: next school was too far away / too expensive	0	
10	Matriculated	0	
96	Other: Please specify the other reasons for leaving school	0	
Sysmiss		3064	
Warning: these figures indicate the number of cases found in the data file. They cannot be interpreted as summary statistics of the population of interest.			
# ie_highlevledu: What is your highest level of education achieved / qualification ('attainment')			
Information	[Type= discrete] [Format=numeric] [Range= 0-98] [Missing=*]		
Statistics [NW/ W]	[Valid=1266 /-] [Invalid=1798 /-]		
Value	Label	Cases	Percentage
0	None	3	0.2%
1	Some primary	94	<div></div> 7.4%
2	Some secondary	435	<div></div> 34.4%
3	Completed secondary/matrikulated	668	<div></div> 52.8%
4	Certificate	31	<div></div> 2.4%
5	Diploma	20	<div></div> 1.6%

# ie_highlevledu: What is your highest level of education achieved / qualification ('attainment')			
Value	Label	Cases	Percentage
6	Bachelors degree	13	<div><div></div></div> 1.0%
7	Bachelors + Diploma	2	<div><div></div></div> 0.2%
8	Honours	0	
93	Prefer not to answer	0	
98	Don't know	0	
Sysmiss		1798	
Warning: these figures indicate the number of cases found in the data file. They cannot be interpreted as summary statistics of the population of interest.			
# ie_employed: Are you currently in full			
Information		[Type= discrete] [Format=numeric] [Range= 1-98] [Missing=*]	
Statistics [NW/ W]		[Valid=2395 /-] [Invalid=669 /-]	
Value	Label	Cases	Percentage
1	Full-time employment	213	<div><div></div></div> 8.9%
2	No, Not employeeed	1976	<div><div></div></div> 82.5%
3	Part-time employment	203	<div><div></div></div> 8.5%
4	Studying	0	
93	Prefer not to answer	0	
98	Don't know	3	<div><div></div></div> 0.1%
Sysmiss		669	
Warning: these figures indicate the number of cases found in the data file. They cannot be interpreted as summary statistics of the population of interest.			
# ie_othincome: Do you have any other source of income?			
Information		[Type= discrete] [Format=numeric] [Range= 0-98] [Missing=*]	
Statistics [NW/ W]		[Valid=2395 /-] [Invalid=669 /-]	
Value	Label	Cases	Percentage
0	No, I have never had it	0	
1	Yes	238	<div><div></div></div> 9.9%
2	No	2153	<div><div></div></div> 89.9%
3	Yes, but not sure about the exact age	0	
90	I am not sure	0	
93	Prefer not to answer	4	<div><div></div></div> 0.2%
95	Not had sex with this partner in the last 4 weeks	0	
97	N/A	0	
98	Don't know	0	
Sysmiss		669	
Warning: these figures indicate the number of cases found in the data file. They cannot be interpreted as summary statistics of the population of interest.			
# ie_incomeoth: What Other sources of income do you have?			
Information		[Type= discrete] [Format=character] [Missing=*]	
Statistics [NW/ W]		[Valid=238 /-] [Invalid=0 /-]	
# ie_granttype_1: Do you receive any Government Grant for yourself? Please specify the types of gr			
Information		[Type= discrete] [Format=numeric] [Range= 1-98] [Missing=*]	
Statistics [NW/ W]		[Valid=312 /-] [Invalid=2752 /-]	
Value	Label	Cases	Percentage
1	Yes, Child support	312	<div><div></div></div> 100.0%

# ie_granttype_1: Do you receive any Government Grant for yourself? Please specify the types of gr			
Value	Label	Cases	Percentage
2	No, none	0	
3	Yes, Foster Care	0	
4	Yes, Disability Care	0	
5	Yes, Old Age Pension	0	
6	Yes, Child Care	0	
93	Prefer not to answer	0	
96	Other, specify	0	
98	Don't know	0	
Sysmiss		2752	
Warning: these figures indicate the number of cases found in the data file. They cannot be interpreted as summary statistics of the population of interest.			
# ie_granttype_2: Do you receive any Government Grant for yourself? Please specify the types of gr			
Information	[Type= discrete] [Format=numeric] [Range= 1-98] [Missing=*]		
Statistics [NW/ W]	[Valid=1228 /-] [Invalid=1836 /-]		
Value	Label	Cases	Percentage
1	Yes, Child support	0	
2	No, none	1228	100.0%
3	Yes, Foster Care	0	
4	Yes, Disability Care	0	
5	Yes, Old Age Pension	0	
6	Yes, Child Care	0	
93	Prefer not to answer	0	
96	Other, specify	0	
98	Don't know	0	
Sysmiss		1836	
Warning: these figures indicate the number of cases found in the data file. They cannot be interpreted as summary statistics of the population of interest.			
# ie_granttype_3: Do you receive any Government Grant for yourself? Please specify the types of gr			
Information	[Type= discrete] [Format=numeric] [Range= 1-98] [Missing=*]		
Statistics [NW/ W]	[Valid=18 /-] [Invalid=3046 /-]		
Value	Label	Cases	Percentage
1	Yes, Child support	0	
2	No, none	0	
3	Yes, Foster Care	18	100.0%
4	Yes, Disability Care	0	
5	Yes, Old Age Pension	0	
6	Yes, Child Care	0	
93	Prefer not to answer	0	
96	Other, specify	0	
98	Don't know	0	
Sysmiss		3046	
Warning: these figures indicate the number of cases found in the data file. They cannot be interpreted as summary statistics of the population of interest.			
# ie_granttype_4: Do you receive any Government Grant for yourself? Please specify the types of gr			
Information	[Type= discrete] [Format=numeric] [Range= 1-98] [Missing=*]		
Statistics [NW/ W]	[Valid=15 /-] [Invalid=3049 /-]		

# ie_granttype_4: Do you receive any Government Grant for yourself? Please specify the types of gr			
Value	Label	Cases	Percentage
1	Yes, Child support	0	
2	No, none	0	
3	Yes, Foster Care	0	
4	Yes, Disability Care	15	100.0%
5	Yes, Old Age Pension	0	
6	Yes, Child Care	0	
93	Prefer not to answer	0	
96	Other, specify	0	
98	Don't know	0	
Sysmiss		3049	
Warning: these figures indicate the number of cases found in the data file. They cannot be interpreted as summary statistics of the population of interest.			
# ie_granttype_6: Do you receive any Government Grant for yourself? Please specify the types of gr			
Information	[Type= discrete] [Format=numeric] [Range= 1-98] [Missing=*]		
Statistics [NW/ W]	[Valid=546 /-] [Invalid=2518 /-]		
Value	Label	Cases	Percentage
1	Yes, Child support	0	
2	No, none	0	
3	Yes, Foster Care	0	
4	Yes, Disability Care	0	
5	Yes, Old Age Pension	0	
6	Yes, Child Care	546	100.0%
93	Prefer not to answer	0	
96	Other, specify	0	
98	Don't know	0	
Sysmiss		2518	
Warning: these figures indicate the number of cases found in the data file. They cannot be interpreted as summary statistics of the population of interest.			
# ie_granttype_93: Do you receive any Government Grant for yourself? Please specify the types of gr			
Information	[Type= discrete] [Format=numeric] [Range= 1-98] [Missing=*]		
Statistics [NW/ W]	[Valid=4 /-] [Invalid=3060 /-]		
Value	Label	Cases	Percentage
1	Yes, Child support	0	
2	No, none	0	
3	Yes, Foster Care	0	
4	Yes, Disability Care	0	
5	Yes, Old Age Pension	0	
6	Yes, Child Care	0	
93	Prefer not to answer	4	100.0%
96	Other, specify	0	
98	Don't know	0	
Sysmiss		3060	
Warning: these figures indicate the number of cases found in the data file. They cannot be interpreted as summary statistics of the population of interest.			
# ie_granttype_96: Do you receive any Government Grant for yourself? Please specify the types of gr			
Information	[Type= discrete] [Format=numeric] [Range= 1-98] [Missing=*]		

# ie_granttype_96: Do you receive any Government Grant for yourself? Please specify the types of gr			
Statistics [NW/ W]		[Valid=4 /-] [Invalid=3060 /-]	
Value	Label	Cases	Percentage
1	Yes, Child support	0	<div><div></div></div> 100.0%
2	No, none	0	
3	Yes, Foster Care	0	
4	Yes, Disability Care	0	
5	Yes, Old Age Pension	0	
6	Yes, Child Care	0	
93	Prefer not to answer	0	
96	Other, specify	4	
98	Don't know	0	
Sysmiss		3060	
Warning: these figures indicate the number of cases found in the data file. They cannot be interpreted as summary statistics of the population of interest.			
# ie_granttype_98: Do you receive any Government Grant for yourself? Please specify the types of gr			
Information		[Type= discrete] [Format=numeric] [Range= 1-98] [Missing=*]	
Statistics [NW/ W]		[Valid=23 /-] [Invalid=3041 /-]	
Value	Label	Cases	Percentage
1	Yes, Child support	0	<div><div></div></div> 100.0%
2	No, none	0	
3	Yes, Foster Care	0	
4	Yes, Disability Care	0	
5	Yes, Old Age Pension	0	
6	Yes, Child Care	0	
93	Prefer not to answer	0	
96	Other, specify	0	
98	Don't know	23	
Sysmiss		3041	
Warning: these figures indicate the number of cases found in the data file. They cannot be interpreted as summary statistics of the population of interest.			
# ie_grantoth: Please specify information on the other grant/s			
Information		[Type= discrete] [Format=character] [Missing=*]	
Statistics [NW/ W]		[Valid=4 /-]	
# ie_chores_hours: Hours spent on chores [0.5, 1			
Information		[Type= continuous] [Format=numeric] [Range= 0-12] [Missing=*/101]	
Statistics [NW/ W]		[Valid=2070 /-] [Invalid=994 /-] [Mean=2.807 /-] [StdDev=1.778 /-]	
Value	Label	Cases	Percentage
101	..		
Warning: these figures indicate the number of cases found in the data file. They cannot be interpreted as summary statistics of the population of interest.			
# ie_chores_time: Are you willing to share how much time did you spend doing household chores, suc			
Information		[Type= discrete] [Format=numeric] [Range= 0-98] [Missing=*]	
Statistics [NW/ W]		[Valid=324 /-] [Invalid=2740 /-]	
Value	Label	Cases	Percentage
0	No, I have never had it	0	
1	Yes	0	

# ie_chores_time: Are you willing to share how much time did you spend doing household chores, suc			
Value	Label	Cases	Percentage
2	No	0	
3	Yes, but not sure about the exact age	0	
90	I am not sure	0	
93	Prefer not to answer	4	1.2%
95	Not had sex with this partner in the last 4 weeks	0	
97	N/A	0	
98	Don't know	320	98.8%
Sysmiss		2740	
Warning: these figures indicate the number of cases found in the data file. They cannot be interpreted as summary statistics of the population of interest.			
# ie_items_own01: A blanket			
Information	[Type= discrete] [Format=numeric] [Range= 0-98] [Missing=*]		
Statistics [NW/ W]	[Valid=2395 /-] [Invalid=669 /-]		
Value	Label	Cases	Percentage
0	No, I have never had it	0	
1	Yes	2374	99.1%
2	No	20	0.8%
3	Yes, but not sure about the exact age	0	
90	I am not sure	0	
93	Prefer not to answer	0	
95	Not had sex with this partner in the last 4 weeks	0	
97	N/A	0	
98	Don't know	1	0.0%
Sysmiss		669	
Warning: these figures indicate the number of cases found in the data file. They cannot be interpreted as summary statistics of the population of interest.			
# ie_items_own02: A pair of shoes			
Information	[Type= discrete] [Format=numeric] [Range= 0-98] [Missing=*]		
Statistics [NW/ W]	[Valid=2395 /-] [Invalid=669 /-]		
Value	Label	Cases	Percentage
0	No, I have never had it	0	
1	Yes	2371	99.0%
2	No	23	1.0%
3	Yes, but not sure about the exact age	0	
90	I am not sure	0	
93	Prefer not to answer	0	
95	Not had sex with this partner in the last 4 weeks	0	
97	N/A	0	
98	Don't know	1	0.0%
Sysmiss		669	
Warning: these figures indicate the number of cases found in the data file. They cannot be interpreted as summary statistics of the population of interest.			
# ie_items_own03: School uniform			
Information	[Type= discrete] [Format=numeric] [Range= 0-98] [Missing=*]		
Statistics [NW/ W]	[Valid=1127 /-] [Invalid=1937 /-]		

# ie_items_own03: School uniform			
Value	Label	Cases	Percentage
0	No, I have never had it	0	
1	Yes	1118	<div></div> 99.2%
2	No	9	<div></div> 0.8%
3	Yes, but not sure about the exact age	0	
90	I am not sure	0	
93	Prefer not to answer	0	
95	Not had sex with this partner in the last 4 weeks	0	
97	N/A	0	
98	Don't know	0	
Sysmiss		1937	
Warning: these figures indicate the number of cases found in the data file. They cannot be interpreted as summary statistics of the population of interest.			
# ie_items_own04: Two sets of clothes (other than uniform)			
Information	[Type= discrete] [Format=numeric] [Range= 0-98] [Missing=*]		
Statistics [NW/ W]	[Valid=2395 /-] [Invalid=669 /-]		
Value	Label	Cases	Percentage
0	No, I have never had it	0	
1	Yes	2358	<div></div> 98.5%
2	No	36	<div></div> 1.5%
3	Yes, but not sure about the exact age	0	
90	I am not sure	0	
93	Prefer not to answer	0	
95	Not had sex with this partner in the last 4 weeks	0	
97	N/A	0	
98	Don't know	1	<div></div> 0.0%
Sysmiss		669	
Warning: these figures indicate the number of cases found in the data file. They cannot be interpreted as summary statistics of the population of interest.			
# ie_items_own05: A school bag			
Information	[Type= discrete] [Format=numeric] [Range= 0-98] [Missing=*]		
Statistics [NW/ W]	[Valid=1127 /-] [Invalid=1937 /-]		
Value	Label	Cases	Percentage
0	No, I have never had it	0	
1	Yes	1071	<div></div> 95.0%
2	No	56	<div></div> 5.0%
3	Yes, but not sure about the exact age	0	
90	I am not sure	0	
93	Prefer not to answer	0	
95	Not had sex with this partner in the last 4 weeks	0	
97	N/A	0	
98	Don't know	0	
Sysmiss		1937	
Warning: these figures indicate the number of cases found in the data file. They cannot be interpreted as summary statistics of the population of interest.			
# ie_items_own06: Some jewelry			
Information	[Type= discrete] [Format=numeric] [Range= 0-98] [Missing=*]		

# ie_items_own06: Some jewelry			
Statistics [NW/ W]		[Valid=2395 /-] [Invalid=669 /-]	
Value	Label	Cases	Percentage
0	No, I have never had it	0	
1	Yes	613	<div></div> 25.6%
2	No	1781	<div></div> 74.4%
3	Yes, but not sure about the exact age	0	
90	I am not sure	0	
93	Prefer not to answer	0	
95	Not had sex with this partner in the last 4 weeks	0	
97	N/A	0	
98	Don't know	1	0.0%
Sysmiss		669	
Warning: these figures indicate the number of cases found in the data file. They cannot be interpreted as summary statistics of the population of interest.			
# ie_items_own07: Hair clips/ribbons			
Information		[Type= discrete] [Format=numeric] [Range= 0-98] [Missing=*]	
Statistics [NW/ W]		[Valid=448 /-] [Invalid=2616 /-]	
Value	Label	Cases	Percentage
0	No, I have never had it	0	
1	Yes	288	<div></div> 64.3%
2	No	160	<div></div> 35.7%
3	Yes, but not sure about the exact age	0	
90	I am not sure	0	
93	Prefer not to answer	0	
95	Not had sex with this partner in the last 4 weeks	0	
97	N/A	0	
98	Don't know	0	
Sysmiss		2616	
Warning: these figures indicate the number of cases found in the data file. They cannot be interpreted as summary statistics of the population of interest.			
# ie_items_own08: A mobile telephone			
Information		[Type= discrete] [Format=numeric] [Range= 0-98] [Missing=*]	
Statistics [NW/ W]		[Valid=2395 /-] [Invalid=669 /-]	
Value	Label	Cases	Percentage
0	No, I have never had it	0	
1	Yes	2021	<div></div> 84.4%
2	No	372	<div></div> 15.5%
3	Yes, but not sure about the exact age	0	
90	I am not sure	0	
93	Prefer not to answer	0	
95	Not had sex with this partner in the last 4 weeks	0	
97	N/A	0	
98	Don't know	2	0.1%
Sysmiss		669	
Warning: these figures indicate the number of cases found in the data file. They cannot be interpreted as summary statistics of the population of interest.			

# ie_items_own09: A clock or a wrist watch			
Information	[Type= discrete] [Format=numeric] [Range= 0-98] [Missing=*]		
Statistics [NW/ W]	[Valid=2395 /-] [Invalid=669 /-]		
Value	Label	Cases	Percentage
0	No, I have never had it	0	
1	Yes	697	<div><div></div></div> 29.1%
2	No	1698	<div><div></div></div> 70.9%
3	Yes, but not sure about the exact age	0	
90	I am not sure	0	
93	Prefer not to answer	0	
95	Not had sex with this partner in the last 4 weeks	0	
97	N/A	0	
98	Don't know	0	
Sysmiss		669	
Warning: these figures indicate the number of cases found in the data file. They cannot be interpreted as summary statistics of the population of interest.			
# ie_items_own10: A bicycle			
Information	[Type= discrete] [Format=numeric] [Range= 0-98] [Missing=*]		
Statistics [NW/ W]	[Valid=2395 /-] [Invalid=669 /-]		
Value	Label	Cases	Percentage
0	No, I have never had it	0	
1	Yes	85	<div><div></div></div> 3.5%
2	No	2310	<div><div></div></div> 96.5%
3	Yes, but not sure about the exact age	0	
90	I am not sure	0	
93	Prefer not to answer	0	
95	Not had sex with this partner in the last 4 weeks	0	
97	N/A	0	
98	Don't know	0	
Sysmiss		669	
Warning: these figures indicate the number of cases found in the data file. They cannot be interpreted as summary statistics of the population of interest.			
# ie_dailyneeds_spend: In the last one year, did you spend any money on your daily needs, other odds an			
Information	[Type= discrete] [Format=numeric] [Range= 1-98] [Missing=*]		
Statistics [NW/ W]	[Valid=2395 /-] [Invalid=669 /-]		
Value	Label	Cases	Percentage
1	My own earnings	1753	<div><div></div></div> 73.2%
2	Mother	638	<div><div></div></div> 26.6%
3	Father	0	
4	Guardian you live with	0	
5	Grandparents	0	
6	Other relatives	0	
7	Friend	0	
8	Boyfriend/ girlfriend	0	
9	Husband/wife	0	
10	Own savings	0	
11	Savings group stockvel	0	

**# ie\_dailynneeds\_spend: In the last one year, did you spend any money on your daily needs, other odds an**

Value	Label	Cases	Percentage
12	Casual jobs/chores	0	0.2%
13	Steady job	0	
14	Cash transfers	0	
93	Prefer not to answer	4	
96	Social grants other	0	
98	Don't know	0	
Sysmiss		669	

*Warning: these figures indicate the number of cases found in the data file. They cannot be interpreted as summary statistics of the population of interest.*

**# ie\_dialynneeds\_source\_1: In the last one year, when you spent money on your daily needs, other odds and e**

<b>Information</b>	[Type= discrete] [Format=numeric] [Range= 1-98] [Missing=*]
<b>Statistics [NW/ W]</b>	[Valid=438 /-] [Invalid=2626 /-]

Value	Label	Cases	Percentage
1	My own earnings	438	100.0%
2	Mother	0	
3	Father	0	
4	Guardian you live with	0	
5	Grandparents	0	
6	Other relatives	0	
7	Friend	0	
8	Boyfriend/ girlfriend	0	
9	Husband/wife	0	
10	Own savings	0	
11	Savings group stockvel	0	
12	Casual jobs/chores	0	
13	Steady job	0	
14	Cash transfers	0	
93	Prefer not to answer	0	
96	Social grants other	0	
98	Don't know	0	
Sysmiss		2626	

*Warning: these figures indicate the number of cases found in the data file. They cannot be interpreted as summary statistics of the population of interest.*

**# ie\_dialynneeds\_source\_10: In the last one year, when you spent money on your daily needs, other odds and e**

<b>Information</b>	[Type= discrete] [Format=numeric] [Range= 1-98] [Missing=*]
<b>Statistics [NW/ W]</b>	[Valid=58 /-] [Invalid=3006 /-]

Value	Label	Cases	Percentage
1	My own earnings	0	
2	Mother	0	
3	Father	0	
4	Guardian you live with	0	
5	Grandparents	0	
6	Other relatives	0	
7	Friend	0	
8	Boyfriend/ girlfriend	0	
9	Husband/wife	0	

# ie_dialyneeds_source_10: In the last one year, when you spent money on your daily needs, other odds and e				
Value	Label	Cases	Percentage	
10	Own savings	58	<div><div></div></div> 100.0%	
11	Savings group stockvel	0		
12	Casual jobs/chores	0		
13	Steady job	0		
14	Cash transfers	0		
93	Prefer not to answer	0		
96	Social grants other	0		
98	Don't know	0		
Sysmiss		3006		
Warning: these figures indicate the number of cases found in the data file. They cannot be interpreted as summary statistics of the population of interest.				
# ie_dialyneeds_source_11: In the last one year, when you spent money on your daily needs, other odds and e				
Information	[Type= discrete] [Format=numeric] [Range= 1-98] [Missing=*]			
Statistics [NW/ W]	[Valid=2 /-] [Invalid=3062 /-]			
Value	Label	Cases	Percentage	
1	My own earnings	0	<div><div></div></div> 100.0%	
2	Mother	0		
3	Father	0		
4	Guardian you live with	0		
5	Grandparents	0		
6	Other relatives	0		
7	Friend	0		
8	Boyfriend/ girlfriend	0		
9	Husband/wife	0		
10	Own savings	0		
11	Savings group stockvel	2		
12	Casual jobs/chores	0		
13	Steady job	0		
14	Cash transfers	0		
93	Prefer not to answer	0		
96	Social grants other	0		
98	Don't know	0		
Sysmiss		3062		
Warning: these figures indicate the number of cases found in the data file. They cannot be interpreted as summary statistics of the population of interest.				
# ie_dialyneeds_source_12: In the last one year, when you spent money on your daily needs, other odds and e				
Information	[Type= discrete] [Format=numeric] [Range= 1-98] [Missing=*]			
Statistics [NW/ W]	[Valid=226 /-] [Invalid=2838 /-]			
Value	Label	Cases	Percentage	
1	My own earnings	0		
2	Mother	0		
3	Father	0		
4	Guardian you live with	0		
5	Grandparents	0		
6	Other relatives	0		
7	Friend	0		

# ie_dialyneeds_source_12: In the last one year, when you spent money on your daily needs, other odds and e			
Value	Label	Cases	Percentage
8	Boyfriend/ girlfriend	0	
9	Husband/wife	0	
10	Own savings	0	
11	Savings group stockvel	0	
12	Casual jobs/chores	226	100.0%
13	Steady job	0	
14	Cash transfers	0	
93	Prefer not to answer	0	
96	Social grants other	0	
98	Don't know	0	
Sysmiss		2838	
Warning: these figures indicate the number of cases found in the data file. They cannot be interpreted as summary statistics of the population of interest.			
# ie_dialyneeds_source_13: In the last one year, when you spent money on your daily needs, other odds and e			
Information	[Type= discrete] [Format=numeric] [Range= 1-98] [Missing=*]		
Statistics [NW/ W]	[Valid=17 /-] [Invalid=3047 /-]		
Value	Label	Cases	Percentage
1	My own earnings	0	
2	Mother	0	
3	Father	0	
4	Guardian you live with	0	
5	Grandparents	0	
6	Other relatives	0	
7	Friend	0	
8	Boyfriend/ girlfriend	0	
9	Husband/wife	0	
10	Own savings	0	
11	Savings group stockvel	0	
12	Casual jobs/chores	0	
13	Steady job	17	100.0%
14	Cash transfers	0	
93	Prefer not to answer	0	
96	Social grants other	0	
98	Don't know	0	
Sysmiss		3047	
Warning: these figures indicate the number of cases found in the data file. They cannot be interpreted as summary statistics of the population of interest.			
# ie_dialyneeds_source_14: In the last one year, when you spent money on your daily needs, other odds and e			
Information	[Type= discrete] [Format=numeric] [Range= 1-98] [Missing=*]		
Statistics [NW/ W]	[Valid=150 /-] [Invalid=2914 /-]		
Value	Label	Cases	Percentage
1	My own earnings	0	
2	Mother	0	
3	Father	0	
4	Guardian you live with	0	
5	Grandparents	0	

# ie_dialyneeds_source_14: In the last one year, when you spent money on your daily needs, other odds and e			
Value	Label	Cases	Percentage
6	Other relatives	0	
7	Friend	0	
8	Boyfriend/ girlfriend	0	
9	Husband/wife	0	
10	Own savings	0	
11	Savings group stockvel	0	
12	Casual jobs/chores	0	
13	Steady job	0	
14	Cash transfers	150	100.0%
93	Prefer not to answer	0	
96	Social grants other	0	
98	Don't know	0	
Sysmiss		2914	
Warning: these figures indicate the number of cases found in the data file. They cannot be interpreted as summary statistics of the population of interest.			
# ie_dialyneeds_source_2: In the last one year, when you spent money on your daily needs, other odds and e			
Information	[Type= discrete] [Format=numeric] [Range= 1-98] [Missing=*]		
Statistics [NW/ W]	[Valid=528 /-] [Invalid=2536 /-]		
Value	Label	Cases	Percentage
1	My own earnings	0	
2	Mother	528	100.0%
3	Father	0	
4	Guardian you live with	0	
5	Grandparents	0	
6	Other relatives	0	
7	Friend	0	
8	Boyfriend/ girlfriend	0	
9	Husband/wife	0	
10	Own savings	0	
11	Savings group stockvel	0	
12	Casual jobs/chores	0	
13	Steady job	0	
14	Cash transfers	0	
93	Prefer not to answer	0	
96	Social grants other	0	
98	Don't know	0	
Sysmiss		2536	
Warning: these figures indicate the number of cases found in the data file. They cannot be interpreted as summary statistics of the population of interest.			
# ie_dialyneeds_source_3: In the last one year, when you spent money on your daily needs, other odds and e			
Information	[Type= discrete] [Format=numeric] [Range= 1-98] [Missing=*]		
Statistics [NW/ W]	[Valid=217 /-] [Invalid=2847 /-]		
Value	Label	Cases	Percentage
1	My own earnings	0	
2	Mother	0	
3	Father	217	100.0%

### # ie\_dialyneeds\_source\_3: In the last one year, when you spent money on your daily needs, other odds and e

Value	Label	Cases	Percentage
4	Guardian you live with	0	
5	Grandparents	0	
6	Other relatives	0	
7	Friend	0	
8	Boyfriend/ girlfriend	0	
9	Husband/wife	0	
10	Own savings	0	
11	Savings group stockvel	0	
12	Casual jobs/chores	0	
13	Steady job	0	
14	Cash transfers	0	
93	Prefer not to answer	0	
96	Social grants other	0	
98	Don't know	0	
Sysmiss		2847	

Warning: these figures indicate the number of cases found in the data file. They cannot be interpreted as summary statistics of the population of interest.

### # ie\_dialyneeds\_source\_4: In the last one year, when you spent money on your daily needs, other odds and e

Information	[Type= discrete] [Format=numeric] [Range= 1-98] [Missing=*]
Statistics [NW/ W]	[Valid=8 /-] [Invalid=3056 /-]

Value	Label	Cases	Percentage
1	My own earnings	0	
2	Mother	0	
3	Father	0	
4	Guardian you live with	8	100.0%
5	Grandparents	0	
6	Other relatives	0	
7	Friend	0	
8	Boyfriend/ girlfriend	0	
9	Husband/wife	0	
10	Own savings	0	
11	Savings group stockvel	0	
12	Casual jobs/chores	0	
13	Steady job	0	
14	Cash transfers	0	
93	Prefer not to answer	0	
96	Social grants other	0	
98	Don't know	0	
Sysmiss		3056	

Warning: these figures indicate the number of cases found in the data file. They cannot be interpreted as summary statistics of the population of interest.

### # ie\_dialyneeds\_source\_5: In the last one year, when you spent money on your daily needs, other odds and e

Information	[Type= discrete] [Format=numeric] [Range= 1-98] [Missing=*]
Statistics [NW/ W]	[Valid=145 /-] [Invalid=2919 /-]

Value	Label	Cases	Percentage
1	My own earnings	0	

# ie_dialyneeds_source_5: In the last one year, when you spent money on your daily needs, other odds and e			
Value	Label	Cases	Percentage
2	Mother	0	
3	Father	0	
4	Guardian you live with	0	
5	Grandparents	145	100.0%
6	Other relatives	0	
7	Friend	0	
8	Boyfriend/ girlfriend	0	
9	Husband/wife	0	
10	Own savings	0	
11	Savings group stockvel	0	
12	Casual jobs/chores	0	
13	Steady job	0	
14	Cash transfers	0	
93	Prefer not to answer	0	
96	Social grants other	0	
98	Don't know	0	
Sysmiss		2919	
Warning: these figures indicate the number of cases found in the data file. They cannot be interpreted as summary statistics of the population of interest.			
# ie_dialyneeds_source_6: In the last one year, when you spent money on your daily needs, other odds and e			
Information	[Type= discrete] [Format=numeric] [Range= 1-98] [Missing=*]		
Statistics [NW/ W]	[Valid=132 -/] [Invalid=2932 -/]		
Value	Label	Cases	Percentage
1	My own earnings	0	
2	Mother	0	
3	Father	0	
4	Guardian you live with	0	
5	Grandparents	0	
6	Other relatives	132	100.0%
7	Friend	0	
8	Boyfriend/ girlfriend	0	
9	Husband/wife	0	
10	Own savings	0	
11	Savings group stockvel	0	
12	Casual jobs/chores	0	
13	Steady job	0	
14	Cash transfers	0	
93	Prefer not to answer	0	
96	Social grants other	0	
98	Don't know	0	
Sysmiss		2932	
Warning: these figures indicate the number of cases found in the data file. They cannot be interpreted as summary statistics of the population of interest.			
# ie_dialyneeds_source_8: In the last one year, when you spent money on your daily needs, other odds and e			
Information	[Type= discrete] [Format=numeric] [Range= 1-98] [Missing=*]		
Statistics [NW/ W]	[Valid=95 -/] [Invalid=2969 -/]		

### # ie\_dialyneeds\_source\_8: In the last one year, when you spent money on your daily needs, other odds and e

Value	Label	Cases	Percentage
1	My own earnings	0	
2	Mother	0	
3	Father	0	
4	Guardian you live with	0	
5	Grandparents	0	
6	Other relatives	0	
7	Friend	0	
8	Boyfriend/ girlfriend	95	100.0%
9	Husband/wife	0	
10	Own savings	0	
11	Savings group stockvel	0	
12	Casual jobs/chores	0	
13	Steady job	0	
14	Cash transfers	0	
93	Prefer not to answer	0	
96	Social grants other	0	
98	Don't know	0	
Sysmiss		2969	

Warning: these figures indicate the number of cases found in the data file. They cannot be interpreted as summary statistics of the population of interest.

### # ie\_dialyneeds\_source\_9: In the last one year, when you spent money on your daily needs, other odds and e

Information	[Type= discrete] [Format=numeric] [Range= 1-98] [Missing=*]
Statistics [NW/ W]	[Valid=5 /-] [Invalid=3059 /-]

Value	Label	Cases	Percentage
1	My own earnings	0	
2	Mother	0	
3	Father	0	
4	Guardian you live with	0	
5	Grandparents	0	
6	Other relatives	0	
7	Friend	0	
8	Boyfriend/ girlfriend	0	
9	Husband/wife	5	100.0%
10	Own savings	0	
11	Savings group stockvel	0	
12	Casual jobs/chores	0	
13	Steady job	0	
14	Cash transfers	0	
93	Prefer not to answer	0	
96	Social grants other	0	
98	Don't know	0	
Sysmiss		3059	

Warning: these figures indicate the number of cases found in the data file. They cannot be interpreted as summary statistics of the population of interest.

### # ie\_dialyneeds\_source\_96: In the last one year, when you spent money on your daily needs, other odds and e

Information	[Type= discrete] [Format=numeric] [Range= 1-98] [Missing=*]
-------------	---

# ie_dialyneeds_source_96: In the last one year, when you spent money on your daily needs, other odds and e				
Statistics [NW/ W]		[Valid=34 /-] [Invalid=3030 /-]		
Value	Label	Cases	Percentage	
1	My own earnings	0	<div></div> 100.0%	
2	Mother	0		
3	Father	0		
4	Guardian you live with	0		
5	Grandparents	0		
6	Other relatives	0		
7	Friend	0		
8	Boyfriend/ girlfriend	0		
9	Husband/wife	0		
10	Own savings	0		
11	Savings group stockvel	0		
12	Casual jobs/chores	0		
13	Steady job	0		
14	Cash transfers	0		
93	Prefer not to answer	0		
96	Social grants other	34		
98	Don't know	0		
Sysmiss		3030		
Warning: these figures indicate the number of cases found in the data file. They cannot be interpreted as summary statistics of the population of interest.				
# ie_dailyn_source_oth: Please specify other source of money				
Information		[Type= discrete] [Format=character] [Missing=*]		
Statistics [NW/ W]		[Valid=42 /-] [Invalid=0 /-]		
# ie_spenton_12mths_0: What did you typically spend money on, in the past year?				
Information		[Type= discrete] [Format=numeric] [Range= 0-96] [Missing=*]		
Statistics [NW/ W]		[Valid=37 /-] [Invalid=3027 /-]		
Value	Label	Cases	Percentage	
0	Did not spend any	37	<div></div> 100.0%	
1	Food for family	0	<div></div>	
2	Food for self	0		
3	Transport	0		
4	School fees / Education	0		
5	Clothes	0		
6	Toiletries for self	0		
7	Medicines	0		
8	Alcohol	0		
9	Sanitary towels/tampons	0		
10	Remittances to family	0		
96	Other, specify	0		
Sysmiss		3027		
Warning: these figures indicate the number of cases found in the data file. They cannot be interpreted as summary statistics of the population of interest.				
# ie_spenton_12mths_1: What did you typically spend money on, in the past year?				
Information		[Type= discrete] [Format=numeric] [Range= 0-96] [Missing=*]		

# ie_spenton_12mths_1: What did you typically spend money on, in the past year?			
Statistics [NW/ W]		[Valid=445 /-] [Invalid=2619 /-]	
Value	Label	Cases	Percentage
0	Did not spend any	0	
1	Food for family	445	100.0%
2	Food for self	0	
3	Transport	0	
4	School fees / Education	0	
5	Clothes	0	
6	Toiletries for self	0	
7	Medicines	0	
8	Alcohol	0	
9	Sanitary towels/tampons	0	
10	Remittances to family	0	
96	Other, specify	0	
Sysmiss		2619	
Warning: these figures indicate the number of cases found in the data file. They cannot be interpreted as summary statistics of the population of interest.			
# ie_spenton_12mths_10: What did you typically spend money on, in the past year?			
Information		[Type= discrete] [Format=numeric] [Range= 0-96] [Missing=*]	
Statistics [NW/ W]		[Valid=36 /-] [Invalid=3028 /-]	
Value	Label	Cases	Percentage
0	Did not spend any	0	
1	Food for family	0	
2	Food for self	0	
3	Transport	0	
4	School fees / Education	0	
5	Clothes	0	
6	Toiletries for self	0	
7	Medicines	0	
8	Alcohol	0	
9	Sanitary towels/tampons	0	
10	Remittances to family	36	100.0%
96	Other, specify	0	
Sysmiss		3028	
Warning: these figures indicate the number of cases found in the data file. They cannot be interpreted as summary statistics of the population of interest.			
# ie_spenton_12mths_2: What did you typically spend money on, in the past year?			
Information		[Type= discrete] [Format=numeric] [Range= 0-96] [Missing=*]	
Statistics [NW/ W]		[Valid=385 /-] [Invalid=2679 /-]	
Value	Label	Cases	Percentage
0	Did not spend any	0	
1	Food for family	0	
2	Food for self	385	100.0%
3	Transport	0	
4	School fees / Education	0	
5	Clothes	0	

# ie_spenton_12mths_2: What did you typically spend money on, in the past year?			
Value	Label	Cases	Percentage
6	Toiletries for self	0	
7	Medicines	0	
8	Alcohol	0	
9	Sanitary towels/tampons	0	
10	Remittances to family	0	
96	Other, specify	0	
Sysmiss		2679	
Warning: these figures indicate the number of cases found in the data file. They cannot be interpreted as summary statistics of the population of interest.			
# ie_spenton_12mths_3: What did you typically spend money on, in the past year?			
Information	[Type= discrete] [Format=numeric] [Range= 0-96] [Missing=*]		
Statistics [NW/ W]	[Valid=15 /-] [Invalid=3049 /-]		
Value	Label	Cases	Percentage
0	Did not spend any	0	
1	Food for family	0	
2	Food for self	0	
3	Transport	15	<div></div> 100.0%
4	School fees / Education	0	
5	Clothes	0	
6	Toiletries for self	0	
7	Medicines	0	
8	Alcohol	0	
9	Sanitary towels/tampons	0	
10	Remittances to family	0	
96	Other, specify	0	
Sysmiss		3049	
Warning: these figures indicate the number of cases found in the data file. They cannot be interpreted as summary statistics of the population of interest.			
# ie_spenton_12mths_4: What did you typically spend money on, in the past year?			
Information	[Type= discrete] [Format=numeric] [Range= 0-96] [Missing=*]		
Statistics [NW/ W]	[Valid=54 /-] [Invalid=3010 /-]		
Value	Label	Cases	Percentage
0	Did not spend any	0	
1	Food for family	0	
2	Food for self	0	
3	Transport	0	
4	School fees / Education	54	<div></div> 100.0%
5	Clothes	0	
6	Toiletries for self	0	
7	Medicines	0	
8	Alcohol	0	
9	Sanitary towels/tampons	0	
10	Remittances to family	0	
96	Other, specify	0	
Sysmiss		3010	
Warning: these figures indicate the number of cases found in the data file. They cannot be interpreted as summary statistics of the population of interest.			

# ie_spenton_12mths_5: What did you typically spend money on, in the past year?			
Information	[Type= discrete] [Format=numeric] [Range= 0-96] [Missing=*]		
Statistics [NW/ W]	[Valid=1114 /-] [Invalid=1950 /-]		
Value	Label	Cases	Percentage
0	Did not spend any	0	
1	Food for family	0	
2	Food for self	0	
3	Transport	0	
4	School fees / Education	0	
5	Clothes	1114	100.0%
6	Toiletries for self	0	
7	Medicines	0	
8	Alcohol	0	
9	Sanitary towels/tampons	0	
10	Remittances to family	0	
96	Other, specify	0	
Sysmiss		1950	
Warning: these figures indicate the number of cases found in the data file. They cannot be interpreted as summary statistics of the population of interest.			
# ie_spenton_12mths_6: What did you typically spend money on, in the past year?			
Information	[Type= discrete] [Format=numeric] [Range= 0-96] [Missing=*]		
Statistics [NW/ W]	[Valid=1056 /-] [Invalid=2008 /-]		
Value	Label	Cases	Percentage
0	Did not spend any	0	
1	Food for family	0	
2	Food for self	0	
3	Transport	0	
4	School fees / Education	0	
5	Clothes	0	
6	Toiletries for self	1056	100.0%
7	Medicines	0	
8	Alcohol	0	
9	Sanitary towels/tampons	0	
10	Remittances to family	0	
96	Other, specify	0	
Sysmiss		2008	
Warning: these figures indicate the number of cases found in the data file. They cannot be interpreted as summary statistics of the population of interest.			
# ie_spenton_12mths_7: What did you typically spend money on, in the past year?			
Information	[Type= discrete] [Format=numeric] [Range= 0-96] [Missing=*]		
Statistics [NW/ W]	[Valid=17 /-] [Invalid=3047 /-]		
Value	Label	Cases	Percentage
0	Did not spend any	0	
1	Food for family	0	
2	Food for self	0	
3	Transport	0	
4	School fees / Education	0	

# ie_spenton_12mths_7: What did you typically spend money on, in the past year?			
Value	Label	Cases	Percentage
5	Clothes	0	
6	Toiletries for self	0	
7	Medicines	17	<div></div> 100.0%
8	Alcohol	0	
9	Sanitary towels/tampons	0	
10	Remittances to family	0	
96	Other, specify	0	
Sysmiss		3047	
Warning: these figures indicate the number of cases found in the data file. They cannot be interpreted as summary statistics of the population of interest.			
# ie_spenton_12mths_8: What did you typically spend money on, in the past year?			
Information	[Type= discrete] [Format=numeric] [Range= 0-96] [Missing=*]		
Statistics [NW/ W]	[Valid=67 /-] [Invalid=2997 /-]		
Value	Label	Cases	Percentage
0	Did not spend any	0	
1	Food for family	0	
2	Food for self	0	
3	Transport	0	
4	School fees / Education	0	
5	Clothes	0	
6	Toiletries for self	0	
7	Medicines	0	
8	Alcohol	67	<div></div> 100.0%
9	Sanitary towels/tampons	0	
10	Remittances to family	0	
96	Other, specify	0	
Sysmiss		2997	
Warning: these figures indicate the number of cases found in the data file. They cannot be interpreted as summary statistics of the population of interest.			
# ie_spenton_12mths_9: What did you typically spend money on, in the past year?			
Information	[Type= discrete] [Format=numeric] [Range= 0-96] [Missing=*]		
Statistics [NW/ W]	[Valid=78 /-] [Invalid=2986 /-]		
Value	Label	Cases	Percentage
0	Did not spend any	0	
1	Food for family	0	
2	Food for self	0	
3	Transport	0	
4	School fees / Education	0	
5	Clothes	0	
6	Toiletries for self	0	
7	Medicines	0	
8	Alcohol	0	
9	Sanitary towels/tampons	78	<div></div> 100.0%
10	Remittances to family	0	
96	Other, specify	0	
Sysmiss		2986	

# ie_spenton_12mths_9: What did you typically spend money on, in the past year?			
Warning: these figures indicate the number of cases found in the data file. They cannot be interpreted as summary statistics of the population of interest.			
# ie_spenton_12mths_96: What did you typically spend money on, in the past year?			
Information		[Type= discrete] [Format=numeric] [Range= 0-96] [Missing=*]	
Statistics [NW/ W]		[Valid=290 /-] [Invalid=2774 /-]	
Value	Label	Cases	Percentage
0	Did not spend any	0	
1	Food for family	0	
2	Food for self	0	
3	Transport	0	
4	School fees / Education	0	
5	Clothes	0	
6	Toiletries for self	0	
7	Medicines	0	
8	Alcohol	0	
9	Sanitary towels/tampons	0	
10	Remittances to family	0	
96	Other, specify	290	100.0%
Sysmiss		2774	
Warning: these figures indicate the number of cases found in the data file. They cannot be interpreted as summary statistics of the population of interest.			
# ie_spenton_oth: Please specify details on other items you spend money on			
Information		[Type= discrete] [Format=character] [Missing=*]	
Statistics [NW/ W]		[Valid=319 /-] [Invalid=0 /-]	
# ie_spenton_decide: Who decides what you spend money on?			
Information		[Type= discrete] [Format=numeric] [Range= 1-98] [Missing=*]	
Statistics [NW/ W]		[Valid=1753 /-] [Invalid=1311 /-]	
Value	Label	Cases	Percentage
1	I decide	1661	94.8%
2	The husband / spouse decides	3	0.2%
3	Dad decides	6	0.3%
4	Mom decides	72	4.1%
5	Me with my husband / spouse	1	0.1%
6	Me with my dad / mom	1	0.1%
93	Prefer not to answer	0	
96	Other, specify	9	0.5%
98	Don't know	0	
Sysmiss		1311	
Warning: these figures indicate the number of cases found in the data file. They cannot be interpreted as summary statistics of the population of interest.			
# ie_spentdecide_oth: Please specify details on other person who decide how you are spending your mone			
Information		[Type= discrete] [Format=character] [Missing=*]	
Statistics [NW/ W]		[Valid=9 /-] [Invalid=0 /-]	
# ie_saved_money_12mths: In the past twelve months, have you saved, or put money aside to use at a later			
Information		[Type= discrete] [Format=numeric] [Range= 0-98] [Missing=*]	
Statistics [NW/ W]		[Valid=2395 /-] [Invalid=669 /-]	

### # ie\_saved\_money\_12mths: In the past twelve months, have you saved, or put money aside to use at a later

Value	Label	Cases	Percentage
0	No, I have never had it	0	
1	Yes	721	<div><div></div></div> 30.1%
2	No	1672	<div><div></div></div> 69.8%
3	Yes, but not sure about the exact age	0	
90	I am not sure	0	
93	Prefer not to answer	1	<div><div></div></div> 0.0%
95	Not had sex with this partner in the last 4 weeks	0	
97	N/A	0	
98	Don't know	1	<div><div></div></div> 0.0%
Sysmiss		669	

Warning: these figures indicate the number of cases found in the data file. They cannot be interpreted as summary statistics of the population of interest.

### # ie\_access\_savings: Do you have control over these savings? (i.e., Where and how they are stored, an

Information	[Type= discrete] [Format=numeric] [Range= 0-98] [Missing=*]
Statistics [NW/ W]	[Valid=721 -/] [Invalid=2343 -/]

Value	Label	Cases	Percentage
0	No, I have never had it	0	
1	Yes	663	<div><div></div></div> 92.0%
2	No	58	<div><div></div></div> 8.0%
3	Yes, but not sure about the exact age	0	
90	I am not sure	0	
93	Prefer not to answer	0	
95	Not had sex with this partner in the last 4 weeks	0	
97	N/A	0	
98	Don't know	0	
Sysmiss		2343	

Warning: these figures indicate the number of cases found in the data file. They cannot be interpreted as summary statistics of the population of interest.

### # ie\_saving\_for\_1: What are you saving for? [Do not read from list]

Information	[Type= discrete] [Format=numeric] [Range= 1-96] [Missing=*]
Statistics [NW/ W]	[Valid=336 -/] [Invalid=2728 -/]

Value	Label	Cases	Percentage
1	Emergencies	336	<div><div></div></div> 100.0%
2	Personal items	0	
3	Household expenses	0	
4	Own school fees	0	
5	School fees for others	0	
6	School supplies	0	
7	Own business	0	
8	Family business	0	
9	General future use	0	
10	Agricultural inputs	0	
11	Medical expenses for self	0	
12	Medical expenses for other	0	
13	Transport/trips	0	

# ie_saving_for_1: What are you saving for? [Do not read from list]			
Value	Label	Cases	Percentage
14	Prefer not to answer	0	
96	Other	0	
Sysmiss		2728	
Warning: these figures indicate the number of cases found in the data file. They cannot be interpreted as summary statistics of the population of interest.			
# ie_saving_for_10: What are you saving for? [Do not read from list]			
Information	[Type= discrete] [Format=numeric] [Range= 1-96] [Missing=*]		
Statistics [NW/ W]	[Valid=1 /-] [Invalid=3063 /-]		
Value	Label	Cases	Percentage
1	Emergencies	0	
2	Personal items	0	
3	Household expenses	0	
4	Own school fees	0	
5	School fees for others	0	
6	School supplies	0	
7	Own business	0	
8	Family business	0	
9	General future use	0	
10	Agricultural inputs	1	100.0%
11	Medical expenses for self	0	
12	Medical expenses for other	0	
13	Transport/trips	0	
14	Prefer not to answer	0	
96	Other	0	
Sysmiss		3063	
Warning: these figures indicate the number of cases found in the data file. They cannot be interpreted as summary statistics of the population of interest.			
# ie_saving_for_11: What are you saving for? [Do not read from list]			
Information	[Type= discrete] [Format=numeric] [Range= 1-96] [Missing=*]		
Statistics [NW/ W]	[Valid=8 /-] [Invalid=3056 /-]		
Value	Label	Cases	Percentage
1	Emergencies	0	
2	Personal items	0	
3	Household expenses	0	
4	Own school fees	0	
5	School fees for others	0	
6	School supplies	0	
7	Own business	0	
8	Family business	0	
9	General future use	0	
10	Agricultural inputs	0	
11	Medical expenses for self	8	100.0%
12	Medical expenses for other	0	
13	Transport/trips	0	
14	Prefer not to answer	0	
96	Other	0	

# ie_saving_for_11: What are you saving for? [Do not read from list]			
Value	Label	Cases	Percentage
Sysmiss		3056	
Warning: these figures indicate the number of cases found in the data file. They cannot be interpreted as summary statistics of the population of interest.			
# ie_saving_for_12: What are you saving for? [Do not read from list]			
Information	[Type= discrete] [Format=numeric] [Range= 1-96] [Missing=*]		
Statistics [NW/ W]	[Valid=4 /-] [Invalid=3060 /-]		
Value	Label	Cases	Percentage
1	Emergencies	0	
2	Personal items	0	
3	Household expenses	0	
4	Own school fees	0	
5	School fees for others	0	
6	School supplies	0	
7	Own business	0	
8	Family business	0	
9	General future use	0	
10	Agricultural inputs	0	
11	Medical expenses for self	0	
12	Medical expenses for other	4	100.0%
13	Transport/trips	0	
14	Prefer not to answer	0	
96	Other	0	
Sysmiss		3060	
Warning: these figures indicate the number of cases found in the data file. They cannot be interpreted as summary statistics of the population of interest.			
# ie_saving_for_13: What are you saving for? [Do not read from list]			
Information	[Type= discrete] [Format=numeric] [Range= 1-96] [Missing=*]		
Statistics [NW/ W]	[Valid=10 /-] [Invalid=3054 /-]		
Value	Label	Cases	Percentage
1	Emergencies	0	
2	Personal items	0	
3	Household expenses	0	
4	Own school fees	0	
5	School fees for others	0	
6	School supplies	0	
7	Own business	0	
8	Family business	0	
9	General future use	0	
10	Agricultural inputs	0	
11	Medical expenses for self	0	
12	Medical expenses for other	0	
13	Transport/trips	10	100.0%
14	Prefer not to answer	0	
96	Other	0	
Sysmiss		3054	
Warning: these figures indicate the number of cases found in the data file. They cannot be interpreted as summary statistics of the population of interest.			

# ie_saving_for_14: What are you saving for? [Do not read from list]			
<b>Information</b>		[Type= discrete] [Format=numeric] [Range= 1-96] [Missing=*]	
<b>Statistics [NW/ W]</b>		[Valid=1 -/] [Invalid=3063 -/]	
Value	Label	Cases	Percentage
1	Emergencies	0	
2	Personal items	0	
3	Household expenses	0	
4	Own school fees	0	
5	School fees for others	0	
6	School supplies	0	
7	Own business	0	
8	Family business	0	
9	General future use	0	
10	Agricultural inputs	0	
11	Medical expenses for self	0	
12	Medical expenses for other	0	
13	Transport/trips	0	
14	Prefer not to answer	1	100.0%
96	Other	0	
Sysmiss		3063	
Warning: these figures indicate the number of cases found in the data file. They cannot be interpreted as summary statistics of the population of interest.			
# ie_saving_for_2: What are you saving for? [Do not read from list]			
<b>Information</b>		[Type= discrete] [Format=numeric] [Range= 1-96] [Missing=*]	
<b>Statistics [NW/ W]</b>		[Valid=443 -/] [Invalid=2621 -/]	
Value	Label	Cases	Percentage
1	Emergencies	0	
2	Personal items	443	100.0%
3	Household expenses	0	
4	Own school fees	0	
5	School fees for others	0	
6	School supplies	0	
7	Own business	0	
8	Family business	0	
9	General future use	0	
10	Agricultural inputs	0	
11	Medical expenses for self	0	
12	Medical expenses for other	0	
13	Transport/trips	0	
14	Prefer not to answer	0	
96	Other	0	
Sysmiss		2621	
Warning: these figures indicate the number of cases found in the data file. They cannot be interpreted as summary statistics of the population of interest.			
# ie_saving_for_3: What are you saving for? [Do not read from list]			
<b>Information</b>		[Type= discrete] [Format=numeric] [Range= 1-96] [Missing=*]	
<b>Statistics [NW/ W]</b>		[Valid=60 -/] [Invalid=3004 -/]	





# ie_saving_for_3: What are you saving for? [Do not read from list]			
Value	Label	Cases	Percentage
1	Emergencies	0	
2	Personal items	0	
3	Household expenses	60	100.0%
4	Own school fees	0	
5	School fees for others	0	
6	School supplies	0	
7	Own business	0	
8	Family business	0	
9	General future use	0	
10	Agricultural inputs	0	
11	Medical expenses for self	0	
12	Medical expenses for other	0	
13	Transport/trips	0	
14	Prefer not to answer	0	
96	Other	0	
Sysmiss		3004	
Warning: these figures indicate the number of cases found in the data file. They cannot be interpreted as summary statistics of the population of interest.			
# ie_saving_for_4: What are you saving for? [Do not read from list]			
Information		[Type= discrete] [Format=numeric] [Range= 1-96] [Missing=*]	
Statistics [NW/ W]		[Valid=26 /-] [Invalid=3038 /-]	
Value	Label	Cases	Percentage
1	Emergencies	0	
2	Personal items	0	
3	Household expenses	0	
4	Own school fees	26	100.0%
5	School fees for others	0	
6	School supplies	0	
7	Own business	0	
8	Family business	0	
9	General future use	0	
10	Agricultural inputs	0	
11	Medical expenses for self	0	
12	Medical expenses for other	0	
13	Transport/trips	0	
14	Prefer not to answer	0	
96	Other	0	
Sysmiss		3038	
Warning: these figures indicate the number of cases found in the data file. They cannot be interpreted as summary statistics of the population of interest.			
# ie_saving_for_5: What are you saving for? [Do not read from list]			
Information		[Type= discrete] [Format=numeric] [Range= 1-96] [Missing=*]	
Statistics [NW/ W]		[Valid=14 /-] [Invalid=3050 /-]	
Value	Label	Cases	Percentage
1	Emergencies	0	

# ie_saving_for_5: What are you saving for? [Do not read from list]				
Value	Label	Cases	Percentage	
2	Personal items	0	<div><div></div></div> 100.0%	
3	Household expenses	0		
4	Own school fees	0		
5	School fees for others	14		
6	School supplies	0		
7	Own business	0		
8	Family business	0		
9	General future use	0		
10	Agricultural inputs	0		
11	Medical expenses for self	0		
12	Medical expenses for other	0		
13	Transport/trips	0		
14	Prefer not to answer	0		
96	Other	0		
Sysmiss		3050		
Warning: these figures indicate the number of cases found in the data file. They cannot be interpreted as summary statistics of the population of interest.				
# ie_saving_for_6: What are you saving for? [Do not read from list]				
Information		[Type= discrete] [Format=numeric] [Range= 1-96] [Missing=*]		
Statistics [NW/ W]		[Valid=36 /-] [Invalid=3028 /-]		
Value	Label	Cases	Percentage	
1	Emergencies	0	<div><div></div></div> 100.0%	
2	Personal items	0		
3	Household expenses	0		
4	Own school fees	0		
5	School fees for others	0		
6	School supplies	36		
7	Own business	0		
8	Family business	0		
9	General future use	0		
10	Agricultural inputs	0		
11	Medical expenses for self	0		
12	Medical expenses for other	0		
13	Transport/trips	0		
14	Prefer not to answer	0		
96	Other	0		
Sysmiss		3028		
Warning: these figures indicate the number of cases found in the data file. They cannot be interpreted as summary statistics of the population of interest.				
# ie_saving_for_7: What are you saving for? [Do not read from list]				
Information		[Type= discrete] [Format=numeric] [Range= 1-96] [Missing=*]		
Statistics [NW/ W]		[Valid=17 /-] [Invalid=3047 /-]		
Value	Label	Cases	Percentage	
1	Emergencies	0		
2	Personal items	0		
3	Household expenses	0		

# ie_saving_for_7: What are you saving for? [Do not read from list]				
Value	Label	Cases	Percentage	
4	Own school fees	0	<div><div></div></div> 100.0%	
5	School fees for others	0		
6	School supplies	0		
7	Own business	17		
8	Family business	0		
9	General future use	0		
10	Agricultural inputs	0		
11	Medical expenses for self	0		
12	Medical expenses for other	0		
13	Transport/trips	0		
14	Prefer not to answer	0		
96	Other	0		
Sysmiss		3047		
Warning: these figures indicate the number of cases found in the data file. They cannot be interpreted as summary statistics of the population of interest.				
# ie_saving_for_8: What are you saving for? [Do not read from list]				
Information		[Type= discrete] [Format=numeric] [Range= 1-96] [Missing=*]		
Statistics [NW/ W]		[Valid=4 /-] [Invalid=3060 /-]		
Value	Label	Cases	Percentage	
1	Emergencies	0	<div><div></div></div> 100.0%	
2	Personal items	0		
3	Household expenses	0		
4	Own school fees	0		
5	School fees for others	0		
6	School supplies	0		
7	Own business	0		
8	Family business	4		
9	General future use	0		
10	Agricultural inputs	0		
11	Medical expenses for self	0		
12	Medical expenses for other	0		
13	Transport/trips	0		
14	Prefer not to answer	0		
96	Other	0		
Sysmiss		3060		
Warning: these figures indicate the number of cases found in the data file. They cannot be interpreted as summary statistics of the population of interest.				
# ie_saving_for_9: What are you saving for? [Do not read from list]				
Information		[Type= discrete] [Format=numeric] [Range= 1-96] [Missing=*]		
Statistics [NW/ W]		[Valid=131 /-] [Invalid=2933 /-]		
Value	Label	Cases	Percentage	
1	Emergencies	0		
2	Personal items	0		
3	Household expenses	0		
4	Own school fees	0		
5	School fees for others	0		

# ie_saving_for_9: What are you saving for? [Do not read from list]				
Value	Label	Cases	Percentage	
6	School supplies	0	<div><div></div></div> 100.0%	
7	Own business	0		
8	Family business	0		
9	General future use	131		
10	Agricultural inputs	0		
11	Medical expenses for self	0		
12	Medical expenses for other	0		
13	Transport/trips	0		
14	Prefer not to answer	0		
96	Other	0		
Sysmiss		2933		
Warning: these figures indicate the number of cases found in the data file. They cannot be interpreted as summary statistics of the population of interest.				
# ie_saving_for_96: What are you saving for? [Do not read from list]				
Information	[Type= discrete] [Format=character] [Missing=*]			
Statistics [NW/ W]	[Valid=23 /-] [Invalid=0 /-]			

# ie_saving_for_oth: Please specify details on what other things you are saving for			
Information	[Type= discrete] [Format=character] [Missing=*]		
Statistics [NW/ W]	[Valid=24 -/] [Invalid=0 -/]		
# ie_has_budget: Do you have such a plan?			
Information	[Type= discrete] [Format=numeric] [Range= 0-98] [Missing=*]		
Statistics [NW/ W]	[Valid=2395 -/] [Invalid=669 -/]		
Value	Label	Cases	Percentage
0	No, I have never had it	0	
1	Yes	232	<div><div></div>9.7%</div>
2	No	2154	<div><div></div>89.9%</div>
3	Yes, but not sure about the exact age	0	
90	I am not sure	0	
93	Prefer not to answer	3	<div><div></div>0.1%</div>
95	Not had sex with this partner in the last 4 weeks	0	
97	N/A	0	
98	Don't know	6	<div><div></div>0.3%</div>
Sysmiss		669	
Warning: these figures indicate the number of cases found in the data file. They cannot be interpreted as summary statistics of the population of interest.			
# ie_has_written_budget: Is your plan written down?			
Information	[Type= discrete] [Format=numeric] [Range= 0-98] [Missing=*]		
Statistics [NW/ W]	[Valid=232 -/] [Invalid=2832 -/]		
Value	Label	Cases	Percentage
0	No, I have never had it	0	
1	Yes	114	<div><div></div>49.1%</div>
2	No	117	<div><div></div>50.4%</div>
3	Yes, but not sure about the exact age	0	
90	I am not sure	0	
93	Prefer not to answer	1	<div><div></div>0.4%</div>
95	Not had sex with this partner in the last 4 weeks	0	
97	N/A	0	
98	Don't know	0	
Sysmiss		2832	
Warning: these figures indicate the number of cases found in the data file. They cannot be interpreted as summary statistics of the population of interest.			
# ie_follow_budget: Would you say that you follow your plan all of the time, some of the time, rarel			
Information	[Type= discrete] [Format=numeric] [Range= 1-4] [Missing=*]		
Statistics [NW/ W]	[Valid=232 -/] [Invalid=2832 -/]		
Value	Label	Cases	Percentage
1	All of the time	128	<div><div></div>55.2%</div>
2	Some of the time	79	<div><div></div>34.1%</div>
3	Rarely	21	<div><div></div>9.1%</div>
4	Never	4	<div><div></div>1.7%</div>
Sysmiss		2832	
Warning: these figures indicate the number of cases found in the data file. They cannot be interpreted as summary statistics of the population of interest.			

# ie_budget_type_1: What would you call that kind of plan?			
Information	[Type= discrete] [Format=numeric] [Range= 1-98] [Missing=*]		
Statistics [NW/ W]	[Valid=184 /-] [Invalid=2880 /-]		
Value	Label	Cases	Percentage
1	Budget	184	 100.0%
2	Savings plan	0	
3	Financial goal	0	
96	Other	0	
98	Don't know	0	
Sysmiss		2880	
Warning: these figures indicate the number of cases found in the data file. They cannot be interpreted as summary statistics of the population of interest.			
# ie_budget_type_2: What would you call that kind of plan?			
Information	[Type= discrete] [Format=numeric] [Range= 1-98] [Missing=*]		
Statistics [NW/ W]	[Valid=30 /-] [Invalid=3034 /-]		
Value	Label	Cases	Percentage
1	Budget	0	 100.0%
2	Savings plan	30	
3	Financial goal	0	
96	Other	0	
98	Don't know	0	
Sysmiss		3034	
Warning: these figures indicate the number of cases found in the data file. They cannot be interpreted as summary statistics of the population of interest.			
# ie_budget_type_3: What would you call that kind of plan?			
Information	[Type= discrete] [Format=numeric] [Range= 1-98] [Missing=*]		
Statistics [NW/ W]	[Valid=4 /-] [Invalid=3060 /-]		
Value	Label	Cases	Percentage
1	Budget	0	 100.0%
2	Savings plan	0	
3	Financial goal	4	
96	Other	0	
98	Don't know	0	
Sysmiss		3060	
Warning: these figures indicate the number of cases found in the data file. They cannot be interpreted as summary statistics of the population of interest.			
# ie_budget_type_96: What would you call that kind of plan?			
Information	[Type= discrete] [Format=numeric] [Range= 1-98] [Missing=*]		
Statistics [NW/ W]	[Valid=1 /-] [Invalid=3063 /-]		
Value	Label	Cases	Percentage
1	Budget	0	 100.0%
2	Savings plan	0	
3	Financial goal	0	
96	Other	1	
98	Don't know	0	
Sysmiss		3063	
Warning: these figures indicate the number of cases found in the data file. They cannot be interpreted as summary statistics of the population of interest.			

# ie_budget_type_98: What would you call that kind of plan?				
Information	[Type= discrete] [Format=numeric] [Range= 1-98] [Missing=*]			
Statistics [NW/ W]	[Valid=6 /-] [Invalid=3058 /-]			
Value	Label	Cases	Percentage	
1	Budget	0	<div></div> 100.0%	
2	Savings plan	0		
3	Financial goal	0		
96	Other	0		
98	Don't know	6		
Sysmiss		3058		
Warning: these figures indicate the number of cases found in the data file. They cannot be interpreted as summary statistics of the population of interest.				
# ie_wayof_saving_1: What are the ways you are saving your money?				
Information	[Type= discrete] [Format=numeric] [Range= 1-98] [Missing=*]			
Statistics [NW/ W]	[Valid=394 /-] [Invalid=2670 /-]			
Value	Label	Cases	Percentage	
1	Bank/bank account	394	<div></div> 100.0%	
2	Savings account	0	<div></div>	
3	Homebank/under mattress/hole	0		
4	Box/closet	0		
5	With a friend	0		
6	With a parent or guardian	0		
7	In a savings group/ stockvel	0		
8	Shopkeeper	0		
9	Investments	0		
93	Prefer not to answer	0		
98	Don't know	0		
Sysmiss		2670		
Warning: these figures indicate the number of cases found in the data file. They cannot be interpreted as summary statistics of the population of interest.				
# ie_wayof_saving_2: What are the ways you are saving your money?				
Information	[Type= discrete] [Format=numeric] [Range= 1-98] [Missing=*]			
Statistics [NW/ W]	[Valid=54 /-] [Invalid=3010 /-]			
Value	Label	Cases	Percentage	
1	Bank/bank account	0	<div></div> 100.0%	
2	Savings account	54		
3	Homebank/under mattress/hole	0		
4	Box/closet	0		
5	With a friend	0		
6	With a parent or guardian	0		
7	In a savings group/ stockvel	0		
8	Shopkeeper	0		
9	Investments	0		
93	Prefer not to answer	0		
98	Don't know	0		
Sysmiss		3010		
Warning: these figures indicate the number of cases found in the data file. They cannot be interpreted as summary statistics of the population of interest.				

# ie_wayof_saving_3: What are the ways you are saving your money?			
<b>Information</b>		[Type= discrete] [Format=numeric] [Range= 1-98] [Missing=*]	
<b>Statistics [NW/ W]</b>		[Valid=101 -/] [Invalid=2963 -/]	
Value	Label	Cases	Percentage
1	Bank/bank account	0	
2	Savings account	0	
3	Homebank/under mattress/hole	101	<div><div></div></div> 100.0%
4	Box/closet	0	
5	With a friend	0	
6	With a parent or guardian	0	
7	In a savings group/ stockvel	0	
8	Shopkeeper	0	
9	Investments	0	
93	Prefer not to answer	0	
98	Don't know	0	
Sysmiss		2963	
<i>Warning: these figures indicate the number of cases found in the data file. They cannot be interpreted as summary statistics of the population of interest.</i>			
# ie_wayof_saving_4: What are the ways you are saving your money?			
<b>Information</b>		[Type= discrete] [Format=numeric] [Range= 1-98] [Missing=*]	
<b>Statistics [NW/ W]</b>		[Valid=171 -/] [Invalid=2893 -/]	
Value	Label	Cases	Percentage
1	Bank/bank account	0	
2	Savings account	0	
3	Homebank/under mattress/hole	0	
4	Box/closet	171	<div><div></div></div> 100.0%
5	With a friend	0	
6	With a parent or guardian	0	
7	In a savings group/ stockvel	0	
8	Shopkeeper	0	
9	Investments	0	
93	Prefer not to answer	0	
98	Don't know	0	
Sysmiss		2893	
<i>Warning: these figures indicate the number of cases found in the data file. They cannot be interpreted as summary statistics of the population of interest.</i>			
# ie_wayof_saving_5: What are the ways you are saving your money?			
<b>Information</b>		[Type= discrete] [Format=numeric] [Range= 1-98] [Missing=*]	
<b>Statistics [NW/ W]</b>		[Valid=3 -/] [Invalid=3061 -/]	
Value	Label	Cases	Percentage
1	Bank/bank account	0	
2	Savings account	0	
3	Homebank/under mattress/hole	0	
4	Box/closet	0	
5	With a friend	3	<div><div></div></div> 100.0%
6	With a parent or guardian	0	
7	In a savings group/ stockvel	0	

# ie_wayof_saving_5: What are the ways you are saving your money?			
Value	Label	Cases	Percentage
8	Shopkeeper	0	
9	Investments	0	
93	Prefer not to answer	0	
98	Don't know	0	
Sysmiss		3061	
Warning: these figures indicate the number of cases found in the data file. They cannot be interpreted as summary statistics of the population of interest.			
# ie_wayof_saving_6: What are the ways you are saving your money?			
Information	[Type= discrete] [Format=numeric] [Range= 1-98] [Missing=*]		
Statistics [NW/ W]	[Valid=21 /-] [Invalid=3043 /-]		
Value	Label	Cases	Percentage
1	Bank/bank account	0	
2	Savings account	0	
3	Homebank/under mattress/hole	0	
4	Box/closet	0	
5	With a friend	0	
6	With a parent or guardian	21	100.0%
7	In a savings group/ stockvel	0	
8	Shopkeeper	0	
9	Investments	0	
93	Prefer not to answer	0	
98	Don't know	0	
Sysmiss		3043	
Warning: these figures indicate the number of cases found in the data file. They cannot be interpreted as summary statistics of the population of interest.			
# ie_wayof_saving_7: What are the ways you are saving your money?			
Information	[Type= discrete] [Format=numeric] [Range= 1-98] [Missing=*]		
Statistics [NW/ W]	[Valid=28 /-] [Invalid=3036 /-]		
Value	Label	Cases	Percentage
1	Bank/bank account	0	
2	Savings account	0	
3	Homebank/under mattress/hole	0	
4	Box/closet	0	
5	With a friend	0	
6	With a parent or guardian	0	
7	In a savings group/ stockvel	28	100.0%
8	Shopkeeper	0	
9	Investments	0	
93	Prefer not to answer	0	
98	Don't know	0	
Sysmiss		3036	
Warning: these figures indicate the number of cases found in the data file. They cannot be interpreted as summary statistics of the population of interest.			
# ie_wayof_saving_8: What are the ways you are saving your money?			
Information	[Type= discrete] [Format=numeric] [Range= 1-98] [Missing=*]		
Statistics [NW/ W]	[Valid=2 /-] [Invalid=3062 /-]		

# ie_wayof_saving_8: What are the ways you are saving your money?			
Value	Label	Cases	Percentage
1	Bank/bank account	0	
2	Savings account	0	
3	Homebank/under mattress/hole	0	
4	Box/closet	0	
5	With a friend	0	
6	With a parent or guardian	0	
7	In a savings group/ stockvel	0	
8	Shopkeeper	2	<div><div></div></div> 100.0%
9	Investments	0	
93	Prefer not to answer	0	
98	Don't know	0	
Sysmiss		3062	
Warning: these figures indicate the number of cases found in the data file. They cannot be interpreted as summary statistics of the population of interest.			
# ie_wayof_saving_9: What are the ways you are saving your money?			
Information	[Type= discrete] [Format=numeric] [Range= 1-98] [Missing=*]		
Statistics [NW/ W]	[Valid=1 /-] [Invalid=3063 /-]		
Value	Label	Cases	Percentage
1	Bank/bank account	0	
2	Savings account	0	
3	Homebank/under mattress/hole	0	
4	Box/closet	0	
5	With a friend	0	
6	With a parent or guardian	0	
7	In a savings group/ stockvel	0	
8	Shopkeeper	0	
9	Investments	1	<div><div></div></div> 100.0%
93	Prefer not to answer	0	
98	Don't know	0	
Sysmiss		3063	
Warning: these figures indicate the number of cases found in the data file. They cannot be interpreted as summary statistics of the population of interest.			
# ie_rich_can_save: Do you agree or disagree with the following statement: "Only people with a lot o			
Information	[Type= discrete] [Format=numeric] [Range= 1-93] [Missing=*]		
Statistics [NW/ W]	[Valid=2392 /-] [Invalid=672 /-]		
Value	Label	Cases	Percentage
1	Agree	195	<div><div></div></div> 8.2%
2	Disagree	2197	<div><div></div></div> 91.8%
93	Prefer not to answer	0	
Sysmiss		672	
Warning: these figures indicate the number of cases found in the data file. They cannot be interpreted as summary statistics of the population of interest.			
# ie_do_remain_money: When there are weeks when you have met all your basic needs and at the end of th			
Information	[Type= discrete] [Format=numeric] [Range= 0-98] [Missing=*]		
Statistics [NW/ W]	[Valid=2395 /-] [Invalid=669 /-]		

**# ie\_do\_remain\_money: When there are weeks when you have met all your basic needs and at the end of th**

Value	Label	Cases	Percentage
0	No money left with me	1221	51.0%
1	Secure / set aside for future use	667	27.8%
2	I buy something else	458	19.1%
93	Prefer not to answer	1	0.0%
96	Other, specify	40	1.7%
98	I do not know	8	0.3%
Sysmiss		669	

*Warning: these figures indicate the number of cases found in the data file. They cannot be interpreted as summary statistics of the population of interest.*




**# ie\_do\_remain\_other: Please specify other things that you do with the money**

<b>Information</b>	[Type= discrete] [Format=character] [Missing=*]
<b>Statistics [NW/ W]</b>	[Valid=40 /-] [Invalid=0 /-]

Value	Label	Cases	Percentage
Airtime and Data		12	30.0%
Beer		1	2.5%
Buy Data		1	2.5%
Buy Data and Airtime		1	2.5%
Buy Data and airtime		6	15.0%
Buy Data and airtime and carry at school		1	2.5%
Buy Data and carry at school		1	2.5%
Buy Data and pocket money		1	2.5%
Buy airtime		2	5.0%
Carry at school		1	2.5%
Carry at school		4	10.0%
Carry at school airtime and Data		1	2.5%
Carry at school and buy Data		1	2.5%
Carry at school and buy Data and airtime		1	2.5%
Carry at school and buy data		1	2.5%
Cigarettes		1	2.5%
For u kucarry at school		1	2.5%
He did not get money		1	2.5%
Pleasuring at church		1	2.5%
Support child		1	2.5%

*Warning: these figures indicate the number of cases found in the data file. They cannot be interpreted as summary statistics of the population of interest.*

# ie_foodfreq: In the last 12 months did you or any other individuals in your household ever cu			
Information	[Type= discrete] [Format=numeric] [Range= 0-98] [Missing=*]		
Statistics [NW/ W]	[Valid=2395 /-] [Invalid=669 /-]		
Value	Label	Cases	Percentage
0	No, I have never had it	0	
1	Yes	625	<div><div></div></div> 26.1%
2	No	1756	<div><div></div></div> 73.3%
3	Yes, but not sure about the exact age	0	
90	I am not sure	0	
93	Prefer not to answer	14	<div><div></div></div> 0.6%
95	Not had sex with this partner in the last 4 weeks	0	
97	N/A	0	
98	Don't know	0	
Sysmiss		669	
Warning: these figures indicate the number of cases found in the data file. They cannot be interpreted as summary statistics of the population of interest.			
# ie_foodfreqskip: How often did this happen?			
Information	[Type= discrete] [Format=numeric] [Range= 1-93] [Missing=*]		
Statistics [NW/ W]	[Valid=625 /-] [Invalid=2439 /-]		
Value	Label	Cases	Percentage
1	Every month	211	<div><div></div></div> 33.8%
2	Some months	391	<div><div></div></div> 62.6%
3	Ones or twice a month	21	<div><div></div></div> 3.4%
93	Prefer not to answer	2	<div><div></div></div> 0.3%
Sysmiss		2439	
Warning: these figures indicate the number of cases found in the data file. They cannot be interpreted as summary statistics of the population of interest.			
# dm_aware_dreams: Have you heard of a program called 'DREAMS'?			
Information	[Type= discrete] [Format=numeric] [Range= 0-98] [Missing=*]		
Statistics [NW/ W]	[Valid=2395 /-] [Invalid=669 /-]		
Value	Label	Cases	Percentage
0	No, I have never had it	0	
1	Yes	1278	<div><div></div></div> 53.4%
2	No	1113	<div><div></div></div> 46.5%
3	Yes, but not sure about the exact age	0	
90	I am not sure	0	
93	Prefer not to answer	0	
95	Not had sex with this partner in the last 4 weeks	0	
97	N/A	0	
98	Don't know	4	<div><div></div></div> 0.2%
Sysmiss		669	
Warning: these figures indicate the number of cases found in the data file. They cannot be interpreted as summary statistics of the population of interest.			
# dm_source_1: From where / how did you hear about DREAMS?			
Information	[Type= discrete] [Format=numeric] [Range= 1-96] [Missing=*]		
Statistics [NW/ W]	[Valid=11 /-] [Invalid=3053 /-]		

# dm_source_1: From where / how did you hear about DREAMS?			
Value	Label	Cases	Percentage
1	Mass media (TV, radio, newspaper)	11	 100.0%
2	Social media (web, Facebook, phone apps, email)	0	
3	Word of mouth (a friend, relative, neighbour)	0	
4	School	0	
5	A health facility	0	
6	A community-based or non-governmental organisation	0	
7	A government agency	0	
8	Community health workers	0	
9	Africa Centre roadshow	0	
96	Other	0	
Sysmiss		3053	
Warning: these figures indicate the number of cases found in the data file. They cannot be interpreted as summary statistics of the population of interest.			
# dm_source_2: From where / how did you hear about DREAMS?			
Information	[Type= discrete] [Format=numeric] [Range= 1-96] [Missing=*]		
Statistics [NW/ W]	[Valid=21 /-] [Invalid=3043 /-]		
Value	Label	Cases	Percentage
1	Mass media (TV, radio, newspaper)	0	 100.0%
2	Social media (web, Facebook, phone apps, email)	21	
3	Word of mouth (a friend, relative, neighbour)	0	
4	School	0	
5	A health facility	0	
6	A community-based or non-governmental organisation	0	
7	A government agency	0	
8	Community health workers	0	
9	Africa Centre roadshow	0	
96	Other	0	
Sysmiss		3043	
Warning: these figures indicate the number of cases found in the data file. They cannot be interpreted as summary statistics of the population of interest.			
# dm_source_3: From where / how did you hear about DREAMS?			
Information	[Type= discrete] [Format=numeric] [Range= 1-96] [Missing=*]		
Statistics [NW/ W]	[Valid=69 /-] [Invalid=2995 /-]		
Value	Label	Cases	Percentage
1	Mass media (TV, radio, newspaper)	0	 100.0%
2	Social media (web, Facebook, phone apps, email)	0	
3	Word of mouth (a friend, relative, neighbour)	69	
4	School	0	
5	A health facility	0	
6	A community-based or non-governmental organisation	0	
7	A government agency	0	
8	Community health workers	0	
9	Africa Centre roadshow	0	
96	Other	0	
Sysmiss		2995	
Warning: these figures indicate the number of cases found in the data file. They cannot be interpreted as summary statistics of the population of interest.			

# dm_source_4: From where / how did you hear about DREAMS?			
Information	[Type= discrete] [Format=numeric] [Range= 1-96] [Missing=*]		
Statistics [NW/ W]	[Valid=404 /-] [Invalid=2660 /-]		
Value	Label	Cases	Percentage
1	Mass media (TV, radio, newspaper)	0	
2	Social media (web, Facebook, phone apps, email)	0	
3	Word of mouth (a friend, relative, neighbour)	0	
4	School	404	100.0%
5	A health facility	0	
6	A community-based or non-governmental organisation	0	
7	A government agency	0	
8	Community health workers	0	
9	Africa Centre roadshow	0	
96	Other	0	
Sysmiss		2660	
Warning: these figures indicate the number of cases found in the data file. They cannot be interpreted as summary statistics of the population of interest.			
# dm_source_5: From where / how did you hear about DREAMS?			
Information	[Type= discrete] [Format=numeric] [Range= 1-96] [Missing=*]		
Statistics [NW/ W]	[Valid=11 /-] [Invalid=3053 /-]		
Value	Label	Cases	Percentage
1	Mass media (TV, radio, newspaper)	0	
2	Social media (web, Facebook, phone apps, email)	0	
3	Word of mouth (a friend, relative, neighbour)	0	
4	School	0	
5	A health facility	11	100.0%
6	A community-based or non-governmental organisation	0	
7	A government agency	0	
8	Community health workers	0	
9	Africa Centre roadshow	0	
96	Other	0	
Sysmiss		3053	
Warning: these figures indicate the number of cases found in the data file. They cannot be interpreted as summary statistics of the population of interest.			
# dm_source_6: From where / how did you hear about DREAMS?			
Information	[Type= discrete] [Format=numeric] [Range= 1-96] [Missing=*]		
Statistics [NW/ W]	[Valid=45 /-] [Invalid=3019 /-]		
Value	Label	Cases	Percentage
1	Mass media (TV, radio, newspaper)	0	
2	Social media (web, Facebook, phone apps, email)	0	
3	Word of mouth (a friend, relative, neighbour)	0	
4	School	0	
5	A health facility	0	
6	A community-based or non-governmental organisation	45	100.0%
7	A government agency	0	
8	Community health workers	0	
9	Africa Centre roadshow	0	

# dm_source_6: From where / how did you hear about DREAMS?			
Value	Label	Cases	Percentage
96	Other	0	
Sysmiss		3019	
Warning: these figures indicate the number of cases found in the data file. They cannot be interpreted as summary statistics of the population of interest.			
# dm_source_7: From where / how did you hear about DREAMS?			
Information	[Type= discrete] [Format=numeric] [Range= 1-96] [Missing=*]		
Statistics [NW/ W]	[Valid=7 /-] [Invalid=3057 /-]		
Value	Label	Cases	Percentage
1	Mass media (TV, radio, newspaper)	0	
2	Social media (web, Facebook, phone apps, email)	0	
3	Word of mouth (a friend, relative, neighbour)	0	
4	School	0	
5	A health facility	0	
6	A community-based or non-governmental organisation	0	
7	A government agency	7	100.0%
8	Community health workers	0	
9	Africa Centre roadshow	0	
96	Other	0	
Sysmiss		3057	
Warning: these figures indicate the number of cases found in the data file. They cannot be interpreted as summary statistics of the population of interest.			
# dm_source_8: From where / how did you hear about DREAMS?			
Information	[Type= discrete] [Format=numeric] [Range= 1-96] [Missing=*]		
Statistics [NW/ W]	[Valid=33 /-] [Invalid=3031 /-]		
Value	Label	Cases	Percentage
1	Mass media (TV, radio, newspaper)	0	
2	Social media (web, Facebook, phone apps, email)	0	
3	Word of mouth (a friend, relative, neighbour)	0	
4	School	0	
5	A health facility	0	
6	A community-based or non-governmental organisation	0	
7	A government agency	0	
8	Community health workers	33	100.0%
9	Africa Centre roadshow	0	
96	Other	0	
Sysmiss		3031	
Warning: these figures indicate the number of cases found in the data file. They cannot be interpreted as summary statistics of the population of interest.			
# dm_source_9: From where / how did you hear about DREAMS?			
Information	[Type= discrete] [Format=numeric] [Range= 1-96] [Missing=*]		
Statistics [NW/ W]	[Valid=494 /-] [Invalid=2570 /-]		
Value	Label	Cases	Percentage
1	Mass media (TV, radio, newspaper)	0	
2	Social media (web, Facebook, phone apps, email)	0	
3	Word of mouth (a friend, relative, neighbour)	0	
4	School	0	

# dm_source_9: From where / how did you hear about DREAMS?			
Value	Label	Cases	Percentage
5	A health facility	0	
6	A community-based or non-governmental organisation	0	
7	A government agency	0	
8	Community health workers	0	
9	Africa Centre roadshow	494	<div></div> 100.0%
96	Other	0	
Sysmiss		2570	
Warning: these figures indicate the number of cases found in the data file. They cannot be interpreted as summary statistics of the population of interest.			
# dm_source_96: From where / how did you hear about DREAMS?			
Information	[Type= discrete] [Format=numeric] [Range= 1-96] [Missing=*]		
Statistics [NW/ W]	[Valid=97 /-] [Invalid=2967 /-]		
Value	Label	Cases	Percentage
1	Mass media (TV, radio, newspaper)	0	
2	Social media (web, Facebook, phone apps, email)	0	
3	Word of mouth (a friend, relative, neighbour)	0	
4	School	0	
5	A health facility	0	
6	A community-based or non-governmental organisation	0	
7	A government agency	0	
8	Community health workers	0	
9	Africa Centre roadshow	0	
96	Other	97	<div></div> 100.0%
Sysmiss		2967	
Warning: these figures indicate the number of cases found in the data file. They cannot be interpreted as summary statistics of the population of interest.			
# dm_source_other: Other, please specify from where / how did you hear about DREAMS?			
Information	[Type= discrete] [Format=character] [Missing=*]		
Statistics [NW/ W]	[Valid=188 /-] [Invalid=0 /-]		
# dm_invited: Have you been invited to participate in any DREAMS activity or service?			
Information	[Type= discrete] [Format=numeric] [Range= 0-98] [Missing=*]		
Statistics [NW/ W]	[Valid=1268 /-] [Invalid=1796 /-]		
Value	Label	Cases	Percentage
0	No, I have never had it	0	
1	Yes	252	<div></div> 19.9%
2	No	1016	<div></div> 80.1%
3	Yes, but not sure about the exact age	0	
90	I am not sure	0	
93	Prefer not to answer	0	
95	Not had sex with this partner in the last 4 weeks	0	
97	N/A	0	
98	Don't know	0	
Sysmiss		1796	
Warning: these figures indicate the number of cases found in the data file. They cannot be interpreted as summary statistics of the population of interest.			

# dm_participated: Have you ever participated in any DREAMS activity or service?			
Information	[Type= discrete] [Format=numeric] [Range= 0-98] [Missing=*]		
Statistics [NW/ W]	[Valid=1270 /-] [Invalid=1794 /-]		
Value	Label	Cases	Percentage
0	No, I have never had it	0	
1	Yes	463	<div><div></div></div> 36.5%
2	No	807	<div><div></div></div> 63.5%
3	Yes, but not sure about the exact age	0	
90	I am not sure	0	
93	Prefer not to answer	0	
95	Not had sex with this partner in the last 4 weeks	0	
97	N/A	0	
98	Don't know	0	
Sysmiss		1794	
Warning: these figures indicate the number of cases found in the data file. They cannot be interpreted as summary statistics of the population of interest.			
# dm_participated_when_2016: If yes, when did you participate?			
Information	[Type= discrete] [Format=numeric] [Range= 2016-2016] [Missing=*]		
Statistics [NW/ W]	[Valid=27 /-] [Invalid=3037 /-]		
# dm_participated_when_2017: If yes, when did you participate?			
Information	[Type= discrete] [Format=numeric] [Range= 2017-2017] [Missing=*]		
Statistics [NW/ W]	[Valid=48 /-] [Invalid=3016 /-]		
# dm_participated_when_2018: If yes, when did you participate?			
Information	[Type= discrete] [Format=numeric] [Range= 2018-2018] [Missing=*]		
Statistics [NW/ W]	[Valid=297 /-] [Invalid=2767 /-]		
# dm_experience_dreams: What experience(s) have you had with DREAMS?			
Information	[Type= discrete] [Format=character] [Missing=*]		
Statistics [NW/ W]	[Valid=243 /-] [Invalid=0 /-]		
# dm_have_identifier: Do you have a DREAMS identifier? It could be a reference number, ID or code?			
Information	[Type= discrete] [Format=numeric] [Range= 0-98] [Missing=*]		
Statistics [NW/ W]	[Valid=248 /-] [Invalid=2816 /-]		
Value	Label	Cases	Percentage
0	No, I have never had it	0	
1	Yes	15	<div><div></div></div> 6.0%
2	No	233	<div><div></div></div> 94.0%
3	Yes, but not sure about the exact age	0	
90	I am not sure	0	
93	Prefer not to answer	0	
95	Not had sex with this partner in the last 4 weeks	0	
97	N/A	0	
98	Don't know	0	
Sysmiss		2816	
Warning: these figures indicate the number of cases found in the data file. They cannot be interpreted as summary statistics of the population of interest.			

# dm_lead_ques_programs1: I am going to ask you about programs for young girls. Many of them are about org			
Information	[Type= discrete] [Format=numeric] [Range= 0-98] [Missing=*]		
Statistics [NW/ W]	[Valid=2393 /-] [Invalid=671 /-]		
Value	Label	Cases	Percentage
0	No, I have never had it	0	
1	Yes	1289	<div><div></div></div> 53.9%
2	No	1098	<div><div></div></div> 45.9%
3	Yes, but not sure about the exact age	0	
90	I am not sure	0	
93	Prefer not to answer	3	0.1%
95	Not had sex with this partner in the last 4 weeks	0	
97	N/A	0	
98	Don't know	3	0.1%
Sysmiss		671	
Warning: these figures indicate the number of cases found in the data file. They cannot be interpreted as summary statistics of the population of interest.			
# dm_partic_safespace_prog: Did you participate in this service / program? Safe Spaces			
Information	[Type= discrete] [Format=numeric] [Range= 0-98] [Missing=*]		
Statistics [NW/ W]	[Valid=448 /-] [Invalid=2616 /-]		
Value	Label	Cases	Percentage
0	No, I have never had it	0	
1	Yes	23	<div><div></div></div> 5.1%
2	No	425	<div><div></div></div> 94.9%
3	Yes, but not sure about the exact age	0	
90	I am not sure	0	
93	Prefer not to answer	0	
95	Not had sex with this partner in the last 4 weeks	0	
97	N/A	0	
98	Don't know	0	
Sysmiss		2616	
Warning: these figures indicate the number of cases found in the data file. They cannot be interpreted as summary statistics of the population of interest.			
# dm_aware_safespace_prog: Are you aware of the following service / program? Safe Spaces for girls/young wo			
Information	[Type= discrete] [Format=numeric] [Range= 0-98] [Missing=*]		
Statistics [NW/ W]	[Valid=425 /-] [Invalid=2639 /-]		
Value	Label	Cases	Percentage
0	No, I have never had it	0	
1	Yes	191	<div><div></div></div> 44.9%
2	No	234	<div><div></div></div> 55.1%
3	Yes, but not sure about the exact age	0	
90	I am not sure	0	
93	Prefer not to answer	0	
95	Not had sex with this partner in the last 4 weeks	0	
97	N/A	0	
98	Don't know	0	
Sysmiss		2639	
Warning: these figures indicate the number of cases found in the data file. They cannot be interpreted as summary statistics of the population of interest.			

# dm_partic_safespace_12mts: Did you participate in this service / program in the last 12 months? Safe Spaces			
Information	[Type= discrete] [Format=numeric] [Range= 0-98] [Missing=*]		
Statistics [NW/ W]	[Valid=23 -/] [Invalid=3041 -/]		
Value	Label	Cases	Percentage
0	No, I have never had it	0	
1	Yes	8	34.8%
2	No	15	65.2%
3	Yes, but not sure about the exact age	0	
90	I am not sure	0	
93	Prefer not to answer	0	
95	Not had sex with this partner in the last 4 weeks	0	
97	N/A	0	
98	Don't know	0	
Sysmiss		3041	
Warning: these figures indicate the number of cases found in the data file. They cannot be interpreted as summary statistics of the population of interest.			
# dm_safespace_wasdreams: Was this a DREAMS service / program? Safe Spaces			
Information	[Type= discrete] [Format=numeric] [Range= 0-98] [Missing=*]		
Statistics [NW/ W]	[Valid=8 -/] [Invalid=3056 -/]		
Value	Label	Cases	Percentage
0	No, I have never had it	0	
1	Yes	8	100.0%
2	No	0	
3	Yes, but not sure about the exact age	0	
90	I am not sure	0	
93	Prefer not to answer	0	
95	Not had sex with this partner in the last 4 weeks	0	
97	N/A	0	
98	Don't know	0	
Sysmiss		3056	
Warning: these figures indicate the number of cases found in the data file. They cannot be interpreted as summary statistics of the population of interest.			
# dm_org_safespace_prog: Where / from which organisation was it provided? Safe Spaces			
Information	[Type= discrete] [Format=numeric] [Range= 1-98] [Missing=*]		
Statistics [NW/ W]	[Valid=8 -/] [Invalid=3056 -/]		
Value	Label	Cases	Percentage
1	DoH	1	12.5%
2	Private Doctor	0	
3	Pharmacy	0	
4	Africa Centre / AHRI	2	25.0%
5	FHI 360	0	
6	Humana People to People South Africa (HPPSA)	0	
7	Hope International	0	
8	NACOSA	0	
9	EDI	1	12.5%
10	Ezibayeni	0	
11	Unyezi	0	

# dm_org_safespace_prog: Where / from which organisation was it provided? Safe Spaces				
Value	Label	Cases	Percentage	
12	Isikondlakondla	0	<div></div>	
13	MatCH	0		
14	FPD	0		
15	AFSA	0		
16	TB/HIV Care Association	0		
17	DoE	1		<div></div> 12.5%
18	Mpilonhle	0		
19	Star for Life	0		
20	PrEP / Isisekelo Clinic (Mtubatuba, KwaMsane, Mobile Clinics)	0		
21	Thetha Nami Peer Navigator	0		
96	Other, specify	3	<div></div> 37.5%	
98	Don't know	0		
Sysmiss		3056		
Warning: these figures indicate the number of cases found in the data file. They cannot be interpreted as summary statistics of the population of interest.				
# dm_org_safespace_oth: Please specify details of the other organization. Safe Spaces				
Information	[Type= discrete] [Format=character] [Missing=*]			
Statistics [NW/ W]	[Valid=3 /-] [Invalid=0 /-]			
# dm_partic_mentor_prog: Did you participate in this service / program? Mentor Program				
Information	[Type= discrete] [Format=numeric] [Range= 0-98] [Missing=*]			
Statistics [NW/ W]	[Valid=446 /-] [Invalid=2618 /-]			
Value	Label	Cases	Percentage	
0	No, I have never had it	0	<div></div>	
1	Yes	14		<div></div> 3.1%
2	No	432		<div></div> 96.9%
3	Yes, but not sure about the exact age	0		
90	I am not sure	0		
93	Prefer not to answer	0		
95	Not had sex with this partner in the last 4 weeks	0		
97	N/A	0		
98	Don't know	0		
Sysmiss		2618		
Warning: these figures indicate the number of cases found in the data file. They cannot be interpreted as summary statistics of the population of interest.				

# dm_aware_mentor_prog: Are you aware of the following service / program? Mentor Program			
Information	[Type= discrete] [Format=numeric] [Range= 0-98] [Missing=*]		
Statistics [NW/ W]	[Valid=432 /-] [Invalid=2632 /-]		
Value	Label	Cases	Percentage
0	No, I have never had it	0	
1	Yes	184	<div><div></div></div> 42.6%
2	No	248	<div><div></div></div> 57.4%
3	Yes, but not sure about the exact age	0	
90	I am not sure	0	
93	Prefer not to answer	0	
95	Not had sex with this partner in the last 4 weeks	0	
97	N/A	0	
98	Don't know	0	
Sysmiss		2632	
Warning: these figures indicate the number of cases found in the data file. They cannot be interpreted as summary statistics of the population of interest.			
# dm_partic_mentor_12mts: Did you participate in this service / program in the last 12 months? Mentor Prog			
Information	[Type= discrete] [Format=numeric] [Range= 0-98] [Missing=*]		
Statistics [NW/ W]	[Valid=14 /-] [Invalid=3050 /-]		
Value	Label	Cases	Percentage
0	No, I have never had it	0	
1	Yes	2	<div><div></div></div> 14.3%
2	No	12	<div><div></div></div> 85.7%
3	Yes, but not sure about the exact age	0	
90	I am not sure	0	
93	Prefer not to answer	0	
95	Not had sex with this partner in the last 4 weeks	0	
97	N/A	0	
98	Don't know	0	
Sysmiss		3050	
Warning: these figures indicate the number of cases found in the data file. They cannot be interpreted as summary statistics of the population of interest.			
# dm_mentor_wasdreams: Was this a DREAMS service / program? Mentor Program			
Information	[Type= discrete] [Format=numeric] [Range= 0-98] [Missing=*]		
Statistics [NW/ W]	[Valid=2 /-] [Invalid=3062 /-]		
Value	Label	Cases	Percentage
0	No, I have never had it	0	
1	Yes	2	<div><div></div></div> 100.0%
2	No	0	
3	Yes, but not sure about the exact age	0	
90	I am not sure	0	
93	Prefer not to answer	0	
95	Not had sex with this partner in the last 4 weeks	0	
97	N/A	0	
98	Don't know	0	
Sysmiss		3062	
Warning: these figures indicate the number of cases found in the data file. They cannot be interpreted as summary statistics of the population of interest.			

# dm_org_mentor_prog: Where / from which organisation was it provided? Mentor Program				
Information	[Type= discrete] [Format=numeric] [Range= 1-98] [Missing=*]			
Statistics [NW/ W]	[Valid=2 /-] [Invalid=3062 /-]			
Value	Label	Cases	Percentage	
1	DoH	0	<div></div>	
2	Private Doctor	0		
3	Pharmacy	0		
4	Africa Centre / AHRI	0		
5	FHI 360	0		
6	Humana People to People South Africa (HPPSA)	0		
7	Hope International	0		
8	NACOSA	0		
9	EDI	0		
10	Ezibayeni	0		
11	Unyezi	0		
12	Isikondlakondla	1	<div></div> 50.0%	
13	MatCH	0	<div></div>	
14	FPD	0		
15	AFSA	0		
16	TB/HIV Care Association	0		
17	DoE	1		
18	Mpilonhle	0		
19	Star for Life	0		
20	PrEP / Isisekelo Clinic (Mtubatuba, KwaMsane, Mobile Clinics)	0		
21	Thetha Nami Peer Navigator	0		
96	Other, specify	0		
98	Don't know	0		
Sysmiss		3062		
Warning: these figures indicate the number of cases found in the data file. They cannot be interpreted as summary statistics of the population of interest.				
# dm_org_mentor_oth: Please specify details of the other organization. Mentor Program				
Information	[Type= discrete] [Format=character] [Missing=*]			
Statistics [NW/ W]	[Valid=0 /-] [Invalid=0 /-]			
# dm_partic_socassets_prog: Did you participate in this service / program? Social Assets programs				
Information	[Type= discrete] [Format=numeric] [Range= 0-98] [Missing=*]			
Statistics [NW/ W]	[Valid=2390 /-] [Invalid=674 /-]			
Value	Label	Cases	Percentage	
0	No, I have never had it	0	<div></div>	
1	Yes	58		
2	No	2332		
3	Yes, but not sure about the exact age	0		
90	I am not sure	0		
93	Prefer not to answer	0		
95	Not had sex with this partner in the last 4 weeks	0		
97	N/A	0		
98	Don't know	0		

# dm_partic_socassets_prog: Did you participate in this service / program? Social Assets programs			
Value	Label	Cases	Percentage
Sysmiss		674	
Warning: these figures indicate the number of cases found in the data file. They cannot be interpreted as summary statistics of the population of interest.			
# dm_aware_socassets_prog: Are you aware of the following service / program? Social Assets programs			
Information	[Type= discrete] [Format=numeric] [Range= 0-98] [Missing=*]		
Statistics [NW/ W]	[Valid=2327 /-] [Invalid=737 /-]		
Value	Label	Cases	Percentage
0	No, I have never had it	0	
1	Yes	706	<div></div> 30.3%
2	No	1620	<div></div> 69.6%
3	Yes, but not sure about the exact age	0	
90	I am not sure	0	
93	Prefer not to answer	1	0.0%
95	Not had sex with this partner in the last 4 weeks	0	
97	N/A	0	
98	Don't know	0	
Sysmiss		737	
Warning: these figures indicate the number of cases found in the data file. They cannot be interpreted as summary statistics of the population of interest.			
# dm_partic_socassets_12mts: Did you participate in this service / program in the last 12 months? Social Asse			
Information	[Type= discrete] [Format=numeric] [Range= 0-98] [Missing=*]		
Statistics [NW/ W]	[Valid=58 /-] [Invalid=3006 /-]		
Value	Label	Cases	Percentage
0	No, I have never had it	0	
1	Yes	23	<div></div> 39.7%
2	No	35	<div></div> 60.3%
3	Yes, but not sure about the exact age	0	
90	I am not sure	0	
93	Prefer not to answer	0	
95	Not had sex with this partner in the last 4 weeks	0	
97	N/A	0	
98	Don't know	0	
Sysmiss		3006	
Warning: these figures indicate the number of cases found in the data file. They cannot be interpreted as summary statistics of the population of interest.			
# dm_socassets_wasdreams: Was this a DREAMS service / program? Social Assets programs			
Information	[Type= discrete] [Format=numeric] [Range= 0-98] [Missing=*]		
Statistics [NW/ W]	[Valid=23 /-] [Invalid=3041 /-]		
Value	Label	Cases	Percentage
0	No, I have never had it	0	
1	Yes	15	<div></div> 65.2%
2	No	8	<div></div> 34.8%
3	Yes, but not sure about the exact age	0	
90	I am not sure	0	
93	Prefer not to answer	0	
95	Not had sex with this partner in the last 4 weeks	0	

# dm_socassets_wasdreams: Was this a DREAMS service / program? Social Assets programs			
Value	Label	Cases	Percentage
97	N/A	0	
98	Don't know	0	
Sysmiss		3041	
Warning: these figures indicate the number of cases found in the data file. They cannot be interpreted as summary statistics of the population of interest.			
# dm_org_socassets_prog: Where / from which organisation was it provided? Social Assets programs			
Information	[Type= discrete] [Format=numeric] [Range= 1-98] [Missing=*]		
Statistics [NW/ W]	[Valid=23 /-] [Invalid=3041 /-]		
Value	Label	Cases	Percentage
1	DoH	1	<div><div></div></div> 4.3%
2	Private Doctor	0	
3	Pharmacy	0	
4	Africa Centre / AHRI	1	<div><div></div></div> 4.3%
5	FHI 360	0	
6	Humana People to People South Africa (HPPSA)	0	
7	Hope International	0	
8	NACOSA	0	
9	EDI	3	<div><div></div></div> 13.0%
10	Ezibayeni	0	
11	Unyezi	0	
12	Isikondlakondla	2	<div><div></div></div> 8.7%
13	MatCH	0	
14	FPD	0	
15	AFSA	0	
16	TB/HIV Care Association	0	
17	DoE	1	<div><div></div></div> 4.3%
18	Mpilonhle	1	<div><div></div></div> 4.3%
19	Star for Life	12	<div><div></div></div> 52.2%
20	PrEP / Isisekelo Clinic (Mtubatuba, KwaMsane, Mobile Clinics)	0	
21	Thetha Nami Peer Navigator	0	
96	Other, specify	1	<div><div></div></div> 4.3%
98	Don't know	1	<div><div></div></div> 4.3%
Sysmiss		3041	
Warning: these figures indicate the number of cases found in the data file. They cannot be interpreted as summary statistics of the population of interest.			
# dm_org_socassets_oth: Please specify details of the other organization. Social Assets programs			
Information	[Type= discrete] [Format=character] [Missing=*]		
Statistics [NW/ W]	[Valid=1 /-] [Invalid=0 /-]		
Value	Label	Cases	Percentage
EMPLOYER		1	<div><div></div></div> 100.0%
Warning: these figures indicate the number of cases found in the data file. They cannot be interpreted as summary statistics of the population of interest.			
# dm_partic_genorm_prog: Did you participate in this service / program? Gender norms			
Information	[Type= discrete] [Format=numeric] [Range= 0-98] [Missing=*]		
Statistics [NW/ W]	[Valid=2391 /-] [Invalid=673 /-]		

# dm_partic_genorm_prog: Did you participate in this service / program? Gender norms			
Value	Label	Cases	Percentage
0	No, I have never had it	0	
1	Yes	74	3.1%
2	No	2317	96.9%
3	Yes, but not sure about the exact age	0	
90	I am not sure	0	
93	Prefer not to answer	0	
95	Not had sex with this partner in the last 4 weeks	0	
97	N/A	0	
98	Don't know	0	
Sysmiss		673	
Warning: these figures indicate the number of cases found in the data file. They cannot be interpreted as summary statistics of the population of interest.			
# dm_aware_genorm_prog: Are you aware of the following service / program? Gender norms and Violence prev			
Information	[Type= discrete] [Format=numeric] [Range= 0-98] [Missing=*]		
Statistics [NW/ W]	[Valid=2316 /-] [Invalid=748 /-]		
Value	Label	Cases	Percentage
0	No, I have never had it	0	
1	Yes	725	31.3%
2	No	1591	68.7%
3	Yes, but not sure about the exact age	0	
90	I am not sure	0	
93	Prefer not to answer	0	
95	Not had sex with this partner in the last 4 weeks	0	
97	N/A	0	
98	Don't know	0	
Sysmiss		748	
Warning: these figures indicate the number of cases found in the data file. They cannot be interpreted as summary statistics of the population of interest.			
# dm_partic_genorm_12mts: Did you participate in this service / program in the last 12 months? Gender norm			
Information	[Type= discrete] [Format=numeric] [Range= 0-98] [Missing=*]		
Statistics [NW/ W]	[Valid=74 /-] [Invalid=2990 /-]		
Value	Label	Cases	Percentage
0	No, I have never had it	0	
1	Yes	22	29.7%
2	No	52	70.3%
3	Yes, but not sure about the exact age	0	
90	I am not sure	0	
93	Prefer not to answer	0	
95	Not had sex with this partner in the last 4 weeks	0	
97	N/A	0	
98	Don't know	0	
Sysmiss		2990	
Warning: these figures indicate the number of cases found in the data file. They cannot be interpreted as summary statistics of the population of interest.			
# dm_genorm_wasdreams: Was this a DREAMS service / program? Gender norms			
Information	[Type= discrete] [Format=numeric] [Range= 0-98] [Missing=*]		

# dm_genorm_wasdreams: Was this a DREAMS service / program? Gender norms			
Statistics [NW/ W]		[Valid=22 /-] [Invalid=3042 /-]	
Value	Label	Cases	Percentage
0	No, I have never had it	0	
1	Yes	16	<div></div> 72.7%
2	No	6	<div></div> 27.3%
3	Yes, but not sure about the exact age	0	
90	I am not sure	0	
93	Prefer not to answer	0	
95	Not had sex with this partner in the last 4 weeks	0	
97	N/A	0	
98	Don't know	0	
Sysmiss		3042	
Warning: these figures indicate the number of cases found in the data file. They cannot be interpreted as summary statistics of the population of interest.			
# dm_org_genorm_prog: Where / from which organisation was it provided? Gender norms			
Information		[Type= discrete] [Format=numeric] [Range= 1-98] [Missing=*]	
Statistics [NW/ W]		[Valid=22 /-] [Invalid=3042 /-]	
Value	Label	Cases	Percentage
1	DoH	2	<div></div> 9.1%
2	Private Doctor	0	
3	Pharmacy	0	
4	Africa Centre / AHRI	1	<div></div> 4.5%
5	FHI 360	0	
6	Humana People to People South Africa (HPPSA)	0	
7	Hope International	0	
8	NACOSA	0	
9	EDI	2	<div></div> 9.1%
10	Ezibayeni	0	
11	Unyezi	0	
12	Isikondlakondla	0	
13	MatCH	0	
14	FPD	0	
15	AFSA	0	
16	TB/HIV Care Association	0	
17	DoE	2	<div></div> 9.1%
18	Mpilonhle	1	<div></div> 4.5%
19	Star for Life	13	<div></div> 59.1%
20	PrEP / Isisekelo Clinic (Mtubatuba, KwaMsane, Mobile Clinics)	0	
21	Thetha Nami Peer Navigator	0	
96	Other, specify	0	
98	Don't know	1	<div></div> 4.5%
Sysmiss		3042	
Warning: these figures indicate the number of cases found in the data file. They cannot be interpreted as summary statistics of the population of interest.			
# dm_org_genorm_oth: Please specify details of the other organization. Gender norms			
Information		[Type= discrete] [Format=character] [Missing=*]	
Statistics [NW/ W]		[Valid=0 /-] [Invalid=0 /-]	

# dm_partic_finserv_prog: Did you participate in this service / program? Violence prevention			
Information	[Type= discrete] [Format=numeric] [Range= 0-98] [Missing=*]		
Statistics [NW/ W]	[Valid=2391 /-] [Invalid=673 /-]		
Value	Label	Cases	Percentage
0	No, I have never had it	0	
1	Yes	209	<div><div></div></div> 8.7%
2	No	2182	<div><div></div></div> 91.3%
3	Yes, but not sure about the exact age	0	
90	I am not sure	0	
93	Prefer not to answer	0	
95	Not had sex with this partner in the last 4 weeks	0	
97	N/A	0	
98	Don't know	0	
Sysmiss		673	
Warning: these figures indicate the number of cases found in the data file. They cannot be interpreted as summary statistics of the population of interest.			
# dm_aware_finserv_prog: Are you aware of the following service / program? Violence prevention education			
Information	[Type= discrete] [Format=numeric] [Range= 0-98] [Missing=*]		
Statistics [NW/ W]	[Valid=2181 /-] [Invalid=883 /-]		
Value	Label	Cases	Percentage
0	No, I have never had it	0	
1	Yes	908	<div><div></div></div> 41.6%
2	No	1273	<div><div></div></div> 58.4%
3	Yes, but not sure about the exact age	0	
90	I am not sure	0	
93	Prefer not to answer	0	
95	Not had sex with this partner in the last 4 weeks	0	
97	N/A	0	
98	Don't know	0	
Sysmiss		883	
Warning: these figures indicate the number of cases found in the data file. They cannot be interpreted as summary statistics of the population of interest.			
# dm_partic_finserv_12mts: Did you participate in this service / program in the last 12 months? Violence pr			
Information	[Type= discrete] [Format=numeric] [Range= 0-98] [Missing=*]		
Statistics [NW/ W]	[Valid=208 /-] [Invalid=2856 /-]		
Value	Label	Cases	Percentage
0	No, I have never had it	0	
1	Yes	152	<div><div></div></div> 73.1%
2	No	56	<div><div></div></div> 26.9%
3	Yes, but not sure about the exact age	0	
90	I am not sure	0	
93	Prefer not to answer	0	
95	Not had sex with this partner in the last 4 weeks	0	
97	N/A	0	
98	Don't know	0	
Sysmiss		2856	
Warning: these figures indicate the number of cases found in the data file. They cannot be interpreted as summary statistics of the population of interest.			

# dm_finserv_wasdreams: Was this a DREAMS service / program? Violence prevention			
Information	[Type= discrete] [Format=numeric] [Range= 0-98] [Missing=*]		
Statistics [NW/ W]	[Valid=152 /-] [Invalid=2912 /-]		
Value	Label	Cases	Percentage
0	No, I have never had it	0	
1	Yes	142	93.4%
2	No	10	6.6%
3	Yes, but not sure about the exact age	0	
90	I am not sure	0	
93	Prefer not to answer	0	
95	Not had sex with this partner in the last 4 weeks	0	
97	N/A	0	
98	Don't know	0	
Sysmiss		2912	
Warning: these figures indicate the number of cases found in the data file. They cannot be interpreted as summary statistics of the population of interest.			
# dm_org_finserv_prog: Where / from which organisation was it provided? Violence prevention			
Information	[Type= discrete] [Format=numeric] [Range= 1-98] [Missing=*]		
Statistics [NW/ W]	[Valid=152 /-] [Invalid=2912 /-]		
Value	Label	Cases	Percentage
1	DoH	21	13.8%
2	Private Doctor	0	
3	Pharmacy	0	
4	Africa Centre / AHRI	1	0.7%
5	FHI 360	0	
6	Humana People to People South Africa (HPPSA)	0	
7	Hope International	0	
8	NACOSA	0	
9	EDI	2	1.3%
10	Ezibayeni	0	
11	Unyezi	0	
12	Isikondlakondla	0	
13	MatCH	0	
14	FPD	0	
15	AFSA	0	
16	TB/HIV Care Association	0	
17	DoE	6	3.9%
18	Mpilonhle	1	0.7%
19	Star for Life	11	7.2%
20	PrEP / Isisekelo Clinic (Mtubatuba, KwaMsane, Mobile Clinics)	0	
21	Thetha Nami Peer Navigator	0	
96	Other, specify	108	71.1%
98	Don't know	2	1.3%
Sysmiss		2912	
Warning: these figures indicate the number of cases found in the data file. They cannot be interpreted as summary statistics of the population of interest.			
# dm_org_finserv_oth: Please specify details of the other organization. Violence prevention			
Information	[Type= discrete] [Format=character] [Missing=*]		

# dm_org_finserv_oth: Please specify details of the other organization. Violence prevention			
Statistics [NW/ W]		[Valid=108 /-] [Invalid=0 /-]	
# dm_partic_finskill_prog: Did you participate in this service / program? Financial literacy			
Information		[Type= discrete] [Format=numeric] [Range= 0-98] [Missing=*]	
Statistics [NW/ W]		[Valid=2388 /-] [Invalid=676 /-]	
Value	Label	Cases	Percentage
0	No, I have never had it	0	
1	Yes	305	<div><div></div></div> 12.8%
2	No	2083	<div><div></div></div> 87.2%
3	Yes, but not sure about the exact age	0	
90	I am not sure	0	
93	Prefer not to answer	0	
95	Not had sex with this partner in the last 4 weeks	0	
97	N/A	0	
98	Don't know	0	
Sysmiss		676	
Warning: these figures indicate the number of cases found in the data file. They cannot be interpreted as summary statistics of the population of interest.			
# dm_aware_finskill_prog: Are you aware of the following service / program? Financial literacy training			
Information		[Type= discrete] [Format=numeric] [Range= 0-98] [Missing=*]	
Statistics [NW/ W]		[Valid=2079 /-] [Invalid=985 /-]	
Value	Label	Cases	Percentage
0	No, I have never had it	0	
1	Yes	964	<div><div></div></div> 46.4%
2	No	1115	<div><div></div></div> 53.6%
3	Yes, but not sure about the exact age	0	
90	I am not sure	0	
93	Prefer not to answer	0	
95	Not had sex with this partner in the last 4 weeks	0	
97	N/A	0	
98	Don't know	0	
Sysmiss		985	
Warning: these figures indicate the number of cases found in the data file. They cannot be interpreted as summary statistics of the population of interest.			
# dm_partic_finskill_12mts: Did you participate in this service / program in the last 12 months? Financial l			
Information		[Type= discrete] [Format=numeric] [Range= 0-98] [Missing=*]	
Statistics [NW/ W]		[Valid=305 /-] [Invalid=2759 /-]	
Value	Label	Cases	Percentage
0	No, I have never had it	0	
1	Yes	203	<div><div></div></div> 66.6%
2	No	102	<div><div></div></div> 33.4%
3	Yes, but not sure about the exact age	0	
90	I am not sure	0	
93	Prefer not to answer	0	
95	Not had sex with this partner in the last 4 weeks	0	
97	N/A	0	
98	Don't know	0	

# dm_partic_finskill_12mts: Did you participate in this service / program in the last 12 months? Financial I			
Value	Label	Cases	Percentage
Sysmiss		2759	
Warning: these figures indicate the number of cases found in the data file. They cannot be interpreted as summary statistics of the population of interest.			
# dm_finskill_wasdreams: Was this a DREAMS service / program? Financial literacy			
Information	[Type= discrete] [Format=numeric] [Range= 0-98] [Missing=*]		
Statistics [NW/ W]	[Valid=203 /-] [Invalid=2861 /-]		
Value	Label	Cases	Percentage
0	No, I have never had it	0	
1	Yes	86	42.4%
2	No	117	57.6%
3	Yes, but not sure about the exact age	0	
90	I am not sure	0	
93	Prefer not to answer	0	
95	Not had sex with this partner in the last 4 weeks	0	
97	N/A	0	
98	Don't know	0	
Sysmiss		2861	
Warning: these figures indicate the number of cases found in the data file. They cannot be interpreted as summary statistics of the population of interest.			
# dm_org_finskill_prog: Where / from which organisation was it provided? Financial literacy			
Information	[Type= discrete] [Format=numeric] [Range= 1-98] [Missing=*]		
Statistics [NW/ W]	[Valid=203 /-] [Invalid=2861 /-]		
Value	Label	Cases	Percentage
1	DoH	6	3.0%
2	Private Doctor	0	
3	Pharmacy	0	
4	Africa Centre / AHRI	0	
5	FHI 360	0	
6	Humana People to People South Africa (HPPSA)	0	
7	Hope International	0	
8	NACOSA	0	
9	EDI	2	1.0%
10	Ezibayeni	0	
11	Unyezi	0	
12	Isikondlakondla	3	1.5%
13	MatCH	0	
14	FPD	0	
15	AFSA	0	
16	TB/HIV Care Association	0	
17	DoE	176	86.7%
18	Mpilonhle	0	
19	Star for Life	4	2.0%
20	PrEP / Isisekelo Clinic (Mtubatuba, KwaMsane, Mobile Clinics)	0	
21	Thetha Nami Peer Navigator	0	
96	Other, specify	10	4.9%
98	Don't know	2	1.0%

# dm_org_finskill_prog: Where / from which organisation was it provided? Financial literacy			
Value	Label	Cases	Percentage
Sysmiss		2861	
Warning: these figures indicate the number of cases found in the data file. They cannot be interpreted as summary statistics of the population of interest.			
# dm_org_finskill_oth: Please specify details of the other organization. Financial literacy			
Information	[Type= discrete] [Format=character] [Missing=*]		
Statistics [NW/ W]	[Valid=10 /-] [Invalid=0 /-]		
# dm_partic_parentcare_prog: Did you participate in this service / program? Local program for caregiving			
Information	[Type= discrete] [Format=numeric] [Range= 0-98] [Missing=*]		
Statistics [NW/ W]	[Valid=2390 /-] [Invalid=674 /-]		
Value	Label	Cases	Percentage
0	No, I have never had it	0	
1	Yes	645	<div><div></div></div> 27.0%
2	No	1745	<div><div></div></div> 73.0%
3	Yes, but not sure about the exact age	0	
90	I am not sure	0	
93	Prefer not to answer	0	
95	Not had sex with this partner in the last 4 weeks	0	
97	N/A	0	
98	Don't know	0	
Sysmiss		674	
Warning: these figures indicate the number of cases found in the data file. They cannot be interpreted as summary statistics of the population of interest.			
# dm_aware_parentcare_prog: Are you aware of the following service / program? Local program for caregiving			
Information	[Type= discrete] [Format=numeric] [Range= 0-98] [Missing=*]		
Statistics [NW/ W]	[Valid=1736 /-] [Invalid=1328 /-]		
Value	Label	Cases	Percentage
0	No, I have never had it	0	
1	Yes	631	<div><div></div></div> 36.3%
2	No	1105	<div><div></div></div> 63.7%
3	Yes, but not sure about the exact age	0	
90	I am not sure	0	
93	Prefer not to answer	0	
95	Not had sex with this partner in the last 4 weeks	0	
97	N/A	0	
98	Don't know	0	
Sysmiss		1328	
Warning: these figures indicate the number of cases found in the data file. They cannot be interpreted as summary statistics of the population of interest.			
# dm_partic_parentcare_12mts: Did you participate in this service / program in the last 12 months? Local progr			
Information	[Type= discrete] [Format=numeric] [Range= 0-98] [Missing=*]		
Statistics [NW/ W]	[Valid=644 /-] [Invalid=2420 /-]		
Value	Label	Cases	Percentage
0	No, I have never had it	0	
1	Yes	507	<div><div></div></div> 78.7%
2	No	137	<div><div></div></div> 21.3%

# dm_partic_parentcare_12mts: Did you participate in this service / program in the last 12 months? Local progr			
Value	Label	Cases	Percentage
3	Yes, but not sure about the exact age	0	
90	I am not sure	0	
93	Prefer not to answer	0	
95	Not had sex with this partner in the last 4 weeks	0	
97	N/A	0	
98	Don't know	0	
Sysmiss		2420	
Warning: these figures indicate the number of cases found in the data file. They cannot be interpreted as summary statistics of the population of interest.			
# dm_parentcare_wasdreams: Was this a DREAMS service / program? Local program for caregiving			
Information	[Type= discrete] [Format=numeric] [Range= 0-98] [Missing=*]		
Statistics [NW/ W]	[Valid=507 /-] [Invalid=2557 /-]		
Value	Label	Cases	Percentage
0	No, I have never had it	0	
1	Yes	391	77.1%
2	No	116	22.9%
3	Yes, but not sure about the exact age	0	
90	I am not sure	0	
93	Prefer not to answer	0	
95	Not had sex with this partner in the last 4 weeks	0	
97	N/A	0	
98	Don't know	0	
Sysmiss		2557	
Warning: these figures indicate the number of cases found in the data file. They cannot be interpreted as summary statistics of the population of interest.			
# dm_org_parentcare_prog: Where / from which organisation was it provided? Local program for caregiving			
Information	[Type= discrete] [Format=numeric] [Range= 1-98] [Missing=*]		
Statistics [NW/ W]	[Valid=507 /-] [Invalid=2557 /-]		
Value	Label	Cases	Percentage
1	DoH	9	1.8%
2	Private Doctor	0	
3	Pharmacy	0	
4	Africa Centre / AHRI	5	1.0%
5	FHI 360	0	
6	Humana People to People South Africa (HPPSA)	139	27.4%
7	Hope International	0	
8	NACOSA	0	
9	EDI	3	0.6%
10	Ezibayeni	0	
11	Unyezi	0	
12	Isikondlakondla	4	0.8%
13	MatCH	1	0.2%
14	FPD	0	
15	AFSA	0	
16	TB/HIV Care Association	0	
17	DoE	245	48.3%

# dm_org_parentcare_prog: Where / from which organisation was it provided? Local program for caregiving			
Value	Label	Cases	Percentage
18	Mpilonhle	0	
19	Star for Life	18	<div><div></div></div> 3.6%
20	PrEP / Isisekelo Clinic (Mtubatuba, KwaMsane, Mobile Clinics)	0	
21	Thetha Nami Peer Navigator	0	
96	Other, specify	80	<div><div></div></div> 15.8%
98	Don't know	3	<div><div></div></div> 0.6%
Sysmiss		2557	
Warning: these figures indicate the number of cases found in the data file. They cannot be interpreted as summary statistics of the population of interest.			
# dm_org_parentcare_oth: Please specify details of the other organization. Local program for caregiving			
Information	[Type= discrete] [Format=character] [Missing=*]		
Statistics [NW/ W]	[Valid=80 /-] [Invalid=0 /-]		
# dm_partic_schooledu_prog: Did you participate in this service / program? HIV education			
Information	[Type= discrete] [Format=numeric] [Range= 0-98] [Missing=*]		
Statistics [NW/ W]	[Valid=1128 /-] [Invalid=1936 /-]		
Value	Label	Cases	Percentage
0	No, I have never had it	0	
1	Yes	956	<div><div></div></div> 84.8%
2	No	172	<div><div></div></div> 15.2%
3	Yes, but not sure about the exact age	0	
90	I am not sure	0	
93	Prefer not to answer	0	
95	Not had sex with this partner in the last 4 weeks	0	
97	N/A	0	
98	Don't know	0	
Sysmiss		1936	
Warning: these figures indicate the number of cases found in the data file. They cannot be interpreted as summary statistics of the population of interest.			
# dm_aware_schooledu_prog: Are you aware of the following service / program? HIV education or Life skills			
Information	[Type= discrete] [Format=numeric] [Range= 0-98] [Missing=*]		
Statistics [NW/ W]	[Valid=171 /-] [Invalid=2893 /-]		
Value	Label	Cases	Percentage
0	No, I have never had it	0	
1	Yes	139	<div><div></div></div> 81.3%
2	No	32	<div><div></div></div> 18.7%
3	Yes, but not sure about the exact age	0	
90	I am not sure	0	
93	Prefer not to answer	0	
95	Not had sex with this partner in the last 4 weeks	0	
97	N/A	0	
98	Don't know	0	
Sysmiss		2893	
Warning: these figures indicate the number of cases found in the data file. They cannot be interpreted as summary statistics of the population of interest.			
# dm_partic_schooledu_12mts: Did you participate in this service / program in the last 12 months? HIV educati			
Information	[Type= discrete] [Format=numeric] [Range= 0-98] [Missing=*]		

# dm_partic_schooledu_12mts: Did you participate in this service / program in the last 12 months? HIV educati			
Statistics [NW/ W]		[Valid=953 /-] [Invalid=2111 /-]	
Value	Label	Cases	Percentage
0	No, I have never had it	0	
1	Yes	870	<div><div></div></div> 91.3%
2	No	83	<div><div></div></div> 8.7%
3	Yes, but not sure about the exact age	0	
90	I am not sure	0	
93	Prefer not to answer	0	
95	Not had sex with this partner in the last 4 weeks	0	
97	N/A	0	
98	Don't know	0	
Sysmiss		2111	
Warning: these figures indicate the number of cases found in the data file. They cannot be interpreted as summary statistics of the population of interest.			
# dm_schooledu_wasdreams: Was this a DREAMS service / program? HIV education			
Information		[Type= discrete] [Format=numeric] [Range= 0-98] [Missing=*]	
Statistics [NW/ W]		[Valid=870 /-] [Invalid=2194 /-]	
Value	Label	Cases	Percentage
0	No, I have never had it	0	
1	Yes	363	<div><div></div></div> 41.7%
2	No	503	<div><div></div></div> 57.8%
3	Yes, but not sure about the exact age	0	
90	I am not sure	0	
93	Prefer not to answer	0	
95	Not had sex with this partner in the last 4 weeks	0	
97	N/A	0	
98	Don't know	4	<div><div></div></div> 0.5%
Sysmiss		2194	
Warning: these figures indicate the number of cases found in the data file. They cannot be interpreted as summary statistics of the population of interest.			
# dm_org_schooledu_prog: Where / from which organisation was it provided? HIV education			
Information		[Type= discrete] [Format=numeric] [Range= 1-98] [Missing=*]	
Statistics [NW/ W]		[Valid=864 /-] [Invalid=2200 /-]	
Value	Label	Cases	Percentage
1	DoH	51	<div><div></div></div> 5.9%
2	Private Doctor	1	<div><div></div></div> 0.1%
3	Pharmacy	0	
4	Africa Centre / AHRI	32	<div><div></div></div> 3.7%
5	FHI 360	0	
6	Humana People to People South Africa (HPPSA)	3	<div><div></div></div> 0.3%
7	Hope International	0	
8	NACOSA	0	
9	EDI	1	<div><div></div></div> 0.1%
10	Ezibayeni	0	
11	Unyezi	0	
12	Isikondlakondla	1	<div><div></div></div> 0.1%

# dm_org_schooledu_prog: Where / from which organisation was it provided? HIV education			
Value	Label	Cases	Percentage
13	MatCH	0	
14	FPD	0	
15	AFSA	0	
16	TB/HIV Care Association	0	
17	DoE	732	<div><div></div></div> 84.7%
18	Mpilonhle	12	<div><div></div></div> 1.4%
19	Star for Life	23	<div><div></div></div> 2.7%
20	PrEP / Isisekelo Clinic (Mtubatuba, KwaMsane, Mobile Clinics)	0	
21	Thetha Nami Peer Navigator	0	
96	Other, specify	4	<div><div></div></div> 0.5%
98	Don't know	4	<div><div></div></div> 0.5%
Sysmiss		2200	
Warning: these figures indicate the number of cases found in the data file. They cannot be interpreted as summary statistics of the population of interest.			
# dm_org_schooledu_oth: Please specify details of the other organization. HIV education			
Information	[Type= discrete] [Format=character] [Missing=*]		
Statistics [NW/ W]	[Valid=4 /-] [Invalid=0 /-]		
# dr_lead_ques_programs2: I am going to ask you questions about the different types of HIV testing program			
Information	[Type= discrete] [Format=numeric] [Range= 0-98] [Missing=*]		
Statistics [NW/ W]	[Valid=2388 /-] [Invalid=676 /-]		
Value	Label	Cases	Percentage
0	No, I have never had it	0	
1	Yes	2195	<div><div></div></div> 91.9%
2	No	182	<div><div></div></div> 7.6%
3	Yes, but not sure about the exact age	0	
90	I am not sure	0	
93	Prefer not to answer	8	<div><div></div></div> 0.3%
95	Not had sex with this partner in the last 4 weeks	0	
97	N/A	0	
98	Don't know	3	<div><div></div></div> 0.1%
Sysmiss		676	
Warning: these figures indicate the number of cases found in the data file. They cannot be interpreted as summary statistics of the population of interest.			
# dm_partic_facibase_prog: Did you participate in this service / program? Facility based (PITC, VTC): where			
Information	[Type= discrete] [Format=numeric] [Range= 0-98] [Missing=*]		
Statistics [NW/ W]	[Valid=2394 /-] [Invalid=670 /-]		
Value	Label	Cases	Percentage
0	No, I have never had it	0	
1	Yes	1637	<div><div></div></div> 68.4%
2	No	757	<div><div></div></div> 31.6%
3	Yes, but not sure about the exact age	0	
90	I am not sure	0	
93	Prefer not to answer	0	
95	Not had sex with this partner in the last 4 weeks	0	
97	N/A	0	

# dm_partic_facibase_prog: Did you participate in this service / program? Facility based (PITC, VTC): where			
Value	Label	Cases	Percentage
98	Don't know	0	
Sysmiss		670	
Warning: these figures indicate the number of cases found in the data file. They cannot be interpreted as summary statistics of the population of interest.			
# dm_aware_facibase_prog: Are you aware of the following service / program? Facility based (PITC, VTC): wh			
Information	[Type= discrete] [Format=numeric] [Range= 0-98] [Missing=*]		
Statistics [NW/ W]	[Valid=752 /-] [Invalid=2312 /-]		
Value	Label	Cases	Percentage
0	No, I have never had it	0	
1	Yes	721	<div><div></div></div> 95.9%
2	No	31	<div><div></div></div> 4.1%
3	Yes, but not sure about the exact age	0	
90	I am not sure	0	
93	Prefer not to answer	0	
95	Not had sex with this partner in the last 4 weeks	0	
97	N/A	0	
98	Don't know	0	
Sysmiss		2312	
Warning: these figures indicate the number of cases found in the data file. They cannot be interpreted as summary statistics of the population of interest.			
# dm_partic_facibase_12mts: Did you participate in this service / program in the last 12 months? Facility ba			
Information	[Type= discrete] [Format=numeric] [Range= 0-98] [Missing=*]		
Statistics [NW/ W]	[Valid=1633 /-] [Invalid=1431 /-]		
Value	Label	Cases	Percentage
0	No, I have never had it	0	
1	Yes	1085	<div><div></div></div> 66.4%
2	No	547	<div><div></div></div> 33.5%
3	Yes, but not sure about the exact age	0	
90	I am not sure	0	
93	Prefer not to answer	0	
95	Not had sex with this partner in the last 4 weeks	0	
97	N/A	0	
98	Don't know	1	<div><div></div></div> 0.1%
Sysmiss		1431	
Warning: these figures indicate the number of cases found in the data file. They cannot be interpreted as summary statistics of the population of interest.			
# dm_facibase_wasdreams: Was this a DREAMS service / program? Facility based (PITC, VTC): where testing w			
Information	[Type= discrete] [Format=numeric] [Range= 0-98] [Missing=*]		
Statistics [NW/ W]	[Valid=1086 /-] [Invalid=1978 /-]		
Value	Label	Cases	Percentage
0	No, I have never had it	0	
1	Yes	547	<div><div></div></div> 50.4%
2	No	539	<div><div></div></div> 49.6%
3	Yes, but not sure about the exact age	0	
90	I am not sure	0	
93	Prefer not to answer	0	

# dm_facbase_wasdreams: Was this a DREAMS service / program? Facility based (PITC, VTC): where testing w				
Value	Label	Cases	Percentage	
95	Not had sex with this partner in the last 4 weeks	0		
97	N/A	0		
98	Don't know	0		
Sysmiss		1978		
Warning: these figures indicate the number of cases found in the data file. They cannot be interpreted as summary statistics of the population of interest.				
# dm_org_facbase_prog: Where / from which organisation was it provided? Facility based (PITC, VTC): whe				
Information	[Type= discrete] [Format=numeric] [Range= 1-98] [Missing=*]			
Statistics [NW/ W]	[Valid=1087 /-] [Invalid=1977 /-]			
Value	Label	Cases	Percentage	
1	DoH	925	<div></div> 85.1%	
2	Private Doctor	8	<div></div> 0.7%	
3	Pharmacy	0		
4	Africa Centre / AHRI	95		
5	FHI 360	0		
6	Humana People to People South Africa (HPPSA)	0		
7	Hope International	0		
8	NACOSA	0		
9	EDI	0		
10	Ezibayeni	0		
11	Unyezi	0		
12	Isikondlakondla	0		
13	MatCH	0		
14	FPD	0		
15	AFSA	0		
16	TB/HIV Care Association	0		
17	DoE	53		<div></div> 4.9%
18	Mpilonhle	3		<div></div> 0.3%
19	Star for Life	0		
20	PrEP / Isisekelo Clinic (Mtubatuba, KwaMsane, Mobile Clinics)	0		
21	Thetha Nami Peer Navigator	0		
96	Other, specify	3		<div></div> 0.3%
98	Don't know	0		
Sysmiss		1977		
Warning: these figures indicate the number of cases found in the data file. They cannot be interpreted as summary statistics of the population of interest.				
# dm_org_facbase_oth: Please specify details of the other organization. Facility based (PITC, VTC): wh				
Information	[Type= discrete] [Format=character] [Missing=*]			
Statistics [NW/ W]	[Valid=3 /-] [Invalid=0 /-]			
# dm_partic_hivtest_prog: Did you participate in this service / program? Facility based HIV testing				
Information	[Type= discrete] [Format=numeric] [Range= 0-98] [Missing=*]			
Statistics [NW/ W]	[Valid=2388 /-] [Invalid=676 /-]			
Value	Label	Cases	Percentage	
0	No, I have never had it	0	<div></div> 56.4%	
1	Yes	1347		

# dm_partic_hivtest_prog: Did you participate in this service / program? Facility based HIV testing			
Value	Label	Cases	Percentage
2	No	1041	<div></div> 43.6%
3	Yes, but not sure about the exact age	0	
90	I am not sure	0	
93	Prefer not to answer	0	
95	Not had sex with this partner in the last 4 weeks	0	
97	N/A	0	
98	Don't know	0	
Sysmiss		676	
Warning: these figures indicate the number of cases found in the data file. They cannot be interpreted as summary statistics of the population of interest.			
# dm_aware_hivtest_prog: Are you aware of the following service / program? Facility based HIV testing			
Information	[Type= discrete] [Format=numeric] [Range= 0-98] [Missing=*]		
Statistics [NW/ W]	[Valid=1036 /-] [Invalid=2028 /-]		
Value	Label	Cases	Percentage
0	No, I have never had it	0	
1	Yes	934	<div></div> 90.2%
2	No	102	<div></div> 9.8%
3	Yes, but not sure about the exact age	0	
90	I am not sure	0	
93	Prefer not to answer	0	
95	Not had sex with this partner in the last 4 weeks	0	
97	N/A	0	
98	Don't know	0	
Sysmiss		2028	
Warning: these figures indicate the number of cases found in the data file. They cannot be interpreted as summary statistics of the population of interest.			

# dm_partic_hivtest_12mts: Did you participate in this service / program in the last 12 months? Facility ba			
Information	[Type= discrete] [Format=numeric] [Range= 0-98] [Missing=*]		
Statistics [NW/ W]	[Valid=1346 /-] [Invalid=1718 /-]		
Value	Label	Cases	Percentage
0	No, I have never had it	0	
1	Yes	1059	78.7%
2	No	286	21.2%
3	Yes, but not sure about the exact age	0	
90	I am not sure	0	
93	Prefer not to answer	0	
95	Not had sex with this partner in the last 4 weeks	0	
97	N/A	0	
98	Don't know	1	0.1%
Sysmiss		1718	
Warning: these figures indicate the number of cases found in the data file. They cannot be interpreted as summary statistics of the population of interest.			
# dm_hivtest_wasdreams: Was this a DREAMS service / program? Facility based HIV testing			
Information	[Type= discrete] [Format=numeric] [Range= 0-98] [Missing=*]		
Statistics [NW/ W]	[Valid=1059 /-] [Invalid=2005 /-]		
Value	Label	Cases	Percentage
0	No, I have never had it	0	
1	Yes	497	46.9%
2	No	562	53.1%
3	Yes, but not sure about the exact age	0	
90	I am not sure	0	
93	Prefer not to answer	0	
95	Not had sex with this partner in the last 4 weeks	0	
97	N/A	0	
98	Don't know	0	
Sysmiss		2005	
Warning: these figures indicate the number of cases found in the data file. They cannot be interpreted as summary statistics of the population of interest.			
# dm_org_hivtest_prog: Where / from which organisation was it provided? Facility based HIV testing			
Information	[Type= discrete] [Format=numeric] [Range= 1-98] [Missing=*]		
Statistics [NW/ W]	[Valid=1057 /-] [Invalid=2007 /-]		
Value	Label	Cases	Percentage
1	DoH	87	8.2%
2	Private Doctor	2	0.2%
3	Pharmacy	0	
4	Africa Centre / AHRI	910	86.1%
5	FHI 360	4	0.4%
6	Humana People to People South Africa (HPPSA)	3	0.3%
7	Hope International	0	
8	NACOSA	0	
9	EDI	2	0.2%
10	Ezibayeni	0	
11	Unyezi	0	

# dm_org_hivtest_prog: Where / from which organisation was it provided? Facility based HIV testing			
Value	Label	Cases	Percentage
12	Isikondlakondla	0	
13	MatCH	0	
14	FPD	0	
15	AFSA	0	
16	TB/HIV Care Association	1	0.1%
17	DoE	12	1.1%
18	Mpilonhle	13	1.2%
19	Star for Life	0	
20	PrEP / Isisekelo Clinic (Mtubatuba, KwaMsane, Mobile Clinics)	0	
21	Thetha Nami Peer Navigator	0	
96	Other, specify	14	1.3%
98	Don't know	9	0.9%
Sysmiss		2007	
Warning: these figures indicate the number of cases found in the data file. They cannot be interpreted as summary statistics of the population of interest.			
# dm_org_hivtest_oth: Please specify details of the other organization. Facility based HIV testing			
Information	[Type= discrete] [Format=character] [Missing=*]		
Statistics [NW/ W]	[Valid=14 /-] [Invalid=0 /-]		
# dm_partic_partest_prog: Did you participate in this service / program? Partner testing			
Information	[Type= discrete] [Format=numeric] [Range= 0-98] [Missing=*]		
Statistics [NW/ W]	[Valid=2391 /-] [Invalid=673 /-]		
Value	Label	Cases	Percentage
0	No, I have never had it	0	
1	Yes	246	10.3%
2	No	2144	89.7%
3	Yes, but not sure about the exact age	0	
90	I am not sure	0	
93	Prefer not to answer	1	0.0%
95	Not had sex with this partner in the last 4 weeks	0	
97	N/A	0	
98	Don't know	0	
Sysmiss		673	
Warning: these figures indicate the number of cases found in the data file. They cannot be interpreted as summary statistics of the population of interest.			
# dm_aware_partest_prog: Are you aware of the following service / program? Partner testing			
Information	[Type= discrete] [Format=numeric] [Range= 0-98] [Missing=*]		
Statistics [NW/ W]	[Valid=2138 /-] [Invalid=926 /-]		
Value	Label	Cases	Percentage
0	No, I have never had it	0	
1	Yes	1503	70.3%
2	No	632	29.6%
3	Yes, but not sure about the exact age	0	
90	I am not sure	0	
93	Prefer not to answer	0	
95	Not had sex with this partner in the last 4 weeks	0	

# dm_aware_partest_prog: Are you aware of the following service / program? Partner testing			
Value	Label	Cases	Percentage
97	N/A	0	
98	Don't know	3	0.1%
Sysmiss		926	
Warning: these figures indicate the number of cases found in the data file. They cannot be interpreted as summary statistics of the population of interest.			
# dm_partic_partest_12mts: Did you participate in this service / program in the last 12 months? Partner tes			
Information	[Type= discrete] [Format=numeric] [Range= 0-98] [Missing=*]		
Statistics [NW/ W]	[Valid=246 -/] [Invalid=2818 -/]		
Value	Label	Cases	Percentage
0	No, I have never had it	0	
1	Yes	173	70.3%
2	No	73	29.7%
3	Yes, but not sure about the exact age	0	
90	I am not sure	0	
93	Prefer not to answer	0	
95	Not had sex with this partner in the last 4 weeks	0	
97	N/A	0	
98	Don't know	0	
Sysmiss		2818	
Warning: these figures indicate the number of cases found in the data file. They cannot be interpreted as summary statistics of the population of interest.			
# dm_partest_wasdreams: Was this a DREAMS service / program? Partner testing			
Information	[Type= discrete] [Format=numeric] [Range= 0-98] [Missing=*]		
Statistics [NW/ W]	[Valid=173 -/] [Invalid=2891 -/]		
Value	Label	Cases	Percentage
0	No, I have never had it	0	
1	Yes	85	49.1%
2	No	88	50.9%
3	Yes, but not sure about the exact age	0	
90	I am not sure	0	
93	Prefer not to answer	0	
95	Not had sex with this partner in the last 4 weeks	0	
97	N/A	0	
98	Don't know	0	
Sysmiss		2891	
Warning: these figures indicate the number of cases found in the data file. They cannot be interpreted as summary statistics of the population of interest.			
# dm_org_partest_prog: Where / from which organisation was it provided? Partner testing			
Information	[Type= discrete] [Format=numeric] [Range= 1-98] [Missing=*]		
Statistics [NW/ W]	[Valid=173 -/] [Invalid=2891 -/]		
Value	Label	Cases	Percentage
1	DoH	136	78.6%
2	Private Doctor	2	1.2%
3	Pharmacy	1	0.6%
4	Africa Centre / AHRI	25	14.5%
5	FHI 360	0	

# dm_org_partest_prog: Where / from which organisation was it provided? Partner testing			
Value	Label	Cases	Percentage
6	Humana People to People South Africa (HPPSA)	0	
7	Hope International	0	
8	NACOSA	0	
9	EDI	0	
10	Ezibayeni	0	
11	Unyezi	0	
12	Isikondlakondla	0	
13	MatCH	0	
14	FPD	0	
15	AFSA	0	
16	TB/HIV Care Association	0	
17	DoE	8	4.6%
18	Mpilonhle	0	
19	Star for Life	0	
20	PrEP / Isisekelo Clinic (Mtubatuba, KwaMsane, Mobile Clinics)	0	
21	Thetha Nami Peer Navigator	0	
96	Other, specify	1	0.6%
98	Don't know	0	
Sysmiss		2891	
Warning: these figures indicate the number of cases found in the data file. They cannot be interpreted as summary statistics of the population of interest.			
# dm_org_partest_oth: Please specify details of the other organization. Partner testing			
Information	[Type= discrete] [Format=character] [Missing=*]		
Statistics [NW/ W]	[Valid=1 /-] [Invalid=0 /-]		
Value	Label	Cases	Percentage
Self test		1	100.0%
Warning: these figures indicate the number of cases found in the data file. They cannot be interpreted as summary statistics of the population of interest.			
# dm_partic_selftest_prog: Did you participate in this service / program? HIV Self testing			
Information	[Type= discrete] [Format=numeric] [Range= 0-98] [Missing=*]		
Statistics [NW/ W]	[Valid=2395 /-] [Invalid=669 /-]		
Value	Label	Cases	Percentage
0	No, I have never had it	0	
1	Yes	130	5.4%
2	No	2265	94.6%
3	Yes, but not sure about the exact age	0	
90	I am not sure	0	
93	Prefer not to answer	0	
95	Not had sex with this partner in the last 4 weeks	0	
97	N/A	0	
98	Don't know	0	
Sysmiss		669	
Warning: these figures indicate the number of cases found in the data file. They cannot be interpreted as summary statistics of the population of interest.			
# dm_aware_selftest_prog: Are you aware of the following service / program? HIV Self testing			
Information	[Type= discrete] [Format=numeric] [Range= 0-98] [Missing=*]		

# dm_aware_selftest_prog: Are you aware of the following service / program? HIV Self testing			
Statistics [NW/ W]		[Valid=2260 /-] [Invalid=804 /-]	
Value	Label	Cases	Percentage
0	No, I have never had it	0	
1	Yes	1112	<div></div> 49.2%
2	No	1143	<div></div> 50.6%
3	Yes, but not sure about the exact age	0	
90	I am not sure	0	
93	Prefer not to answer	0	
95	Not had sex with this partner in the last 4 weeks	0	
97	N/A	0	
98	Don't know	5	<div></div> 0.2%
Sysmiss		804	
Warning: these figures indicate the number of cases found in the data file. They cannot be interpreted as summary statistics of the population of interest.			
# dm_partic_selftest_12mts: Did you participate in this service / program in the last 12 months? HIV Self te			
Information		[Type= discrete] [Format=numeric] [Range= 0-98] [Missing=*]	
Statistics [NW/ W]		[Valid=129 /-] [Invalid=2935 /-]	
Value	Label	Cases	Percentage
0	No, I have never had it	0	
1	Yes	118	<div></div> 91.5%
2	No	11	<div></div> 8.5%
3	Yes, but not sure about the exact age	0	
90	I am not sure	0	
93	Prefer not to answer	0	
95	Not had sex with this partner in the last 4 weeks	0	
97	N/A	0	
98	Don't know	0	
Sysmiss		2935	
Warning: these figures indicate the number of cases found in the data file. They cannot be interpreted as summary statistics of the population of interest.			
# dm_selftest_wasdreams: Was this a DREAMS service / program? HIV Self testing			
Information		[Type= discrete] [Format=numeric] [Range= 0-98] [Missing=*]	
Statistics [NW/ W]		[Valid=119 /-] [Invalid=2945 /-]	
Value	Label	Cases	Percentage
0	No, I have never had it	0	
1	Yes	66	<div></div> 55.5%
2	No	53	<div></div> 44.5%
3	Yes, but not sure about the exact age	0	
90	I am not sure	0	
93	Prefer not to answer	0	
95	Not had sex with this partner in the last 4 weeks	0	
97	N/A	0	
98	Don't know	0	
Sysmiss		2945	
Warning: these figures indicate the number of cases found in the data file. They cannot be interpreted as summary statistics of the population of interest.			

# dm_org_selftest_prog: Where / from which organisation was it provided? HIV Self testing			
Information	[Type= discrete] [Format=numeric] [Range= 1-98] [Missing=*]		
Statistics [NW/ W]	[Valid=119 /-] [Invalid=2945 /-]		
Value	Label	Cases	Percentage
1	DoH	39	<div><div></div></div> 32.8%
2	Private Doctor	0	
3	Pharmacy	7	<div><div></div></div> 5.9%
4	Africa Centre / AHRI	64	<div><div></div></div> 53.8%
5	FHI 360	0	
6	Humana People to People South Africa (HPPSA)	0	
7	Hope International	0	
8	NACOSA	0	
9	EDI	0	
10	Ezibayeni	0	
11	Unyezi	0	
12	Isikondlakondla	1	<div><div></div></div> 0.8%
13	MatCH	0	
14	FPD	0	
15	AFSA	0	
16	TB/HIV Care Association	0	
17	DoE	2	<div><div></div></div> 1.7%
18	Mpilonhle	0	
19	Star for Life	0	
20	PrEP / Isisekelo Clinic (Mtubatuba, KwaMsane, Mobile Clinics)	0	
21	Thetha Nami Peer Navigator	0	
96	Other, specify	5	<div><div></div></div> 4.2%
98	Don't know	1	<div><div></div></div> 0.8%
Sysmiss		2945	
Warning: these figures indicate the number of cases found in the data file. They cannot be interpreted as summary statistics of the population of interest.			
# dm_org_selftest_oth: Please specify details of the other organization. HIV Self testing			
Information	[Type= discrete] [Format=character] [Missing=*]		
Statistics [NW/ W]	[Valid=5 /-] [Invalid=0 /-]		
# dm_partic_maletest_prog: Did you participate in this service / program? Services/programs for males - Twi			
Information	[Type= discrete] [Format=numeric] [Range= 0-98] [Missing=*]		
Statistics [NW/ W]	[Valid=1945 /-] [Invalid=1119 /-]		
Value	Label	Cases	Percentage
0	No, I have never had it	0	
1	Yes	62	<div><div></div></div> 3.2%
2	No	1883	<div><div></div></div> 96.8%
3	Yes, but not sure about the exact age	0	
90	I am not sure	0	
93	Prefer not to answer	0	
95	Not had sex with this partner in the last 4 weeks	0	
97	N/A	0	
98	Don't know	0	

# dm_partic_maletest_prog: Did you participate in this service / program? Services/programs for males - Twi			
Value	Label	Cases	Percentage
Sysmiss		1119	
Warning: these figures indicate the number of cases found in the data file. They cannot be interpreted as summary statistics of the population of interest.			
# dm_aware_maletest_prog: Are you aware of the following service / program? Services/programs for males -			
Information	[Type= discrete] [Format=numeric] [Range= 0-98] [Missing=*]		
Statistics [NW/ W]	[Valid=1876 /-] [Invalid=1188 /-]		
Value	Label	Cases	Percentage
0	No, I have never had it	0	
1	Yes	529	28.2%
2	No	1330	70.9%
3	Yes, but not sure about the exact age	0	
90	I am not sure	0	
93	Prefer not to answer	0	
95	Not had sex with this partner in the last 4 weeks	0	
97	N/A	0	
98	Don't know	17	0.9%
Sysmiss		1188	
Warning: these figures indicate the number of cases found in the data file. They cannot be interpreted as summary statistics of the population of interest.			
# dm_partic_maletest_12mts: Did you participate in this service / program in the last 12 months? Services/pr			
Information	[Type= discrete] [Format=numeric] [Range= 0-98] [Missing=*]		
Statistics [NW/ W]	[Valid=62 /-] [Invalid=3002 /-]		
Value	Label	Cases	Percentage
0	No, I have never had it	0	
1	Yes	44	71.0%
2	No	18	29.0%
3	Yes, but not sure about the exact age	0	
90	I am not sure	0	
93	Prefer not to answer	0	
95	Not had sex with this partner in the last 4 weeks	0	
97	N/A	0	
98	Don't know	0	
Sysmiss		3002	
Warning: these figures indicate the number of cases found in the data file. They cannot be interpreted as summary statistics of the population of interest.			
# dm_maletest_wasdreams: Was this a DREAMS service / program? Services/programs for males - Twilight HIV			
Information	[Type= discrete] [Format=numeric] [Range= 0-98] [Missing=*]		
Statistics [NW/ W]	[Valid=44 /-] [Invalid=3020 /-]		
Value	Label	Cases	Percentage
0	No, I have never had it	0	
1	Yes	21	47.7%
2	No	23	52.3%
3	Yes, but not sure about the exact age	0	
90	I am not sure	0	
93	Prefer not to answer	0	
95	Not had sex with this partner in the last 4 weeks	0	

# dm_maletest_wasdreams: Was this a DREAMS service / program? Services/programs for males - Twilight HIV			
Value	Label	Cases	Percentage
97	N/A	0	
98	Don't know	0	
Sysmiss		3020	
Warning: these figures indicate the number of cases found in the data file. They cannot be interpreted as summary statistics of the population of interest.			
# dm_org_maletest_prog: Where / from which organisation was it provided? Services/programs for males - T			
Information	[Type= discrete] [Format=numeric] [Range= 1-98] [Missing=*]		
Statistics [NW/ W]	[Valid=44 /-] [Invalid=3020 /-]		
Value	Label	Cases	Percentage
1	DoH	11	<div><div></div></div> 25.0%
2	Private Doctor	2	<div><div></div></div> 4.5%
3	Pharmacy	1	<div><div></div></div> 2.3%
4	Africa Centre / AHRI	5	<div><div></div></div> 11.4%
5	FHI 360	0	
6	Humana People to People South Africa (HPPSA)	0	
7	Hope International	0	
8	NACOSA	0	
9	EDI	0	
10	Ezibayeni	0	
11	Unyezi	0	
12	Isikondlakondla	0	
13	MatCH	0	
14	FPD	0	
15	AFSA	0	
16	TB/HIV Care Association	0	
17	DoE	4	<div><div></div></div> 9.1%
18	Mpilonhle	1	<div><div></div></div> 2.3%
19	Star for Life	0	
20	PrEP / Isisekelo Clinic (Mtubatuba, KwaMsane, Mobile Clinics)	0	
21	Thetha Nami Peer Navigator	0	
96	Other, specify	11	<div><div></div></div> 25.0%
98	Don't know	9	<div><div></div></div> 20.5%
Sysmiss		3020	
Warning: these figures indicate the number of cases found in the data file. They cannot be interpreted as summary statistics of the population of interest.			
# dm_org_maletest_oth: Please specify details of the other organization. Services/programs for males -			
Information	[Type= discrete] [Format=character] [Missing=*]		
Statistics [NW/ W]	[Valid=11 /-] [Invalid=0 /-]		
# dm_partic_malecircum_prog: Did you participate in this service / program? Male circumcision (voluntary medi			
Information	[Type= discrete] [Format=numeric] [Range= 0-98] [Missing=*]		
Statistics [NW/ W]	[Valid=1948 /-] [Invalid=1116 /-]		
Value	Label	Cases	Percentage
0	No, I have never had it	0	
1	Yes	1168	<div><div></div></div> 60.0%
2	No	779	<div><div></div></div> 40.0%

# dm_partic_malecircum_prog: Did you participate in this service / program? Male circumcision (voluntary medi			
Value	Label	Cases	Percentage
3	Yes, but not sure about the exact age	0	
90	I am not sure	0	
93	Prefer not to answer	1	0.1%
95	Not had sex with this partner in the last 4 weeks	0	
97	N/A	0	
98	Don't know	0	
Sysmiss		1116	
Warning: these figures indicate the number of cases found in the data file. They cannot be interpreted as summary statistics of the population of interest.			
# dm_aware_malecircum_prog: Are you aware of the following service / program? Male circumcision (voluntary m			
Information	[Type= discrete] [Format=numeric] [Range= 0-98] [Missing=*]		
Statistics [NW/ W]	[Valid=776 /-] [Invalid=2288 /-]		
Value	Label	Cases	Percentage
0	No, I have never had it	0	
1	Yes	729	93.9%
2	No	47	6.1%
3	Yes, but not sure about the exact age	0	
90	I am not sure	0	
93	Prefer not to answer	0	
95	Not had sex with this partner in the last 4 weeks	0	
97	N/A	0	
98	Don't know	0	
Sysmiss		2288	
Warning: these figures indicate the number of cases found in the data file. They cannot be interpreted as summary statistics of the population of interest.			
# dm_partic_malecircum_12mts: Did you participate in this service / program in the last 12 months? Male circum			
Information	[Type= discrete] [Format=numeric] [Range= 0-98] [Missing=*]		
Statistics [NW/ W]	[Valid=1167 /-] [Invalid=1897 /-]		
Value	Label	Cases	Percentage
0	No, I have never had it	0	
1	Yes	554	47.5%
2	No	613	52.5%
3	Yes, but not sure about the exact age	0	
90	I am not sure	0	
93	Prefer not to answer	0	
95	Not had sex with this partner in the last 4 weeks	0	
97	N/A	0	
98	Don't know	0	
Sysmiss		1897	
Warning: these figures indicate the number of cases found in the data file. They cannot be interpreted as summary statistics of the population of interest.			
# dm_malecircum_wasdreams: Was this a DREAMS service / program? Male circumcision (voluntary medical circum			
Information	[Type= discrete] [Format=numeric] [Range= 0-98] [Missing=*]		
Statistics [NW/ W]	[Valid=554 /-] [Invalid=2510 /-]		
Value	Label	Cases	Percentage
0	No, I have never had it	0	

# dm_malecircum_wasdreams: Was this a DREAMS service / program? Male circumcision (voluntary medical circum			
Value	Label	Cases	Percentage
1	Yes	307	<div><div></div></div> 55.4%
2	No	247	<div><div></div></div> 44.6%
3	Yes, but not sure about the exact age	0	
90	I am not sure	0	
93	Prefer not to answer	0	
95	Not had sex with this partner in the last 4 weeks	0	
97	N/A	0	
98	Don't know	0	
Sysmiss		2510	
Warning: these figures indicate the number of cases found in the data file. They cannot be interpreted as summary statistics of the population of interest.			
# dm_org_malecircum_prog: Where / from which organisation was it provided? Male circumcision (voluntary me			
Information	[Type= discrete] [Format=numeric] [Range= 1-98] [Missing=*]		
Statistics [NW/ W]	[Valid=555 /-] [Invalid=2509 /-]		
Value	Label	Cases	Percentage
1	DoH	504	<div><div></div></div> 90.8%
2	Private Doctor	6	<div><div></div></div> 1.1%
3	Pharmacy	0	
4	Africa Centre / AHRI	1	<div><div></div></div> 0.2%
5	FHI 360	0	
6	Humana People to People South Africa (HPPSA)	2	<div><div></div></div> 0.4%
7	Hope International	0	
8	NACOSA	0	
9	EDI	0	
10	Ezibayeni	0	
11	Unyezi	0	
12	Isikondlakondla	0	
13	MatCH	0	
14	FPD	0	
15	AFSA	0	
16	TB/HIV Care Association	0	
17	DoE	16	<div><div></div></div> 2.9%
18	Mpilonhle	0	
19	Star for Life	0	
20	PrEP / Isisekelo Clinic (Mtubatuba, KwaMsane, Mobile Clinics)	0	
21	Thetha Nami Peer Navigator	0	
96	Other, specify	25	<div><div></div></div> 4.5%
98	Don't know	1	<div><div></div></div> 0.2%
Sysmiss		2509	
Warning: these figures indicate the number of cases found in the data file. They cannot be interpreted as summary statistics of the population of interest.			
# dm_org_malecircum_oth: Please specify details of the other organization. Male circumcision (voluntary m			
Information	[Type= discrete] [Format=character] [Missing=*]		
Statistics [NW/ W]	[Valid=25 /-] [Invalid=0 /-]		
# dm_partic_condprov_prog: Did you participate in this service / program? Condom provision			
Information	[Type= discrete] [Format=numeric] [Range= 0-98] [Missing=*]		

# dm_partic_condprov_prog: Did you participate in this service / program? Condom provision			
Statistics [NW/ W]		[Valid=2395 /-] [Invalid=669 /-]	
Value	Label	Cases	Percentage
0	No, I have never had it	0	
1	Yes	1252	<div><div></div></div> 52.3%
2	No	1143	<div><div></div></div> 47.7%
3	Yes, but not sure about the exact age	0	
90	I am not sure	0	
93	Prefer not to answer	0	
95	Not had sex with this partner in the last 4 weeks	0	
97	N/A	0	
98	Don't know	0	
Sysmiss		669	
Warning: these figures indicate the number of cases found in the data file. They cannot be interpreted as summary statistics of the population of interest.			
# dm_aware_condprov_prog: Are you aware of the following service / program? Condom provision			
Information		[Type= discrete] [Format=numeric] [Range= 0-98] [Missing=*]	
Statistics [NW/ W]		[Valid=1137 /-] [Invalid=1927 /-]	
Value	Label	Cases	Percentage
0	No, I have never had it	0	
1	Yes	1013	<div><div></div></div> 89.1%
2	No	124	<div><div></div></div> 10.9%
3	Yes, but not sure about the exact age	0	
90	I am not sure	0	
93	Prefer not to answer	0	
95	Not had sex with this partner in the last 4 weeks	0	
97	N/A	0	
98	Don't know	0	
Sysmiss		1927	
Warning: these figures indicate the number of cases found in the data file. They cannot be interpreted as summary statistics of the population of interest.			
# dm_partic_condprov_12mts: Did you participate in this service / program in the last 12 months? Condom prov			
Information		[Type= discrete] [Format=numeric] [Range= 0-98] [Missing=*]	
Statistics [NW/ W]		[Valid=1252 /-] [Invalid=1812 /-]	
Value	Label	Cases	Percentage
0	No, I have never had it	0	
1	Yes	1097	<div><div></div></div> 87.6%
2	No	155	<div><div></div></div> 12.4%
3	Yes, but not sure about the exact age	0	
90	I am not sure	0	
93	Prefer not to answer	0	
95	Not had sex with this partner in the last 4 weeks	0	
97	N/A	0	
98	Don't know	0	
Sysmiss		1812	
Warning: these figures indicate the number of cases found in the data file. They cannot be interpreted as summary statistics of the population of interest.			

# dm_condprov_wasdreams: Was this a DREAMS service / program? Condom provision			
Information	[Type= discrete] [Format=numeric] [Range= 0-98] [Missing=*]		
Statistics [NW/ W]	[Valid=1097 /-] [Invalid=1967 /-]		
Value	Label	Cases	Percentage
0	No, I have never had it	0	
1	Yes	517	<div><div></div></div> 47.1%
2	No	579	<div><div></div></div> 52.8%
3	Yes, but not sure about the exact age	0	
90	I am not sure	0	
93	Prefer not to answer	0	
95	Not had sex with this partner in the last 4 weeks	0	
97	N/A	0	
98	Don't know	1	<div><div></div></div> 0.1%
Sysmiss		1967	
Warning: these figures indicate the number of cases found in the data file. They cannot be interpreted as summary statistics of the population of interest.			
# dm_org_condprov_prog: Where / from which organisation was it provided? Condom provision			
Information	[Type= discrete] [Format=numeric] [Range= 1-98] [Missing=*]		
Statistics [NW/ W]	[Valid=1095 /-] [Invalid=1969 /-]		
Value	Label	Cases	Percentage
1	DoH	888	<div><div></div></div> 81.1%
2	Private Doctor	1	<div><div></div></div> 0.1%
3	Pharmacy	54	<div><div></div></div> 4.9%
4	Africa Centre / AHRI	9	<div><div></div></div> 0.8%
5	FHI 360	0	
6	Humana People to People South Africa (HPPSA)	0	
7	Hope International	0	
8	NACOSA	0	
9	EDI	0	
10	Ezibayeni	0	
11	Unyezi	0	
12	Isikondlakondla	0	
13	MatCH	0	
14	FPD	0	
15	AFSA	0	
16	TB/HIV Care Association	0	
17	DoE	14	<div><div></div></div> 1.3%
18	Mpilonhle	4	<div><div></div></div> 0.4%
19	Star for Life	0	
20	PrEP / Isisekelo Clinic (Mtubatuba, KwaMsane, Mobile Clinics)	0	
21	Thetha Nami Peer Navigator	0	
96	Other, specify	124	<div><div></div></div> 11.3%
98	Don't know	1	<div><div></div></div> 0.1%
Sysmiss		1969	
Warning: these figures indicate the number of cases found in the data file. They cannot be interpreted as summary statistics of the population of interest.			
# dm_org_condprov_oth: Please specify details of the other organization. Condom provision			
Information	[Type= discrete] [Format=character] [Missing=*]		

# dm_org_condprov_oth: Please specify details of the other organization. Condom provision			
Statistics [NW/ W]		[Valid=124 /-] [Invalid=0 /-]	
# dm_partic_democond_prog: Did you participate in this service / program? Condom promotion / demonstration			
Information		[Type= discrete] [Format=numeric] [Range= 0-98] [Missing=*]	
Statistics [NW/ W]		[Valid=2393 /-] [Invalid=671 /-]	
Value	Label	Cases	Percentage
0	No, I have never had it	0	
1	Yes	737	<div></div> 30.8%
2	No	1656	<div></div> 69.2%
3	Yes, but not sure about the exact age	0	
90	I am not sure	0	
93	Prefer not to answer	0	
95	Not had sex with this partner in the last 4 weeks	0	
97	N/A	0	
98	Don't know	0	
Sysmiss		671	
Warning: these figures indicate the number of cases found in the data file. They cannot be interpreted as summary statistics of the population of interest.			
# dm_aware_democond_prog: Are you aware of the following service / program? Condom promotion / demonstrati			
Information		[Type= discrete] [Format=numeric] [Range= 0-98] [Missing=*]	
Statistics [NW/ W]		[Valid=1653 /-] [Invalid=1411 /-]	
Value	Label	Cases	Percentage
0	No, I have never had it	0	
1	Yes	1181	<div></div> 71.4%
2	No	472	<div></div> 28.6%
3	Yes, but not sure about the exact age	0	
90	I am not sure	0	
93	Prefer not to answer	0	
95	Not had sex with this partner in the last 4 weeks	0	
97	N/A	0	
98	Don't know	0	
Sysmiss		1411	
Warning: these figures indicate the number of cases found in the data file. They cannot be interpreted as summary statistics of the population of interest.			
# dm_partic_democond_12mts: Did you participate in this service / program in the last 12 months? Condom prom			
Information		[Type= discrete] [Format=numeric] [Range= 0-98] [Missing=*]	
Statistics [NW/ W]		[Valid=736 /-] [Invalid=2328 /-]	
Value	Label	Cases	Percentage
0	No, I have never had it	0	
1	Yes	466	<div></div> 63.3%
2	No	269	<div></div> 36.5%
3	Yes, but not sure about the exact age	0	
90	I am not sure	0	
93	Prefer not to answer	0	
95	Not had sex with this partner in the last 4 weeks	0	
97	N/A	0	
98	Don't know	1	0.1%

# dm_partic_democond_12mts: Did you participate in this service / program in the last 12 months? Condom prom			
Value	Label	Cases	Percentage
Sysmiss		2328	
Warning: these figures indicate the number of cases found in the data file. They cannot be interpreted as summary statistics of the population of interest.			
# dm_democond_wasdreams: Was this a DREAMS service / program? Condom promotion / demonstration			
Information	[Type= discrete] [Format=numeric] [Range= 0-98] [Missing=*]		
Statistics [NW/ W]	[Valid=467 /-] [Invalid=2597 /-]		
Value	Label	Cases	Percentage
0	No, I have never had it	0	
1	Yes	215	46.0%
2	No	251	53.7%
3	Yes, but not sure about the exact age	0	
90	I am not sure	0	
93	Prefer not to answer	0	
95	Not had sex with this partner in the last 4 weeks	0	
97	N/A	0	
98	Don't know	1	0.2%
Sysmiss		2597	
Warning: these figures indicate the number of cases found in the data file. They cannot be interpreted as summary statistics of the population of interest.			
# dm_org_democond_prog: Where / from which organisation was it provided? Condom promotion / demonstratio			
Information	[Type= discrete] [Format=numeric] [Range= 1-98] [Missing=*]		
Statistics [NW/ W]	[Valid=466 /-] [Invalid=2598 /-]		
Value	Label	Cases	Percentage
1	DoH	334	71.7%
2	Private Doctor	0	
3	Pharmacy	5	1.1%
4	Africa Centre / AHRI	14	3.0%
5	FHI 360	0	
6	Humana People to People South Africa (HPPSA)	0	
7	Hope International	0	
8	NACOSA	0	
9	EDI	1	0.2%
10	Ezibayeni	0	
11	Unyezi	0	
12	Isikondlakondla	0	
13	MatCH	0	
14	FPD	0	
15	AFSA	0	
16	TB/HIV Care Association	0	
17	DoE	88	18.9%
18	Mpilonhle	9	1.9%
19	Star for Life	5	1.1%
20	PrEP / Isisekelo Clinic (Mtubatuba, KwaMsane, Mobile Clinics)	0	
21	Thetha Nami Peer Navigator	0	
96	Other, specify	7	1.5%
98	Don't know	3	0.6%

# dm_org_democond_prog: Where / from which organisation was it provided? Condom promotion / demonstration			
Value	Label	Cases	Percentage
Sysmiss		2598	
Warning: these figures indicate the number of cases found in the data file. They cannot be interpreted as summary statistics of the population of interest.			
# dm_org_democond_oth: Please specify details of the other organization. Condom promotion / demonstration			
Information	[Type= discrete] [Format=character] [Missing=*]		
Statistics [NW/ W]	[Valid=7 /-] [Invalid=0 /-]		
# dm_partic_adolfriend_prog: Did you participate in this service / program? Adolescent friendly services			
Information	[Type= discrete] [Format=numeric] [Range= 0-98] [Missing=*]		
Statistics [NW/ W]	[Valid=2393 /-] [Invalid=671 /-]		
Value	Label	Cases	Percentage
0	No, I have never had it	0	
1	Yes	251	<div><div></div></div> 10.5%
2	No	2142	<div><div></div></div> 89.5%
3	Yes, but not sure about the exact age	0	
90	I am not sure	0	
93	Prefer not to answer	0	
95	Not had sex with this partner in the last 4 weeks	0	
97	N/A	0	
98	Don't know	0	
Sysmiss		671	
Warning: these figures indicate the number of cases found in the data file. They cannot be interpreted as summary statistics of the population of interest.			
# dm_aware_adolfriend_prog: Are you aware of the following service / program? Adolescent friendly services			
Information	[Type= discrete] [Format=numeric] [Range= 0-98] [Missing=*]		
Statistics [NW/ W]	[Valid=2135 /-] [Invalid=929 /-]		
Value	Label	Cases	Percentage
0	No, I have never had it	0	
1	Yes	1237	<div><div></div></div> 57.9%
2	No	898	<div><div></div></div> 42.1%
3	Yes, but not sure about the exact age	0	
90	I am not sure	0	
93	Prefer not to answer	0	
95	Not had sex with this partner in the last 4 weeks	0	
97	N/A	0	
98	Don't know	0	
Sysmiss		929	
Warning: these figures indicate the number of cases found in the data file. They cannot be interpreted as summary statistics of the population of interest.			
# dm_partic_adolfriend_12mts: Did you participate in this service / program in the last 12 months? Adolescent friendly services			
Information	[Type= discrete] [Format=numeric] [Range= 0-98] [Missing=*]		
Statistics [NW/ W]	[Valid=251 /-] [Invalid=2813 /-]		
Value	Label	Cases	Percentage
0	No, I have never had it	0	
1	Yes	166	<div><div></div></div> 66.1%
2	No	85	<div><div></div></div> 33.9%

# dm_partic_adolfriend_12mts: Did you participate in this service / program in the last 12 months? Adolescent			
Value	Label	Cases	Percentage
3	Yes, but not sure about the exact age	0	
90	I am not sure	0	
93	Prefer not to answer	0	
95	Not had sex with this partner in the last 4 weeks	0	
97	N/A	0	
98	Don't know	0	
Sysmiss		2813	
Warning: these figures indicate the number of cases found in the data file. They cannot be interpreted as summary statistics of the population of interest.			
# dm_adolfriend_wasdreams: Was this a DREAMS service / program? Adolescent friendly services			
Information		[Type= discrete] [Format=numeric] [Range= 0-98] [Missing=*]	
Statistics [NW/ W]		[Valid=165 /-] [Invalid=2899 /-]	
Value	Label	Cases	Percentage
0	No, I have never had it	0	
1	Yes	113	68.5%
2	No	52	31.5%
3	Yes, but not sure about the exact age	0	
90	I am not sure	0	
93	Prefer not to answer	0	
95	Not had sex with this partner in the last 4 weeks	0	
97	N/A	0	
98	Don't know	0	
Sysmiss		2899	
Warning: these figures indicate the number of cases found in the data file. They cannot be interpreted as summary statistics of the population of interest.			
# dm_org_adolfriend_prog: Where / from which organisation was it provided? Adolescent friendly services			
Information		[Type= discrete] [Format=numeric] [Range= 1-98] [Missing=*]	
Statistics [NW/ W]		[Valid=165 /-] [Invalid=2899 /-]	
Value	Label	Cases	Percentage
1	DoH	134	81.2%
2	Private Doctor	0	
3	Pharmacy	0	
4	Africa Centre / AHRI	0	
5	FHI 360	0	
6	Humana People to People South Africa (HPPSA)	1	0.6%
7	Hope International	0	
8	NACOSA	0	
9	EDI	0	
10	Ezibayeni	0	
11	Unyezi	0	
12	Isikondlakondla	0	
13	MatCH	0	
14	FPD	0	
15	AFSA	0	
16	TB/HIV Care Association	0	
17	DoE	25	15.2%

# dm_org_adolfriend_prog: Where / from which organisation was it provided? Adolescent friendly services			
Value	Label	Cases	Percentage
18	Mpilonhle	2	1.2%
19	Star for Life	1	0.6%
20	PrEP / Isisekelo Clinic (Mtubatuba, KwaMsane, Mobile Clinics)	0	
21	Thetha Nami Peer Navigator	0	
96	Other, specify	2	1.2%
98	Don't know	0	
Sysmiss		2899	
Warning: these figures indicate the number of cases found in the data file. They cannot be interpreted as summary statistics of the population of interest.			
# dm_org_adolfriend_oth: Please specify details of the other organization. Adolescent friendly services			
Information	[Type= discrete] [Format=character] [Missing=*]		
Statistics [NW/ W]	[Valid=2 /-] [Invalid=0 /-]		
# dm_partic_counsl_prov_prog: Did you participate in this service / program? Contraception / family planning			
Information	[Type= discrete] [Format=numeric] [Range= 0-98] [Missing=*]		
Statistics [NW/ W]	[Valid=2390 /-] [Invalid=674 /-]		
Value	Label	Cases	Percentage
0	No, I have never had it	0	
1	Yes	525	22.0%
2	No	1865	78.0%
3	Yes, but not sure about the exact age	0	
90	I am not sure	0	
93	Prefer not to answer	0	
95	Not had sex with this partner in the last 4 weeks	0	
97	N/A	0	
98	Don't know	0	
Sysmiss		674	
Warning: these figures indicate the number of cases found in the data file. They cannot be interpreted as summary statistics of the population of interest.			
# dm_aware_counsl_prov_prog: Are you aware of the following service / program? Counselling and provision of c			
Information	[Type= discrete] [Format=numeric] [Range= 0-98] [Missing=*]		
Statistics [NW/ W]	[Valid=1861 /-] [Invalid=1203 /-]		
Value	Label	Cases	Percentage
0	No, I have never had it	0	
1	Yes	1221	65.6%
2	No	637	34.2%
3	Yes, but not sure about the exact age	0	
90	I am not sure	0	
93	Prefer not to answer	0	
95	Not had sex with this partner in the last 4 weeks	0	
97	N/A	0	
98	Don't know	3	0.2%
Sysmiss		1203	
Warning: these figures indicate the number of cases found in the data file. They cannot be interpreted as summary statistics of the population of interest.			
# dm_partic_counsl_prv_12mts: Did you participate in this service / program in the last 12 months? Contracepti			
Information	[Type= discrete] [Format=numeric] [Range= 0-98] [Missing=*]		

# dm_partic_counsl_prv_12mts: Did you participate in this service / program in the last 12 months? Contracepti			
Statistics [NW/ W]		[Valid=525 /-] [Invalid=2539 /-]	
Value	Label	Cases	Percentage
0	No, I have never had it	0	
1	Yes	442	<div></div> 84.2%
2	No	83	<div></div> 15.8%
3	Yes, but not sure about the exact age	0	
90	I am not sure	0	
93	Prefer not to answer	0	
95	Not had sex with this partner in the last 4 weeks	0	
97	N/A	0	
98	Don't know	0	
Sysmiss		2539	
Warning: these figures indicate the number of cases found in the data file. They cannot be interpreted as summary statistics of the population of interest.			
# dm_counsl_prov_wasdreams: Was this a DREAMS service / program? Contraception / family planning			
Information		[Type= discrete] [Format=numeric] [Range= 0-98] [Missing=*]	
Statistics [NW/ W]		[Valid=442 /-] [Invalid=2622 /-]	
Value	Label	Cases	Percentage
0	No, I have never had it	0	
1	Yes	158	<div></div> 35.7%
2	No	284	<div></div> 64.3%
3	Yes, but not sure about the exact age	0	
90	I am not sure	0	
93	Prefer not to answer	0	
95	Not had sex with this partner in the last 4 weeks	0	
97	N/A	0	
98	Don't know	0	
Sysmiss		2622	
Warning: these figures indicate the number of cases found in the data file. They cannot be interpreted as summary statistics of the population of interest.			

# dm_org_counsl_prov_prog: Where / from which organisation was it provided? Contraception / family planning			
Information	[Type= discrete] [Format=numeric] [Range= 1-98] [Missing=*]		
Statistics [NW/ W]	[Valid=442 /-] [Invalid=2622 /-]		
Value	Label	Cases	Percentage
1	DoH	387	<div><div></div></div> 87.6%
2	Private Doctor	3	<div><div></div></div> 0.7%
3	Pharmacy	35	<div><div></div></div> 7.9%
4	Africa Centre / AHRI	2	<div><div></div></div> 0.5%
5	FHI 360	0	
6	Humana People to People South Africa (HPPSA)	0	
7	Hope International	0	
8	NACOSA	0	
9	EDI	0	
10	Ezibayeni	0	
11	Unyezi	0	
12	Isikondlakondla	0	
13	MatCH	0	
14	FPD	0	
15	AFSA	0	
16	TB/HIV Care Association	0	
17	DoE	12	<div><div></div></div> 2.7%
18	Mpilonhle	0	
19	Star for Life	1	<div><div></div></div> 0.2%
20	PrEP / Isisekelo Clinic (Mtubatuba, KwaMsane, Mobile Clinics)	0	
21	Thetha Nami Peer Navigator	0	
96	Other, specify	2	<div><div></div></div> 0.5%
98	Don't know	0	
Sysmiss		2622	
Warning: these figures indicate the number of cases found in the data file. They cannot be interpreted as summary statistics of the population of interest.			
# dm_org_counsl_prov_oth: Please specify details of the other organization. Contraception / family plannin			
Information	[Type= discrete] [Format=character] [Missing=*]		
Statistics [NW/ W]	[Valid=2 /-] [Invalid=0 /-]		
# dm_partic_stiserv_prog: Did you participate in this service / program? STI screening and treatment			
Information	[Type= discrete] [Format=numeric] [Range= 0-98] [Missing=*]		
Statistics [NW/ W]	[Valid=2394 /-] [Invalid=670 /-]		
Value	Label	Cases	Percentage
0	No, I have never had it	0	
1	Yes	325	<div><div></div></div> 13.6%
2	No	2069	<div><div></div></div> 86.4%
3	Yes, but not sure about the exact age	0	
90	I am not sure	0	
93	Prefer not to answer	0	
95	Not had sex with this partner in the last 4 weeks	0	
97	N/A	0	
98	Don't know	0	

# dm_partic_stiserv_prog: Did you participate in this service / program? STI screening and treatment			
Value	Label	Cases	Percentage
Sysmiss		670	
Warning: these figures indicate the number of cases found in the data file. They cannot be interpreted as summary statistics of the population of interest.			
# dm_aware_stiserv_prog: Are you aware of the following service / program? STI screening and treatment			
Information	[Type= discrete] [Format=numeric] [Range= 0-98] [Missing=*]		
Statistics [NW/ W]	[Valid=2068 /-] [Invalid=996 /-]		
Value	Label	Cases	Percentage
0	No, I have never had it	0	
1	Yes	1580	76.4%
2	No	488	23.6%
3	Yes, but not sure about the exact age	0	
90	I am not sure	0	
93	Prefer not to answer	0	
95	Not had sex with this partner in the last 4 weeks	0	
97	N/A	0	
98	Don't know	0	
Sysmiss		996	
Warning: these figures indicate the number of cases found in the data file. They cannot be interpreted as summary statistics of the population of interest.			
# dm_partic_stiserv_12mts: Did you participate in this service / program in the last 12 months? STI screeni			
Information	[Type= discrete] [Format=numeric] [Range= 0-98] [Missing=*]		
Statistics [NW/ W]	[Valid=325 /-] [Invalid=2739 /-]		
Value	Label	Cases	Percentage
0	No, I have never had it	0	
1	Yes	248	76.3%
2	No	77	23.7%
3	Yes, but not sure about the exact age	0	
90	I am not sure	0	
93	Prefer not to answer	0	
95	Not had sex with this partner in the last 4 weeks	0	
97	N/A	0	
98	Don't know	0	
Sysmiss		2739	
Warning: these figures indicate the number of cases found in the data file. They cannot be interpreted as summary statistics of the population of interest.			
# dm_stiserv_wasdreams: Was this a DREAMS service / program? STI screening and treatment			
Information	[Type= discrete] [Format=numeric] [Range= 0-98] [Missing=*]		
Statistics [NW/ W]	[Valid=248 /-] [Invalid=2816 /-]		
Value	Label	Cases	Percentage
0	No, I have never had it	0	
1	Yes	146	58.9%
2	No	102	41.1%
3	Yes, but not sure about the exact age	0	
90	I am not sure	0	
93	Prefer not to answer	0	
95	Not had sex with this partner in the last 4 weeks	0	

# dm_stiserv_wasdreams: Was this a DREAMS service / program? STI screening and treatment			
Value	Label	Cases	Percentage
97	N/A	0	
98	Don't know	0	
Sysmiss		2816	
Warning: these figures indicate the number of cases found in the data file. They cannot be interpreted as summary statistics of the population of interest.			
# dm_org_stiserv_prog: Where / from which organisation was it provided? STI screening and treatment			
Information	[Type= discrete] [Format=numeric] [Range= 1-98] [Missing=*]		
Statistics [NW/ W]	[Valid=248 /-] [Invalid=2816 /-]		
Value	Label	Cases	Percentage
1	DoH	215	<div><div></div></div> 86.7%
2	Private Doctor	1	0.4%
3	Pharmacy	1	0.4%
4	Africa Centre / AHRI	14	<div><div></div></div> 5.6%
5	FHI 360	0	
6	Humana People to People South Africa (HPPSA)	0	
7	Hope International	0	
8	NACOSA	0	
9	EDI	0	
10	Ezibayeni	0	
11	Unyezi	0	
12	Isikondlakondla	0	
13	MatCH	0	
14	FPD	0	
15	AFSA	0	
16	TB/HIV Care Association	0	
17	DoE	15	<div><div></div></div> 6.0%
18	Mpilonhle	1	0.4%
19	Star for Life	0	
20	PrEP / Isisekelo Clinic (Mtubatuba, KwaMsane, Mobile Clinics)	0	
21	Thetha Nami Peer Navigator	0	
96	Other, specify	1	0.4%
98	Don't know	0	
Sysmiss		2816	
Warning: these figures indicate the number of cases found in the data file. They cannot be interpreted as summary statistics of the population of interest.			
# dm_org_stiserv_oth: Please specify details of the other organization. STI screening and treatment			
Information	[Type= discrete] [Format=character] [Missing=*]		
Statistics [NW/ W]	[Valid=1 /-] [Invalid=0 /-]		
# dm_partic_pepserv_prog: Did you participate in this service / program? Linkage into ART			
Information	[Type= discrete] [Format=numeric] [Range= 0-98] [Missing=*]		
Statistics [NW/ W]	[Valid=2392 /-] [Invalid=672 /-]		
Value	Label	Cases	Percentage
0	No, I have never had it	0	
1	Yes	85	<div><div></div></div> 3.6%
2	No	2307	<div><div></div></div> 96.4%

# dm_partic_pepserv_prog: Did you participate in this service / program? Linkage into ART			
Value	Label	Cases	Percentage
3	Yes, but not sure about the exact age	0	
90	I am not sure	0	
93	Prefer not to answer	0	
95	Not had sex with this partner in the last 4 weeks	0	
97	N/A	0	
98	Don't know	0	
Sysmiss		672	
Warning: these figures indicate the number of cases found in the data file. They cannot be interpreted as summary statistics of the population of interest.			
# dm_aware_pepserv_prog: Are you aware of the following service / program? Linkage into ART			
Information	[Type= discrete] [Format=numeric] [Range= 0-98] [Missing=*]		
Statistics [NW/ W]	[Valid=2304 /-] [Invalid=760 /-]		
Value	Label	Cases	Percentage
0	No, I have never had it	0	
1	Yes	1106	<div><div></div></div> 48.0%
2	No	1197	<div><div></div></div> 52.0%
3	Yes, but not sure about the exact age	0	
90	I am not sure	0	
93	Prefer not to answer	0	
95	Not had sex with this partner in the last 4 weeks	0	
97	N/A	0	
98	Don't know	1	<div><div></div></div> 0.0%
Sysmiss		760	
Warning: these figures indicate the number of cases found in the data file. They cannot be interpreted as summary statistics of the population of interest.			
# dm_partic_pepserv_12mts: Did you participate in this service / program in the last 12 months? Linkage int			
Information	[Type= discrete] [Format=numeric] [Range= 0-98] [Missing=*]		
Statistics [NW/ W]	[Valid=84 /-] [Invalid=2980 /-]		
Value	Label	Cases	Percentage
0	No, I have never had it	0	
1	Yes	69	<div><div></div></div> 82.1%
2	No	15	<div><div></div></div> 17.9%
3	Yes, but not sure about the exact age	0	
90	I am not sure	0	
93	Prefer not to answer	0	
95	Not had sex with this partner in the last 4 weeks	0	
97	N/A	0	
98	Don't know	0	
Sysmiss		2980	
Warning: these figures indicate the number of cases found in the data file. They cannot be interpreted as summary statistics of the population of interest.			
# dm_pepserv_wasdreams: Was this a DREAMS service / program? Linkage into ART			
Information	[Type= discrete] [Format=numeric] [Range= 0-98] [Missing=*]		
Statistics [NW/ W]	[Valid=69 /-] [Invalid=2995 /-]		
Value	Label	Cases	Percentage
0	No, I have never had it	0	

# dm_pepserv_wasdreams: Was this a DREAMS service / program? Linkage into ART			
Value	Label	Cases	Percentage
1	Yes	62	<div><div></div></div> 89.9%
2	No	7	<div><div></div></div> 10.1%
3	Yes, but not sure about the exact age	0	
90	I am not sure	0	
93	Prefer not to answer	0	
95	Not had sex with this partner in the last 4 weeks	0	
97	N/A	0	
98	Don't know	0	
Sysmiss		2995	
Warning: these figures indicate the number of cases found in the data file. They cannot be interpreted as summary statistics of the population of interest.			
# dm_org_pepserv_prog: Where / from which organisation was it provided? Linkage into ART			
Information	[Type= discrete] [Format=numeric] [Range= 1-98] [Missing=*]		
Statistics [NW/ W]	[Valid=70 /-] [Invalid=2994 /-]		
Value	Label	Cases	Percentage
1	DoH	56	<div><div></div></div> 80.0%
2	Private Doctor	1	<div><div></div></div> 1.4%
3	Pharmacy	0	
4	Africa Centre / AHRI	6	<div><div></div></div> 8.6%
5	FHI 360	0	
6	Humana People to People South Africa (HPPSA)	0	
7	Hope International	0	
8	NACOSA	0	
9	EDI	0	
10	Ezibayeni	0	
11	Unyezi	0	
12	Isikondlakondla	0	
13	MatCH	0	
14	FPD	0	
15	AFSA	0	
16	TB/HIV Care Association	0	
17	DoE	6	<div><div></div></div> 8.6%
18	Mpilonhle	0	
19	Star for Life	0	
20	PrEP / Isisekelo Clinic (Mtubatuba, KwaMsane, Mobile Clinics)	0	
21	Thetha Nami Peer Navigator	0	
96	Other, specify	1	<div><div></div></div> 1.4%
98	Don't know	0	
Sysmiss		2994	
Warning: these figures indicate the number of cases found in the data file. They cannot be interpreted as summary statistics of the population of interest.			
# dm_org_pepserv_oth: Please specify details of the other organization. Linkage into ART			
Information	[Type= discrete] [Format=character] [Missing=*]		
Statistics [NW/ W]	[Valid=1 /-] [Invalid=0 /-]		
# dm_partic_emercon_prog: Did you participate in this service / program? Emergency contraception			
Information	[Type= discrete] [Format=numeric] [Range= 0-98] [Missing=*]		

# dm_partic_emercon_prog: Did you participate in this service / program? Emergency contraception			
Statistics [NW/ W]		[Valid=445 -/] [Invalid=2619 -/]	
Value	Label	Cases	Percentage
0	No, I have never had it	0	
1	Yes	88	<div></div> 19.8%
2	No	357	<div></div> 80.2%
3	Yes, but not sure about the exact age	0	
90	I am not sure	0	
93	Prefer not to answer	0	
95	Not had sex with this partner in the last 4 weeks	0	
97	N/A	0	
98	Don't know	0	
Sysmiss		2619	
Warning: these figures indicate the number of cases found in the data file. They cannot be interpreted as summary statistics of the population of interest.			
# dm_aware_emercon_prog: Are you aware of the following service / program? Emergency contraception			
Information		[Type= discrete] [Format=numeric] [Range= 0-98] [Missing=*]	
Statistics [NW/ W]		[Valid=357 -/] [Invalid=2707 -/]	
Value	Label	Cases	Percentage
0	No, I have never had it	0	
1	Yes	250	<div></div> 70.0%
2	No	107	<div></div> 30.0%
3	Yes, but not sure about the exact age	0	
90	I am not sure	0	
93	Prefer not to answer	0	
95	Not had sex with this partner in the last 4 weeks	0	
97	N/A	0	
98	Don't know	0	
Sysmiss		2707	
Warning: these figures indicate the number of cases found in the data file. They cannot be interpreted as summary statistics of the population of interest.			
# dm_partic_emercon_12mts: Did you participate in this service / program in the last 12 months? Emergency c			
Information		[Type= discrete] [Format=numeric] [Range= 0-98] [Missing=*]	
Statistics [NW/ W]		[Valid=88 -/] [Invalid=2976 -/]	
Value	Label	Cases	Percentage
0	No, I have never had it	0	
1	Yes	54	<div></div> 61.4%
2	No	34	<div></div> 38.6%
3	Yes, but not sure about the exact age	0	
90	I am not sure	0	
93	Prefer not to answer	0	
95	Not had sex with this partner in the last 4 weeks	0	
97	N/A	0	
98	Don't know	0	
Sysmiss		2976	
Warning: these figures indicate the number of cases found in the data file. They cannot be interpreted as summary statistics of the population of interest.			

# dm_emercon_wasdreams: Was this a DREAMS service / program? Emergency contraception			
Information	[Type= discrete] [Format=numeric] [Range= 0-98] [Missing=*]		
Statistics [NW/ W]	[Valid=54 /-] [Invalid=3010 /-]		
Value	Label	Cases	Percentage
0	No, I have never had it	0	
1	Yes	36	66.7%
2	No	18	33.3%
3	Yes, but not sure about the exact age	0	
90	I am not sure	0	
93	Prefer not to answer	0	
95	Not had sex with this partner in the last 4 weeks	0	
97	N/A	0	
98	Don't know	0	
Sysmiss		3010	
Warning: these figures indicate the number of cases found in the data file. They cannot be interpreted as summary statistics of the population of interest.			
# dm_org_emercon_prog: Where / from which organisation was it provided? Emergency contraception			
Information	[Type= discrete] [Format=numeric] [Range= 1-98] [Missing=*]		
Statistics [NW/ W]	[Valid=54 /-] [Invalid=3010 /-]		
Value	Label	Cases	Percentage
1	DoH	37	68.5%
2	Private Doctor	0	
3	Pharmacy	13	24.1%
4	Africa Centre / AHRI	0	
5	FHI 360	0	
6	Humana People to People South Africa (HPPSA)	0	
7	Hope International	0	
8	NACOSA	0	
9	EDI	0	
10	Ezibayeni	0	
11	Unyezi	0	
12	Isikondlakondla	0	
13	MatCH	0	
14	FPD	0	
15	AFSA	0	
16	TB/HIV Care Association	0	
17	DoE	0	
18	Mpilonhle	0	
19	Star for Life	0	
20	PrEP / Isisekelo Clinic (Mtubatuba, KwaMsane, Mobile Clinics)	0	
21	Thetha Nami Peer Navigator	0	
96	Other, specify	3	5.6%
98	Don't know	1	1.9%
Sysmiss		3010	
Warning: these figures indicate the number of cases found in the data file. They cannot be interpreted as summary statistics of the population of interest.			
# dm_org_emercon_oth: Please specify details of the other organization. Emergency contraception			
Information	[Type= discrete] [Format=character] [Missing=*]		

# dm_org_emercon_oth: Please specify details of the other organization. Emergency contraception			
Statistics [NW/ W]		[Valid=3 /-] [Invalid=0 /-]	
# dm_partic_postviol_prog: Did you participate in this service / program? Services after an experience of v			
Information		[Type= discrete] [Format=numeric] [Range= 0-98] [Missing=*]	
Statistics [NW/ W]		[Valid=2390 /-] [Invalid=674 /-]	
Value	Label	Cases	Percentage
0	No, I have never had it	0	
1	Yes	229	<div><div></div></div> 9.6%
2	No	2161	<div><div></div></div> 90.4%
3	Yes, but not sure about the exact age	0	
90	I am not sure	0	
93	Prefer not to answer	0	
95	Not had sex with this partner in the last 4 weeks	0	
97	N/A	0	
98	Don't know	0	
Sysmiss		674	
Warning: these figures indicate the number of cases found in the data file. They cannot be interpreted as summary statistics of the population of interest.			
# dm_aware_postviol_prog: Are you aware of the following service / program? Services after an experience o			
Information		[Type= discrete] [Format=numeric] [Range= 0-98] [Missing=*]	
Statistics [NW/ W]		[Valid=2157 /-] [Invalid=907 /-]	
Value	Label	Cases	Percentage
0	No, I have never had it	0	
1	Yes	1753	<div><div></div></div> 81.3%
2	No	404	<div><div></div></div> 18.7%
3	Yes, but not sure about the exact age	0	
90	I am not sure	0	
93	Prefer not to answer	0	
95	Not had sex with this partner in the last 4 weeks	0	
97	N/A	0	
98	Don't know	0	
Sysmiss		907	
Warning: these figures indicate the number of cases found in the data file. They cannot be interpreted as summary statistics of the population of interest.			
# dm_partic_postviol_12mts: Did you participate in this service / program in the last 12 months? Services af			
Information		[Type= discrete] [Format=numeric] [Range= 0-98] [Missing=*]	
Statistics [NW/ W]		[Valid=228 /-] [Invalid=2836 /-]	
Value	Label	Cases	Percentage
0	No, I have never had it	0	
1	Yes	136	<div><div></div></div> 59.6%
2	No	92	<div><div></div></div> 40.4%
3	Yes, but not sure about the exact age	0	
90	I am not sure	0	
93	Prefer not to answer	0	
95	Not had sex with this partner in the last 4 weeks	0	
97	N/A	0	
98	Don't know	0	

# dm_partic_postviol_12mts: Did you participate in this service / program in the last 12 months? Services af			
Value	Label	Cases	Percentage
Sysmiss		2836	
Warning: these figures indicate the number of cases found in the data file. They cannot be interpreted as summary statistics of the population of interest.			
# dm_postviol_wasdreams: Was this a DREAMS service / program? Services after an experience of violence			
Information	[Type= discrete] [Format=numeric] [Range= 0-98] [Missing=*]		
Statistics [NW/ W]	[Valid=136 /-] [Invalid=2928 /-]		
Value	Label	Cases	Percentage
0	No, I have never had it	0	
1	Yes	84	61.8%
2	No	52	38.2%
3	Yes, but not sure about the exact age	0	
90	I am not sure	0	
93	Prefer not to answer	0	
95	Not had sex with this partner in the last 4 weeks	0	
97	N/A	0	
98	Don't know	0	
Sysmiss		2928	
Warning: these figures indicate the number of cases found in the data file. They cannot be interpreted as summary statistics of the population of interest.			
# dm_org_postviol_prog: Where / from which organisation was it provided? Services after an experience of			
Information	[Type= discrete] [Format=numeric] [Range= 1-98] [Missing=*]		
Statistics [NW/ W]	[Valid=136 /-] [Invalid=2928 /-]		
Value	Label	Cases	Percentage
1	DoH	38	27.9%
2	Private Doctor	0	
3	Pharmacy	0	
4	Africa Centre / AHRI	0	
5	FHI 360	0	
6	Humana People to People South Africa (HPPSA)	1	0.7%
7	Hope International	0	
8	NACOSA	0	
9	EDI	0	
10	Ezibayeni	0	
11	Unyezi	0	
12	Isikondlakondla	0	
13	MatCH	0	
14	FPD	0	
15	AFSA	0	
16	TB/HIV Care Association	0	
17	DoE	33	24.3%
18	Mpilonhle	0	
19	Star for Life	0	
20	PrEP / Isisekelo Clinic (Mtubatuba, KwaMsane, Mobile Clinics)	0	
21	Thetha Nami Peer Navigator	0	
96	Other, specify	64	47.1%
98	Don't know	0	

# dm_org_postviol_prog: Where / from which organisation was it provided? Services after an experience of			
Value	Label	Cases	Percentage
Sysmiss		2928	
Warning: these figures indicate the number of cases found in the data file. They cannot be interpreted as summary statistics of the population of interest.			
# dm_org_postviol_oth: Please specify details of the other organization. Services after an experience o			
Information	[Type= discrete] [Format=character] [Missing=*]		
Statistics [NW/ W]	[Valid=64 /-] [Invalid=0 /-]		
# dm_partic_cashtran_prog: Did you participate in this service / program? Cash transfer to family			
Information	[Type= discrete] [Format=numeric] [Range= 0-98] [Missing=*]		
Statistics [NW/ W]	[Valid=2392 /-] [Invalid=672 /-]		
Value	Label	Cases	Percentage
0	No, I have never had it	0	
1	Yes	1738	<div></div> 72.7%
2	No	654	<div></div> 27.3%
3	Yes, but not sure about the exact age	0	
90	I am not sure	0	
93	Prefer not to answer	0	
95	Not had sex with this partner in the last 4 weeks	0	
97	N/A	0	
98	Don't know	0	
Sysmiss		672	
Warning: these figures indicate the number of cases found in the data file. They cannot be interpreted as summary statistics of the population of interest.			
# dm_aware_cashtran_prog: Are you aware of the following service / program? Cash transfer to family			
Information	[Type= discrete] [Format=numeric] [Range= 0-98] [Missing=*]		
Statistics [NW/ W]	[Valid=652 /-] [Invalid=2412 /-]		
Value	Label	Cases	Percentage
0	No, I have never had it	0	
1	Yes	541	<div></div> 83.0%
2	No	110	<div></div> 16.9%
3	Yes, but not sure about the exact age	0	
90	I am not sure	0	
93	Prefer not to answer	0	
95	Not had sex with this partner in the last 4 weeks	0	
97	N/A	0	
98	Don't know	1	<div></div> 0.2%
Sysmiss		2412	
Warning: these figures indicate the number of cases found in the data file. They cannot be interpreted as summary statistics of the population of interest.			
# dm_partic_cashtran_12mts: Did you participate in this service / program in the last 12 months? Cash transf			
Information	[Type= discrete] [Format=numeric] [Range= 0-98] [Missing=*]		
Statistics [NW/ W]	[Valid=1737 /-] [Invalid=1327 /-]		
Value	Label	Cases	Percentage
0	No, I have never had it	0	
1	Yes	1123	<div></div> 64.7%
2	No	613	<div></div> 35.3%

# dm_partic_cashtran_12mts: Did you participate in this service / program in the last 12 months? Cash transf			
Value	Label	Cases	Percentage
3	Yes, but not sure about the exact age	0	
90	I am not sure	0	
93	Prefer not to answer	0	
95	Not had sex with this partner in the last 4 weeks	0	
97	N/A	0	
98	Don't know	1	0.1%
Sysmiss		1327	
Warning: these figures indicate the number of cases found in the data file. They cannot be interpreted as summary statistics of the population of interest.			
# dm_cashtran_wasdreams: Was this a DREAMS service / program? Cash transfer to family			
Information	[Type= discrete] [Format=numeric] [Range= 0-98] [Missing=*]		
Statistics [NW/ W]	[Valid=1122 /-] [Invalid=1942 /-]		
Value	Label	Cases	Percentage
0	No, I have never had it	0	
1	Yes	571	50.9%
2	No	545	48.6%
3	Yes, but not sure about the exact age	0	
90	I am not sure	0	
93	Prefer not to answer	0	
95	Not had sex with this partner in the last 4 weeks	0	
97	N/A	0	
98	Don't know	6	0.5%
Sysmiss		1942	
Warning: these figures indicate the number of cases found in the data file. They cannot be interpreted as summary statistics of the population of interest.			
# dm_org_cashtran_prog: Where / from which organisation was it provided? Cash transfer to family			
Information	[Type= discrete] [Format=numeric] [Range= 1-98] [Missing=*]		
Statistics [NW/ W]	[Valid=1114 /-] [Invalid=1950 /-]		
Value	Label	Cases	Percentage
1	DoH	52	4.7%
2	Private Doctor	0	
3	Pharmacy	0	
4	Africa Centre / AHRI	3	0.3%
5	FHI 360	0	
6	Humana People to People South Africa (HPPSA)	44	3.9%
7	Hope International	0	
8	NACOSA	0	
9	EDI	0	
10	Ezibayeni	0	
11	Unyezi	0	
12	Isikondlakondla	0	
13	MatCH	0	
14	FPD	0	
15	AFSA	0	
16	TB/HIV Care Association	1	0.1%
17	DoE	995	89.3%

# dm_org_cashtran_prog: Where / from which organisation was it provided? Cash transfer to family			
Value	Label	Cases	Percentage
18	Mpilonhle	2	0.2%
19	Star for Life	2	0.2%
20	PrEP / Isisekelo Clinic (Mtubatuba, KwaMsane, Mobile Clinics)	0	
21	Thetha Nami Peer Navigator	0	
96	Other, specify	9	0.8%
98	Don't know	6	0.5%
Sysmiss		1950	
Warning: these figures indicate the number of cases found in the data file. They cannot be interpreted as summary statistics of the population of interest.			
# dm_org_cashtran_oth: Please specify details of the other organization. Cash transfer to family			
Information	[Type= discrete] [Format=character] [Missing=*]		
Statistics [NW/ W]	[Valid=8 /-] [Invalid=0 /-]		
# dm_partic_thethana_prog: Have you participated in the following service/program? Thetha Nami / Peer Navig			
Information	[Type= discrete] [Format=numeric] [Range= 0-98] [Missing=*]		
Statistics [NW/ W]	[Valid=2392 /-] [Invalid=672 /-]		
Value	Label	Cases	Percentage
0	No, I have never had it	0	
1	Yes	115	4.8%
2	No	2277	95.2%
3	Yes, but not sure about the exact age	0	
90	I am not sure	0	
93	Prefer not to answer	0	
95	Not had sex with this partner in the last 4 weeks	0	
97	N/A	0	
98	Don't know	0	
Sysmiss		672	
Warning: these figures indicate the number of cases found in the data file. They cannot be interpreted as summary statistics of the population of interest.			
# dm_aware_thethana_prog: If no, have you heard of it/are you aware of it?			
Information	[Type= discrete] [Format=numeric] [Range= 0-98] [Missing=*]		
Statistics [NW/ W]	[Valid=2277 /-] [Invalid=787 /-]		
Value	Label	Cases	Percentage
0	No, I have never had it	0	
1	Yes	407	17.9%
2	No	1869	82.1%
3	Yes, but not sure about the exact age	0	
90	I am not sure	0	
93	Prefer not to answer	1	0.0%
95	Not had sex with this partner in the last 4 weeks	0	
97	N/A	0	
98	Don't know	0	
Sysmiss		787	
Warning: these figures indicate the number of cases found in the data file. They cannot be interpreted as summary statistics of the population of interest.			
# dm_partic_thethana_12mts: Did you use/ participate in the service in the past 12 months?			
Information	[Type= discrete] [Format=numeric] [Range= 0-98] [Missing=*]		

# dm_partic_thethana_12mts: Did you use/ participate in the service in the past 12 months?			
Statistics [NW/ W]		[Valid=115 /-] [Invalid=2949 /-]	
Value	Label	Cases	Percentage
0	No, I have never had it	0	
1	Yes	105	<div></div> 91.3%
2	No	10	<div></div> 8.7%
3	Yes, but not sure about the exact age	0	
90	I am not sure	0	
93	Prefer not to answer	0	
95	Not had sex with this partner in the last 4 weeks	0	
97	N/A	0	
98	Don't know	0	
Sysmiss		2949	
Warning: these figures indicate the number of cases found in the data file. They cannot be interpreted as summary statistics of the population of interest.			
# dm_thethana_wasdreams: When you used the service in the last 12 months, was it a 'DREAMS' program?			
Information		[Type= discrete] [Format=numeric] [Range= 0-98] [Missing=*]	
Statistics [NW/ W]		[Valid=105 /-] [Invalid=2959 /-]	
Value	Label	Cases	Percentage
0	No, I have never had it	0	
1	Yes	46	<div></div> 43.8%
2	No	59	<div></div> 56.2%
3	Yes, but not sure about the exact age	0	
90	I am not sure	0	
93	Prefer not to answer	0	
95	Not had sex with this partner in the last 4 weeks	0	
97	N/A	0	
98	Don't know	0	
Sysmiss		2959	
Warning: these figures indicate the number of cases found in the data file. They cannot be interpreted as summary statistics of the population of interest.			
# dm_org_thethana_prog: Where / from which organisation was it provided?			
Information		[Type= discrete] [Format=numeric] [Range= 1-98] [Missing=*]	
Statistics [NW/ W]		[Valid=105 /-] [Invalid=2959 /-]	
Value	Label	Cases	Percentage
1	DoH	0	
2	Private Doctor	0	
3	Pharmacy	0	
4	Africa Centre / AHRI	26	<div></div> 24.8%
5	FHI 360	0	
6	Humana People to People South Africa (HPPSA)	0	
7	Hope International	0	
8	NACOSA	0	
9	EDI	0	
10	Ezibayeni	0	
11	Unyezi	0	
12	Isikondlakondla	0	

# dm_org_thethana_prog: Where / from which organisation was it provided?			
Value	Label	Cases	Percentage
13	MatCH	0	
14	FPD	0	
15	AFSA	0	
16	TB/HIV Care Association	0	
17	DoE	0	
18	Mpilonhle	0	
19	Star for Life	0	
20	PrEP / Isisekelo Clinic (Mtubatuba, KwaMsane, Mobile Clinics)	0	
21	Thetha Nami Peer Navigator	75	<div></div> 71.4%
96	Other, specify	4	<div></div> 3.8%
98	Don't know	0	
Sysmiss		2959	
Warning: these figures indicate the number of cases found in the data file. They cannot be interpreted as summary statistics of the population of interest.			
# dm_org_thethana_oth: Please specify details of the other organization			
Information	[Type= discrete] [Format=character] [Missing=*]		
Statistics [NW/ W]	[Valid=4 /-] [Invalid=0 /-]		
# mv_borrmoney_fem: Is there is a female in your community from whom you can borrow money in an emer			
Information	[Type= discrete] [Format=numeric] [Range= 0-98] [Missing=*]		
Statistics [NW/ W]	[Valid=448 /-] [Invalid=2616 /-]		
Value	Label	Cases	Percentage
0	No, I have never had it	0	
1	Yes	293	<div></div> 65.4%
2	No	155	<div></div> 34.6%
3	Yes, but not sure about the exact age	0	
90	I am not sure	0	
93	Prefer not to answer	0	
95	Not had sex with this partner in the last 4 weeks	0	
97	N/A	0	
98	Don't know	0	
Sysmiss		2616	
Warning: these figures indicate the number of cases found in the data file. They cannot be interpreted as summary statistics of the population of interest.			
# mv_privmeetplace_fem: Do you have a safe and private place to meet with girls and young women who are			
Information	[Type= discrete] [Format=numeric] [Range= 0-98] [Missing=*]		
Statistics [NW/ W]	[Valid=448 /-] [Invalid=2616 /-]		
Value	Label	Cases	Percentage
0	No, I have never had it	0	
1	Yes	122	<div></div> 27.2%
2	No	326	<div></div> 72.8%
3	Yes, but not sure about the exact age	0	
90	I am not sure	0	
93	Prefer not to answer	0	
95	Not had sex with this partner in the last 4 weeks	0	
97	N/A	0	



### # mv\_privmeetplace\_fem: Do you have a safe and private place to meet with girls and young women who are

Value	Label	Cases	Percentage
98	Don't know	0	
Sysmiss		2616	

Warning: these figures indicate the number of cases found in the data file. They cannot be interpreted as summary statistics of the population of interest.

### # mv\_privmeetregul\_fem: If yes, do you meet regularly in such place on a regular basis?



Information	[Type= discrete] [Format=numeric] [Range= 0-98] [Missing=*]
Statistics [NW/ W]	[Valid=122 -/] [Invalid=2942 -/]

Value	Label	Cases	Percentage
0	No, I have never had it	0	
1	Yes	70	 57.4%
2	No	52	 42.6%
3	Yes, but not sure about the exact age	0	
90	I am not sure	0	
93	Prefer not to answer	0	
95	Not had sex with this partner in the last 4 weeks	0	
97	N/A	0	
98	Don't know	0	
Sysmiss		2942	

Warning: these figures indicate the number of cases found in the data file. They cannot be interpreted as summary statistics of the population of interest.

### # mv\_trustfriend\_fem: Do you have at least one trusted female friend?




Information	[Type= discrete] [Format=numeric] [Range= 0-98] [Missing=*]
Statistics [NW/ W]	[Valid=448 -/] [Invalid=2616 -/]

Value	Label	Cases	Percentage
0	No, I have never had it	0	
1	Yes	278	 62.1%
2	No	170	 37.9%
3	Yes, but not sure about the exact age	0	
90	I am not sure	0	
93	Prefer not to answer	0	
95	Not had sex with this partner in the last 4 weeks	0	
97	N/A	0	
98	Don't know	0	
Sysmiss		2616	

Warning: these figures indicate the number of cases found in the data file. They cannot be interpreted as summary statistics of the population of interest.

### # mv\_knowguard\_fem: Do you know a woman in your community, other than a mother or guardian, whom you

Information	[Type= discrete] [Format=numeric] [Range= 0-98] [Missing=*]
Statistics [NW/ W]	[Valid=448 -/] [Invalid=2616 -/]

Value	Label	Cases	Percentage
0	No, I have never had it	0	
1	Yes	288	 64.3%
2	No	157	 35.0%
3	Yes, but not sure about the exact age	0	
90	I am not sure	0	
93	Prefer not to answer	3	 0.7%

# mv_knowguard_fem: Do you know a woman in your community, other than a mother or guardian, whom you			
Value	Label	Cases	Percentage
95	Not had sex with this partner in the last 4 weeks	0	
97	N/A	0	
98	Don't know	0	
Sysmiss		2616	
Warning: these figures indicate the number of cases found in the data file. They cannot be interpreted as summary statistics of the population of interest.			
# mv_borrmoney_mal: For Males: Is there is a male in your community from whom you can borrow money i			
Information	[Type= discrete] [Format=numeric] [Range= 0-98] [Missing=*]		
Statistics [NW/ W]	[Valid=1947 /-] [Invalid=1117 /-]		
Value	Label	Cases	Percentage
0	No, I have never had it	0	
1	Yes	827	42.5%
2	No	1115	57.3%
3	Yes, but not sure about the exact age	0	
90	I am not sure	0	
93	Prefer not to answer	5	0.3%
95	Not had sex with this partner in the last 4 weeks	0	
97	N/A	0	
98	Don't know	0	
Sysmiss		1117	
Warning: these figures indicate the number of cases found in the data file. They cannot be interpreted as summary statistics of the population of interest.			
# mv_privmeetplace_mal: Do you have a safe and private place to meet with boys and young men who are lik			
Information	[Type= discrete] [Format=numeric] [Range= 0-98] [Missing=*]		
Statistics [NW/ W]	[Valid=1947 /-] [Invalid=1117 /-]		
Value	Label	Cases	Percentage
0	No, I have never had it	0	
1	Yes	841	43.2%
2	No	1102	56.6%
3	Yes, but not sure about the exact age	0	
90	I am not sure	0	
93	Prefer not to answer	4	0.2%
95	Not had sex with this partner in the last 4 weeks	0	
97	N/A	0	
98	Don't know	0	
Sysmiss		1117	
Warning: these figures indicate the number of cases found in the data file. They cannot be interpreted as summary statistics of the population of interest.			
# mv_privmeetregul_mal: If yes, do you meet regularly in such place on a regular basis?			
Information	[Type= discrete] [Format=numeric] [Range= 0-98] [Missing=*]		
Statistics [NW/ W]	[Valid=841 /-] [Invalid=2223 /-]		
Value	Label	Cases	Percentage
0	No, I have never had it	0	
1	Yes	540	64.2%
2	No	300	35.7%
3	Yes, but not sure about the exact age	0	

# mv_privmeetregul_mal: If yes, do you meet regularly in such place on a regular basis?			
Value	Label	Cases	Percentage
90	I am not sure	0	
93	Prefer not to answer	1	0.1%
95	Not had sex with this partner in the last 4 weeks	0	
97	N/A	0	
98	Don't know	0	
Sysmiss		2223	
Warning: these figures indicate the number of cases found in the data file. They cannot be interpreted as summary statistics of the population of interest.			
# mv_knowguard_mal: Do who know a man in your community, other than a father or guardian, whom you c			
Information		[Type= discrete] [Format=numeric] [Range= 0-98] [Missing=*]	
Statistics [NW/ W]		[Valid=1947 /-] [Invalid=1117 /-]	
Value	Label	Cases	Percentage
0	No, I have never had it	0	
1	Yes	1277	65.6%
2	No	666	34.2%
3	Yes, but not sure about the exact age	0	
90	I am not sure	0	
93	Prefer not to answer	4	0.2%
95	Not had sex with this partner in the last 4 weeks	0	
97	N/A	0	
98	Don't know	0	
Sysmiss		1117	
Warning: these figures indicate the number of cases found in the data file. They cannot be interpreted as summary statistics of the population of interest.			
# mv_trustfriend_mal: Do you have at least one trusted male friend?			
Information		[Type= discrete] [Format=numeric] [Range= 0-98] [Missing=*]	
Statistics [NW/ W]		[Valid=1947 /-] [Invalid=1117 /-]	
Value	Label	Cases	Percentage
0	No, I have never had it	0	
1	Yes	1534	78.8%
2	No	408	21.0%
3	Yes, but not sure about the exact age	0	
90	I am not sure	0	
93	Prefer not to answer	5	0.3%
95	Not had sex with this partner in the last 4 weeks	0	
97	N/A	0	
98	Don't know	0	
Sysmiss		1117	
Warning: these figures indicate the number of cases found in the data file. They cannot be interpreted as summary statistics of the population of interest.			
# mv_number_closefriend: How many people of your age or a similar age do you consider close friends? (By			
Information		[Type= continuous] [Format=numeric] [Range= 0-64] [Missing=*]	
Statistics [NW/ W]		[Valid=2395 /-] [Invalid=669 /-] [Mean=2.479 /-] [StdDev=2.845 /-]	
# mv_closefriend_fem: How many females of your age or a similar age do you consider close friends? (By			
Information		[Type= continuous] [Format=numeric] [Range= 0-31] [Missing=*]	
Statistics [NW/ W]		[Valid=1993 /-] [Invalid=1071 /-] [Mean=0.626 /-] [StdDev=1.538 /-]	

# mv_closefriend_mal: How many of these friends are male?			
Information	[Type= discrete] [Format=numeric] [Range= 0-20] [Missing=*]		
Statistics [NW/ W]	[Valid=1993 /-] [Invalid=1071 /-]		
# mv_no_friends_advice: If close fiends = 0, is there anyone in your community that you can turn to for			
Information	[Type= discrete] [Format=numeric] [Range= 0-98] [Missing=*]		
Statistics [NW/ W]	[Valid=402 /-] [Invalid=2662 /-]		
Value	Label	Cases	Percentage
0	No, I have never had it	0	
1	Yes	281	<div></div> 69.9%
2	No	119	<div></div> 29.6%
3	Yes, but not sure about the exact age	0	
90	I am not sure	0	
93	Prefer not to answer	2	<div></div> 0.5%
95	Not had sex with this partner in the last 4 weeks	0	
97	N/A	0	
98	Don't know	0	
Sysmiss		2662	
Warning: these figures indicate the number of cases found in the data file. They cannot be interpreted as summary statistics of the population of interest.			
# mv_no_friend_person_advice: if yes, who is the person you would turn to first for such advice and help?			
Information	[Type= discrete] [Format=numeric] [Range= 1-96] [Missing=*]		
Statistics [NW/ W]	[Valid=282 /-] [Invalid=2782 /-]		
Value	Label	Cases	Percentage
1	Mother	78	<div></div> 27.7%
2	Father	22	<div></div> 7.8%
3	Grand parents	18	<div></div> 6.4%
4	Brother	45	<div></div> 16.0%
5	Sister	41	<div></div> 14.5%
6	Other Relative	30	<div></div> 10.6%
7	*Boyfriend / Girlfriend / Spouse	21	<div></div> 7.4%
8	Same age friend	4	<div></div> 1.4%
9	Pastor	7	<div></div> 2.5%
10	Teacher	1	<div></div> 0.4%
96	Other, specify	15	<div></div> 5.3%
Sysmiss		2782	
Warning: these figures indicate the number of cases found in the data file. They cannot be interpreted as summary statistics of the population of interest.			
# mv_other_friends_advice: Apart from your close friends is there anyone in your community that you can tur			
Information	[Type= discrete] [Format=numeric] [Range= 0-98] [Missing=*]		
Statistics [NW/ W]	[Valid=1992 /-] [Invalid=1072 /-]		
Value	Label	Cases	Percentage
0	No, I have never had it	0	
1	Yes	1511	<div></div> 75.9%
2	No	479	<div></div> 24.0%
3	Yes, but not sure about the exact age	0	
90	I am not sure	0	
93	Prefer not to answer	2	<div></div> 0.1%

# mv_other_friends_advice: Apart from your close friends is there anyone in your community that you can tur			
Value	Label	Cases	Percentage
95	Not had sex with this partner in the last 4 weeks	0	
97	N/A	0	
98	Don't know	0	
Sysmiss		1072	
Warning: these figures indicate the number of cases found in the data file. They cannot be interpreted as summary statistics of the population of interest.			
# mv_first_person_advice: if yes, who is the person you would turn to first for such advice and help?			
Information	[Type= discrete] [Format=numeric] [Range= 1-96] [Missing=*]		
Statistics [NW/ W]	[Valid=1511 /-] [Invalid=1553 /-]		
Value	Label	Cases	Percentage
1	Mother	292	<div><div></div></div> 19.3%
2	Father	104	<div><div></div></div> 6.9%
3	Grand parents	111	<div><div></div></div> 7.3%
4	Brother	189	<div><div></div></div> 12.5%
5	Sister	88	<div><div></div></div> 5.8%
6	Other Relative	214	<div><div></div></div> 14.2%
7	*Boyfriend / Girlfriend / Spouse	35	<div><div></div></div> 2.3%
8	Same age friend	330	<div><div></div></div> 21.8%
9	Pastor	29	<div><div></div></div> 1.9%
10	Teacher	11	<div><div></div></div> 0.7%
96	Other, specify	108	<div><div></div></div> 7.1%
Sysmiss		1553	
Warning: these figures indicate the number of cases found in the data file. They cannot be interpreted as summary statistics of the population of interest.			
# mv_first_person_advice_oth: Please specify details on other person			
Information	[Type= discrete] [Format=character] [Missing=*]		
Statistics [NW/ W]	[Valid=108 /-] [Invalid=0 /-]		
# mv_confide_violence: There is someone in your community you could confide in about violence in the ho			
Information	[Type= discrete] [Format=numeric] [Range= 1-93] [Missing=*]		
Statistics [NW/ W]	[Valid=2395 /-] [Invalid=669 /-]		
Value	Label	Cases	Percentage
1	Agree	1333	<div><div></div></div> 55.7%
2	Disagree	1054	<div><div></div></div> 44.0%
93	Prefer not to answer	8	<div><div></div></div> 0.3%
Sysmiss		669	
Warning: these figures indicate the number of cases found in the data file. They cannot be interpreted as summary statistics of the population of interest.			
# mv_have_crisis_plan: Do you have a 'functional' [tried and tested to work] plan for what to do in a c			
Information	[Type= discrete] [Format=numeric] [Range= 0-98] [Missing=*]		
Statistics [NW/ W]	[Valid=2394 /-] [Invalid=670 /-]		
Value	Label	Cases	Percentage
0	No, I have never had it	0	
1	Yes	745	<div><div></div></div> 31.1%
2	No	1634	<div><div></div></div> 68.3%
3	Yes, but not sure about the exact age	0	

# mv_have_crisis_plan: Do you have a 'functional' [tried and tested to work] plan for what to do in a c			
Value	Label	Cases	Percentage
90	I am not sure	0	
93	Prefer not to answer	15	0.6%
95	Not had sex with this partner in the last 4 weeks	0	
97	N/A	0	
98	Don't know	0	
Sysmiss		670	
Warning: these figures indicate the number of cases found in the data file. They cannot be interpreted as summary statistics of the population of interest.			
# mv_have_safeplace_stay: Do you have a safe place to stay if you have a problem or emergency?			
Information	[Type= discrete] [Format=numeric] [Range= 0-98] [Missing=*]		
Statistics [NW/ W]	[Valid=2393 /-] [Invalid=671 /-]		
Value	Label	Cases	Percentage
0	No, I have never had it	0	
1	Yes	1611	67.3%
2	No	770	32.2%
3	Yes, but not sure about the exact age	0	
90	I am not sure	0	
93	Prefer not to answer	12	0.5%
95	Not had sex with this partner in the last 4 weeks	0	
97	N/A	0	
98	Don't know	0	
Sysmiss		671	
Warning: these figures indicate the number of cases found in the data file. They cannot be interpreted as summary statistics of the population of interest.			
# mv_know_riskareas: I know where the risky areas in my community are			
Information	[Type= discrete] [Format=numeric] [Range= 1-93] [Missing=*]		
Statistics [NW/ W]	[Valid=2395 /-] [Invalid=669 /-]		
Value	Label	Cases	Percentage
1	Agree	1309	54.7%
2	Disagree	1078	45.0%
93	Prefer not to answer	8	0.3%
Sysmiss		669	
Warning: these figures indicate the number of cases found in the data file. They cannot be interpreted as summary statistics of the population of interest.			
# mv_can_avoid_riskareas: I can avoid risky areas in my community			
Information	[Type= discrete] [Format=numeric] [Range= 1-93] [Missing=*]		
Statistics [NW/ W]	[Valid=2395 /-] [Invalid=669 /-]		
Value	Label	Cases	Percentage
1	Agree	1298	54.2%
2	Disagree	1091	45.6%
93	Prefer not to answer	6	0.3%
Sysmiss		669	
Warning: these figures indicate the number of cases found in the data file. They cannot be interpreted as summary statistics of the population of interest.			
# mv_mob_moved_away: In the past year, have you moved away from home, either temporarily with the int			
Information	[Type= discrete] [Format=numeric] [Range= 0-98] [Missing=*]		
Statistics [NW/ W]	[Valid=2395 /-] [Invalid=669 /-]		

# mv_mob_moved_away: In the past year, have you moved away from home, either temporarily with the int				
Value	Label	Cases	Percentage	
0	No, I have never had it	0	<div><div></div></div>	
1	Yes	957		<div><div></div></div> 40.0%
2	No	1433		<div><div></div></div> 59.8%
3	Yes, but not sure about the exact age	5		<div><div></div></div> 0.2%
90	I am not sure	0		
93	Prefer not to answer	0		
95	Not had sex with this partner in the last 4 weeks	0		
97	N/A	0		
98	Don't know	0		
Sysmiss		669		
Warning: these figures indicate the number of cases found in the data file. They cannot be interpreted as summary statistics of the population of interest.				
# mv_mob_last_place_visited: What was the name of the last place that you visited?				
Information	[Type= discrete] [Format=character] [Missing=*]			
Statistics [NW/ W]	[Valid=957 /-] [Invalid=0 /-]			
# mv_mob_last_where: For the last trip, was it:				
Information	[Type= discrete] [Format=numeric] [Range= 1-96] [Missing=*]			
Statistics [NW/ W]	[Valid=956 /-] [Invalid=2108 /-]			
Value	Label	Cases	Percentage	
1	Within the isigodi	47	<div><div></div></div> 4.9%	
2	Outside the isigodi but within the district	350	<div><div></div></div> 36.6%	
3	Outside district but still in KZN	336	<div><div></div></div> 35.1%	
4	Outside district: Johannesburg	73	<div><div></div></div> 7.6%	
5	Outside district: CapeTown	4	<div><div></div></div> 0.4%	
6	Outside district: Durban	120	<div><div></div></div> 12.6%	
7	Outside district: Polokwane	2	<div><div></div></div> 0.2%	
96	Other specify	24	<div><div></div></div> 2.5%	
Sysmiss		2108		
Warning: these figures indicate the number of cases found in the data file. They cannot be interpreted as summary statistics of the population of interest.				
# mv_mob_last_whereoth: Please specify the other details of where it was				
Information	[Type= discrete] [Format=character] [Missing=*]			
Statistics [NW/ W]	[Valid=24 /-] [Invalid=0 /-]			
# mv_mob_timein_lastplace: How long did you spend in[name]?				
Information	[Type= discrete] [Format=numeric] [Range= 0-93] [Missing=*]			
Statistics [NW/ W]	[Valid=956 /-] [Invalid=2108 /-]			
Value	Label	Cases	Percentage	
0	Did not spend the night	21	<div><div></div></div> 2.2%	
1	Less than a week	186	<div><div></div></div> 19.5%	
2	2-4 weeks	365	<div><div></div></div> 38.2%	
3	1-3 months	245	<div><div></div></div> 25.6%	
4	4-6 months	51	<div><div></div></div> 5.3%	
5	> 6 months	45	<div><div></div></div> 4.7%	
6	Between 1 and 2 weeks	33	<div><div></div></div> 3.5%	

# mv_mob_timein_lastplace: How long did you spend in[name]?			
Value	Label	Cases	Percentage
93	I don't wish to answer	10	<div><div></div></div> 1.0%
Sysmiss		2108	
Warning: these figures indicate the number of cases found in the data file. They cannot be interpreted as summary statistics of the population of interest.			
# mv_mob_last_longest_trip: Was this your longest trip in the last year?			
Information	[Type= discrete] [Format=numeric] [Range= 0-98] [Missing=*]		
Statistics [NW/ W]	[Valid=955 -/] [Invalid=2109 -/]		
Value	Label	Cases	Percentage
0	No, I have never had it	0	
1	Yes	876	<div><div></div></div> 91.7%
2	No	79	<div><div></div></div> 8.3%
3	Yes, but not sure about the exact age	0	
90	I am not sure	0	
93	Prefer not to answer	0	
95	Not had sex with this partner in the last 4 weeks	0	
97	N/A	0	
98	Don't know	0	
Sysmiss		2109	
Warning: these figures indicate the number of cases found in the data file. They cannot be interpreted as summary statistics of the population of interest.			
# mv_mob_reas_visit_last_1: What were the reasons for traveling to [name]?			
Information	[Type= discrete] [Format=numeric] [Range= 1-96] [Missing=*]		
Statistics [NW/ W]	[Valid=68 -/] [Invalid=2996 -/]		
Value	Label	Cases	Percentage
1	Looking for work	68	<div><div></div></div> 100.0%
2	To visit/live with partner	0	
3	To study / boarding school	0	
4	To visit/live with family	0	
5	Illness related - to seek for medical care	0	
6	Holiday	0	
7	To care for family members	0	
8	I was in Jail	0	
96	Other, specify	0	
Sysmiss		2996	
Warning: these figures indicate the number of cases found in the data file. They cannot be interpreted as summary statistics of the population of interest.			
# mv_mob_reas_visit_last_2: What were the reasons for traveling to [name]?			
Information	[Type= discrete] [Format=numeric] [Range= 1-96] [Missing=*]		
Statistics [NW/ W]	[Valid=39 -/] [Invalid=3025 -/]		
Value	Label	Cases	Percentage
1	Looking for work	0	
2	To visit/live with partner	39	<div><div></div></div> 100.0%
3	To study / boarding school	0	
4	To visit/live with family	0	
5	Illness related - to seek for medical care	0	
6	Holiday	0	

# mv_mob_reas_visit_last_2: What were the reasons for traveling to [name]?			
Value	Label	Cases	Percentage
7	To care for family members	0	
8	I was in Jail	0	
96	Other, specify	0	
Sysmiss		3025	
Warning: these figures indicate the number of cases found in the data file. They cannot be interpreted as summary statistics of the population of interest.			
# mv_mob_reas_visit_last_3: What were the reasons for traveling to [name]?			
Information	[Type= discrete] [Format=numeric] [Range= 1-96] [Missing=*]		
Statistics [NW/ W]	[Valid=22 /-] [Invalid=3042 /-]		
Value	Label	Cases	Percentage
1	Looking for work	0	
2	To visit/live with partner	0	
3	To study / boarding school	22	100.0%
4	To visit/live with family	0	
5	Illness related - to seek for medical care	0	
6	Holiday	0	
7	To care for family members	0	
8	I was in Jail	0	
96	Other, specify	0	
Sysmiss		3042	
Warning: these figures indicate the number of cases found in the data file. They cannot be interpreted as summary statistics of the population of interest.			
# mv_mob_reas_visit_last_4: What were the reasons for traveling to [name]?			
Information	[Type= discrete] [Format=numeric] [Range= 1-96] [Missing=*]		
Statistics [NW/ W]	[Valid=489 /-] [Invalid=2575 /-]		
Value	Label	Cases	Percentage
1	Looking for work	0	
2	To visit/live with partner	0	
3	To study / boarding school	0	
4	To visit/live with family	489	100.0%
5	Illness related - to seek for medical care	0	
6	Holiday	0	
7	To care for family members	0	
8	I was in Jail	0	
96	Other, specify	0	
Sysmiss		2575	
Warning: these figures indicate the number of cases found in the data file. They cannot be interpreted as summary statistics of the population of interest.			
# mv_mob_reas_visit_last_5: What were the reasons for traveling to [name]?			
Information	[Type= discrete] [Format=numeric] [Range= 1-96] [Missing=*]		
Statistics [NW/ W]	[Valid=3 /-] [Invalid=3061 /-]		
Value	Label	Cases	Percentage
1	Looking for work	0	
2	To visit/live with partner	0	
3	To study / boarding school	0	
4	To visit/live with family	0	

# mv_mob_reas_visit_last_5: What were the reasons for traveling to [name]?			
Value	Label	Cases	Percentage
5	Illness related - to seek for medical care	3	<div><div></div></div> 100.0%
6	Holiday	0	
7	To care for family members	0	
8	I was in Jail	0	
96	Other, specify	0	
Sysmiss		3061	
Warning: these figures indicate the number of cases found in the data file. They cannot be interpreted as summary statistics of the population of interest.			
# mv_mob_reas_visit_last_6: What were the reasons for traveling to [name]?			
Information	[Type= discrete] [Format=numeric] [Range= 1-96] [Missing=*]		
Statistics [NW/ W]	[Valid=34 /-] [Invalid=3030 /-]		
Value	Label	Cases	Percentage
1	Looking for work	0	<div><div></div></div> 100.0%
2	To visit/live with partner	0	
3	To study / boarding school	0	
4	To visit/live with family	0	
5	Illness related - to seek for medical care	0	
6	Holiday	34	
7	To care for family members	0	
8	I was in Jail	0	
96	Other, specify	0	
Sysmiss		3030	
Warning: these figures indicate the number of cases found in the data file. They cannot be interpreted as summary statistics of the population of interest.			
# mv_mob_reas_visit_last_7: What were the reasons for traveling to [name]?			
Information	[Type= discrete] [Format=numeric] [Range= 1-96] [Missing=*]		
Statistics [NW/ W]	[Valid=6 /-] [Invalid=3058 /-]		
Value	Label	Cases	Percentage
1	Looking for work	0	<div><div></div></div> 100.0%
2	To visit/live with partner	0	
3	To study / boarding school	0	
4	To visit/live with family	0	
5	Illness related - to seek for medical care	0	
6	Holiday	0	
7	To care for family members	6	
8	I was in Jail	0	
96	Other, specify	0	
Sysmiss		3058	
Warning: these figures indicate the number of cases found in the data file. They cannot be interpreted as summary statistics of the population of interest.			
# mv_mob_reas_visit_last_96: What were the reasons for traveling to [name]?			
Information	[Type= discrete] [Format=numeric] [Range= 1-96] [Missing=*]		
Statistics [NW/ W]	[Valid=66 /-] [Invalid=2998 /-]		
Value	Label	Cases	Percentage
1	Looking for work	0	
2	To visit/live with partner	0	

# mv_mob_reas_visit_last_96: What were the reasons for traveling to [name]?			
Value	Label	Cases	Percentage
3	To study / boarding school	0	<div></div>
4	To visit/live with family	0	
5	Illness related - to seek for medical care	0	
6	Holiday	0	
7	To care for family members	0	
8	I was in Jail	0	
96	Other, specify	66	
Sysmiss		2998	
Warning: these figures indicate the number of cases found in the data file. They cannot be interpreted as summary statistics of the population of interest.			
# mv_mob_reas_visit_lastoth: Please specify the other reason for traveling to [name]			
Information	[Type= discrete] [Format=character] [Missing=*]		
Statistics [NW/ W]	[Valid=122 /-] [Invalid=0 /-]		
# mv_mob_live_with_last: If yes, with whom were you living with during this time?			
Information	[Type= discrete] [Format=numeric] [Range= 1-96] [Missing=*]		
Statistics [NW/ W]	[Valid=955 /-] [Invalid=2109 /-]		
Value	Label	Cases	Percentage
1	Alone	42	<div></div> 4.4%
2	Your family	688	<div></div> 72.0%
3	In-laws	20	<div></div> 2.1%
4	Same-aged friends	54	<div></div> 5.7%
5	Other friends	30	<div></div> 3.1%
6	Neighbours	2	<div></div> 0.2%
7	Partner	38	<div></div> 4.0%
8	Others	9	<div></div> 0.9%
96	Other, specify	72	<div></div> 7.5%
Sysmiss		2109	
Warning: these figures indicate the number of cases found in the data file. They cannot be interpreted as summary statistics of the population of interest.			
# mv_mob_live_with_last_oth: Please specify the other person whom you stayed with			
Information	[Type= discrete] [Format=character] [Missing=*]		
Statistics [NW/ W]	[Valid=72 /-] [Invalid=0 /-]		
# mv_mob_use_medic_last: Did you use medical services in [name]?			
Information	[Type= discrete] [Format=numeric] [Range= 0-98] [Missing=*]		
Statistics [NW/ W]	[Valid=956 /-] [Invalid=2108 /-]		
Value	Label	Cases	Percentage
0	No, I have never had it	0	<div></div>
1	Yes	81	
2	No	874	
3	Yes, but not sure about the exact age	0	<div></div>
90	I am not sure	0	
93	Prefer not to answer	1	
95	Not had sex with this partner in the last 4 weeks	0	
97	N/A	0	

# mv_mob_use_medec_last: Did you use medical services in [name]?			
Value	Label	Cases	Percentage
98	Don't know	0	
Sysmiss		2108	
Warning: these figures indicate the number of cases found in the data file. They cannot be interpreted as summary statistics of the population of interest.			
# mv_mob_longest_name: For the longest trips: Where did you go?			
Information	[Type= discrete] [Format=character] [Missing=*]		
Statistics [NW/ W]	[Valid=79 /-] [Invalid=0 /-]		
# mv_mob_longest_trip: What is the longest duration that you have been away?			
Information	[Type= discrete] [Format=character] [Missing=*]		
Statistics [NW/ W]	[Valid=79 /-] [Invalid=0 /-]		
# mv_mob_longest_where: For the longest trips: Was it?			
Information	[Type= discrete] [Format=numeric] [Range= 1-96] [Missing=*]		
Statistics [NW/ W]	[Valid=79 /-] [Invalid=2985 /-]		
Value	Label	Cases	Percentage
1	Within the isigodi	2	<div><div></div></div> 2.5%
2	Outside the isigodi but within the district	16	<div><div></div></div> 20.3%
3	Outside district but still in KZN	38	<div><div></div></div> 48.1%
4	Outside district: Johannesburg	10	<div><div></div></div> 12.7%
5	Outside district: CapeTown	1	<div><div></div></div> 1.3%
6	Outside district: Durban	8	<div><div></div></div> 10.1%
7	Outside district: Polokwane	0	
96	Other specify	4	<div><div></div></div> 5.1%
Sysmiss		2985	
Warning: these figures indicate the number of cases found in the data file. They cannot be interpreted as summary statistics of the population of interest.			
# mv_mob_longest_whereoth: Please specify the other details of where it was			
Information	[Type= discrete] [Format=character] [Missing=*]		
Statistics [NW/ W]	[Valid=4 /-] [Invalid=0 /-]		
# mv_mob_reas_visit_long_1: What were the reasons for traveling to [name]?			
Information	[Type= discrete] [Format=numeric] [Range= 1-96] [Missing=*]		
Statistics [NW/ W]	[Valid=6 /-] [Invalid=3058 /-]		
Value	Label	Cases	Percentage
1	Looking for work	6	<div><div></div></div> 100.0%
2	To visit/live with partner	0	
3	To study / boarding school	0	
4	To visit/live with family	0	
5	Illness related - to seek for medical care	0	
6	Holiday	0	
7	To care for family members	0	
8	I was in Jail	0	
96	Other, specify	0	
Sysmiss		3058	
Warning: these figures indicate the number of cases found in the data file. They cannot be interpreted as summary statistics of the population of interest.			

# mv_mob_reas_visit_long_3: What were the reasons for traveling to [name]?			
Information	[Type= discrete] [Format=numeric] [Range= 1-96] [Missing=*]		
Statistics [NW/ W]	[Valid=1 -/] [Invalid=3063 -/]		
Value	Label	Cases	Percentage
1	Looking for work	0	
2	To visit/live with partner	0	
3	To study / boarding school	1	<div><div></div></div> 100.0%
4	To visit/live with family	0	
5	Illness related - to seek for medical care	0	
6	Holiday	0	
7	To care for family members	0	
8	I was in Jail	0	
96	Other, specify	0	
Sysmiss		3063	
Warning: these figures indicate the number of cases found in the data file. They cannot be interpreted as summary statistics of the population of interest.			
# mv_mob_reas_visit_long_4: What were the reasons for traveling to [name]?			
Information	[Type= discrete] [Format=numeric] [Range= 1-96] [Missing=*]		
Statistics [NW/ W]	[Valid=36 -/] [Invalid=3028 -/]		
Value	Label	Cases	Percentage
1	Looking for work	0	
2	To visit/live with partner	0	
3	To study / boarding school	0	
4	To visit/live with family	36	<div><div></div></div> 100.0%
5	Illness related - to seek for medical care	0	
6	Holiday	0	
7	To care for family members	0	
8	I was in Jail	0	
96	Other, specify	0	
Sysmiss		3028	
Warning: these figures indicate the number of cases found in the data file. They cannot be interpreted as summary statistics of the population of interest.			
# mv_mob_reas_visit_long_6: What were the reasons for traveling to [name]?			
Information	[Type= discrete] [Format=numeric] [Range= 1-96] [Missing=*]		
Statistics [NW/ W]	[Valid=5 -/] [Invalid=3059 -/]		
Value	Label	Cases	Percentage
1	Looking for work	0	
2	To visit/live with partner	0	
3	To study / boarding school	0	
4	To visit/live with family	0	
5	Illness related - to seek for medical care	0	
6	Holiday	5	<div><div></div></div> 100.0%
7	To care for family members	0	
8	I was in Jail	0	
96	Other, specify	0	
Sysmiss		3059	
Warning: these figures indicate the number of cases found in the data file. They cannot be interpreted as summary statistics of the population of interest.			

# mv_mob_reas_visit_long_96: What were the reasons for traveling to [name]?			
Information	[Type= discrete] [Format=numeric] [Range= 1-96] [Missing=*]		
Statistics [NW/ W]	[Valid=9 /-] [Invalid=3055 /-]		
Value	Label	Cases	Percentage
1	Looking for work	0	
2	To visit/live with partner	0	
3	To study / boarding school	0	
4	To visit/live with family	0	
5	Illness related - to seek for medical care	0	
6	Holiday	0	
7	To care for family members	0	
8	I was in Jail	0	
96	Other, specify	9	<div><div></div></div> 100.0%
Sysmiss		3055	
Warning: these figures indicate the number of cases found in the data file. They cannot be interpreted as summary statistics of the population of interest.			
# mv_mob_reas_visit_longoth: Please specify the other reason for traveling to [name]			
Information	[Type= discrete] [Format=character] [Missing=*]		
Statistics [NW/ W]	[Valid=19 /-] [Invalid=0 /-]		
# mv_mob_live_with_long: With whom were you living with during this time?			
Information	[Type= discrete] [Format=numeric] [Range= 1-96] [Missing=*]		
Statistics [NW/ W]	[Valid=79 /-] [Invalid=2985 /-]		
Value	Label	Cases	Percentage
1	Alone	8	<div><div></div></div> 10.1%
2	Your family	52	<div><div></div></div> 65.8%
3	In-laws	0	
4	Same-aged friends	4	<div><div></div></div> 5.1%
5	Other friends	2	<div><div></div></div> 2.5%
6	Neighbours	0	
7	Partner	5	<div><div></div></div> 6.3%
8	Others	0	
96	Other, specify	8	<div><div></div></div> 10.1%
Sysmiss		2985	
Warning: these figures indicate the number of cases found in the data file. They cannot be interpreted as summary statistics of the population of interest.			
# mv_mob_live_with_long_oth: Please specify the other person whom you stayed with			
Information	[Type= discrete] [Format=character] [Missing=*]		
Statistics [NW/ W]	[Valid=8 /-] [Invalid=0 /-]		
# mv_mob_use_medic_long: Did you use medical services in [name]?			
Information	[Type= discrete] [Format=numeric] [Range= 0-98] [Missing=*]		
Statistics [NW/ W]	[Valid=79 /-] [Invalid=2985 /-]		
Value	Label	Cases	Percentage
0	No, I have never had it	0	
1	Yes	5	<div><div></div></div> 6.3%
2	No	74	<div><div></div></div> 93.7%
3	Yes, but not sure about the exact age	0	

# mv_mob_use_medic_long: Did you use medical services in [name]?			
Value	Label	Cases	Percentage
90	I am not sure	0	
93	Prefer not to answer	0	
95	Not had sex with this partner in the last 4 weeks	0	
97	N/A	0	
98	Don't know	0	
Sysmiss		2985	
Warning: these figures indicate the number of cases found in the data file. They cannot be interpreted as summary statistics of the population of interest.			
# mv_mob_number_trips: How many times have you travelled in the last year?			
Information	[Type= continuous] [Format=numeric] [Range= 0-180] [Missing=*]		
Statistics [NW/ W]	[Valid=956 /-] [Invalid=2108 /-] [Mean=1.839 /-] [StdDev=6.341 /-]		
# mv_goals01: Finishing secondary school			
Information	[Type= discrete] [Format=numeric] [Range= 1-7] [Missing=*]		
Statistics [NW/ W]	[Valid=2392 /-] [Invalid=672 /-]		
Value	Label	Cases	Percentage
1	Not important at all	9	0.4%
2	Not very important	5	0.2%
3	I don?t/no opinion	3	0.1%
4	Somewhat important	5	0.2%
5	Very important	1567	65.5%
6	Important	613	25.6%
7	Already achieved	190	7.9%
Sysmiss		672	
Warning: these figures indicate the number of cases found in the data file. They cannot be interpreted as summary statistics of the population of interest.			
# mv_goals02: Going to college/university			
Information	[Type= discrete] [Format=numeric] [Range= 1-7] [Missing=*]		
Statistics [NW/ W]	[Valid=2393 /-] [Invalid=671 /-]		
Value	Label	Cases	Percentage
1	Not important at all	15	0.6%
2	Not very important	12	0.5%
3	I don?t/no opinion	8	0.3%
4	Somewhat important	17	0.7%
5	Very important	1644	68.7%
6	Important	677	28.3%
7	Already achieved	20	0.8%
Sysmiss		671	
Warning: these figures indicate the number of cases found in the data file. They cannot be interpreted as summary statistics of the population of interest.			
# mv_goals03: Owning your own home			
Information	[Type= discrete] [Format=numeric] [Range= 1-7] [Missing=*]		
Statistics [NW/ W]	[Valid=2394 /-] [Invalid=670 /-]		
Value	Label	Cases	Percentage
1	Not important at all	9	0.4%
2	Not very important	18	0.8%

# mv_goals03: Owning your own home			
Value	Label	Cases	Percentage
3	I don?t/no opinion	4	0.2%
4	Somewhat important	13	0.5%
5	Very important	1535	64.1%
6	Important	806	33.7%
7	Already achieved	9	0.4%
Sysmiss		670	
Warning: these figures indicate the number of cases found in the data file. They cannot be interpreted as summary statistics of the population of interest.			
# mv_goals04: Helping to take care of your parents or family when you are older			
Information	[Type= discrete] [Format=numeric] [Range= 1-7] [Missing=*]		
Statistics [NW/ W]	[Valid=2394 /-] [Invalid=670 /-]		
Value	Label	Cases	Percentage
1	Not important at all	1	0.0%
2	Not very important	2	0.1%
3	I don?t/no opinion	0	
4	Somewhat important	8	0.3%
5	Very important	1737	72.6%
6	Important	641	26.8%
7	Already achieved	5	0.2%
Sysmiss		670	
Warning: these figures indicate the number of cases found in the data file. They cannot be interpreted as summary statistics of the population of interest.			
# mv_goals05: Being admired and respected by your friends			
Information	[Type= discrete] [Format=numeric] [Range= 1-7] [Missing=*]		
Statistics [NW/ W]	[Valid=2391 /-] [Invalid=673 /-]		
Value	Label	Cases	Percentage
1	Not important at all	48	2.0%
2	Not very important	31	1.3%
3	I don?t/no opinion	20	0.8%
4	Somewhat important	22	0.9%
5	Very important	1327	55.5%
6	Important	940	39.3%
7	Already achieved	3	0.1%
Sysmiss		673	
Warning: these figures indicate the number of cases found in the data file. They cannot be interpreted as summary statistics of the population of interest.			
# mv_goals06: Having a good job/stable income			
Information	[Type= discrete] [Format=numeric] [Range= 1-7] [Missing=*]		
Statistics [NW/ W]	[Valid=2388 /-] [Invalid=676 /-]		
Value	Label	Cases	Percentage
1	Not important at all	6	0.3%
2	Not very important	11	0.5%
3	I don?t/no opinion	2	0.1%
4	Somewhat important	14	0.6%
5	Very important	1574	65.9%
6	Important	780	32.7%

# mv_goals06: Having a good job/stable income			
Value	Label	Cases	Percentage
7	Already achieved	1	0.0%
Sysmiss		676	
Warning: these figures indicate the number of cases found in the data file. They cannot be interpreted as summary statistics of the population of interest.			
# mv_goals07: Having children			
Information	[Type= discrete] [Format=numeric] [Range= 1-7] [Missing=*]		
Statistics [NW/ W]	[Valid=2392 /-] [Invalid=672 /-]		
Value	Label	Cases	Percentage
1	Not important at all	103	4.3%
2	Not very important	219	9.2%
3	I don?t/no opinion	48	2.0%
4	Somewhat important	76	3.2%
5	Very important	1029	43.0%
6	Important	896	37.5%
7	Already achieved	21	0.9%
Sysmiss		672	
Warning: these figures indicate the number of cases found in the data file. They cannot be interpreted as summary statistics of the population of interest.			

# mv_goals08: Getting married or finding a partner			
Information	[Type= discrete] [Format=numeric] [Range= 1-7] [Missing=*]		
Statistics [NW/ W]	[Valid=2390 /-] [Invalid=674 /-]		
Value	Label	Cases	Percentage
1	Not important at all	107	<div><div></div></div> 4.5%
2	Not very important	193	<div><div></div></div> 8.1%
3	I don't/no opinion	57	<div><div></div></div> 2.4%
4	Somewhat important	81	<div><div></div></div> 3.4%
5	Very important	1054	<div><div></div></div> 44.1%
6	Important	884	<div><div></div></div> 37.0%
7	Already achieved	14	<div><div></div></div> 0.6%
Sysmiss		674	
Warning: these figures indicate the number of cases found in the data file. They cannot be interpreted as summary statistics of the population of interest.			
# mv_chance_achiv01: You will finish primary school?			
Information	[Type= discrete] [Format=numeric] [Range= 1-98] [Missing=*]		
Statistics [NW/ W]	[Valid=2394 /-] [Invalid=670 /-]		
Value	Label	Cases	Percentage
1	High (or already achieved)	2333	<div><div></div></div> 97.5%
2	About 50/50	25	<div><div></div></div> 1.0%
3	Low	29	<div><div></div></div> 1.2%
93	Prefer not to answer	3	<div><div></div></div> 0.1%
98	Don't know	4	<div><div></div></div> 0.2%
Sysmiss		670	
Warning: these figures indicate the number of cases found in the data file. They cannot be interpreted as summary statistics of the population of interest.			
# mv_chance_achiv02: You will join secondary school?			
Information	[Type= discrete] [Format=numeric] [Range= 1-98] [Missing=*]		
Statistics [NW/ W]	[Valid=2393 /-] [Invalid=671 /-]		
Value	Label	Cases	Percentage
1	High (or already achieved)	2274	<div><div></div></div> 95.0%
2	About 50/50	37	<div><div></div></div> 1.5%
3	Low	62	<div><div></div></div> 2.6%
93	Prefer not to answer	2	<div><div></div></div> 0.1%
98	Don't know	18	<div><div></div></div> 0.8%
Sysmiss		671	
Warning: these figures indicate the number of cases found in the data file. They cannot be interpreted as summary statistics of the population of interest.			
# mv_chance_achiv03: You will finish secondary school?			
Information	[Type= discrete] [Format=numeric] [Range= 1-98] [Missing=*]		
Statistics [NW/ W]	[Valid=2392 /-] [Invalid=672 /-]		
Value	Label	Cases	Percentage
1	High (or already achieved)	1891	<div><div></div></div> 79.1%
2	About 50/50	176	<div><div></div></div> 7.4%
3	Low	262	<div><div></div></div> 11.0%
93	Prefer not to answer	5	<div><div></div></div> 0.2%
98	Don't know	58	<div><div></div></div> 2.4%

# mv_chance_achiv03: You will finish secondary school?			
Value	Label	Cases	Percentage
Sysmiss		672	
Warning: these figures indicate the number of cases found in the data file. They cannot be interpreted as summary statistics of the population of interest.			
# mv_chance_achiv04: You will go to university?			
Information	[Type= discrete] [Format=numeric] [Range= 1-98] [Missing=*]		
Statistics [NW/ W]	[Valid=2394 /-] [Invalid=670 /-]		
Value	Label	Cases	Percentage
1	High (or already achieved)	1202	<div></div> 50.2%
2	About 50/50	431	<div></div> 18.0%
3	Low	568	<div></div> 23.7%
93	Prefer not to answer	4	<div></div> 0.2%
98	Don't know	189	<div></div> 7.9%
Sysmiss		670	
Warning: these figures indicate the number of cases found in the data file. They cannot be interpreted as summary statistics of the population of interest.			
# mv_chance_achiv05: You will have a job that pays well?			
Information	[Type= discrete] [Format=numeric] [Range= 1-98] [Missing=*]		
Statistics [NW/ W]	[Valid=2394 /-] [Invalid=670 /-]		
Value	Label	Cases	Percentage
1	High (or already achieved)	1401	<div></div> 58.5%
2	About 50/50	518	<div></div> 21.6%
3	Low	318	<div></div> 13.3%
93	Prefer not to answer	5	<div></div> 0.2%
98	Don't know	152	<div></div> 6.3%
Sysmiss		670	
Warning: these figures indicate the number of cases found in the data file. They cannot be interpreted as summary statistics of the population of interest.			
# mv_chance_achiv06: You will be able to own your own home?			
Information	[Type= discrete] [Format=numeric] [Range= 1-98] [Missing=*]		
Statistics [NW/ W]	[Valid=2392 /-] [Invalid=672 /-]		
Value	Label	Cases	Percentage
1	High (or already achieved)	1591	<div></div> 66.5%
2	About 50/50	505	<div></div> 21.1%
3	Low	163	<div></div> 6.8%
93	Prefer not to answer	7	<div></div> 0.3%
98	Don't know	126	<div></div> 5.3%
Sysmiss		672	
Warning: these figures indicate the number of cases found in the data file. They cannot be interpreted as summary statistics of the population of interest.			
# mv_chance_achiv07: You will have a job that you enjoy doing?			
Information	[Type= discrete] [Format=numeric] [Range= 1-98] [Missing=*]		
Statistics [NW/ W]	[Valid=2394 /-] [Invalid=670 /-]		
Value	Label	Cases	Percentage
1	High (or already achieved)	1381	<div></div> 57.7%
2	About 50/50	559	<div></div> 23.4%
3	Low	285	<div></div> 11.9%

# mv_chance_achiv07: You will have a job that you enjoy doing?			
Value	Label	Cases	Percentage
93	Prefer not to answer	3	0.1%
98	Don't know	166	6.9%
Sysmiss		670	
Warning: these figures indicate the number of cases found in the data file. They cannot be interpreted as summary statistics of the population of interest.			
# mv_chance_achiv08: You will have a happy family life?			
Information	[Type= discrete] [Format=numeric] [Range= 1-98] [Missing=*]		
Statistics [NW/ W]	[Valid=2394 /-] [Invalid=670 /-]		
Value	Label	Cases	Percentage
1	High (or already achieved)	1586	66.2%
2	About 50/50	542	22.6%
3	Low	104	4.3%
93	Prefer not to answer	7	0.3%
98	Don't know	155	6.5%
Sysmiss		670	
Warning: these figures indicate the number of cases found in the data file. They cannot be interpreted as summary statistics of the population of interest.			
# mv_chance_achiv09: You will stay in good health most of the time?			
Information	[Type= discrete] [Format=numeric] [Range= 1-98] [Missing=*]		
Statistics [NW/ W]	[Valid=2394 /-] [Invalid=670 /-]		
Value	Label	Cases	Percentage
1	High (or already achieved)	1430	59.7%
2	About 50/50	579	24.2%
3	Low	124	5.2%
93	Prefer not to answer	6	0.3%
98	Don't know	255	10.7%
Sysmiss		670	
Warning: these figures indicate the number of cases found in the data file. They cannot be interpreted as summary statistics of the population of interest.			
# mv_chance_achiv10: You will not get HIV/AIDS?			
Information	[Type= discrete] [Format=numeric] [Range= 1-98] [Missing=*]		
Statistics [NW/ W]	[Valid=2394 /-] [Invalid=670 /-]		
Value	Label	Cases	Percentage
1	High (or already achieved)	1057	44.2%
2	About 50/50	498	20.8%
3	Low	286	11.9%
93	Prefer not to answer	14	0.6%
98	Don't know	539	22.5%
Sysmiss		670	
Warning: these figures indicate the number of cases found in the data file. They cannot be interpreted as summary statistics of the population of interest.			
# mv_chance_achiv11: You will live in a safe neighbourhood			
Information	[Type= discrete] [Format=numeric] [Range= 1-98] [Missing=*]		
Statistics [NW/ W]	[Valid=2394 /-] [Invalid=670 /-]		
Value	Label	Cases	Percentage
1	High (or already achieved)	1466	61.2%

# mv_chance_achiv11: You will live in a safe neighbourhood			
Value	Label	Cases	Percentage
2	About 50/50	547	<div><div></div></div> 22.8%
3	Low	108	<div><div></div></div> 4.5%
93	Prefer not to answer	4	0.2%
98	Don't know	269	<div><div></div></div> 11.2%
Sysmiss		670	
Warning: these figures indicate the number of cases found in the data file. They cannot be interpreted as summary statistics of the population of interest.			
# mv_chance_achiv12: You will be respected in your community			
Information	[Type= discrete] [Format=numeric] [Range= 1-98] [Missing=*]		
Statistics [NW/ W]	[Valid=2394 /-] [Invalid=670 /-]		
Value	Label	Cases	Percentage
1	High (or already achieved)	1512	<div><div></div></div> 63.2%
2	About 50/50	556	<div><div></div></div> 23.2%
3	Low	66	<div><div></div></div> 2.8%
93	Prefer not to answer	4	0.2%
98	Don't know	256	<div><div></div></div> 10.7%
Sysmiss		670	
Warning: these figures indicate the number of cases found in the data file. They cannot be interpreted as summary statistics of the population of interest.			
# mv_ment_health01: Did you have times in which you were thinking deeply or thinking about many thin			
Information	[Type= discrete] [Format=numeric] [Range= 0-98] [Missing=*]		
Statistics [NW/ W]	[Valid=2395 /-] [Invalid=669 /-]		
Value	Label	Cases	Percentage
0	No, I have never had it	0	
1	Yes	773	<div><div></div></div> 32.3%
2	No	1618	<div><div></div></div> 67.6%
3	Yes, but not sure about the exact age	0	
90	I am not sure	0	
93	Prefer not to answer	4	0.2%
95	Not had sex with this partner in the last 4 weeks	0	
97	N/A	0	
98	Don't know	0	
Sysmiss		669	
Warning: these figures indicate the number of cases found in the data file. They cannot be interpreted as summary statistics of the population of interest.			
# mv_ment_health02: Did you find yourself sometimes failing to concentrate?			
Information	[Type= discrete] [Format=numeric] [Range= 0-98] [Missing=*]		
Statistics [NW/ W]	[Valid=2395 /-] [Invalid=669 /-]		
Value	Label	Cases	Percentage
0	No, I have never had it	0	
1	Yes	638	<div><div></div></div> 26.6%
2	No	1754	<div><div></div></div> 73.2%
3	Yes, but not sure about the exact age	0	
90	I am not sure	0	
93	Prefer not to answer	3	0.1%
95	Not had sex with this partner in the last 4 weeks	0	

# mv_ment_health02: Did you find yourself sometimes failing to concentrate?			
Value	Label	Cases	Percentage
97	N/A	0	
98	Don't know	0	
Sysmiss		669	
Warning: these figures indicate the number of cases found in the data file. They cannot be interpreted as summary statistics of the population of interest.			
# mv_ment_health03: Did you lose your temper or get annoyed over trivial matters?			
Information	[Type= discrete] [Format=numeric] [Range= 0-98] [Missing=*]		
Statistics [NW/ W]	[Valid=2395 /-] [Invalid=669 /-]		
Value	Label	Cases	Percentage
0	No, I have never had it	0	
1	Yes	622	<div><div></div></div> 26.0%
2	No	1771	<div><div></div></div> 73.9%
3	Yes, but not sure about the exact age	0	
90	I am not sure	0	
93	Prefer not to answer	2	<div><div></div></div> 0.1%
95	Not had sex with this partner in the last 4 weeks	0	
97	N/A	0	
98	Don't know	0	
Sysmiss		669	
Warning: these figures indicate the number of cases found in the data file. They cannot be interpreted as summary statistics of the population of interest.			
# mv_ment_health04: Did you have nightmares or bad dreams?			
Information	[Type= discrete] [Format=numeric] [Range= 0-98] [Missing=*]		
Statistics [NW/ W]	[Valid=2394 /-] [Invalid=670 /-]		
Value	Label	Cases	Percentage
0	No, I have never had it	0	
1	Yes	734	<div><div></div></div> 30.7%
2	No	1657	<div><div></div></div> 69.2%
3	Yes, but not sure about the exact age	0	
90	I am not sure	0	
93	Prefer not to answer	3	<div><div></div></div> 0.1%
95	Not had sex with this partner in the last 4 weeks	0	
97	N/A	0	
98	Don't know	0	
Sysmiss		670	
Warning: these figures indicate the number of cases found in the data file. They cannot be interpreted as summary statistics of the population of interest.			
# mv_ment_health05: Did you sometimes see or hear things which others could not see or hear?			
Information	[Type= discrete] [Format=numeric] [Range= 0-98] [Missing=*]		
Statistics [NW/ W]	[Valid=2395 /-] [Invalid=669 /-]		
Value	Label	Cases	Percentage
0	No, I have never had it	0	
1	Yes	275	<div><div></div></div> 11.5%
2	No	2115	<div><div></div></div> 88.3%
3	Yes, but not sure about the exact age	0	
90	I am not sure	0	

# mv_ment_health05: Did you sometimes see or hear things which others could not see or hear?			
Value	Label	Cases	Percentage
93	Prefer not to answer	5	0.2%
95	Not had sex with this partner in the last 4 weeks	0	
97	N/A	0	
98	Don't know	0	
Sysmiss		669	
Warning: these figures indicate the number of cases found in the data file. They cannot be interpreted as summary statistics of the population of interest.			
# mv_ment_health06: Was your stomach aching?			
Information	[Type= discrete] [Format=numeric] [Range= 0-98] [Missing=*]		
Statistics [NW/ W]	[Valid=2395 /-] [Invalid=669 /-]		
Value	Label	Cases	Percentage
0	No, I have never had it	0	
1	Yes	575	24.0%
2	No	1816	75.8%
3	Yes, but not sure about the exact age	0	
90	I am not sure	0	
93	Prefer not to answer	4	0.2%
95	Not had sex with this partner in the last 4 weeks	0	
97	N/A	0	
98	Don't know	0	
Sysmiss		669	
Warning: these figures indicate the number of cases found in the data file. They cannot be interpreted as summary statistics of the population of interest.			
# mv_ment_health07: Were you frightened by trivial things?			
Information	[Type= discrete] [Format=numeric] [Range= 0-98] [Missing=*]		
Statistics [NW/ W]	[Valid=2395 /-] [Invalid=669 /-]		
Value	Label	Cases	Percentage
0	No, I have never had it	0	
1	Yes	733	30.6%
2	No	1658	69.2%
3	Yes, but not sure about the exact age	0	
90	I am not sure	0	
93	Prefer not to answer	4	0.2%
95	Not had sex with this partner in the last 4 weeks	0	
97	N/A	0	
98	Don't know	0	
Sysmiss		669	
Warning: these figures indicate the number of cases found in the data file. They cannot be interpreted as summary statistics of the population of interest.			
# mv_ment_health08: Did you sometimes fail to sleep or lose sleep?			
Information	[Type= discrete] [Format=numeric] [Range= 0-98] [Missing=*]		
Statistics [NW/ W]	[Valid=2395 /-] [Invalid=669 /-]		
Value	Label	Cases	Percentage
0	No, I have never had it	0	
1	Yes	775	32.4%
2	No	1615	67.4%

# mv_ment_health08: Did you sometimes fail to sleep or lose sleep?			
Value	Label	Cases	Percentage
3	Yes, but not sure about the exact age	0	
90	I am not sure	0	
93	Prefer not to answer	5	0.2%
95	Not had sex with this partner in the last 4 weeks	0	
97	N/A	0	
98	Don't know	0	
Sysmiss		669	
Warning: these figures indicate the number of cases found in the data file. They cannot be interpreted as summary statistics of the population of interest.			
# mv_ment_health09: Were there moments when you felt life was so tough that you cried or wanted to c			
Information	[Type= discrete] [Format=numeric] [Range= 0-98] [Missing=*]		
Statistics [NW/ W]	[Valid=2395 /-] [Invalid=669 /-]		
Value	Label	Cases	Percentage
0	No, I have never had it	0	
1	Yes	759	31.7%
2	No	1634	68.2%
3	Yes, but not sure about the exact age	0	
90	I am not sure	0	
93	Prefer not to answer	2	0.1%
95	Not had sex with this partner in the last 4 weeks	0	
97	N/A	0	
98	Don't know	0	
Sysmiss		669	
Warning: these figures indicate the number of cases found in the data file. They cannot be interpreted as summary statistics of the population of interest.			
# mv_ment_health10: Did you feel run down (tired)?			
Information	[Type= discrete] [Format=numeric] [Range= 0-98] [Missing=*]		
Statistics [NW/ W]	[Valid=2395 /-] [Invalid=669 /-]		
Value	Label	Cases	Percentage
0	No, I have never had it	0	
1	Yes	865	36.1%
2	No	1527	63.8%
3	Yes, but not sure about the exact age	0	
90	I am not sure	0	
93	Prefer not to answer	3	0.1%
95	Not had sex with this partner in the last 4 weeks	0	
97	N/A	0	
98	Don't know	0	
Sysmiss		669	
Warning: these figures indicate the number of cases found in the data file. They cannot be interpreted as summary statistics of the population of interest.			
# mv_ment_health11: Did you at times feel like committing suicide?			
Information	[Type= discrete] [Format=numeric] [Range= 0-98] [Missing=*]		
Statistics [NW/ W]	[Valid=2395 /-] [Invalid=669 /-]		
Value	Label	Cases	Percentage
0	No, I have never had it	0	

# mv_ment_health11: Did you at times feel like committing suicide?			
Value	Label	Cases	Percentage
1	Yes	130	<div><div></div>5.4%</div>
2	No	2262	<div><div></div>94.4%</div>
3	Yes, but not sure about the exact age	0	
90	I am not sure	0	
93	Prefer not to answer	3	<div><div></div>0.1%</div>
95	Not had sex with this partner in the last 4 weeks	0	
97	N/A	0	
98	Don't know	0	
Sysmiss		669	
Warning: these figures indicate the number of cases found in the data file. They cannot be interpreted as summary statistics of the population of interest.			
# mv_ment_health12: Were you generally unhappy with things you were doing each day?			
Information	[Type= discrete] [Format=numeric] [Range= 0-98] [Missing=*]		
Statistics [NW/ W]	[Valid=2395 /-] [Invalid=669 /-]		
Value	Label	Cases	Percentage
0	No, I have never had it	0	
1	Yes	390	<div><div></div>16.3%</div>
2	No	1997	<div><div></div>83.4%</div>
3	Yes, but not sure about the exact age	0	
90	I am not sure	0	
93	Prefer not to answer	8	<div><div></div>0.3%</div>
95	Not had sex with this partner in the last 4 weeks	0	
97	N/A	0	
98	Don't know	0	
Sysmiss		669	
Warning: these figures indicate the number of cases found in the data file. They cannot be interpreted as summary statistics of the population of interest.			
# mv_ment_health13: Was your work/school lagging behind?			
Information	[Type= discrete] [Format=numeric] [Range= 0-98] [Missing=*]		
Statistics [NW/ W]	[Valid=2394 /-] [Invalid=670 /-]		
Value	Label	Cases	Percentage
0	No, I have never had it	0	
1	Yes	455	<div><div></div>19.0%</div>
2	No	1936	<div><div></div>80.9%</div>
3	Yes, but not sure about the exact age	0	
90	I am not sure	0	
93	Prefer not to answer	3	<div><div></div>0.1%</div>
95	Not had sex with this partner in the last 4 weeks	0	
97	N/A	0	
98	Don't know	0	
Sysmiss		670	
Warning: these figures indicate the number of cases found in the data file. They cannot be interpreted as summary statistics of the population of interest.			
# mv_ment_health14: Did you feel you had problems in deciding what to do?			
Information	[Type= discrete] [Format=numeric] [Range= 0-98] [Missing=*]		
Statistics [NW/ W]	[Valid=2395 /-] [Invalid=669 /-]		

# mv_ment_health14: Did you feel you had problems in deciding what to do?			
Value	Label	Cases	Percentage
0	No, I have never had it	0	
1	Yes	484	<div><div></div></div> 20.2%
2	No	1906	<div><div></div></div> 79.6%
3	Yes, but not sure about the exact age	0	
90	I am not sure	0	
93	Prefer not to answer	5	<div><div></div></div> 0.2%
95	Not had sex with this partner in the last 4 weeks	0	
97	N/A	0	
98	Don't know	0	
Sysmiss		669	
Warning: these figures indicate the number of cases found in the data file. They cannot be interpreted as summary statistics of the population of interest.			
# mv_gsescale01: I can always solve difficult problems if I try hard enough			
Information	[Type= discrete] [Format=numeric] [Range= 1-4] [Missing=*]		
Statistics [NW/ W]	[Valid=2395 /-] [Invalid=669 /-]		
Value	Label	Cases	Percentage
1	Not at all true	295	<div><div></div></div> 12.3%
2	Hardly true	166	<div><div></div></div> 6.9%
3	Moderately true	424	<div><div></div></div> 17.7%
4	Exactly true	1510	<div><div></div></div> 63.0%
Sysmiss		669	
Warning: these figures indicate the number of cases found in the data file. They cannot be interpreted as summary statistics of the population of interest.			
# mv_gsescale02: If someone is against me (opposes me), I can find the means and ways to get what			
Information	[Type= discrete] [Format=numeric] [Range= 1-4] [Missing=*]		
Statistics [NW/ W]	[Valid=2395 /-] [Invalid=669 /-]		
Value	Label	Cases	Percentage
1	Not at all true	283	<div><div></div></div> 11.8%
2	Hardly true	213	<div><div></div></div> 8.9%
3	Moderately true	413	<div><div></div></div> 17.2%
4	Exactly true	1486	<div><div></div></div> 62.0%
Sysmiss		669	
Warning: these figures indicate the number of cases found in the data file. They cannot be interpreted as summary statistics of the population of interest.			
# mv_gsescale03: It is easy for me to stick to my aims and accomplish my goals			
Information	[Type= discrete] [Format=numeric] [Range= 1-4] [Missing=*]		
Statistics [NW/ W]	[Valid=2395 /-] [Invalid=669 /-]		
Value	Label	Cases	Percentage
1	Not at all true	206	<div><div></div></div> 8.6%
2	Hardly true	233	<div><div></div></div> 9.7%
3	Moderately true	372	<div><div></div></div> 15.5%
4	Exactly true	1584	<div><div></div></div> 66.1%
Sysmiss		669	
Warning: these figures indicate the number of cases found in the data file. They cannot be interpreted as summary statistics of the population of interest.			

# mv_gsescale04: I am confident that I could handle unexpected events well				
Information		[Type= discrete] [Format=numeric] [Range= 1-4] [Missing=*]		
Statistics [NW/ W]		[Valid=2395 /-] [Invalid=669 /-]		
Value	Label	Cases	Percentage	
1	Not at all true	200	<div><div></div></div>	8.4%
2	Hardly true	224	<div><div></div></div>	9.4%
3	Moderately true	350	<div><div></div></div>	14.6%
4	Exactly true	1621	<div><div></div></div>	67.7%
Sysmiss		669		
Warning: these figures indicate the number of cases found in the data file. They cannot be interpreted as summary statistics of the population of interest.				
# mv_gsescale05: Thanks to my resourcefulness, I know how to manage unexpected (unforeseen) situa				
Information		[Type= discrete] [Format=numeric] [Range= 1-4] [Missing=*]		
Statistics [NW/ W]		[Valid=2395 /-] [Invalid=669 /-]		
Value	Label	Cases	Percentage	
1	Not at all true	214	<div><div></div></div>	8.9%
2	Hardly true	223	<div><div></div></div>	9.3%
3	Moderately true	390	<div><div></div></div>	16.3%
4	Exactly true	1568	<div><div></div></div>	65.5%
Sysmiss		669		
Warning: these figures indicate the number of cases found in the data file. They cannot be interpreted as summary statistics of the population of interest.				
# mv_gsescale06: I can solve most problems if I make the necessary effort				
Information		[Type= discrete] [Format=numeric] [Range= 1-4] [Missing=*]		
Statistics [NW/ W]		[Valid=2395 /-] [Invalid=669 /-]		
Value	Label	Cases	Percentage	
1	Not at all true	248	<div><div></div></div>	10.4%
2	Hardly true	227	<div><div></div></div>	9.5%
3	Moderately true	428	<div><div></div></div>	17.9%
4	Exactly true	1492	<div><div></div></div>	62.3%
Sysmiss		669		
Warning: these figures indicate the number of cases found in the data file. They cannot be interpreted as summary statistics of the population of interest.				
# mv_gsescale07: I can remain calm when facing difficulties because I can rely on my own coping a				
Information		[Type= discrete] [Format=numeric] [Range= 1-4] [Missing=*]		
Statistics [NW/ W]		[Valid=2395 /-] [Invalid=669 /-]		
Value	Label	Cases	Percentage	
1	Not at all true	89	<div><div></div></div>	3.7%
2	Hardly true	208	<div><div></div></div>	8.7%
3	Moderately true	328	<div><div></div></div>	13.7%
4	Exactly true	1770	<div><div></div></div>	73.9%
Sysmiss		669		
Warning: these figures indicate the number of cases found in the data file. They cannot be interpreted as summary statistics of the population of interest.				
# mv_gsescale08: When I am faced with a problem, I can usually find several solutions				
Information		[Type= discrete] [Format=numeric] [Range= 1-4] [Missing=*]		
Statistics [NW/ W]		[Valid=2395 /-] [Invalid=669 /-]		

# mv_gsescale08: When I am faced with a problem, I can usually find several solutions				
Value		Label	Cases	Percentage
1		Not at all true	100	<div><div></div></div> 4.2%
2		Hardly true	216	<div><div></div></div> 9.0%
3		Moderately true	362	<div><div></div></div> 15.1%
4		Exactly true	1717	<div><div></div></div> 71.7%
Sysmiss			669	
Warning: these figures indicate the number of cases found in the data file. They cannot be interpreted as summary statistics of the population of interest.				
# mv_gsescale09: If I am in trouble, I can usually think of a solution				
Information		[Type= discrete] [Format=numeric] [Range= 1-4] [Missing=*]		
Statistics [NW/ W]		[Valid=2395 /-] [Invalid=669 /-]		
Value		Label	Cases	Percentage
1		Not at all true	93	<div><div></div></div> 3.9%
2		Hardly true	217	<div><div></div></div> 9.1%
3		Moderately true	343	<div><div></div></div> 14.3%
4		Exactly true	1742	<div><div></div></div> 72.7%
Sysmiss			669	
Warning: these figures indicate the number of cases found in the data file. They cannot be interpreted as summary statistics of the population of interest.				
# mv_gsescale10: I can usually handle whatever comes my way				
Information		[Type= discrete] [Format=numeric] [Range= 1-4] [Missing=*]		
Statistics [NW/ W]		[Valid=2395 /-] [Invalid=669 /-]		
Value		Label	Cases	Percentage
1		Not at all true	285	<div><div></div></div> 11.9%
2		Hardly true	266	<div><div></div></div> 11.1%
3		Moderately true	340	<div><div></div></div> 14.2%
4		Exactly true	1504	<div><div></div></div> 62.8%
Sysmiss			669	
Warning: these figures indicate the number of cases found in the data file. They cannot be interpreted as summary statistics of the population of interest.				
# mv_connmuscale01: I am able to use a condom every time I have sexual intercourse				
Information		[Type= discrete] [Format=numeric] [Range= 1-4] [Missing=*]		
Statistics [NW/ W]		[Valid=2395 /-] [Invalid=669 /-]		
Value		Label	Cases	Percentage
1		Not at all true	521	<div><div></div></div> 21.8%
2		Hardly true	146	<div><div></div></div> 6.1%
3		Moderately true	208	<div><div></div></div> 8.7%
4		Exactly true	1520	<div><div></div></div> 63.5%
Sysmiss			669	
Warning: these figures indicate the number of cases found in the data file. They cannot be interpreted as summary statistics of the population of interest.				
# mv_connmuscale02: I am able to ask my partner to use a condom every time we have sexual intercou				
Information		[Type= discrete] [Format=numeric] [Range= 1-4] [Missing=*]		
Statistics [NW/ W]		[Valid=2395 /-] [Invalid=669 /-]		
Value		Label	Cases	Percentage
1		Not at all true	444	<div><div></div></div> 18.5%
2		Hardly true	135	<div><div></div></div> 5.6%

# mv_connuscalescale02: I am able to ask my partner to use a condom every time we have sexual intercours			
Value	Label	Cases	Percentage
3	Moderately true	186	<div><div></div></div> 7.8%
4	Exactly true	1630	<div><div></div></div> 68.1%
Sysmiss		669	
Warning: these figures indicate the number of cases found in the data file. They cannot be interpreted as summary statistics of the population of interest.			
# mv_connuscalescale03: I am able to use a condom during sex after I have been drinking or taking drugs			
Information	[Type= discrete] [Format=numeric] [Range= 1-4] [Missing=*]		
Statistics [NW/ W]	[Valid=2395 /-] [Invalid=669 /-]		
Value	Label	Cases	Percentage
1	Not at all true	765	<div><div></div></div> 31.9%
2	Hardly true	87	<div><div></div></div> 3.6%
3	Moderately true	206	<div><div></div></div> 8.6%
4	Exactly true	1337	<div><div></div></div> 55.8%
Sysmiss		669	
Warning: these figures indicate the number of cases found in the data file. They cannot be interpreted as summary statistics of the population of interest.			
# mv_connuscalescale04: I am able to refuse sex if [my partner / the man] will not use a condom			
Information	[Type= discrete] [Format=numeric] [Range= 1-4] [Missing=*]		
Statistics [NW/ W]	[Valid=2394 /-] [Invalid=670 /-]		
Value	Label	Cases	Percentage
1	Not at all true	525	<div><div></div></div> 21.9%
2	Hardly true	116	<div><div></div></div> 4.8%
3	Moderately true	192	<div><div></div></div> 8.0%
4	Exactly true	1561	<div><div></div></div> 65.2%
Sysmiss		670	
Warning: these figures indicate the number of cases found in the data file. They cannot be interpreted as summary statistics of the population of interest.			
# mv_sexnegscale01: I am able to avoid sex any time I don't want to			
Information	[Type= discrete] [Format=numeric] [Range= 1-4] [Missing=*]		
Statistics [NW/ W]	[Valid=2393 /-] [Invalid=671 /-]		
Value	Label	Cases	Percentage
1	Not at all true	204	<div><div></div></div> 8.5%
2	Hardly true	36	<div><div></div></div> 1.5%
3	Moderately true	78	<div><div></div></div> 3.3%
4	Exactly true	2075	<div><div></div></div> 86.7%
Sysmiss		671	
Warning: these figures indicate the number of cases found in the data file. They cannot be interpreted as summary statistics of the population of interest.			
# mv_healthserv_scale01: I feel confident that I could visit a health facility or testing center to get a			
Information	[Type= discrete] [Format=numeric] [Range= 1-4] [Missing=*]		
Statistics [NW/ W]	[Valid=2394 /-] [Invalid=670 /-]		
Value	Label	Cases	Percentage
1	Not at all true	68	<div><div></div></div> 2.8%
2	Hardly true	39	<div><div></div></div> 1.6%
3	Moderately true	66	<div><div></div></div> 2.8%
4	Exactly true	2221	<div><div></div></div> 92.8%

# mv_healthserv_scale01: I feel confident that I could visit a health facility or testing center to get a			
Value	Label	Cases	Percentage
Sysmiss		670	
Warning: these figures indicate the number of cases found in the data file. They cannot be interpreted as summary statistics of the population of interest.			
# mv_healthserv_scale02: I am confident that I could access ARVs if needed them			
Information	[Type= discrete] [Format=numeric] [Range= 1-4] [Missing=*]		
Statistics [NW/ W]	[Valid=2395 /-] [Invalid=669 /-]		
Value	Label	Cases	Percentage
1	Not at all true	56	2.3%
2	Hardly true	50	2.1%
3	Moderately true	81	3.4%
4	Exactly true	2208	92.2%
Sysmiss		669	
Warning: these figures indicate the number of cases found in the data file. They cannot be interpreted as summary statistics of the population of interest.			
# mv_healthserv_scale03: I am confident that I would be able to go to a health clinic for any reason, if			
Information	[Type= discrete] [Format=numeric] [Range= 1-4] [Missing=*]		
Statistics [NW/ W]	[Valid=2395 /-] [Invalid=669 /-]		
Value	Label	Cases	Percentage
1	Not at all true	29	1.2%
2	Hardly true	55	2.3%
3	Moderately true	81	3.4%
4	Exactly true	2230	93.1%
Sysmiss		669	
Warning: these figures indicate the number of cases found in the data file. They cannot be interpreted as summary statistics of the population of interest.			
# mv_general_hopeful: I generally feel hopeful about my future.			
Information	[Type= discrete] [Format=numeric] [Range= 1-5] [Missing=*]		
Statistics [NW/ W]	[Valid=2391 /-] [Invalid=673 /-]		
Value	Label	Cases	Percentage
1	Strongly Disagree	5	0.2%
2	Disagree	34	1.4%
3	Not sure	107	4.5%
4	Agree	1608	67.3%
5	Strongly Agree	637	26.6%
Sysmiss		673	
Warning: these figures indicate the number of cases found in the data file. They cannot be interpreted as summary statistics of the population of interest.			
# mv_will_take_care: The future will take care of itself			
Information	[Type= discrete] [Format=numeric] [Range= 1-5] [Missing=*]		
Statistics [NW/ W]	[Valid=2391 /-] [Invalid=673 /-]		
Value	Label	Cases	Percentage
1	Strongly Disagree	253	10.6%
2	Disagree	722	30.2%
3	Not sure	197	8.2%
4	Agree	1003	41.9%
5	Strongly Agree	216	9.0%

# mv_will_take_care: The future will take care of itself			
Value	Label	Cases	Percentage
Sysmiss		673	
Warning: these figures indicate the number of cases found in the data file. They cannot be interpreted as summary statistics of the population of interest.			
# mv_hope_helps_me_cope: Having hope helps me cope with day-to-day challenges			
Information	[Type= discrete] [Format=numeric] [Range= 1-5] [Missing=*]		
Statistics [NW/ W]	[Valid=2391 /-] [Invalid=673 /-]		
Value	Label	Cases	Percentage
1	Strongly Disagree	8	0.3%
2	Disagree	32	1.3%
3	Not sure	117	4.9%
4	Agree	1698	71.0%
5	Strongly Agree	536	22.4%
Sysmiss		673	
Warning: these figures indicate the number of cases found in the data file. They cannot be interpreted as summary statistics of the population of interest.			
# mv_set_longterm_goal: I have set long-term goals for my life			
Information	[Type= discrete] [Format=numeric] [Range= 1-5] [Missing=*]		
Statistics [NW/ W]	[Valid=2391 /-] [Invalid=673 /-]		
Value	Label	Cases	Percentage
1	Strongly Disagree	1	0.0%
2	Disagree	36	1.5%
3	Not sure	84	3.5%
4	Agree	1721	72.0%
5	Strongly Agree	549	23.0%
Sysmiss		673	
Warning: these figures indicate the number of cases found in the data file. They cannot be interpreted as summary statistics of the population of interest.			
# mv_believe_if_i_work: I believe that if I work hard today, I can achieve my long term goals			
Information	[Type= discrete] [Format=numeric] [Range= 1-5] [Missing=*]		
Statistics [NW/ W]	[Valid=2391 /-] [Invalid=673 /-]		
Value	Label	Cases	Percentage
1	Strongly Disagree	2	0.1%
2	Disagree	26	1.1%
3	Not sure	123	5.1%
4	Agree	1716	71.8%
5	Strongly Agree	524	21.9%
Sysmiss		673	
Warning: these figures indicate the number of cases found in the data file. They cannot be interpreted as summary statistics of the population of interest.			

# mv_confident_i_can: I am confident that I can get the things that I hope for			
Information	[Type= discrete] [Format=numeric] [Range= 1-5] [Missing=*]		
Statistics [NW/ W]	[Valid=2391 /-] [Invalid=673 /-]		
Value	Label	Cases	Percentage
1	Strongly Disagree	7	0.3%
2	Disagree	47	2.0%
3	Not sure	198	8.3%
4	Agree	1714	71.7%
5	Strongly Agree	425	17.8%
Sysmiss		673	
Warning: these figures indicate the number of cases found in the data file. They cannot be interpreted as summary statistics of the population of interest.			
# mv_easy_stick_goals: (It is easy for me to stick to my aims and accomplish my goals			
Information	[Type= discrete] [Format=numeric] [Range= 1-5] [Missing=*]		
Statistics [NW/ W]	[Valid=2389 /-] [Invalid=675 /-]		
Value	Label	Cases	Percentage
1	Strongly Disagree	13	0.5%
2	Disagree	94	3.9%
3	Not sure	213	8.9%
4	Agree	1668	69.8%
5	Strongly Agree	401	16.8%
Sysmiss		675	
Warning: these figures indicate the number of cases found in the data file. They cannot be interpreted as summary statistics of the population of interest.			
# mv_deal_unexpected: I am confident that I could deal efficiently with unexpected events			
Information	[Type= discrete] [Format=numeric] [Range= 1-5] [Missing=*]		
Statistics [NW/ W]	[Valid=2391 /-] [Invalid=673 /-]		
Value	Label	Cases	Percentage
1	Strongly Disagree	13	0.5%
2	Disagree	42	1.8%
3	Not sure	231	9.7%
4	Agree	1718	71.9%
5	Strongly Agree	387	16.2%
Sysmiss		673	
Warning: these figures indicate the number of cases found in the data file. They cannot be interpreted as summary statistics of the population of interest.			
# mv_young_people_in_comm: Young people in general are in your community?			
Information	[Type= discrete] [Format=numeric] [Range= 1-5] [Missing=*]		
Statistics [NW/ W]	[Valid=2391 /-] [Invalid=673 /-]		
Value	Label	Cases	Percentage
1	Not important at all	116	4.9%
2	Not very important	217	9.1%
3	I don?t/no opinion	397	16.6%
4	Very important	1513	63.3%
5	Extremely important	148	6.2%
Sysmiss		673	
Warning: these figures indicate the number of cases found in the data file. They cannot be interpreted as summary statistics of the population of interest.			

# mv_young_people_like_comm: Young people like you are in your community?			
Information	[Type= discrete] [Format=numeric] [Range= 1-5] [Missing=*]		
Statistics [NW/ W]	[Valid=2390 /-] [Invalid=674 /-]		
Value	Label	Cases	Percentage
1	Not important at all	107	<div><div></div></div> 4.5%
2	Not very important	178	<div><div></div></div> 7.4%
3	I don?t/no opinion	434	<div><div></div></div> 18.2%
4	Very important	1548	<div><div></div></div> 64.8%
5	Extremely important	123	<div><div></div></div> 5.1%
Sysmiss		674	
Warning: these figures indicate the number of cases found in the data file. They cannot be interpreted as summary statistics of the population of interest.			
# mv_young_people_in_sa: Young people in general are in South Africa?			
Information	[Type= discrete] [Format=numeric] [Range= 1-5] [Missing=*]		
Statistics [NW/ W]	[Valid=2390 /-] [Invalid=674 /-]		
Value	Label	Cases	Percentage
1	Not important at all	71	<div><div></div></div> 3.0%
2	Not very important	104	<div><div></div></div> 4.4%
3	I don?t/no opinion	240	<div><div></div></div> 10.0%
4	Very important	1612	<div><div></div></div> 67.4%
5	Extremely important	363	<div><div></div></div> 15.2%
Sysmiss		674	
Warning: these figures indicate the number of cases found in the data file. They cannot be interpreted as summary statistics of the population of interest.			
# mv_young_people_like_sa: Young people like you are in South Africa?			
Information	[Type= discrete] [Format=numeric] [Range= 1-5] [Missing=*]		
Statistics [NW/ W]	[Valid=2391 /-] [Invalid=673 /-]		
Value	Label	Cases	Percentage
1	Not important at all	75	<div><div></div></div> 3.1%
2	Not very important	109	<div><div></div></div> 4.6%
3	I don?t/no opinion	346	<div><div></div></div> 14.5%
4	Very important	1619	<div><div></div></div> 67.7%
5	Extremely important	242	<div><div></div></div> 10.1%
Sysmiss		673	
Warning: these figures indicate the number of cases found in the data file. They cannot be interpreted as summary statistics of the population of interest.			
# mv_in_your_community: You are in your community?			
Information	[Type= discrete] [Format=numeric] [Range= 1-5] [Missing=*]		
Statistics [NW/ W]	[Valid=2391 /-] [Invalid=673 /-]		
Value	Label	Cases	Percentage
1	Not important at all	112	<div><div></div></div> 4.7%
2	Not very important	201	<div><div></div></div> 8.4%
3	I don?t/no opinion	505	<div><div></div></div> 21.1%
4	Very important	1446	<div><div></div></div> 60.5%
5	Extremely important	127	<div><div></div></div> 5.3%
Sysmiss		673	
Warning: these figures indicate the number of cases found in the data file. They cannot be interpreted as summary statistics of the population of interest.			

# mv_i_consider_myself: In general, I consider myself			
Information	[Type= discrete] [Format=numeric] [Range= 1-5] [Missing=*]		
Statistics [NW/ W]	[Valid=2391 /-] [Invalid=673 /-]		
Value	Label	Cases	Percentage
1	Not very happy	18	<div><div></div></div> 0.8%
2	Not happy	77	<div><div></div></div> 3.2%
3	Neutral	503	<div><div></div></div> 21.0%
4	Happy	1467	<div><div></div></div> 61.4%
5	Very happy	326	<div><div></div></div> 13.6%
Sysmiss		673	
Warning: these figures indicate the number of cases found in the data file. They cannot be interpreted as summary statistics of the population of interest.			
# mv_comp_to_peers: Compared to most of my peers, I consider myself			
Information	[Type= discrete] [Format=numeric] [Range= 1-5] [Missing=*]		
Statistics [NW/ W]	[Valid=2391 /-] [Invalid=673 /-]		
Value	Label	Cases	Percentage
1	Not very happy	25	<div><div></div></div> 1.0%
2	Not happy	112	<div><div></div></div> 4.7%
3	Neutral	495	<div><div></div></div> 20.7%
4	Happy	1408	<div><div></div></div> 58.9%
5	Very happy	351	<div><div></div></div> 14.7%
Sysmiss		673	
Warning: these figures indicate the number of cases found in the data file. They cannot be interpreted as summary statistics of the population of interest.			
# mv_think_last_mth: Thinking about the last month, how would you describe your happiness			
Information	[Type= discrete] [Format=numeric] [Range= 1-5] [Missing=*]		
Statistics [NW/ W]	[Valid=2389 /-] [Invalid=675 /-]		
Value	Label	Cases	Percentage
1	Not very happy	29	<div><div></div></div> 1.2%
2	Not happy	140	<div><div></div></div> 5.9%
3	Neutral	491	<div><div></div></div> 20.6%
4	Happy	1383	<div><div></div></div> 57.9%
5	Very happy	346	<div><div></div></div> 14.5%
Sysmiss		675	
Warning: these figures indicate the number of cases found in the data file. They cannot be interpreted as summary statistics of the population of interest.			
# mv_my_life_ideal: In most ways my life is close to my ideal			
Information	[Type= discrete] [Format=numeric] [Range= 1-5] [Missing=*]		
Statistics [NW/ W]	[Valid=2388 /-] [Invalid=676 /-]		
Value	Label	Cases	Percentage
1	Strongly Disagree	27	<div><div></div></div> 1.1%
2	Disagree	234	<div><div></div></div> 9.8%
3	Not sure	279	<div><div></div></div> 11.7%
4	Agree	1589	<div><div></div></div> 66.5%
5	Strongly Agree	259	<div><div></div></div> 10.8%
Sysmiss		676	
Warning: these figures indicate the number of cases found in the data file. They cannot be interpreted as summary statistics of the population of interest.			

# mv_condit_excell: The conditions of my life are excellent			
Information	[Type= discrete] [Format=numeric] [Range= 1-5] [Missing=*]		
Statistics [NW/ W]	[Valid=2390 /-] [Invalid=674 /-]		
Value	Label	Cases	Percentage
1	Strongly Disagree	37	<div><div></div></div> 1.5%
2	Disagree	164	<div><div></div></div> 6.9%
3	Not sure	230	<div><div></div></div> 9.6%
4	Agree	1696	<div><div></div></div> 71.0%
5	Strongly Agree	263	<div><div></div></div> 11.0%
Sysmiss		674	
Warning: these figures indicate the number of cases found in the data file. They cannot be interpreted as summary statistics of the population of interest.			
# mv_satisfied_my_life: I am satisfied with my life			
Information	[Type= discrete] [Format=numeric] [Range= 1-5] [Missing=*]		
Statistics [NW/ W]	[Valid=2390 /-] [Invalid=674 /-]		
Value	Label	Cases	Percentage
1	Strongly Disagree	46	<div><div></div></div> 1.9%
2	Disagree	248	<div><div></div></div> 10.4%
3	Not sure	247	<div><div></div></div> 10.3%
4	Agree	1598	<div><div></div></div> 66.9%
5	Strongly Agree	251	<div><div></div></div> 10.5%
Sysmiss		674	
Warning: these figures indicate the number of cases found in the data file. They cannot be interpreted as summary statistics of the population of interest.			
# mv_gotten_imp_things: (So far I have gotten the important things I want in life			
Information	[Type= discrete] [Format=numeric] [Range= 1-5] [Missing=*]		
Statistics [NW/ W]	[Valid=2391 /-] [Invalid=673 /-]		
Value	Label	Cases	Percentage
1	Strongly Disagree	246	<div><div></div></div> 10.3%
2	Disagree	972	<div><div></div></div> 40.7%
3	Not sure	277	<div><div></div></div> 11.6%
4	Agree	827	<div><div></div></div> 34.6%
5	Strongly Agree	69	<div><div></div></div> 2.9%
Sysmiss		673	
Warning: these figures indicate the number of cases found in the data file. They cannot be interpreted as summary statistics of the population of interest.			
# mv_change_nothing: If I could live my life over, I would change almost nothing			
Information	[Type= discrete] [Format=numeric] [Range= 1-5] [Missing=*]		
Statistics [NW/ W]	[Valid=2391 /-] [Invalid=673 /-]		
Value	Label	Cases	Percentage
1	Strongly Disagree	140	<div><div></div></div> 5.9%
2	Disagree	713	<div><div></div></div> 29.8%
3	Not sure	277	<div><div></div></div> 11.6%
4	Agree	1215	<div><div></div></div> 50.8%
5	Strongly Agree	46	<div><div></div></div> 1.9%
Sysmiss		673	
Warning: these figures indicate the number of cases found in the data file. They cannot be interpreted as summary statistics of the population of interest.			

# ms_household_owns_tv: Do you/your household own a TV?			
Information	[Type= discrete] [Format=numeric] [Range= 0-98] [Missing=*]		
Statistics [NW/ W]	[Valid=2395 -/] [Invalid=669 -/]		
Value	Label	Cases	Percentage
0	No, I have never had it	0	
1	Yes	2051	<div><div></div></div> 85.6%
2	No	293	<div><div></div></div> 12.2%
3	Yes, but not sure about the exact age	49	<div><div></div></div> 2.0%
90	I am not sure	0	
93	Prefer not to answer	2	<div><div></div></div> 0.1%
95	Not had sex with this partner in the last 4 weeks	0	
97	N/A	0	
98	Don't know	0	
Sysmiss		669	
Warning: these figures indicate the number of cases found in the data file. They cannot be interpreted as summary statistics of the population of interest.			
# ms_watch_tv_freq: How often do you watch TV?			
Information	[Type= discrete] [Format=numeric] [Range= 1-4] [Missing=*]		
Statistics [NW/ W]	[Valid=2395 -/] [Invalid=669 -/]		
Value	Label	Cases	Percentage
1	Never	240	<div><div></div></div> 10.0%
2	Daily	1676	<div><div></div></div> 70.0%
3	Weekly	366	<div><div></div></div> 15.3%
4	Monthly	113	<div><div></div></div> 4.7%
Sysmiss		669	
Warning: these figures indicate the number of cases found in the data file. They cannot be interpreted as summary statistics of the population of interest.			
# ms_watch_tv_where: Where do you usually (by usually we mean mostly, or commonly, or regularly) watc			
Information	[Type= discrete] [Format=numeric] [Range= 1-96] [Missing=*]		
Statistics [NW/ W]	[Valid=2152 -/] [Invalid=912 -/]		
Value	Label	Cases	Percentage
1	Home	2049	<div><div></div></div> 95.2%
2	Bars	18	<div><div></div></div> 0.8%
3	At friend's house	64	<div><div></div></div> 3.0%
4	School	4	<div><div></div></div> 0.2%
96	Other specify	17	<div><div></div></div> 0.8%
Sysmiss		912	
Warning: these figures indicate the number of cases found in the data file. They cannot be interpreted as summary statistics of the population of interest.			
# ms_watch_tv_where_oth: Please specify details on the other places where you watch TV			
Information	[Type= discrete] [Format=character] [Missing=*]		
Statistics [NW/ W]	[Valid=17 -/] [Invalid=0 -/]		
# ms_cntrl_tv_remote: If at home - Who has more control over the television remote or have more say ab			
Information	[Type= discrete] [Format=numeric] [Range= 1-96] [Missing=*]		
Statistics [NW/ W]	[Valid=2128 -/] [Invalid=936 -/]		
Value	Label	Cases	Percentage
1	Mother	206	<div><div></div></div> 9.7%

# ms_cntrl_tv_remote: If at home - Who has more control over the television remote or have more say ab			
Value	Label	Cases	Percentage
2	Father	65	<div><div></div></div> 3.1%
3	Grandparents	112	<div><div></div></div> 5.3%
4	Brother	192	<div><div></div></div> 9.0%
5	Sister	214	<div><div></div></div> 10.1%
6	Myself	770	<div><div></div></div> 36.2%
96	Other specify	569	<div><div></div></div> 26.7%
Sysmiss		936	
Warning: these figures indicate the number of cases found in the data file. They cannot be interpreted as summary statistics of the population of interest.			
# ms_cntrl_tv_remote_oth: Please specify details on the other person who has control of the TV remote at h			
Information	[Type= discrete] [Format=character] [Missing=*]		
Statistics [NW/ W]	[Valid=570 /-] [Invalid=0 /-]		
# ms_ever_watched_shuga: Have you ever watched MTV Shuga?			
Information	[Type= discrete] [Format=numeric] [Range= 0-98] [Missing=*]		
Statistics [NW/ W]	[Valid=2395 /-] [Invalid=669 /-]		
Value	Label	Cases	Percentage
0	No, I have never had it	0	
1	Yes	115	<div><div></div></div> 4.8%
2	No	2279	<div><div></div></div> 95.2%
3	Yes, but not sure about the exact age	0	
90	I am not sure	0	
93	Prefer not to answer	1	<div><div></div></div> 0.0%
95	Not had sex with this partner in the last 4 weeks	0	
97	N/A	0	
98	Don't know	0	
Sysmiss		669	
Warning: these figures indicate the number of cases found in the data file. They cannot be interpreted as summary statistics of the population of interest.			
# ms_ever_heard_of_shuga: If no - have you heard of it?			
Information	[Type= discrete] [Format=numeric] [Range= 0-98] [Missing=*]		
Statistics [NW/ W]	[Valid=2277 /-] [Invalid=787 /-]		
Value	Label	Cases	Percentage
0	No, I have never had it	0	
1	Yes	560	<div><div></div></div> 24.6%
2	No	1712	<div><div></div></div> 75.2%
3	Yes, but not sure about the exact age	0	
90	I am not sure	0	
93	Prefer not to answer	5	<div><div></div></div> 0.2%
95	Not had sex with this partner in the last 4 weeks	0	
97	N/A	0	
98	Don't know	0	
Sysmiss		787	
Warning: these figures indicate the number of cases found in the data file. They cannot be interpreted as summary statistics of the population of interest.			
# ms_ever_watched_source: If yes, from where/who?			
Information	[Type= discrete] [Format=numeric] [Range= 1-96] [Missing=*]		

# ms\_ever\_watched\_source: If yes, from where/who?

Statistics [NW/ W]

[Valid=114 /-] [Invalid=2950 /-]

Value	Label	Cases	Percentage
1	TV / Radio	111	97.4%
2	Newspapers	0	
3	Booklets	0	
4	Internet	0	
5	You Tube	2	1.8%
6	Friends	0	
96	Other specify	1	0.9%
Sysmiss		2950	

Warning: these figures indicate the number of cases found in the data file. They cannot be interpreted as summary statistics of the population of interest.

# ms\_ever\_watched\_sourc\_oth: Please specify details on the other source where you have watched Shuga

Information

[Type= discrete] [Format=character] [Missing=\*]

Statistics [NW/ W]

[Valid=1 /-] [Invalid=0 /-]

# ms\_which\_series\_of\_shuga: Which country series did you watch?

Information

[Type= discrete] [Format=numeric] [Range= 1-98] [Missing=\*]

Statistics [NW/ W]

[Valid=115 /-] [Invalid=2949 /-]

Value	Label	Cases	Percentage
1	South Africa	41	35.7%
2	Nigeria	64	55.7%
3	Kenya	1	0.9%
96	Other specify	0	
98	Don't know	9	7.8%
Sysmiss		2949	

Warning: these figures indicate the number of cases found in the data file. They cannot be interpreted as summary statistics of the population of interest.

# ms\_which\_series\_oth: Please specify details on the other series of MTV Shugat that you have watched

Information

[Type= discrete] [Format=character] [Missing=\*]

Statistics [NW/ W]

[Valid=0 /-] [Invalid=0 /-]

# ms\_num\_times\_watched: How many times did you watch MTV Shuga the South African season?

Information

[Type= discrete] [Format=numeric] [Range= 1-93] [Missing=\*]

Statistics [NW/ W]

[Valid=41 /-] [Invalid=3023 /-]

Value	Label	Cases	Percentage
1	Once	16	39.0%
2	More than once	25	61.0%
93	Prefer not to answer	0	
Sysmiss		3023	

Warning: these figures indicate the number of cases found in the data file. They cannot be interpreted as summary statistics of the population of interest.

# ms\_knowl\_pay\_rent: Did Ipeleng take the money that Rakeem offered her to pay her rent?

Information

[Type= discrete] [Format=numeric] [Range= 0-98] [Missing=\*]

Statistics [NW/ W]

[Valid=41 /-] [Invalid=3023 /-]

Value	Label	Cases	Percentage
0	No, I have never had it	0	

# ms_knowl_pay_rent: Did Ipeleng take the money that Rakeem offered her to pay her rent?			
Value	Label	Cases	Percentage
1	Yes	15	<div><div></div></div> 36.6%
2	No	7	<div><div></div></div> 17.1%
3	Yes, but not sure about the exact age	0	
90	I am not sure	0	
93	Prefer not to answer	0	
95	Not had sex with this partner in the last 4 weeks	0	
97	N/A	0	
98	Don't know	19	<div><div></div></div> 46.3%
Sysmiss		3023	
Warning: these figures indicate the number of cases found in the data file. They cannot be interpreted as summary statistics of the population of interest.			
# ms_knowl_test_together: Did Bongi and Coalstove have an HIV test together?			
Information	[Type= discrete] [Format=numeric] [Range= 0-98] [Missing=*]		
Statistics [NW/ W]	[Valid=41 /-] [Invalid=3023 /-]		
Value	Label	Cases	Percentage
0	No, I have never had it	0	
1	Yes	24	<div><div></div></div> 58.5%
2	No	5	<div><div></div></div> 12.2%
3	Yes, but not sure about the exact age	0	
90	I am not sure	0	
93	Prefer not to answer	0	
95	Not had sex with this partner in the last 4 weeks	0	
97	N/A	0	
98	Don't know	12	<div><div></div></div> 29.3%
Sysmiss		3023	
Warning: these figures indicate the number of cases found in the data file. They cannot be interpreted as summary statistics of the population of interest.			
# ms_knowl_gifts_for_sex: Did Sol buy Tsholofela a smartphone and clothes to have sex with her?			
Information	[Type= discrete] [Format=numeric] [Range= 0-98] [Missing=*]		
Statistics [NW/ W]	[Valid=41 /-] [Invalid=3023 /-]		
Value	Label	Cases	Percentage
0	No, I have never had it	0	
1	Yes	26	<div><div></div></div> 63.4%
2	No	2	<div><div></div></div> 4.9%
3	Yes, but not sure about the exact age	0	
90	I am not sure	0	
93	Prefer not to answer	0	
95	Not had sex with this partner in the last 4 weeks	0	
97	N/A	0	
98	Don't know	13	<div><div></div></div> 31.7%
Sysmiss		3023	
Warning: these figures indicate the number of cases found in the data file. They cannot be interpreted as summary statistics of the population of interest.			
# ms_knowl_beaten_partner: Did Sol beat Tsholofela?			
Information	[Type= discrete] [Format=numeric] [Range= 0-98] [Missing=*]		
Statistics [NW/ W]	[Valid=41 /-] [Invalid=3023 /-]		

# ms_knowl_beaten_partner: Did Sol beat Tsholofela?			
Value	Label	Cases	Percentage
0	No, I have never had it	0	
1	Yes	27	<div><div></div></div> 65.9%
2	No	3	<div><div></div></div> 7.3%
3	Yes, but not sure about the exact age	0	
90	I am not sure	0	
93	Prefer not to answer	0	
95	Not had sex with this partner in the last 4 weeks	0	
97	N/A	0	
98	Don't know	11	<div><div></div></div> 26.8%
Sysmiss		3023	
Warning: these figures indicate the number of cases found in the data file. They cannot be interpreted as summary statistics of the population of interest.			
# ms_knowl_child_to_pub: Did Zamo take her small son with her to the pub because she like partying?			
Information	[Type= discrete] [Format=numeric] [Range= 0-98] [Missing=*]		
Statistics [NW/ W]	[Valid=41 /-] [Invalid=3023 /-]		
Value	Label	Cases	Percentage
0	No, I have never had it	0	
1	Yes	24	<div><div></div></div> 58.5%
2	No	5	<div><div></div></div> 12.2%
3	Yes, but not sure about the exact age	0	
90	I am not sure	0	
93	Prefer not to answer	0	
95	Not had sex with this partner in the last 4 weeks	0	
97	N/A	0	
98	Don't know	12	<div><div></div></div> 29.3%
Sysmiss		3023	
Warning: these figures indicate the number of cases found in the data file. They cannot be interpreted as summary statistics of the population of interest.			
# ms_knowl_relatsh_teacher: Did Khensani have a relationship with her teacher?			
Information	[Type= discrete] [Format=numeric] [Range= 0-98] [Missing=*]		
Statistics [NW/ W]	[Valid=41 /-] [Invalid=3023 /-]		
Value	Label	Cases	Percentage
0	No, I have never had it	0	
1	Yes	34	<div><div></div></div> 82.9%
2	No	0	
3	Yes, but not sure about the exact age	0	
90	I am not sure	0	
93	Prefer not to answer	0	
95	Not had sex with this partner in the last 4 weeks	0	
97	N/A	0	
98	Don't know	7	<div><div></div></div> 17.1%
Sysmiss		3023	
Warning: these figures indicate the number of cases found in the data file. They cannot be interpreted as summary statistics of the population of interest.			
# ms_knowl_have_children: Will Khensani be able to have children again in the future?			
Information	[Type= discrete] [Format=numeric] [Range= 0-98] [Missing=*]		

# ms_knowl_have_children: Will Khensani be able to have children again in the future?			
Statistics [NW/ W]		[Valid=41 /-] [Invalid=3023 /-]	
Value	Label	Cases	Percentage
0	No, I have never had it	0	
1	Yes	15	<div><div></div></div> 36.6%
2	No	10	<div><div></div></div> 24.4%
3	Yes, but not sure about the exact age	0	
90	I am not sure	0	
93	Prefer not to answer	0	
95	Not had sex with this partner in the last 4 weeks	0	
97	N/A	0	
98	Don't know	16	<div><div></div></div> 39.0%
Sysmiss		3023	
Warning: these figures indicate the number of cases found in the data file. They cannot be interpreted as summary statistics of the population of interest.			
# ms_knowl_to_take_prep: Did Femi ask Sheila to take PreP to reduce the risk of him infecting her?			
Information		[Type= discrete] [Format=numeric] [Range= 0-98] [Missing=*]	
Statistics [NW/ W]		[Valid=41 /-] [Invalid=3023 /-]	
Value	Label	Cases	Percentage
0	No, I have never had it	0	
1	Yes	21	<div><div></div></div> 51.2%
2	No	1	<div><div></div></div> 2.4%
3	Yes, but not sure about the exact age	0	
90	I am not sure	0	
93	Prefer not to answer	0	
95	Not had sex with this partner in the last 4 weeks	0	
97	N/A	0	
98	Don't know	19	<div><div></div></div> 46.3%
Sysmiss		3023	
Warning: these figures indicate the number of cases found in the data file. They cannot be interpreted as summary statistics of the population of interest.			
# ms_knowl_beaten_by_friend: Was Reggie beaten up by his friend Q for being gay?			
Information		[Type= discrete] [Format=numeric] [Range= 0-98] [Missing=*]	
Statistics [NW/ W]		[Valid=41 /-] [Invalid=3023 /-]	
Value	Label	Cases	Percentage
0	No, I have never had it	0	
1	Yes	26	<div><div></div></div> 63.4%
2	No	5	<div><div></div></div> 12.2%
3	Yes, but not sure about the exact age	0	
90	I am not sure	0	
93	Prefer not to answer	0	
95	Not had sex with this partner in the last 4 weeks	0	
97	N/A	0	
98	Don't know	10	<div><div></div></div> 24.4%
Sysmiss		3023	
Warning: these figures indicate the number of cases found in the data file. They cannot be interpreted as summary statistics of the population of interest.			

# ms_knowl_univ_bursary: Did Ipeleng get a bursary to go to university?			
Information	[Type= discrete] [Format=numeric] [Range= 0-98] [Missing=*]		
Statistics [NW/ W]	[Valid=41 /-] [Invalid=3023 /-]		
Value	Label	Cases	Percentage
0	No, I have never had it	0	
1	Yes	21	<div><div></div></div> 51.2%
2	No	5	<div><div></div></div> 12.2%
3	Yes, but not sure about the exact age	0	
90	I am not sure	0	
93	Prefer not to answer	0	
95	Not had sex with this partner in the last 4 weeks	0	
97	N/A	0	
98	Don't know	15	<div><div></div></div> 36.6%
Sysmiss		3023	
Warning: these figures indicate the number of cases found in the data file. They cannot be interpreted as summary statistics of the population of interest.			
# ms_knowl_accept_proposal: Did Sheila refuse Femi's proposal to marry him?			
Information	[Type= discrete] [Format=numeric] [Range= 0-98] [Missing=*]		
Statistics [NW/ W]	[Valid=41 /-] [Invalid=3023 /-]		
Value	Label	Cases	Percentage
0	No, I have never had it	0	
1	Yes	17	<div><div></div></div> 41.5%
2	No	6	<div><div></div></div> 14.6%
3	Yes, but not sure about the exact age	0	
90	I am not sure	0	
93	Prefer not to answer	0	
95	Not had sex with this partner in the last 4 weeks	0	
97	N/A	0	
98	Don't know	18	<div><div></div></div> 43.9%
Sysmiss		3023	
Warning: these figures indicate the number of cases found in the data file. They cannot be interpreted as summary statistics of the population of interest.			
# ms_knowl_tried_to_force: Did Sizwe try to force himself on Zamo because he thought she slept with every g			
Information	[Type= discrete] [Format=numeric] [Range= 0-98] [Missing=*]		
Statistics [NW/ W]	[Valid=40 /-] [Invalid=3024 /-]		
Value	Label	Cases	Percentage
0	No, I have never had it	0	
1	Yes	24	<div><div></div></div> 60.0%
2	No	1	<div><div></div></div> 2.5%
3	Yes, but not sure about the exact age	0	
90	I am not sure	0	
93	Prefer not to answer	0	
95	Not had sex with this partner in the last 4 weeks	0	
97	N/A	0	
98	Don't know	15	<div><div></div></div> 37.5%
Sysmiss		3024	
Warning: these figures indicate the number of cases found in the data file. They cannot be interpreted as summary statistics of the population of interest.			

# ms_knowl_get_back_together: Did Bongi and Coalstove get back together again?			
Information	[Type= discrete] [Format=numeric] [Range= 0-98] [Missing=*]		
Statistics [NW/ W]	[Valid=41 /-] [Invalid=3023 /-]		
Value	Label	Cases	Percentage
0	No, I have never had it	0	
1	Yes	21	<div><div></div></div> 51.2%
2	No	3	<div><div></div></div> 7.3%
3	Yes, but not sure about the exact age	0	
90	I am not sure	0	
93	Prefer not to answer	0	
95	Not had sex with this partner in the last 4 weeks	0	
97	N/A	0	
98	Don't know	17	<div><div></div></div> 41.5%
Sysmiss		3023	
Warning: these figures indicate the number of cases found in the data file. They cannot be interpreted as summary statistics of the population of interest.			
# ms_knowl_to_use_iud: Did the nurse at the clinic advise Bongi not to use an IUD as an on-going contra			
Information	[Type= discrete] [Format=numeric] [Range= 0-98] [Missing=*]		
Statistics [NW/ W]	[Valid=41 /-] [Invalid=3023 /-]		
Value	Label	Cases	Percentage
0	No, I have never had it	0	
1	Yes	25	<div><div></div></div> 61.0%
2	No	1	<div><div></div></div> 2.4%
3	Yes, but not sure about the exact age	0	
90	I am not sure	0	
93	Prefer not to answer	0	
95	Not had sex with this partner in the last 4 weeks	0	
97	N/A	0	
98	Don't know	15	<div><div></div></div> 36.6%
Sysmiss		3023	
Warning: these figures indicate the number of cases found in the data file. They cannot be interpreted as summary statistics of the population of interest.			
# ms_knowl_remov_condom: Did one of Zamo's boyfriends remove the condom without Zamo knowing while they w			
Information	[Type= discrete] [Format=numeric] [Range= 0-98] [Missing=*]		
Statistics [NW/ W]	[Valid=41 /-] [Invalid=3023 /-]		
Value	Label	Cases	Percentage
0	No, I have never had it	0	
1	Yes	25	<div><div></div></div> 61.0%
2	No	0	
3	Yes, but not sure about the exact age	0	
90	I am not sure	0	
93	Prefer not to answer	0	
95	Not had sex with this partner in the last 4 weeks	0	
97	N/A	0	
98	Don't know	16	<div><div></div></div> 39.0%
Sysmiss		3023	
Warning: these figures indicate the number of cases found in the data file. They cannot be interpreted as summary statistics of the population of interest.			

# ms_talked_about_shuga: Have you talked to anyone about MTV Shuga?			
Information	[Type= discrete] [Format=numeric] [Range= 0-98] [Missing=*]		
Statistics [NW/ W]	[Valid=41 /-] [Invalid=3023 /-]		
Value	Label	Cases	Percentage
0	No, I have never had it	0	
1	Yes	13	<div></div> 31.7%
2	No	22	<div></div> 53.7%
3	Yes, but not sure about the exact age	0	
90	I am not sure	0	
93	Prefer not to answer	1	<div></div> 2.4%
95	Not had sex with this partner in the last 4 weeks	0	
97	N/A	0	
98	Don't know	5	<div></div> 12.2%
Sysmiss		3023	
Warning: these figures indicate the number of cases found in the data file. They cannot be interpreted as summary statistics of the population of interest.			
# ms_talked_to_who_1: If yes, to who?			
Information	[Type= discrete] [Format=numeric] [Range= 1-93] [Missing=*]		
Statistics [NW/ W]	[Valid=8 /-] [Invalid=3056 /-]		
Value	Label	Cases	Percentage
1	Friends	8	<div></div> 100.0%
2	Sexual partner	0	
3	Boyfriend/girlfriend	0	
4	Family member	0	
5	Other non-family	0	
93	Prefer not to answe	0	
Sysmiss		3056	
Warning: these figures indicate the number of cases found in the data file. They cannot be interpreted as summary statistics of the population of interest.			
# ms_talked_to_who_4: If yes, to who?			
Information	[Type= discrete] [Format=numeric] [Range= 1-93] [Missing=*]		
Statistics [NW/ W]	[Valid=3 /-] [Invalid=3061 /-]		
Value	Label	Cases	Percentage
1	Friends	0	
2	Sexual partner	0	
3	Boyfriend/girlfriend	0	
4	Family member	3	<div></div> 100.0%
5	Other non-family	0	
93	Prefer not to answe	0	
Sysmiss		3061	
Warning: these figures indicate the number of cases found in the data file. They cannot be interpreted as summary statistics of the population of interest.			
# ms_talked_to_who_5: If yes, to who?			
Information	[Type= discrete] [Format=numeric] [Range= 1-93] [Missing=*]		
Statistics [NW/ W]	[Valid=1 /-] [Invalid=3063 /-]		
Value	Label	Cases	Percentage
1	Friends	0	

# ms_talked_to_who_5: If yes, to who?			
Value	Label	Cases	Percentage
2	Sexual partner	0	
3	Boyfriend/girlfriend	0	
4	Family member	0	
5	Other non-family	1	<div><div></div></div> 100.0%
93	Prefer not to answe	0	
Sysmiss		3063	
Warning: these figures indicate the number of cases found in the data file. They cannot be interpreted as summary statistics of the population of interest.			
# ms_talked_to_who_93: If yes, to who?			
Information	[Type= discrete] [Format=numeric] [Range= 1-93] [Missing=*]		
Statistics [NW/ W]	[Valid=1 /-] [Invalid=3063 /-]		
Value	Label	Cases	Percentage
1	Friends	0	
2	Sexual partner	0	
3	Boyfriend/girlfriend	0	
4	Family member	0	
5	Other non-family	0	
93	Prefer not to answe	1	<div><div></div></div> 100.0%
Sysmiss		3063	
Warning: these figures indicate the number of cases found in the data file. They cannot be interpreted as summary statistics of the population of interest.			
# ms_gbv_report_it: Did watching Shuga make you more willing to: Report GBV?			
Information	[Type= discrete] [Format=numeric] [Range= 0-98] [Missing=*]		
Statistics [NW/ W]	[Valid=115 /-] [Invalid=2949 /-]		
Value	Label	Cases	Percentage
0	No, I have never had it	0	
1	Yes	104	<div><div></div></div> 90.4%
2	No	9	<div><div></div></div> 7.8%
3	Yes, but not sure about the exact age	0	
90	I am not sure	0	
93	Prefer not to answer	2	<div><div></div></div> 1.7%
95	Not had sex with this partner in the last 4 weeks	0	
97	N/A	0	
98	Don't know	0	
Sysmiss		2949	
Warning: these figures indicate the number of cases found in the data file. They cannot be interpreted as summary statistics of the population of interest.			

# ms_gbv_to_talk_about_it: Did watching Shuga make you more willing to: Talk about it?			
Information	[Type= discrete] [Format=numeric] [Range= 0-98] [Missing=*]		
Statistics [NW/ W]	[Valid=114 /-] [Invalid=2950 /-]		
Value	Label	Cases	Percentage
0	No, I have never had it	0	
1	Yes	106	93.0%
2	No	7	6.1%
3	Yes, but not sure about the exact age	0	
90	I am not sure	0	
93	Prefer not to answer	1	0.9%
95	Not had sex with this partner in the last 4 weeks	0	
97	N/A	0	
98	Don't know	0	
Sysmiss		2950	
Warning: these figures indicate the number of cases found in the data file. They cannot be interpreted as summary statistics of the population of interest.			
# ms_gbv_refer_for_help: Did watching Shuga make you more willing to: Help refer affected people for help			
Information	[Type= discrete] [Format=numeric] [Range= 0-98] [Missing=*]		
Statistics [NW/ W]	[Valid=115 /-] [Invalid=2949 /-]		
Value	Label	Cases	Percentage
0	No, I have never had it	0	
1	Yes	104	90.4%
2	No	6	5.2%
3	Yes, but not sure about the exact age	0	
90	I am not sure	0	
93	Prefer not to answer	5	4.3%
95	Not had sex with this partner in the last 4 weeks	0	
97	N/A	0	
98	Don't know	0	
Sysmiss		2949	
Warning: these figures indicate the number of cases found in the data file. They cannot be interpreted as summary statistics of the population of interest.			
# ms_gbv_help_stop_it: Did watching Shuga make you more willing to: Help do something to stop it?			
Information	[Type= discrete] [Format=numeric] [Range= 0-98] [Missing=*]		
Statistics [NW/ W]	[Valid=114 /-] [Invalid=2950 /-]		
Value	Label	Cases	Percentage
0	No, I have never had it	0	
1	Yes	103	90.4%
2	No	7	6.1%
3	Yes, but not sure about the exact age	0	
90	I am not sure	0	
93	Prefer not to answer	4	3.5%
95	Not had sex with this partner in the last 4 weeks	0	
97	N/A	0	
98	Don't know	0	
Sysmiss		2950	
Warning: these figures indicate the number of cases found in the data file. They cannot be interpreted as summary statistics of the population of interest.			

# ms_gbv_involve_family: Did watching Shuga make you more willing to: Involve family?			
Information	[Type= discrete] [Format=numeric] [Range= 0-98] [Missing=*]		
Statistics [NW/ W]	[Valid=115 /-] [Invalid=2949 /-]		
Value	Label	Cases	Percentage
0	No, I have never had it	0	
1	Yes	108	<div><div></div></div> 93.9%
2	No	6	<div><div></div></div> 5.2%
3	Yes, but not sure about the exact age	0	
90	I am not sure	0	
93	Prefer not to answer	1	<div><div></div></div> 0.9%
95	Not had sex with this partner in the last 4 weeks	0	
97	N/A	0	
98	Don't know	0	
Sysmiss		2949	
Warning: these figures indicate the number of cases found in the data file. They cannot be interpreted as summary statistics of the population of interest.			
# ms_behav_ask_use_condom: Did watching Shuga make you more willing to: Ask your partner to use condom?			
Information	[Type= discrete] [Format=numeric] [Range= 0-98] [Missing=*]		
Statistics [NW/ W]	[Valid=115 /-] [Invalid=2949 /-]		
Value	Label	Cases	Percentage
0	No, I have never had it	0	
1	Yes	104	<div><div></div></div> 90.4%
2	No	9	<div><div></div></div> 7.8%
3	Yes, but not sure about the exact age	0	
90	I am not sure	0	
93	Prefer not to answer	2	<div><div></div></div> 1.7%
95	Not had sex with this partner in the last 4 weeks	0	
97	N/A	0	
98	Don't know	0	
Sysmiss		2949	
Warning: these figures indicate the number of cases found in the data file. They cannot be interpreted as summary statistics of the population of interest.			
# ms_behav_go_hiv_test: Did watching Shuga make you more willing to: Go for an HIV test?			
Information	[Type= discrete] [Format=numeric] [Range= 0-98] [Missing=*]		
Statistics [NW/ W]	[Valid=115 /-] [Invalid=2949 /-]		
Value	Label	Cases	Percentage
0	No, I have never had it	0	
1	Yes	107	<div><div></div></div> 93.0%
2	No	6	<div><div></div></div> 5.2%
3	Yes, but not sure about the exact age	0	
90	I am not sure	0	
93	Prefer not to answer	2	<div><div></div></div> 1.7%
95	Not had sex with this partner in the last 4 weeks	0	
97	N/A	0	
98	Don't know	0	
Sysmiss		2949	
Warning: these figures indicate the number of cases found in the data file. They cannot be interpreted as summary statistics of the population of interest.			

# ms_behav_help_pos_person: Did watching Shuga make you more willing to: Help someone who is HIV positive?			
Information	[Type= discrete] [Format=numeric] [Range= 0-98] [Missing=*]		
Statistics [NW/ W]	[Valid=115 /-] [Invalid=2949 /-]		
Value	Label	Cases	Percentage
0	No, I have never had it	0	
1	Yes	104	90.4%
2	No	8	7.0%
3	Yes, but not sure about the exact age	0	
90	I am not sure	0	
93	Prefer not to answer	3	2.6%
95	Not had sex with this partner in the last 4 weeks	0	
97	N/A	0	
98	Don't know	0	
Sysmiss		2949	
Warning: these figures indicate the number of cases found in the data file. They cannot be interpreted as summary statistics of the population of interest.			
# ms_intend_to_get_tested: After watching MTV Shuga did you feel like you needed to have an HIV test?			
Information	[Type= discrete] [Format=numeric] [Range= 0-98] [Missing=*]		
Statistics [NW/ W]	[Valid=115 /-] [Invalid=2949 /-]		
Value	Label	Cases	Percentage
0	No, I have never had it	0	
1	Yes	103	89.6%
2	No	11	9.6%
3	Yes, but not sure about the exact age	0	
90	I am not sure	0	
93	Prefer not to answer	1	0.9%
95	Not had sex with this partner in the last 4 weeks	0	
97	N/A	0	
98	Don't know	0	
Sysmiss		2949	
Warning: these figures indicate the number of cases found in the data file. They cannot be interpreted as summary statistics of the population of interest.			
# ms_intend_use_contracept: After watching MTV Shuga did you feel like you needed to start using contracepti			
Information	[Type= discrete] [Format=numeric] [Range= 0-98] [Missing=*]		
Statistics [NW/ W]	[Valid=115 /-] [Invalid=2949 /-]		
Value	Label	Cases	Percentage
0	No, I have never had it	0	
1	Yes	106	92.2%
2	No	8	7.0%
3	Yes, but not sure about the exact age	0	
90	I am not sure	0	
93	Prefer not to answer	1	0.9%
95	Not had sex with this partner in the last 4 weeks	0	
97	N/A	0	
98	Don't know	0	
Sysmiss		2949	
Warning: these figures indicate the number of cases found in the data file. They cannot be interpreted as summary statistics of the population of interest.			

# ms_intend_pract_safe_sex: After watching MTV Shuga did you feel like you needed to practise safer sex (Or			
Information	[Type= discrete] [Format=numeric] [Range= 0-98] [Missing=*]		
Statistics [NW/ W]	[Valid=115 /-] [Invalid=2949 /-]		
Value	Label	Cases	Percentage
0	No, I have never had it	0	
1	Yes	109	94.8%
2	No	4	3.5%
3	Yes, but not sure about the exact age	0	
90	I am not sure	0	
93	Prefer not to answer	2	1.7%
95	Not had sex with this partner in the last 4 weeks	0	
97	N/A	0	
98	Don't know	0	
Sysmiss		2949	
Warning: these figures indicate the number of cases found in the data file. They cannot be interpreted as summary statistics of the population of interest.			
# ms_intend_start_prep: After watching MTV Shuga did you feel like you needed to start using PreP?			
Information	[Type= discrete] [Format=numeric] [Range= 0-98] [Missing=*]		
Statistics [NW/ W]	[Valid=115 /-] [Invalid=2949 /-]		
Value	Label	Cases	Percentage
0	No, I have never had it	0	
1	Yes	85	73.9%
2	No	28	24.3%
3	Yes, but not sure about the exact age	0	
90	I am not sure	0	
93	Prefer not to answer	2	1.7%
95	Not had sex with this partner in the last 4 weeks	0	
97	N/A	0	
98	Don't know	0	
Sysmiss		2949	
Warning: these figures indicate the number of cases found in the data file. They cannot be interpreted as summary statistics of the population of interest.			
# ms_charid_had_fav_charac: Did you have any favorite character in MTV Shuga Down South?			
Information	[Type= discrete] [Format=numeric] [Range= 0-98] [Missing=*]		
Statistics [NW/ W]	[Valid=41 /-] [Invalid=3023 /-]		
Value	Label	Cases	Percentage
0	No, I have never had it	0	
1	Yes	28	68.3%
2	No	11	26.8%
3	Yes, but not sure about the exact age	0	
90	I am not sure	0	
93	Prefer not to answer	2	4.9%
95	Not had sex with this partner in the last 4 weeks	0	
97	N/A	0	
98	Don't know	0	
Sysmiss		3023	
Warning: these figures indicate the number of cases found in the data file. They cannot be interpreted as summary statistics of the population of interest.			

# ms_charid_had_rel_charac: Did you have a character that you related to?			
Information	[Type= discrete] [Format=numeric] [Range= 0-98] [Missing=*]		
Statistics [NW/ W]	[Valid=41 -/] [Invalid=3023 -/]		
Value	Label	Cases	Percentage
0	No, I have never had it	0	
1	Yes	9	<div></div> 22.0%
2	No	25	<div></div> 61.0%
3	Yes, but not sure about the exact age	0	
90	I am not sure	0	
93	Prefer not to answer	7	<div></div> 17.1%
95	Not had sex with this partner in the last 4 weeks	0	
97	N/A	0	
98	Don't know	0	
Sysmiss		3023	
Warning: these figures indicate the number of cases found in the data file. They cannot be interpreted as summary statistics of the population of interest.			
# ms_charid_your_rel_charac: Who was the character that you related to?			
Information	[Type= discrete] [Format=numeric] [Range= 1-96] [Missing=*]		
Statistics [NW/ W]	[Valid=9 -/] [Invalid=3055 -/]		
Value	Label	Cases	Percentage
1	Bongi	1	<div></div> 11.1%
2	Clint	0	
3	Coalstove	1	<div></div> 11.1%
4	Femi	0	
5	Ipeleng	1	<div></div> 11.1%
6	Khensani	0	
7	Leo	0	
8	Q	1	<div></div> 11.1%
9	Reggie	3	<div></div> 33.3%
10	Rakeem	0	
11	Sheila	0	
12	Sizwe	0	
13	Sol	1	<div></div> 11.1%
14	Storm	0	
15	Tsholofela	0	
16	Zamo	1	<div></div> 11.1%
96	Other specify	0	
Sysmiss		3055	
Warning: these figures indicate the number of cases found in the data file. They cannot be interpreted as summary statistics of the population of interest.			
# ms_charid_your_fav_oth: Please specify details on the other favorite character you had			
Information	[Type= discrete] [Format=character] [Missing=*]		
Statistics [NW/ W]	[Valid=0 -/] [Invalid=0 -/]		
# ms_socm_fav_media_platf: What is your favorite social media platform for messaging?			
Information	[Type= discrete] [Format=numeric] [Range= 1-96] [Missing=*]		
Statistics [NW/ W]	[Valid=2394 -/] [Invalid=670 -/]		

### # ms\_socm\_fav\_media\_platf: What is your favorite social media platform for messaging?

Value	Label	Cases	Percentage
1	Facebook	1089	45.5%
2	Instagram	27	1.1%
3	Snapchat	1	0.0%
4	Twitter	17	0.7%
5	You Tube	9	0.4%
6	What's App	655	27.4%
7	WeChat	2	0.1%
8	SMS	45	1.9%
9	I don't use anything	519	21.7%
96	Other specify	30	1.3%
Sysmiss		670	

Warning: these figures indicate the number of cases found in the data file. They cannot be interpreted as summary statistics of the population of interest.

### # ms\_socm\_fav\_media\_oth: Please specify details on the other favorite media platform

Information	[Type= discrete] [Format=character] [Missing=*]
Statistics [NW/ W]	[Valid=30 /-] [Invalid=0 /-]

Value	Label	Cases	Percentage
Dont like it		1	3.3%
Facebook ,Instagr andWhatsApp		1	3.3%
Facebook and WhatsApp		7	23.3%
Facebook, WhatsApp and Instagram		1	3.3%
WhatsApp and Facebook		18	60.0%
WhatsApp, Facebook and Twitter		2	6.7%

Warning: these figures indicate the number of cases found in the data file. They cannot be interpreted as summary statistics of the population of interest.

### # ms\_socm\_use\_phone\_for\_1: What do you use your mobile phone for?

Information	[Type= discrete] [Format=numeric] [Range= 1-96] [Missing=*]
Statistics [NW/ W]	[Valid=1914 /-] [Invalid=1150 /-]

Value	Label	Cases	Percentage
1	Phone calls	1914	100.0%
2	SMS	0	
3	Taking pictures	0	
4	Watching movies	0	
5	Chat on Social media	0	
6	I don't have a phone	0	
7	Internet	0	
8	Playing games	0	
93	Prefer not to answer	0	
96	Other specify	0	
Sysmiss		1150	

Warning: these figures indicate the number of cases found in the data file. They cannot be interpreted as summary statistics of the population of interest.

# ms_socm_use_phone_for_2: What do you use your mobile phone for?			
<b>Information</b>		[Type= discrete] [Format=numeric] [Range= 1-96] [Missing=*]	
<b>Statistics [NW/ W]</b>		[Valid=1066 /-] [Invalid=1998 /-]	
Value	Label	Cases	Percentage
1	Phone calls	0	
2	SMS	1066	<div><div></div></div> 100.0%
3	Taking pictures	0	
4	Watching movies	0	
5	Chat on Social media	0	
6	I don't have a phone	0	
7	Internet	0	
8	Playing games	0	
93	Prefer not to answer	0	
96	Other specify	0	
Sysmiss		1998	
<i>Warning: these figures indicate the number of cases found in the data file. They cannot be interpreted as summary statistics of the population of interest.</i>			
# ms_socm_use_phone_for_3: What do you use your mobile phone for?			
<b>Information</b>		[Type= discrete] [Format=numeric] [Range= 1-96] [Missing=*]	
<b>Statistics [NW/ W]</b>		[Valid=798 /-] [Invalid=2266 /-]	
Value	Label	Cases	Percentage
1	Phone calls	0	
2	SMS	0	
3	Taking pictures	798	<div><div></div></div> 100.0%
4	Watching movies	0	
5	Chat on Social media	0	
6	I don't have a phone	0	
7	Internet	0	
8	Playing games	0	
93	Prefer not to answer	0	
96	Other specify	0	
Sysmiss		2266	
<i>Warning: these figures indicate the number of cases found in the data file. They cannot be interpreted as summary statistics of the population of interest.</i>			
# ms_socm_use_phone_for_4: What do you use your mobile phone for?			
<b>Information</b>		[Type= discrete] [Format=numeric] [Range= 1-96] [Missing=*]	
<b>Statistics [NW/ W]</b>		[Valid=370 /-] [Invalid=2694 /-]	
Value	Label	Cases	Percentage
1	Phone calls	0	
2	SMS	0	
3	Taking pictures	0	
4	Watching movies	370	<div><div></div></div> 100.0%
5	Chat on Social media	0	
6	I don't have a phone	0	
7	Internet	0	
8	Playing games	0	
93	Prefer not to answer	0	

# ms_socm_use_phone_for_4: What do you use your mobile phone for?			
Value	Label	Cases	Percentage
96	Other specify	0	
Sysmiss		2694	
Warning: these figures indicate the number of cases found in the data file. They cannot be interpreted as summary statistics of the population of interest.			
# ms_socm_use_phone_for_5: What do you use your mobile phone for?			
Information	[Type= discrete] [Format=numeric] [Range= 1-96] [Missing=*]		
Statistics [NW/ W]	[Valid=1467 /-] [Invalid=1597 /-]		
Value	Label	Cases	Percentage
1	Phone calls	0	
2	SMS	0	
3	Taking pictures	0	
4	Watching movies	0	
5	Chat on Social media	1467	100.0%
6	I don't have a phone	0	
7	Internet	0	
8	Playing games	0	
93	Prefer not to answer	0	
96	Other specify	0	
Sysmiss		1597	
Warning: these figures indicate the number of cases found in the data file. They cannot be interpreted as summary statistics of the population of interest.			
# ms_socm_use_phone_for_6: What do you use your mobile phone for?			
Information	[Type= discrete] [Format=numeric] [Range= 1-96] [Missing=*]		
Statistics [NW/ W]	[Valid=286 /-] [Invalid=2778 /-]		
Value	Label	Cases	Percentage
1	Phone calls	0	
2	SMS	0	
3	Taking pictures	0	
4	Watching movies	0	
5	Chat on Social media	0	
6	I don't have a phone	286	100.0%
7	Internet	0	
8	Playing games	0	
93	Prefer not to answer	0	
96	Other specify	0	
Sysmiss		2778	
Warning: these figures indicate the number of cases found in the data file. They cannot be interpreted as summary statistics of the population of interest.			
# ms_socm_use_phone_for_7: What do you use your mobile phone for?			
Information	[Type= discrete] [Format=numeric] [Range= 1-96] [Missing=*]		
Statistics [NW/ W]	[Valid=698 /-] [Invalid=2366 /-]		
Value	Label	Cases	Percentage
1	Phone calls	0	
2	SMS	0	
3	Taking pictures	0	
4	Watching movies	0	

# ms_socm_use_phone_for_7: What do you use your mobile phone for?			
Value	Label	Cases	Percentage
5	Chat on Social media	0	
6	I don't have a phone	0	
7	Internet	698	<div><div></div></div> 100.0%
8	Playing games	0	
93	Prefer not to answer	0	
96	Other specify	0	
Sysmiss		2366	
Warning: these figures indicate the number of cases found in the data file. They cannot be interpreted as summary statistics of the population of interest.			
# ms_socm_use_phone_for_8: What do you use your mobile phone for?			
Information	[Type= discrete] [Format=numeric] [Range= 1-96] [Missing=*]		
Statistics [NW/ W]	[Valid=255 /-] [Invalid=2809 /-]		
Value	Label	Cases	Percentage
1	Phone calls	0	
2	SMS	0	
3	Taking pictures	0	
4	Watching movies	0	
5	Chat on Social media	0	
6	I don't have a phone	0	
7	Internet	0	
8	Playing games	255	<div><div></div></div> 100.0%
93	Prefer not to answer	0	
96	Other specify	0	
Sysmiss		2809	
Warning: these figures indicate the number of cases found in the data file. They cannot be interpreted as summary statistics of the population of interest.			
# ms_socm_use_phone_for_93: What do you use your mobile phone for?			
Information	[Type= discrete] [Format=numeric] [Range= 1-96] [Missing=*]		
Statistics [NW/ W]	[Valid=1 /-] [Invalid=3063 /-]		
Value	Label	Cases	Percentage
1	Phone calls	0	
2	SMS	0	
3	Taking pictures	0	
4	Watching movies	0	
5	Chat on Social media	0	
6	I don't have a phone	0	
7	Internet	0	
8	Playing games	0	
93	Prefer not to answer	1	<div><div></div></div> 100.0%
96	Other specify	0	
Sysmiss		3063	
Warning: these figures indicate the number of cases found in the data file. They cannot be interpreted as summary statistics of the population of interest.			
# ms_socm_use_phone_for_96: What do you use your mobile phone for?			
Information	[Type= discrete] [Format=numeric] [Range= 1-96] [Missing=*]		
Statistics [NW/ W]	[Valid=209 /-] [Invalid=2855 /-]		

# ms_socm_use_phone_for_96: What do you use your mobile phone for?			
Value	Label	Cases	Percentage
1	Phone calls	0	<div></div> 100.0%
2	SMS	0	
3	Taking pictures	0	
4	Watching movies	0	
5	Chat on Social media	0	
6	I don't have a phone	0	
7	Internet	0	
8	Playing games	0	
93	Prefer not to answer	0	
96	Other specify	209	
Sysmiss		2855	
Warning: these figures indicate the number of cases found in the data file. They cannot be interpreted as summary statistics of the population of interest.			
# ms_socm_use_phone_oth: Specify other uses of your mobile phone			
Information		[Type= discrete] [Format=character] [Missing=*]	
Statistics [NW/ W]		[Valid=208 /-] [Invalid=0 /-]	
# ms_know_hiv_prevent_1: Which method do you use/have you used to avoid getting HIV?			
Information		[Type= discrete] [Format=numeric] [Range= 1-96] [Missing=*]	
Statistics [NW/ W]		[Valid=9 /-] [Invalid=3055 /-]	
Value	Label	Cases	Percentage
1	PrEP	9	<div></div> 100.0%
2	Condoms	0	<div></div>
3	PEP	0	
4	None	0	
5	Never had sex	0	
96	Other specify	0	
Sysmiss		3055	
Warning: these figures indicate the number of cases found in the data file. They cannot be interpreted as summary statistics of the population of interest.			
# ms_know_hiv_prevent_2: Which method do you use/have you used to avoid getting HIV?			
Information		[Type= discrete] [Format=numeric] [Range= 1-96] [Missing=*]	
Statistics [NW/ W]		[Valid=1333 /-] [Invalid=1731 /-]	
Value	Label	Cases	Percentage
1	PrEP	0	<div></div> 100.0%
2	Condoms	1333	
3	PEP	0	
4	None	0	
5	Never had sex	0	
96	Other specify	0	
Sysmiss		1731	
Warning: these figures indicate the number of cases found in the data file. They cannot be interpreted as summary statistics of the population of interest.			
# ms_know_hiv_prevent_3: Which method do you use/have you used to avoid getting HIV?			
Information		[Type= discrete] [Format=numeric] [Range= 1-96] [Missing=*]	
Statistics [NW/ W]		[Valid=1 /-] [Invalid=3063 /-]	

# ms_know_hiv_prevent_3: Which method do you use/have you used to avoid getting HIV?			
Value	Label	Cases	Percentage
1	PrEP	0	
2	Condoms	0	
3	PEP	1	<div></div> 100.0%
4	None	0	
5	Never had sex	0	
96	Other specify	0	
Sysmiss		3063	
Warning: these figures indicate the number of cases found in the data file. They cannot be interpreted as summary statistics of the population of interest.			
# ms_know_hiv_prevent_4: Which method do you use/have you used to avoid getting HIV?			
Information	[Type= discrete] [Format=numeric] [Range= 1-96] [Missing=*]		
Statistics [NW/ W]	[Valid=331 /-] [Invalid=2733 /-]		
Value	Label	Cases	Percentage
1	PrEP	0	
2	Condoms	0	
3	PEP	0	
4	None	331	<div></div> 100.0%
5	Never had sex	0	
96	Other specify	0	
Sysmiss		2733	
Warning: these figures indicate the number of cases found in the data file. They cannot be interpreted as summary statistics of the population of interest.			
# ms_know_hiv_prevent_5: Which method do you use/have you used to avoid getting HIV?			
Information	[Type= discrete] [Format=numeric] [Range= 1-96] [Missing=*]		
Statistics [NW/ W]	[Valid=591 /-] [Invalid=2473 /-]		
Value	Label	Cases	Percentage
1	PrEP	0	
2	Condoms	0	
3	PEP	0	
4	None	0	
5	Never had sex	591	<div></div> 100.0%
96	Other specify	0	
Sysmiss		2473	
Warning: these figures indicate the number of cases found in the data file. They cannot be interpreted as summary statistics of the population of interest.			
# ms_know_hiv_prevent_96: Which method do you use/have you used to avoid getting HIV?			
Information	[Type= discrete] [Format=numeric] [Range= 1-96] [Missing=*]		
Statistics [NW/ W]	[Valid=8 /-] [Invalid=3056 /-]		
Value	Label	Cases	Percentage
1	PrEP	0	
2	Condoms	0	
3	PEP	0	
4	None	0	
5	Never had sex	0	
96	Other specify	8	<div></div> 100.0%
Sysmiss		3056	

# ms_know_hiv_prevent_96: Which method do you use/have you used to avoid getting HIV?			
Warning: these figures indicate the number of cases found in the data file. They cannot be interpreted as summary statistics of the population of interest.			
# ms_know_hiv_prevent_oth: Please specify details on the other method to avoid getting HIV			
Information		[Type= discrete] [Format=character] [Missing=*]	
Statistics [NW/ W]		[Valid=9 /-] [Invalid=0 /-]	
# ms_stigma_relav_hiv_pos: Would you be willing to be in a romantic relationship with someone who is HIV+?			
Information		[Type= discrete] [Format=numeric] [Range= 0-98] [Missing=*]	
Statistics [NW/ W]		[Valid=2395 /-] [Invalid=669 /-]	
Value	Label	Cases	Percentage
0	No, I have never had it	0	
1	Yes	794	<div></div> 33.2%
2	No	1350	<div></div> 56.4%
3	Yes, but not sure about the exact age	0	
90	I am not sure	106	<div></div> 4.4%
93	Prefer not to answer	5	<div></div> 0.2%
95	Not had sex with this partner in the last 4 weeks	0	
97	N/A	0	
98	Don't know	140	<div></div> 5.8%
Sysmiss		669	
Warning: these figures indicate the number of cases found in the data file. They cannot be interpreted as summary statistics of the population of interest.			
# ms_stigma_att_supp_group: Would you support a friend or romantic partner with HIV by going to an HIV suppo			
Information		[Type= discrete] [Format=numeric] [Range= 0-98] [Missing=*]	
Statistics [NW/ W]		[Valid=2395 /-] [Invalid=669 /-]	
Value	Label	Cases	Percentage
0	No, I have never had it	0	
1	Yes	2212	<div></div> 92.4%
2	No	103	<div></div> 4.3%
3	Yes, but not sure about the exact age	0	
90	I am not sure	26	<div></div> 1.1%
93	Prefer not to answer	4	<div></div> 0.2%
95	Not had sex with this partner in the last 4 weeks	0	
97	N/A	0	
98	Don't know	50	<div></div> 2.1%
Sysmiss		669	
Warning: these figures indicate the number of cases found in the data file. They cannot be interpreted as summary statistics of the population of interest.			
# ms_stigma_samesex_relav: Do you think your community would judge negatively men and women in same-sex rel			
Information		[Type= discrete] [Format=numeric] [Range= 0-98] [Missing=*]	
Statistics [NW/ W]		[Valid=2395 /-] [Invalid=669 /-]	
Value	Label	Cases	Percentage
0	No, I have never had it	0	
1	Yes	1210	<div></div> 50.5%
2	No	809	<div></div> 33.8%
3	Yes, but not sure about the exact age	0	
90	I am not sure	83	<div></div> 3.5%

# ms_stigma_samesex_rel: Do you think your community would judge negatively men and women in same-sex rel			
Value	Label	Cases	Percentage
93	Prefer not to answer	8	0.3%
95	Not had sex with this partner in the last 4 weeks	0	
97	N/A	0	
98	Don't know	285	11.9%
Sysmiss		669	
Warning: these figures indicate the number of cases found in the data file. They cannot be interpreted as summary statistics of the population of interest.			
# hq_hiv_gettestwhere: Would you be able to get a HIV test if you wanted one?			
Information	[Type= discrete] [Format=numeric] [Range= 0-98] [Missing=*]		
Statistics [NW/ W]	[Valid=2395 /-] [Invalid=669 /-]		
Value	Label	Cases	Percentage
0	No, I have never had it	0	
1	Yes	2329	97.2%
2	No	62	2.6%
3	Yes, but not sure about the exact age	0	
90	I am not sure	0	
93	Prefer not to answer	4	0.2%
95	Not had sex with this partner in the last 4 weeks	0	
97	N/A	0	
98	Don't know	0	
Sysmiss		669	
Warning: these figures indicate the number of cases found in the data file. They cannot be interpreted as summary statistics of the population of interest.			
# hq_hiv_knwstatus: Do you think that it is important for people to know their status?			
Information	[Type= discrete] [Format=numeric] [Range= 0-98] [Missing=*]		
Statistics [NW/ W]	[Valid=2395 /-] [Invalid=669 /-]		
Value	Label	Cases	Percentage
0	No, I have never had it	0	
1	Yes	2326	97.1%
2	No	59	2.5%
3	Yes, but not sure about the exact age	0	
90	I am not sure	0	
93	Prefer not to answer	10	0.4%
95	Not had sex with this partner in the last 4 weeks	0	
97	N/A	0	
98	Don't know	0	
Sysmiss		669	
Warning: these figures indicate the number of cases found in the data file. They cannot be interpreted as summary statistics of the population of interest.			
# hq_hiv_impctest_1: Why is it important to be HIV tested?			
Information	[Type= discrete] [Format=numeric] [Range= 1-96] [Missing=*]		
Statistics [NW/ W]	[Valid=1894 /-] [Invalid=1170 /-]		
Value	Label	Cases	Percentage
1	To protect/take care of yourself	1894	100.0%
2	To protect your partner	0	
3	To protect unborn/future children	0	


























# hq_hiv_impctest_1: Why is it important to be HIV tested?			
Value	Label	Cases	Percentage
4	To plan for the future	0	
96	Other, specify	0	
Sysmiss		1170	
Warning: these figures indicate the number of cases found in the data file. They cannot be interpreted as summary statistics of the population of interest.			
# hq_hiv_impctest_2: Why is it important to be HIV tested?			
Information	[Type= discrete] [Format=numeric] [Range= 1-96] [Missing=*]		
Statistics [NW/ W]	[Valid=592 /-] [Invalid=2472 /-]		
Value	Label	Cases	Percentage
1	To protect/take care of yourself	0	
2	To protect your partner	592	100.0%
3	To protect unborn/future children	0	
4	To plan for the future	0	
96	Other, specify	0	
Sysmiss		2472	
Warning: these figures indicate the number of cases found in the data file. They cannot be interpreted as summary statistics of the population of interest.			
# hq_hiv_impctest_3: Why is it important to be HIV tested?			
Information	[Type= discrete] [Format=numeric] [Range= 1-96] [Missing=*]		
Statistics [NW/ W]	[Valid=237 /-] [Invalid=2827 /-]		
Value	Label	Cases	Percentage
1	To protect/take care of yourself	0	
2	To protect your partner	0	
3	To protect unborn/future children	237	100.0%
4	To plan for the future	0	
96	Other, specify	0	
Sysmiss		2827	
Warning: these figures indicate the number of cases found in the data file. They cannot be interpreted as summary statistics of the population of interest.			
# hq_hiv_impctest_4: Why is it important to be HIV tested?			
Information	[Type= discrete] [Format=numeric] [Range= 1-96] [Missing=*]		
Statistics [NW/ W]	[Valid=433 /-] [Invalid=2631 /-]		
Value	Label	Cases	Percentage
1	To protect/take care of yourself	0	
2	To protect your partner	0	
3	To protect unborn/future children	0	
4	To plan for the future	433	100.0%
96	Other, specify	0	
Sysmiss		2631	
Warning: these figures indicate the number of cases found in the data file. They cannot be interpreted as summary statistics of the population of interest.			
# hq_hiv_impctest_96: Why is it important to be HIV tested?			
Information	[Type= discrete] [Format=numeric] [Range= 1-96] [Missing=*]		
Statistics [NW/ W]	[Valid=289 /-] [Invalid=2775 /-]		
Value	Label	Cases	Percentage
1	To protect/take care of yourself	0	

# hq_hiv_impctest_96: Why is it important to be HIV tested?			
Value	Label	Cases	Percentage
2	To protect your partner	0	
3	To protect unborn/future children	0	
4	To plan for the future	0	
96	Other, specify	289	100.0%
Sysmiss		2775	
Warning: these figures indicate the number of cases found in the data file. They cannot be interpreted as summary statistics of the population of interest.			
# hq_hiv_imptestoth: Please specify detail on the other reason you think it is important to get teste			
Information	[Type= discrete] [Format=character] [Missing=*]		
Statistics [NW/ W]	[Valid=336 /-] [Invalid=0 /-]		
# hq_rcv_hivresult: Have you ever received a test result for HIV?			
Information	[Type= discrete] [Format=numeric] [Range= 0-98] [Missing=*]		
Statistics [NW/ W]	[Valid=2395 /-] [Invalid=669 /-]		
Value	Label	Cases	Percentage
0	No, I have never had it	0	
1	Yes	2152	89.9%
2	No	233	9.7%
3	Yes, but not sure about the exact age	0	
90	I am not sure	0	
93	Prefer not to answer	10	0.4%
95	Not had sex with this partner in the last 4 weeks	0	
97	N/A	0	
98	Don't know	0	
Sysmiss		669	
Warning: these figures indicate the number of cases found in the data file. They cannot be interpreted as summary statistics of the population of interest.			
# hq_reas_no_hivtest: If No, why have you not tested?			
Information	[Type= discrete] [Format=numeric] [Range= 1-98] [Missing=*]		
Statistics [NW/ W]	[Valid=233 /-] [Invalid=2831 /-]		
Value	Label	Cases	Percentage
1	I don't think I have HIV	1	0.4%
2	I don't want to know my HIV status	45	19.3%
3	I don't know where to go for HIV testing	11	4.7%
4	I am worried someone will see me at the clinic and think I am HIV+	0	
5	I am worried that health workers might reveal my test results to others	0	
6	The clinic where HIV testing is available is far from my house	13	5.6%
93	Prefer not to answer	12	5.2%
96	Other specify	35	15.0%
98	Don't know	116	49.8%
Sysmiss		2831	
Warning: these figures indicate the number of cases found in the data file. They cannot be interpreted as summary statistics of the population of interest.			
# hq_reas_no_hivtestoth: Please specify detail on the other reason why you did not get tested			
Information	[Type= discrete] [Format=character] [Missing=*]		
Statistics [NW/ W]	[Valid=56 /-] [Invalid=0 /-]		

# <b>hq_hiv_testwhere: Where did your last HIV test take place?</b>			
<b>Information</b>		[Type= discrete] [Format=numeric] [Range= 1-96] [Missing=*]	
<b>Statistics [NW/ W]</b>		[Valid=2150 /-] [Invalid=914 /-]	
<b>Value</b>	<b>Label</b>	<b>Cases</b>	<b>Percentage</b>
1	At a fixed health facility	1301	<div></div> 60.5%
2	At a mobile health facility	306	<div></div> 14.2%
3	At home	522	<div></div> 24.3%
96	Other, specify	21	<div></div> 1.0%
Sysmiss		914	
<i>Warning: these figures indicate the number of cases found in the data file. They cannot be interpreted as summary statistics of the population of interest.</i>			

# hq_hiv_testwhereoth: Please specify detail on the other place where you were tested for HIV:			
Information	[Type= discrete] [Format=character] [Missing=*]		
Statistics [NW/ W]	[Valid=20 /-] [Invalid=0 /-]		
# hq_hiv_testoffered: Was the last HIV test offered, required or did you ask for the test?			
Information	[Type= discrete] [Format=numeric] [Range= 1-3] [Missing=*]		
Statistics [NW/ W]	[Valid=2149 /-] [Invalid=915 /-]		
Value	Label	Cases	Percentage
1	It was offered	1134	<div><div></div></div> 52.8%
2	It was required	471	<div><div></div></div> 21.9%
3	I asked for a test	544	<div><div></div></div> 25.3%
Sysmiss		915	
Warning: these figures indicate the number of cases found in the data file. They cannot be interpreted as summary statistics of the population of interest.			
# hq_hiv_testreas: What was the main reason for your last HIV test?			
Information	[Type= discrete] [Format=numeric] [Range= 1-96] [Missing=*]		
Statistics [NW/ W]	[Valid=2151 /-] [Invalid=913 /-]		
Value	Label	Cases	Percentage
1	To protect/take care of yourself	1402	<div><div></div></div> 65.2%
2	To protect your partner	147	<div><div></div></div> 6.8%
3	To protect unborn/future children	46	<div><div></div></div> 2.1%
4	To plan for the future	70	<div><div></div></div> 3.3%
96	Other, specify	486	<div><div></div></div> 22.6%
Sysmiss		913	
Warning: these figures indicate the number of cases found in the data file. They cannot be interpreted as summary statistics of the population of interest.			
# hq_hiv_testreasoth: Please specify detail on the other main reason for having your last HIV test:			
Information	[Type= discrete] [Format=character] [Missing=*]		
Statistics [NW/ W]	[Valid=486 /-] [Invalid=0 /-]		
Value	Label	Cases	Percentage
After birth		1	<div><div></div></div> 0.2%
After delivery		1	<div><div></div></div> 0.2%
Ahri diagnos TB		1	<div><div></div></div> 0.2%
As couples to know status		1	<div><div></div></div> 0.2%
Cercumsesion		1	<div><div></div></div> 0.2%
Circimcision		2	<div><div></div></div> 0.4%
Circumcision		35	<div><div></div></div> 7.2%
Circummsion		14	<div><div></div></div> 2.9%
Circumnsion		1	<div><div></div></div> 0.2%
Cirmsesion		11	<div><div></div></div> 2.3%
Clinic visit		1	<div><div></div></div> 0.2%
Confirm your HIV status		1	<div><div></div></div> 0.2%
Curcummsion		1	<div><div></div></div> 0.2%
Curmmussion		1	<div><div></div></div> 0.2%
Excessive bleeding		1	<div><div></div></div> 0.2%

# **hq\_hiv\_testreaso**th: Please specify detail on the other main reason for having your last HIV test:

Value	Label	Cases	Percentage
For circumcision		16	 3.3%
For couple testing		1	 0.2%
He wants to use prep		1	 0.2%
He was admitted in hospital		1	 0.2%
He was having TB.		1	 0.2%
He was having shingles		1	 0.2%
He was sick.		4	 0.8%
He was so sick at that time		9	 1.9%
He was sure his sexual partner at that time		1	 0.2%
I was sick		1	 0.2%
I always check after sometimes.		1	 0.2%
I always check my status after sometimes.		1	 0.2%
I always checked my status.		1	 0.2%
I always rechecked my status after 3 or 6 months.		1	 0.2%
I always rechecked my status.		1	 0.2%
I always wanted to check my status.		1	 0.2%
I am pregnant		1	 0.2%
I am pregnant.		1	 0.2%
I didn't trust my partner		1	 0.2%
I feel like checking my status.		1	 0.2%
I had long time last knowing my status.		1	 0.2%
I had unprotected sex		1	 0.2%
I saw my partner having a bad rash the whole body.		1	 0.2%
I wanted check my HIV status.		1	 0.2%
I wanted recheck my status.		1	 0.2%

# **hq\_hiv\_testreasoth: Please specify detail on the other main reason for having your last HIV test:**

Value	Label	Cases	Percentage
I wanted to check my status.		2	0.4%
I wanted to check again my HIV status.		1	0.2%
I wanted to check again my status.		1	0.2%
I wanted to check again.		1	0.2%
I wanted to check and check my status.		1	0.2%
I wanted to check my HIV status		1	0.2%
I wanted to check my HIV status again.		2	0.4%
I wanted to check my HIV status.		5	1.0%
I wanted to check my results.		1	0.2%
I wanted to check my status again.		2	0.4%
I wanted to check my status.		13	2.7%
I wanted to double check my status.		1	0.2%
I wanted to know HIV status.		6	1.2%
I wanted to know my HIV status.		1	0.2%
I wanted to know my HIV results.		1	0.2%
I wanted to know my HIV status.		7	1.4%
I wanted to know my HIV.		2	0.4%
I wanted to know my results.		2	0.4%
I wanted to know my status at that time.		1	0.2%
I wanted to know my status again.		3	0.6%

# **hq\_hiv\_testreaso**th: Please specify detail on the other main reason for having your last HIV test:

Value	Label	Cases	Percentage
I wanted to know my status at that time.		2	0.4%
I wanted to know my status for first time.		1	0.2%
I wanted to know my status for the first time.		1	0.2%
I wanted to know my status for the time.		1	0.2%
I wanted to know my status.		15	3.1%
I wanted to my HIV results.		1	0.2%
I wanted to my status.		1	0.2%
I wanted to recheck my HIV results.		4	0.8%
I wanted to recheck my HIV status		1	0.2%
I wanted to recheck my HIV status.		2	0.4%
I wanted to recheck my status.		2	0.4%
I was at the for Prep Collection		1	0.2%
I was at the hospital		2	0.4%
I was checking my results.		1	0.2%
I was doing circumcisio.		1	0.2%
I was doing circumcision at the clinic.		1	0.2%
I was doing circumcision.		33	6.8%
I was given an offer to check everything in my body		1	0.2%
I was given forms to be signed at home by parent then I have done my first HIV test.		1	0.2%
I was going for my treatment and got tested.		1	0.2%

# **hq\_hiv\_testreaso**th: Please specify detail on the other main reason for having your last HIV test:

Value	Label	Cases	Percentage
I was going to collect my epilepsy treatment.		1	0.2%
I was having a bad rash on my whole body.		1	0.2%
I was having glands		1	0.2%
I was having sexual transmission infection.		1	0.2%
I was losing weight and sick		1	0.2%
I was offered HIV testing service.		3	0.6%
I was offered the HIV test service.		1	0.2%
I was offered the service at home.		1	0.2%
I was offered the service.		5	1.0%
I was pregnant		6	1.2%
I was pregnant.		4	0.8%
I was sick		17	3.5%
I was sick at that time.		3	0.6%
I was sick visiting the clinic.		2	0.4%
I was sick.		8	1.6%
I was taken by my partner to do HIV testing.		1	0.2%
I was very sick of meningitis.		1	0.2%
I was very sick.		2	0.4%
I was weak, Tiredness		1	0.2%
I was willing to do male circumcision		2	0.4%
I was willing to do male circumcision and they provide HCT		2	0.4%
I was willing to start Prep		2	0.4%
Injury		1	0.2%
It was important to do the HIV		1	0.2%

# **hq\_hiv\_testreaso**th: Please specify detail on the other main reason for having your last HIV test:

Value	Label	Cases	Percentage
testing at that time.			
It was long time last checking my status.		1	0.2%
It was my first pregnancy.		1	0.2%
It was time to do it.		1	0.2%
It's been a long time last checking my status.		1	0.2%
Motivation from Iskhondlakondla		1	0.2%
Motivation from a friend		3	0.6%
Motivation from family members		1	0.2%
My partner ask for HIV test		1	0.2%
My partner ask me for couple counselling		1	0.2%
Partner cheating		1	0.2%
Peer motivation		1	0.2%
Practice unprotected sex		1	0.2%
Pregnant		1	0.2%
She was pregnant		1	0.2%
She was so sick at that time		3	0.6%
She's pregnant		1	0.2%
Sick		2	0.4%
Sickness		11	2.3%
The condom burst		1	0.2%
The condom burst in the middle of sexual intercourse.		1	0.2%
They call me at Vukuzazi		1	0.2%
They do many blood tests		1	0.2%
To check my HIV status		1	0.2%
To do circumcision		1	0.2%
To do couple testing with my partner		1	0.2%
To get voucher		1	0.2%

# **hq\_hiv\_testreasoth: Please specify detail on the other main reason for having your last HIV test:**

Value	Label	Cases	Percentage
To know my HIV status.		1	0.2%
To know my status		105	21.6%
To know my status and get ARV'S if positive		1	0.2%
To know my status.		1	0.2%
To know status		7	1.4%
To participate in research		1	0.2%
To recheck my HIV status		1	0.2%
Unprotected sex		2	0.4%
Vukuzazi call me		1	0.2%
Vukuzazi gave me false positive, at the clinic they take Elisa for confirmation		1	0.2%
Vukuzazi provide Cards to all family		1	0.2%
Wanted to know if I am still negative.		1	0.2%
Wanted to know my status.		1	0.2%
We were taken to Mgeza hall to be tested.		1	0.2%
Work related		1	0.2%

*Warning: these figures indicate the number of cases found in the data file. They cannot be interpreted as summary statistics of the population of interest.*

# **hq\_hiv\_priorcounsel: Did you receive any counselling prior to your last HIV test?**

<b>Information</b>	[Type= discrete] [Format=numeric] [Range= 0-98] [Missing=*]		
<b>Statistics [NW/ W]</b>	[Valid=2150 /-] [Invalid=914 /-]		
Value	Label	Cases	Percentage
0	No, I have never had it	0	
1	Yes	1970	91.6%
2	No	172	8.0%
3	Yes, but not sure about the exact age	0	
90	I am not sure	0	
93	Prefer not to answer	8	0.4%
95	Not had sex with this partner in the last 4 weeks	0	
97	N/A	0	
98	Don't know	0	
Sysmiss		914	

<b># hq_hiv_priorcounsel: Did you receive any counselling prior to your last HIV test?</b>			
<i>Warning: these figures indicate the number of cases found in the data file. They cannot be interpreted as summary statistics of the population of interest.</i>			
<b># hq_pos_hivresult: Have you ever had a positive HIV test result?</b>			
<b>Information</b>	[Type= discrete] [Format=numeric] [Range= 0-98] [Missing=*]		
<b>Statistics [NW/ W]</b>	[Valid=2150 /-] [Invalid=914 /-]		
<b>Value</b>	<b>Label</b>	<b>Cases</b>	<b>Percentage</b>
0	No, I have never had it	0	
1	Yes	265	<div><div></div></div> 12.3%
2	No	1868	<div><div></div></div> 86.9%
3	Yes, but not sure about the exact age	0	
90	I am not sure	0	
93	Prefer not to answer	17	<div><div></div></div> 0.8%
95	Not had sex with this partner in the last 4 weeks	0	
97	N/A	0	
98	Don't know	0	
Sysmiss		914	
<i>Warning: these figures indicate the number of cases found in the data file. They cannot be interpreted as summary statistics of the population of interest.</i>			
<b># hq_firstposresult: When was your first positive test result?</b>			
<b>Information</b>	[Type= discrete] [Format=numeric] [Range= 2-93] [Missing=*]		
<b>Statistics [NW/ W]</b>	[Valid=265 /-] [Invalid=2799 /-]		
<b>Value</b>	<b>Label</b>	<b>Cases</b>	<b>Percentage</b>
2	More than 1 year ago	217	<div><div></div></div> 81.9%
3	Less than 1 year ago	48	<div><div></div></div> 18.1%
4	I have never felt I had a risk of being infected	0	
93	Prefer not to answer	0	
Sysmiss		2799	
<i>Warning: these figures indicate the number of cases found in the data file. They cannot be interpreted as summary statistics of the population of interest.</i>			
<b># hq_lastneghivresult: When was your last negative test result?</b>			
<b>Information</b>	[Type= discrete] [Format=numeric] [Range= 2-93] [Missing=*]		
<b>Statistics [NW/ W]</b>	[Valid=2151 /-] [Invalid=913 /-]		
<b>Value</b>	<b>Label</b>	<b>Cases</b>	<b>Percentage</b>
2	More than 1 year ago	704	<div><div></div></div> 32.7%
3	Less than 1 year ago	1383	<div><div></div></div> 64.3%
4	I have never felt I had a risk of being infected	60	<div><div></div></div> 2.8%
93	Prefer not to answer	4	<div><div></div></div> 0.2%
Sysmiss		913	
<i>Warning: these figures indicate the number of cases found in the data file. They cannot be interpreted as summary statistics of the population of interest.</i>			
<b># hq_refertreatm: Were you referred to HIV treatment services?</b>			
<b>Information</b>	[Type= discrete] [Format=numeric] [Range= 0-98] [Missing=*]		
<b>Statistics [NW/ W]</b>	[Valid=265 /-] [Invalid=2799 /-]		
<b>Value</b>	<b>Label</b>	<b>Cases</b>	<b>Percentage</b>
0	No, I have never had it	0	
1	Yes	261	<div><div></div></div> 98.5%
2	No	4	<div><div></div></div> 1.5%

# <b>hq_refertreatm: Were you referred to HIV treatment services?</b>			
Value	Label	Cases	Percentage
3	Yes, but not sure about the exact age	0	
90	I am not sure	0	
93	Prefer not to answer	0	
95	Not had sex with this partner in the last 4 weeks	0	
97	N/A	0	
98	Don't know	0	
Sysmiss		2799	
Warning: these figures indicate the number of cases found in the data file. They cannot be interpreted as summary statistics of the population of interest.			
# <b>hq_prev_arttreat: Have you ever taken ART for your own health?</b>			
Information	[Type= discrete] [Format=numeric] [Range= 0-98] [Missing=*]		
Statistics [NW/ W]	[Valid=265 /-] [Invalid=2799 /-]		
Value	Label	Cases	Percentage
0	No, I have never had it	0	
1	Yes	240	<div><div></div></div> 90.6%
2	No	25	<div><div></div></div> 9.4%
3	Yes, but not sure about the exact age	0	
90	I am not sure	0	
93	Prefer not to answer	0	
95	Not had sex with this partner in the last 4 weeks	0	
97	N/A	0	
98	Don't know	0	
Sysmiss		2799	
Warning: these figures indicate the number of cases found in the data file. They cannot be interpreted as summary statistics of the population of interest.			
# <b>hq_art_takenmtct: Have you ever taken ART to prevent Mother To Child Transmission (MTCT)?</b>			
Information	[Type= discrete] [Format=numeric] [Range= 0-98] [Missing=*]		
Statistics [NW/ W]	[Valid=151 /-] [Invalid=2913 /-]		
Value	Label	Cases	Percentage
0	No, I have never had it	0	
1	Yes	96	<div><div></div></div> 63.6%
2	No	54	<div><div></div></div> 35.8%
3	Yes, but not sure about the exact age	0	
90	I am not sure	0	
93	Prefer not to answer	1	<div><div></div></div> 0.7%
95	Not had sex with this partner in the last 4 weeks	0	
97	N/A	0	
98	Don't know	0	
Sysmiss		2913	
Warning: these figures indicate the number of cases found in the data file. They cannot be interpreted as summary statistics of the population of interest.			
# <b>hq_start_arttreat: When did you first start ART?</b>			
Information	[Type= discrete] [Format=numeric] [Range= 2-93] [Missing=*]		
Statistics [NW/ W]	[Valid=240 /-] [Invalid=2824 /-]		
Value	Label	Cases	Percentage
2	More than 1 year ago	204	<div><div></div></div> 85.0%

# hq_start_arttreat: When did you first start ART?			
Value	Label	Cases	Percentage
3	Less than 1 year ago	36	<div><div></div></div> 15.0%
4	I have never felt I had a risk of being infected	0	
93	Prefer not to answer	0	
Sysmiss		2824	
Warning: these figures indicate the number of cases found in the data file. They cannot be interpreted as summary statistics of the population of interest.			
# hq_curr_arttreat: Are you currently receiving ART?			
Information	[Type= discrete] [Format=numeric] [Range= 0-98] [Missing=*]		
Statistics [NW/ W]	[Valid=265 /-] [Invalid=2799 /-]		
Value	Label	Cases	Percentage
0	No, I have never had it	0	
1	Yes	253	<div><div></div></div> 95.5%
2	No	12	<div><div></div></div> 4.5%
3	Yes, but not sure about the exact age	0	
90	I am not sure	0	
93	Prefer not to answer	0	
95	Not had sex with this partner in the last 4 weeks	0	
97	N/A	0	
98	Don't know	0	
Sysmiss		2799	
Warning: these figures indicate the number of cases found in the data file. They cannot be interpreted as summary statistics of the population of interest.			
# hq_art_takenstop: Have you ever had to stop ART?			
Information	[Type= discrete] [Format=numeric] [Range= 0-98] [Missing=*]		
Statistics [NW/ W]	[Valid=240 /-] [Invalid=2824 /-]		
Value	Label	Cases	Percentage
0	No, I have never had it	0	
1	Yes	11	<div><div></div></div> 4.6%
2	No	228	<div><div></div></div> 95.0%
3	Yes, but not sure about the exact age	0	
90	I am not sure	0	
93	Prefer not to answer	1	<div><div></div></div> 0.4%
95	Not had sex with this partner in the last 4 weeks	0	
97	N/A	0	
98	Don't know	0	
Sysmiss		2824	
Warning: these figures indicate the number of cases found in the data file. They cannot be interpreted as summary statistics of the population of interest.			
# hq_art_reastakenstop: Please provide the reason for stopping ART:			
Information	[Type= discrete] [Format=character] [Missing=*]		
Statistics [NW/ W]	[Valid=11 /-] [Invalid=0 /-]		
# hq_recvfrom_arttreat: Where do you currently receive your ART from?			
Information	[Type= discrete] [Format=numeric] [Range= 1-93] [Missing=*]		
Statistics [NW/ W]	[Valid=253 /-] [Invalid=2811 /-]		

# hq_recvfrom_arttreat: Where do you currently receive your ART from?			
Value	Label	Cases	Percentage
1	Clinic	249	98.4%
2	Mobile clinic	0	
3	Treatment Collection Centre	2	0.8%
4	Independent physician	2	0.8%
5	Independent organization	0	
6	Outside the study area / Outside of PIPSA	0	
93	Prefer not to answer	0	
Sysmiss		2811	
Warning: these figures indicate the number of cases found in the data file. They cannot be interpreted as summary statistics of the population of interest.			
# hq_art_exttimetake: How often do you take your ART drugs at the exact time prescribed by your doctor			
Information	[Type= discrete] [Format=numeric] [Range= 1-3] [Missing=*]		
Statistics [NW/ W]	[Valid=253 /-] [Invalid=2811 /-]		
Value	Label	Cases	Percentage
1	Often	141	55.7%
2	Sometimes	9	3.6%
3	Always	103	40.7%
Sysmiss		2811	
Warning: these figures indicate the number of cases found in the data file. They cannot be interpreted as summary statistics of the population of interest.			
# hq_heardof_art: If HIV negative or status not known: Have you ever heard of ART ?			
Information	[Type= discrete] [Format=numeric] [Range= 0-98] [Missing=*]		
Statistics [NW/ W]	[Valid=1871 /-] [Invalid=1193 /-]		
Value	Label	Cases	Percentage
0	No, I have never had it	0	
1	Yes	1788	95.6%
2	No	54	2.9%
3	Yes, but not sure about the exact age	0	
90	I am not sure	0	
93	Prefer not to answer	6	0.3%
95	Not had sex with this partner in the last 4 weeks	0	
97	N/A	0	
98	Don't know	23	1.2%
Sysmiss		1193	
Warning: these figures indicate the number of cases found in the data file. They cannot be interpreted as summary statistics of the population of interest.			
# hq_art_imphealth: Do you think that ART improves health?			
Information	[Type= discrete] [Format=numeric] [Range= 0-98] [Missing=*]		
Statistics [NW/ W]	[Valid=2395 /-] [Invalid=669 /-]		
Value	Label	Cases	Percentage
0	No, I have never had it	0	
1	Yes	2255	94.2%
2	No	31	1.3%
3	Yes, but not sure about the exact age	0	
90	I am not sure	0	
93	Prefer not to answer	1	0.0%

# <b>hq_art_imphealth: Do you think that ART improves health?</b>			
Value	Label	Cases	Percentage
95	Not had sex with this partner in the last 4 weeks	0	
97	N/A	0	
98	Don't know	108	<div><div></div></div> 4.5%
Sysmiss		669	
<i>Warning: these figures indicate the number of cases found in the data file. They cannot be interpreted as summary statistics of the population of interest.</i>			
# <b>hq_art_knw_whereget: Do you know places where to get ART?</b>			
Information	[Type= discrete] [Format=numeric] [Range= 0-98] [Missing=*]		
Statistics [NW/ W]	[Valid=2395 /-] [Invalid=669 /-]		
Value	Label	Cases	Percentage
0	No, I have never had it	0	
1	Yes	2211	<div><div></div></div> 92.3%
2	No	121	<div><div></div></div> 5.1%
3	Yes, but not sure about the exact age	0	
90	I am not sure	0	
93	Prefer not to answer	12	<div><div></div></div> 0.5%
95	Not had sex with this partner in the last 4 weeks	0	
97	N/A	0	
98	Don't know	51	<div><div></div></div> 2.1%
Sysmiss		669	
<i>Warning: these figures indicate the number of cases found in the data file. They cannot be interpreted as summary statistics of the population of interest.</i>			
# <b>hq_pep_heardof: Have you ever heard of drugs that can be taken to prevent HIV infection after po</b>			
Information	[Type= discrete] [Format=numeric] [Range= 0-98] [Missing=*]		
Statistics [NW/ W]	[Valid=2395 /-] [Invalid=669 /-]		
Value	Label	Cases	Percentage
0	No, I have never had it	0	
1	Yes	631	<div><div></div></div> 26.3%
2	No	1762	<div><div></div></div> 73.6%
3	Yes, but not sure about the exact age	0	
90	I am not sure	0	
93	Prefer not to answer	2	<div><div></div></div> 0.1%
95	Not had sex with this partner in the last 4 weeks	0	
97	N/A	0	
98	Don't know	0	
Sysmiss		669	
<i>Warning: these figures indicate the number of cases found in the data file. They cannot be interpreted as summary statistics of the population of interest.</i>			
# <b>hq_pep_knowplaces: Do you know where such services are offered?</b>			
Information	[Type= discrete] [Format=numeric] [Range= 0-98] [Missing=*]		
Statistics [NW/ W]	[Valid=630 /-] [Invalid=2434 /-]		
Value	Label	Cases	Percentage
0	No, I have never had it	0	
1	Yes	544	<div><div></div></div> 86.3%
2	No	86	<div><div></div></div> 13.7%
3	Yes, but not sure about the exact age	0	

# hq_pep_knowplaces: Do you know where such services are offered?				
Value	Label	Cases	Percentage	
90	I am not sure	0		
93	Prefer not to answer	0		
95	Not had sex with this partner in the last 4 weeks	0		
97	N/A	0		
98	Don't know	0		
Sysmiss		2434		
Warning: these figures indicate the number of cases found in the data file. They cannot be interpreted as summary statistics of the population of interest.				
# hq_pep_taken: Have you ever taken PEP?				
Information	[Type= discrete] [Format=numeric] [Range= 0-98] [Missing=*]			
Statistics [NW/ W]	[Valid=631 /-] [Invalid=2433 /-]			
Value	Label	Cases	Percentage	
0	No, I have never had it	0	<div><div></div>0.6%</div>	
1	Yes	4		
2	No	627		
3	Yes, but not sure about the exact age	0		
90	I am not sure	0		
93	Prefer not to answer	0		
95	Not had sex with this partner in the last 4 weeks	0	<div><div></div>99.4%</div>	
97	N/A	0		
98	Don't know	0		
Sysmiss		2433		
Warning: these figures indicate the number of cases found in the data file. They cannot be interpreted as summary statistics of the population of interest.				
# hq_pep_lasttaken: How long ago did you last take PEP?				
Information	[Type= discrete] [Format=numeric] [Range= 0-8] [Missing=*]			
Statistics [NW/ W]	[Valid=4 /-] [Invalid=3060 /-]			
# hq_pep_lasttakenunit: Is value in:				
Information	[Type= discrete] [Format=numeric] [Range= 1-4] [Missing=*]			
Statistics [NW/ W]	[Valid=4 /-] [Invalid=3060 /-]			
Value	Label	Cases	Percentage	
1	Days	1	<div><div></div>25.0%</div>	
2	Weeks	1	<div><div></div>25.0%</div>	
3	Months	0	<div><div></div>50.0%</div>	
4	Years	2		
Sysmiss		3060		
Warning: these figures indicate the number of cases found in the data file. They cannot be interpreted as summary statistics of the population of interest.				
# hq_pep_takenwhy: Why did you take PEP?				
Information	[Type= discrete] [Format=character] [Missing=*]			
Statistics [NW/ W]	[Valid=4 /-] [Invalid=0 /-]			
# hq_pep_getwhere: Where did you receive PEP from?				
Information	[Type= discrete] [Format=numeric] [Range= 1-93] [Missing=*]			
Statistics [NW/ W]	[Valid=4 /-] [Invalid=3060 /-]			

# hq_pep_getwhere: Where did you receive PEP from?			
Value	Label	Cases	Percentage
1	Clinic	4	<div><div></div></div> 100.0%
2	Mobile clinic	0	
3	Treatment Collection Centre	0	
4	Independent physician	0	
5	Independent organization	0	
6	Outside the study area / Outside of PIPSA	0	
93	Prefer not to answer	0	
Sysmiss		3060	
Warning: these figures indicate the number of cases found in the data file. They cannot be interpreted as summary statistics of the population of interest.			
# hq_prep_knowof: Have you ever heard of PrEP? (These are tablets that people who do not have HIV)			
Information	[Type= discrete] [Format=numeric] [Range= 0-98] [Missing=*]		
Statistics [NW/ W]	[Valid=2395 /-] [Invalid=669 /-]		
Value	Label	Cases	Percentage
0	No, I have never had it	0	
1	Yes	859	<div><div></div></div> 35.9%
2	No	1534	<div><div></div></div> 64.1%
3	Yes, but not sure about the exact age	0	
90	I am not sure	0	
93	Prefer not to answer	2	<div><div></div></div> 0.1%
95	Not had sex with this partner in the last 4 weeks	0	
97	N/A	0	
98	Don't know	0	
Sysmiss		669	
Warning: these figures indicate the number of cases found in the data file. They cannot be interpreted as summary statistics of the population of interest.			
# hq_prep_heardwhere: Where did you hear about PrEP?			
Information	[Type= discrete] [Format=character] [Missing=*]		
Statistics [NW/ W]	[Valid=858 /-] [Invalid=0 /-]		
# hq_prep_offered: Have you ever been offered PrEP?			
Information	[Type= discrete] [Format=numeric] [Range= 0-98] [Missing=*]		
Statistics [NW/ W]	[Valid=859 /-] [Invalid=2205 /-]		
Value	Label	Cases	Percentage
0	No, I have never had it	0	
1	Yes	22	<div><div></div></div> 2.6%
2	No	837	<div><div></div></div> 97.4%
3	Yes, but not sure about the exact age	0	
90	I am not sure	0	
93	Prefer not to answer	0	
95	Not had sex with this partner in the last 4 weeks	0	
97	N/A	0	
98	Don't know	0	
Sysmiss		2205	
Warning: these figures indicate the number of cases found in the data file. They cannot be interpreted as summary statistics of the population of interest.			

# <b>hq_prep_taken12mths: Did you use/ participate in the service in the past 12 months?</b>			
<b>Information</b>		[Type= discrete] [Format=numeric] [Range= 0-98] [Missing=*]	
<b>Statistics [NW/ W]</b>		[Valid=22 /-] [Invalid=3042 /-]	
Value	Label	Cases	Percentage
0	No, I have never had it	0	
1	Yes	14	<div><div></div></div> 63.6%
2	No	8	<div><div></div></div> 36.4%
3	Yes, but not sure about the exact age	0	
90	I am not sure	0	
93	Prefer not to answer	0	
95	Not had sex with this partner in the last 4 weeks	0	
97	N/A	0	
98	Don't know	0	
Sysmiss		3042	
<i>Warning: these figures indicate the number of cases found in the data file. They cannot be interpreted as summary statistics of the population of interest.</i>			
# <b>hq_prep_currtaken: Are you currently taking PrEP to prevent HIV?</b>			
<b>Information</b>		[Type= discrete] [Format=numeric] [Range= 0-98] [Missing=*]	
<b>Statistics [NW/ W]</b>		[Valid=14 /-] [Invalid=3050 /-]	
Value	Label	Cases	Percentage
0	No, I have never had it	0	
1	Yes	8	<div><div></div></div> 57.1%
2	No	6	<div><div></div></div> 42.9%
3	Yes, but not sure about the exact age	0	
90	I am not sure	0	
93	Prefer not to answer	0	
95	Not had sex with this partner in the last 4 weeks	0	
97	N/A	0	
98	Don't know	0	
Sysmiss		3050	
<i>Warning: these figures indicate the number of cases found in the data file. They cannot be interpreted as summary statistics of the population of interest.</i>			
# <b>hq_prep_reasnottaken: Why did you decide not to take PrEP?</b>			
<b>Information</b>		[Type= discrete] [Format=numeric] [Range= 1-96] [Missing=*]	
<b>Statistics [NW/ W]</b>		[Valid=0 /-] [Invalid=3064 /-]	
Value	Label	Cases	Percentage
1	I do not feel that I need it	0	
2	I am worried about its side effects or safety	0	
3	It is inconvenient to go through the process at the	0	
93	Prefer not to answer	0	
96	Other, specify	0	
Sysmiss		3064	
<i>Warning: these figures indicate the number of cases found in the data file. They cannot be interpreted as summary statistics of the population of interest.</i>			
# <b>hq_prep_reasnototh: Please specify detail on the other reason why you did not take PrEP</b>			
<b>Information</b>		[Type= discrete] [Format=character] [Missing=*]	
<b>Statistics [NW/ W]</b>		[Valid=0 /-] [Invalid=0 /-]	

# hq_prep_getwhere: Where are you receiving PrEP? Please tell us the name of the clinic/organisation			
Information	[Type= discrete] [Format=numeric] [Range= 1-996] [Missing=*]		
Statistics [NW/ W]	[Valid=8 -/] [Invalid=3056 -/]		
Value	Label	Cases	Percentage
1	Esiyembeni	0	<div></div>
2	Gunjaneni	0	
3	Kwamsane	0	
4	Machibini	0	
5	Madwaleni	0	
6	Mpukunyoni	0	
7	Mtubatuba	1	
8	Nkundusi	0	
9	Ntondweni	0	
10	Somkhele	0	
11	Another place outside of the surveillance area	0	<div></div>
12	Doctor	0	
13	Pharmacy	0	
14	Africa Centre / AHRI	3	
15	FHI 360	0	
16	Humana People to People South Africa (HPPSA)	0	
17	Hope International	0	
18	NACOSA	0	
19	EDI	0	
20	Ezibayeni	0	
21	Unyezi	0	
22	Isikondlakondla	0	
23	MatCH	0	
24	FPD	0	
25	AFSA	0	
26	TB/HIV Care Association	0	
27	School/DOE	0	
28	Isisekelo Seimpilo clinic - Mtubatuba/Kwamsane/mobile	3	
96	Another place within the surveillance area	1	
996	other organization	0	
Sysmiss		3056	
Warning: these figures indicate the number of cases found in the data file. They cannot be interpreted as summary statistics of the population of interest.			
# hq_prep_getwhereoth_in: Please specify details of the place you receive PrEP			
Information	[Type= discrete] [Format=character] [Missing=*]		
Statistics [NW/ W]	[Valid=1 -/] [Invalid=0 -/]		
# hq_prep_getwhereoth_out: Please specify details of the place you receive PrEP			
Information	[Type= discrete] [Format=character] [Missing=*]		
Statistics [NW/ W]	[Valid=0 -/] [Invalid=0 -/]		
# hq_prep_getwhereoth_org: Please specify details of the other organization			
Information	[Type= discrete] [Format=character] [Missing=*]		
Statistics [NW/ W]	[Valid=0 -/] [Invalid=0 -/]		

# hq_prep_takendaily: Do you take PrEP every day?			
Information	[Type= discrete] [Format=numeric] [Range= 0-98] [Missing=*]		
Statistics [NW/ W]	[Valid=8 /-] [Invalid=3056 /-]		
Value	Label	Cases	Percentage
0	No, I have never had it	0	
1	Yes	6	75.0%
2	No	2	25.0%
3	Yes, but not sure about the exact age	0	
90	I am not sure	0	
93	Prefer not to answer	0	
95	Not had sex with this partner in the last 4 weeks	0	
97	N/A	0	
98	Don't know	0	
Sysmiss		3056	
Warning: these figures indicate the number of cases found in the data file. They cannot be interpreted as summary statistics of the population of interest.			
# hq_prep_taketime: When you take your PrEP do you usually take it at the same time?			
Information	[Type= discrete] [Format=numeric] [Range= 0-98] [Missing=*]		
Statistics [NW/ W]	[Valid=8 /-] [Invalid=3056 /-]		
Value	Label	Cases	Percentage
0	No, I have never had it	0	
1	Yes	7	87.5%
2	No	1	12.5%
3	Yes, but not sure about the exact age	0	
90	I am not sure	0	
93	Prefer not to answer	0	
95	Not had sex with this partner in the last 4 weeks	0	
97	N/A	0	
98	Don't know	0	
Sysmiss		3056	
Warning: these figures indicate the number of cases found in the data file. They cannot be interpreted as summary statistics of the population of interest.			
# hq_prep_takenstrug_2: Are you struggling to take you PrEP drugs as advised by the doctor because (plea			
Information	[Type= discrete] [Format=numeric] [Range= 2-96] [Missing=*]		
Statistics [NW/ W]	[Valid=7 /-] [Invalid=3057 /-]		
Value	Label	Cases	Percentage
2	No, I take my tablets as instructed	7	100.0%
3	I forget to take my pills	0	
4	I do not always have food to take with the pills	0	
5	Other people might see me take them	0	
6	I sometimes do not have transport to collect my pills on time	0	
7	I get side effects from the pills	0	
8	I am away from home	0	
93	Prefer not to answer	0	
96	Other, specify	0	
Sysmiss		3057	
Warning: these figures indicate the number of cases found in the data file. They cannot be interpreted as summary statistics of the population of interest.			

# hq_prep_takenstrug_7: Are you struggling to take you PrEP drugs as advised by the doctor because (plea			
Information	[Type= discrete] [Format=numeric] [Range= 2-96] [Missing=*]		
Statistics [NW/ W]	[Valid=1 -/] [Invalid=3063 -/]		
Value	Label	Cases	Percentage
2	No, I take my tablets as instructed	0	<div><div></div></div> 100.0%
3	I forget to take my pills	0	
4	I do not always have food to take with the pills	0	
5	Other people might see me take them	0	
6	I sometimes do not have transport to collect my pills on time	0	
7	I get side effects from the pills	1	
8	I am away from home	0	
93	Prefer not to answer	0	
96	Other, specify	0	
Sysmiss		3063	
Warning: these figures indicate the number of cases found in the data file. They cannot be interpreted as summary statistics of the population of interest.			
# hq_prep_takenstrugpoth: Please specify other reason for not taking your PrEP as described:			
Information	[Type= discrete] [Format=character] [Missing=*]		
Statistics [NW/ W]	[Valid=0 -/] [Invalid=0 -/]		
# hq_prep_takensupp: Have you been supported by [name of intervention/NGO etc] to take your PrEP dru			
Information	[Type= discrete] [Format=numeric] [Range= 0-98] [Missing=*]		
Statistics [NW/ W]	[Valid=8 -/] [Invalid=3056 -/]		
Value	Label	Cases	Percentage
0	No, I have never had it	0	<div><div></div></div> 75.0%
1	Yes	6	
2	No	1	
3	Yes, but not sure about the exact age	0	
90	I am not sure	0	
93	Prefer not to answer	1	
95	Not had sex with this partner in the last 4 weeks	0	
97	N/A	0	
98	Don't know	0	
Sysmiss		3056	
Warning: these figures indicate the number of cases found in the data file. They cannot be interpreted as summary statistics of the population of interest.			
# hq_prep_freq_med_take: In general, are you the type of person who would rather:			
Information	[Type= discrete] [Format=numeric] [Range= 1-3] [Missing=*]		
Statistics [NW/ W]	[Valid=2395 -/] [Invalid=669 -/]		
Value	Label	Cases	Percentage
1	Take a pill every single day at home	818	<div><div></div></div> 34.2%
2	Take a pill 2-3 times per week at home	235	<div><div></div></div> 9.8%
3	Receive an injection every 2 months at a clinic	1342	<div><div></div></div> 56.0%
Sysmiss		669	
Warning: these figures indicate the number of cases found in the data file. They cannot be interpreted as summary statistics of the population of interest.			
# hq_imprrt_feats_1: Which features of an injectable medicine to prevent HIV are important to you			
Information	[Type= discrete] [Format=numeric] [Range= 1-3] [Missing=*]		

# hq_imprt_feats_1: Which features of an injectable medicine to prevent HIV are important to you			
Statistics [NW/ W]		[Valid=2394 /-] [Invalid=670 /-]	
Value	Label	Cases	Percentage
1	Not important	108	<div><div></div></div> 4.5%
2	A little important	90	<div><div></div></div> 3.8%
3	Very important	2196	<div><div></div></div> 91.7%
Sysmiss		670	
Warning: these figures indicate the number of cases found in the data file. They cannot be interpreted as summary statistics of the population of interest.			
# hq_imprt_feats_2: Which features of an injectable medicine to prevent HIV are important to you			
Information		[Type= discrete] [Format=numeric] [Range= 1-3] [Missing=*]	
Statistics [NW/ W]		[Valid=2394 /-] [Invalid=670 /-]	
Value	Label	Cases	Percentage
1	Not important	236	<div><div></div></div> 9.9%
2	A little important	324	<div><div></div></div> 13.5%
3	Very important	1834	<div><div></div></div> 76.6%
Sysmiss		670	
Warning: these figures indicate the number of cases found in the data file. They cannot be interpreted as summary statistics of the population of interest.			
# hq_imprt_feats_3: Which features of an injectable medicine to prevent HIV are important to you			
Information		[Type= discrete] [Format=numeric] [Range= 1-3] [Missing=*]	
Statistics [NW/ W]		[Valid=2394 /-] [Invalid=670 /-]	
Value	Label	Cases	Percentage
1	Not important	146	<div><div></div></div> 6.1%
2	A little important	170	<div><div></div></div> 7.1%
3	Very important	2078	<div><div></div></div> 86.8%
Sysmiss		670	
Warning: these figures indicate the number of cases found in the data file. They cannot be interpreted as summary statistics of the population of interest.			
# hq_imprt_feats_4: Which features of an injectable medicine to prevent HIV are important to you			
Information		[Type= discrete] [Format=numeric] [Range= 1-3] [Missing=*]	
Statistics [NW/ W]		[Valid=2394 /-] [Invalid=670 /-]	
Value	Label	Cases	Percentage
1	Not important	146	<div><div></div></div> 6.1%
2	A little important	216	<div><div></div></div> 9.0%
3	Very important	2032	<div><div></div></div> 84.9%
Sysmiss		670	
Warning: these figures indicate the number of cases found in the data file. They cannot be interpreted as summary statistics of the population of interest.			
# hq_imprt_feats_5: Which features of an injectable medicine to prevent HIV are important to you			
Information		[Type= discrete] [Format=numeric] [Range= 1-3] [Missing=*]	
Statistics [NW/ W]		[Valid=2395 /-] [Invalid=669 /-]	
Value	Label	Cases	Percentage
1	Not important	180	<div><div></div></div> 7.5%
2	A little important	202	<div><div></div></div> 8.4%
3	Very important	2013	<div><div></div></div> 84.1%
Sysmiss		669	
Warning: these figures indicate the number of cases found in the data file. They cannot be interpreted as summary statistics of the population of interest.			

# hq_imprt_feats_6: Which features of an injectable medicine to prevent HIV are important to you			
Information	[Type= discrete] [Format=numeric] [Range= 1-3] [Missing=*]		
Statistics [NW/ W]	[Valid=2394 /-] [Invalid=670 /-]		
Value	Label	Cases	Percentage
1	Not important	710	<div><div></div></div> 29.7%
2	A little important	255	<div><div></div></div> 10.7%
3	Very important	1429	<div><div></div></div> 59.7%
Sysmiss		670	
Warning: these figures indicate the number of cases found in the data file. They cannot be interpreted as summary statistics of the population of interest.			
# hq_imprt_feats_7: Which features of an injectable medicine to prevent HIV are important to you			
Information	[Type= discrete] [Format=numeric] [Range= 1-3] [Missing=*]		
Statistics [NW/ W]	[Valid=2394 /-] [Invalid=670 /-]		
Value	Label	Cases	Percentage
1	Not important	159	<div><div></div></div> 6.6%
2	A little important	247	<div><div></div></div> 10.3%
3	Very important	1988	<div><div></div></div> 83.0%
Sysmiss		670	
Warning: these figures indicate the number of cases found in the data file. They cannot be interpreted as summary statistics of the population of interest.			
# hq_imprt_feats_8: Which features of an injectable medicine to prevent HIV are important to you			
Information	[Type= discrete] [Format=numeric] [Range= 1-3] [Missing=*]		
Statistics [NW/ W]	[Valid=2395 /-] [Invalid=669 /-]		
Value	Label	Cases	Percentage
1	Not important	1156	<div><div></div></div> 48.3%
2	A little important	290	<div><div></div></div> 12.1%
3	Very important	949	<div><div></div></div> 39.6%
Sysmiss		669	
Warning: these figures indicate the number of cases found in the data file. They cannot be interpreted as summary statistics of the population of interest.			
# hq_eversmoke: In your whole life up to now, have you ever smoked a cigarette?			
Information	[Type= discrete] [Format=numeric] [Range= 0-98] [Missing=*]		
Statistics [NW/ W]	[Valid=2576 /-] [Invalid=488 /-]		
Value	Label	Cases	Percentage
0	No, I have never had it	0	
1	Yes	714	<div><div></div></div> 27.7%
2	No	1858	<div><div></div></div> 72.1%
3	Yes, but not sure about the exact age	0	
90	I am not sure	0	
93	Prefer not to answer	4	<div><div></div></div> 0.2%
95	Not had sex with this partner in the last 4 weeks	0	
97	N/A	0	
98	Don't know	0	
Sysmiss		488	
Warning: these figures indicate the number of cases found in the data file. They cannot be interpreted as summary statistics of the population of interest.			
# hq_frstsmoke_age: How old were you when you smoked your first cigarette? If you can't remember, pl			
Information	[Type= continuous] [Format=numeric] [Range= 1-32] [Missing=*]		

# <b>hq_frstsmoke_age: How old were you when you smoked your first cigarette? If you can't remember, pl</b>			
Statistics [NW/ W]		[Valid=714 /-] [Invalid=2350 /-] [Mean=18.025 /-] [StdDev=3.573 /-]	
# <b>hq_dayssmoked_mths: How many days have you smoked at least one cigarette in the past month? [number</b>			
Information		[Type= continuous] [Format=numeric] [Range= 0-318] [Missing=*]	
Statistics [NW/ W]		[Valid=534 /-] [Invalid=2530 /-] [Mean=14.989 /-] [StdDev=18.745 /-]	
# <b>hq_smokless_tabac: Have you used smokeless tobacco products such as snuff or chewing tobacco in the</b>			
Information		[Type= discrete] [Format=numeric] [Range= 0-98] [Missing=*]	
Statistics [NW/ W]		[Valid=535 /-] [Invalid=2529 /-]	
Value	Label	Cases	Percentage
0	No, I have never had it	0	
1	Yes	15	<div><div></div>2.8%</div>
2	No	520	<div><div></div>97.2%</div>
3	Yes, but not sure about the exact age	0	
90	I am not sure	0	
93	Prefer not to answer	0	
95	Not had sex with this partner in the last 4 weeks	0	
97	N/A	0	
98	Don't know	0	
Sysmiss		2529	
Warning: these figures indicate the number of cases found in the data file. They cannot be interpreted as summary statistics of the population of interest.			
# <b>hq_everdrink: In your whole life up to now, have you ever drunk one "drink" of alcohol (e.g. a</b>			
Information		[Type= discrete] [Format=numeric] [Range= 0-98] [Missing=*]	
Statistics [NW/ W]		[Valid=2796 /-] [Invalid=268 /-]	
Value	Label	Cases	Percentage
0	No, I have never had it	0	
1	Yes	1814	<div><div></div>64.9%</div>
2	No	979	<div><div></div>35.0%</div>
3	Yes, but not sure about the exact age	0	
90	I am not sure	0	
93	Prefer not to answer	3	<div><div></div>0.1%</div>
95	Not had sex with this partner in the last 4 weeks	0	
97	N/A	0	
98	Don't know	0	
Sysmiss		268	
Warning: these figures indicate the number of cases found in the data file. They cannot be interpreted as summary statistics of the population of interest.			
# <b>hq_frstdrink_age: How old were you when you drank your first drink? If you can't remember, please</b>			
Information		[Type= continuous] [Format=numeric] [Range= 5-32] [Missing=*]	
Statistics [NW/ W]		[Valid=1814 /-] [Invalid=1250 /-] [Mean=17.496 /-] [StdDev=3.785 /-]	
# <b>hq_daysdrunk_mths: How many days have you drunk at least one drink in the past month? [number of da</b>			
Information		[Type= continuous] [Format=numeric] [Range= 0-31] [Missing=*]	
Statistics [NW/ W]		[Valid=1414 /-] [Invalid=1650 /-] [Mean=2.482 /-] [StdDev=4.662 /-]	
# <b>hq_more5drinks_day: How many days have you drunk 5 or more drinks (in succession) on one or more day</b>			
Information		[Type= continuous] [Format=numeric] [Range= 0-31] [Missing=*]	

# <b>hq_more5drinks_day: How many days have you drunk 5 or more drinks (in succession) on one or more day</b>			
Statistics [NW/ W]		[Valid=1415 /-] [Invalid=1649 /-] [Mean=1.545 /-] [StdDev=3.809 /-]	
# <b>hq_everuse_cannab: In your whole life up to now, have you ever used cannabis (dagga)?</b>			
Information		[Type= discrete] [Format=numeric] [Range= 0-98] [Missing=*]	
Statistics [NW/ W]		[Valid=2482 /-] [Invalid=582 /-]	
Value	Label	Cases	Percentage
0	No, I have never had it	0	
1	Yes	372	15.0%
2	No	2108	84.9%
3	Yes, but not sure about the exact age	0	
90	I am not sure	0	
93	Prefer not to answer	2	0.1%
95	Not had sex with this partner in the last 4 weeks	0	
97	N/A	0	
98	Don't know	0	
Sysmiss		582	
Warning: these figures indicate the number of cases found in the data file. They cannot be interpreted as summary statistics of the population of interest.			
# <b>hq_frstcannab_age: How old were you when you used cannabis (dagga)? If you can't remember, please g</b>			
Information		[Type= continuous] [Format=numeric] [Range= 5-34] [Missing=*]	
Statistics [NW/ W]		[Valid=372 /-] [Invalid=2692 /-] [Mean=17.812 /-] [StdDev=3.586 /-]	
# <b>hq_dayscannab_mths: How many days have you used cannabis in the past month? [number of days]</b>			
Information		[Type= continuous] [Format=numeric] [Range= 0-31] [Missing=*]	
Statistics [NW/ W]		[Valid=285 /-] [Invalid=2779 /-] [Mean=10.242 /-] [StdDev=12.576 /-]	
# <b>hq_usedoth_drugs_2: Have you ever used other drugs such as (Tick all that apply)</b>			
Information		[Type= discrete] [Format=numeric] [Range= 2-96] [Missing=*]	
Statistics [NW/ W]		[Valid=2368 /-] [Invalid=696 /-]	
Value	Label	Cases	Percentage
2	No	2368	100.0%
3	Inhalants like glue, paint thinners, benzine or petrol	0	
4	Methaqualone (Mandrax)	0	
5	Cocaine	0	
6	Heroin	0	
7	Club drugs, Specify	0	
8	Over-the counter drugs, Specify	0	
9	Prescription drugs, Specify	0	
93	Prefer not to answer	0	
96	Other, Specify	0	
Sysmiss		696	
Warning: these figures indicate the number of cases found in the data file. They cannot be interpreted as summary statistics of the population of interest.			
# <b>hq_usedoth_drugs_3: Have you ever used other drugs such as (Tick all that apply)</b>			
Information		[Type= discrete] [Format=numeric] [Range= 2-96] [Missing=*]	
Statistics [NW/ W]		[Valid=9 /-] [Invalid=3055 /-]	

# <b>hq_usedoth_drugs_3: Have you ever used other drugs such as (Tick all that apply)</b>			
Value	Label	Cases	Percentage
2	No	0	
3	Inhalants like glue, paint thinners, benzine or petrol	9	<div></div> 100.0%
4	Methaqualone (Mandrax)	0	
5	Cocaine	0	
6	Heroin	0	
7	Club drugs, Specify	0	
8	Over-the counter drugs, Specify	0	
9	Prescription drugs, Specify	0	
93	Prefer not to answer	0	
96	Other, Specify	0	
Sysmiss		3055	
<i>Warning: these figures indicate the number of cases found in the data file. They cannot be interpreted as summary statistics of the population of interest.</i>			
# <b>hq_usedoth_drugs_4: Have you ever used other drugs such as (Tick all that apply)</b>			
<b>Information</b>		[Type= discrete] [Format=numeric] [Range= 2-96] [Missing=*]	
<b>Statistics [NW/ W]</b>		[Valid=2 /-] [Invalid=3062 /-]	
Value	Label	Cases	Percentage
2	No	0	
3	Inhalants like glue, paint thinners, benzine or petrol	0	
4	Methaqualone (Mandrax)	2	<div></div> 100.0%
5	Cocaine	0	
6	Heroin	0	
7	Club drugs, Specify	0	
8	Over-the counter drugs, Specify	0	
9	Prescription drugs, Specify	0	
93	Prefer not to answer	0	
96	Other, Specify	0	
Sysmiss		3062	
<i>Warning: these figures indicate the number of cases found in the data file. They cannot be interpreted as summary statistics of the population of interest.</i>			
# <b>hq_usedoth_drugs_5: Have you ever used other drugs such as (Tick all that apply)</b>			
<b>Information</b>		[Type= discrete] [Format=numeric] [Range= 2-96] [Missing=*]	
<b>Statistics [NW/ W]</b>		[Valid=3 /-] [Invalid=3061 /-]	
Value	Label	Cases	Percentage
2	No	0	
3	Inhalants like glue, paint thinners, benzine or petrol	0	
4	Methaqualone (Mandrax)	0	
5	Cocaine	3	<div></div> 100.0%
6	Heroin	0	
7	Club drugs, Specify	0	
8	Over-the counter drugs, Specify	0	
9	Prescription drugs, Specify	0	
93	Prefer not to answer	0	
96	Other, Specify	0	
Sysmiss		3061	
<i>Warning: these figures indicate the number of cases found in the data file. They cannot be interpreted as summary statistics of the population of interest.</i>			

# <b>hq_usedoth_drugs_6: Have you ever used other drugs such as (Tick all that apply)</b>			
<b>Information</b>		[Type= discrete] [Format=numeric] [Range= 2-96] [Missing=*]	
<b>Statistics [NW/ W]</b>		[Valid=1 /-] [Invalid=3063 /-]	
Value	Label	Cases	Percentage
2	No	0	
3	Inhalants like glue, paint thinners, benzine or petrol	0	
4	Methaqualone (Mandrax)	0	
5	Cocaine	0	
6	Heroin	1	<div><div></div></div> 100.0%
7	Club drugs, Specify	0	
8	Over-the counter drugs, Specify	0	
9	Prescription drugs, Specify	0	
93	Prefer not to answer	0	
96	Other, Specify	0	
Sysmiss		3063	
<i>Warning: these figures indicate the number of cases found in the data file. They cannot be interpreted as summary statistics of the population of interest.</i>			
# <b>hq_usedoth_drugs_7: Have you ever used other drugs such as (Tick all that apply)</b>			
<b>Information</b>		[Type= discrete] [Format=numeric] [Range= 2-96] [Missing=*]	
<b>Statistics [NW/ W]</b>		[Valid=3 /-] [Invalid=3061 /-]	
Value	Label	Cases	Percentage
2	No	0	
3	Inhalants like glue, paint thinners, benzine or petrol	0	
4	Methaqualone (Mandrax)	0	
5	Cocaine	0	
6	Heroin	0	
7	Club drugs, Specify	3	<div><div></div></div> 100.0%
8	Over-the counter drugs, Specify	0	
9	Prescription drugs, Specify	0	
93	Prefer not to answer	0	
96	Other, Specify	0	
Sysmiss		3061	
<i>Warning: these figures indicate the number of cases found in the data file. They cannot be interpreted as summary statistics of the population of interest.</i>			
# <b>hq_usedoth_drugs_93: Have you ever used other drugs such as (Tick all that apply)</b>			
<b>Information</b>		[Type= discrete] [Format=numeric] [Range= 2-96] [Missing=*]	
<b>Statistics [NW/ W]</b>		[Valid=3 /-] [Invalid=3061 /-]	
Value	Label	Cases	Percentage
2	No	0	
3	Inhalants like glue, paint thinners, benzine or petrol	0	
4	Methaqualone (Mandrax)	0	
5	Cocaine	0	
6	Heroin	0	
7	Club drugs, Specify	0	
8	Over-the counter drugs, Specify	0	
9	Prescription drugs, Specify	0	
93	Prefer not to answer	3	<div><div></div></div> 100.0%

# hq_usedoth_drugs_93: Have you ever used other drugs such as (Tick all that apply)			
Value	Label	Cases	Percentage
96	Other, Specify	0	
Sysmiss		3061	
Warning: these figures indicate the number of cases found in the data file. They cannot be interpreted as summary statistics of the population of interest.			
# hq_usedoth_drugs_96: Have you ever used other drugs such as (Tick all that apply)			
Information	[Type= discrete] [Format=numeric] [Range= 2-96] [Missing=*]		
Statistics [NW/ W]	[Valid=4 /-] [Invalid=3060 /-]		
Value	Label	Cases	Percentage
2	No	0	
3	Inhalants like glue, paint thinners, benzine or petrol	0	
4	Methaqualone (Mandrax)	0	
5	Cocaine	0	
6	Heroin	0	
7	Club drugs, Specify	0	
8	Over-the counter drugs, Specify	0	
9	Prescription drugs, Specify	0	
93	Prefer not to answer	0	
96	Other, Specify	4	<div><div></div></div> 100.0%
Sysmiss		3060	
Warning: these figures indicate the number of cases found in the data file. They cannot be interpreted as summary statistics of the population of interest.			
# hq_othdrug_oth: Please specify more details on the kind of other drugs you have used?			
Information	[Type= discrete] [Format=character] [Missing=*]		
Statistics [NW/ W]	[Valid=3 /-] [Invalid=0 /-]		
# sr_currently_married: Are you married?			
Information	[Type= discrete] [Format=numeric] [Range= 0-98] [Missing=*]		
Statistics [NW/ W]	[Valid=2395 /-] [Invalid=669 /-]		
Value	Label	Cases	Percentage
0	No, I have never had it	0	
1	Yes	23	<div><div></div></div> 1.0%
2	No	2366	<div><div></div></div> 98.8%
3	Yes, but not sure about the exact age	0	
90	I am not sure	0	
93	Prefer not to answer	6	<div><div></div></div> 0.3%
95	Not had sex with this partner in the last 4 weeks	0	
97	N/A	0	
98	Don't know	0	
Sysmiss		669	
Warning: these figures indicate the number of cases found in the data file. They cannot be interpreted as summary statistics of the population of interest.			
# sr_prev_currently_married: Are you married? - from Baseline			
Information	[Type= discrete] [Format=numeric] [Range= 0-98] [Missing=*]		
Statistics [NW/ W]	[Valid=0 /-] [Invalid=3064 /-]		
Value	Label	Cases	Percentage
0	No, I have never had it	0	

# sr_prev_currently_married: Are you married? - from Baseline			
Value	Label	Cases	Percentage
1	Yes	0	
2	No	0	
3	Yes, but not sure about the exact age	0	
90	I am not sure	0	
93	Prefer not to answer	0	
95	Not had sex with this partner in the last 4 weeks	0	
97	N/A	0	
98	Don't know	0	
Sysmiss		3064	
Warning: these figures indicate the number of cases found in the data file. They cannot be interpreted as summary statistics of the population of interest.			
# sr_currently_cohabiting: Are you living with your partner as if you are married (Cohabiting)?			
Information	[Type= discrete] [Format=numeric] [Range= 0-98] [Missing=*]		
Statistics [NW/ W]	[Valid=2372 /-] [Invalid=692 /-]		
Value	Label	Cases	Percentage
0	No, I have never had it	0	
1	Yes	76	3.2%
2	No	2294	96.7%
3	Yes, but not sure about the exact age	0	
90	I am not sure	0	
93	Prefer not to answer	2	0.1%
95	Not had sex with this partner in the last 4 weeks	0	
97	N/A	0	
98	Don't know	0	
Sysmiss		692	
Warning: these figures indicate the number of cases found in the data file. They cannot be interpreted as summary statistics of the population of interest.			
# sr_evermarried: Have you ever been married?			
Information	[Type= discrete] [Format=numeric] [Range= 1-93] [Missing=*]		
Statistics [NW/ W]	[Valid=2365 /-] [Invalid=699 /-]		
Value	Label	Cases	Percentage
1	Yes, divorced / separated	0	
2	No	2365	100.0%
3	Yes, widowed	0	
93	Prefer not to answer	0	
Sysmiss		699	
Warning: these figures indicate the number of cases found in the data file. They cannot be interpreted as summary statistics of the population of interest.			
# sr_marriage_type: Please specify what type of marriage it is/was?			
Information	[Type= discrete] [Format=numeric] [Range= 1-96] [Missing=*]		
Statistics [NW/ W]	[Valid=23 /-] [Invalid=3041 /-]		
Value	Label	Cases	Percentage
1	Civil	8	34.8%
2	Traditional/customary	6	26.1%
3	Religious (e.g., Church, mosque)	9	39.1%
4	Co	0	

# sr_marriage_type: Please specify what type of marriage it is/was?			
Value	Label	Cases	Percentage
96	Other, specify	0	
Sysmiss		3041	
Warning: these figures indicate the number of cases found in the data file. They cannot be interpreted as summary statistics of the population of interest.			
# sr_marriage_typoth: Please specify details on the other type of marriage			
Information	[Type= discrete] [Format=character] [Missing=*]		
Statistics [NW/ W]	[Valid=0 -/] [Invalid=0 -/]		
# sr_new_married_moved: When you got married, did you move home			
Information	[Type= discrete] [Format=numeric] [Range= 1-3] [Missing=*]		
Statistics [NW/ W]	[Valid=23 -/] [Invalid=3041 -/]		
Value	Label	Cases	Percentage
1	Yes: to my in-laws	10	<div></div> 43.5%
2	No	6	<div></div> 26.1%
3	Yes: to our own home	7	<div></div> 30.4%
Sysmiss		3041	
Warning: these figures indicate the number of cases found in the data file. They cannot be interpreted as summary statistics of the population of interest.			
# sr_live_husband: Are you living with your husband?			
Information	[Type= discrete] [Format=numeric] [Range= 0-98] [Missing=*]		
Statistics [NW/ W]	[Valid=23 -/] [Invalid=3041 -/]		
Value	Label	Cases	Percentage
0	No, I have never had it	0	
1	Yes	20	<div></div> 87.0%
2	No	3	<div></div> 13.0%
3	Yes, but not sure about the exact age	0	
90	I am not sure	0	
93	Prefer not to answer	0	
95	Not had sex with this partner in the last 4 weeks	0	
97	N/A	0	
98	Don't know	0	
Sysmiss		3041	
Warning: these figures indicate the number of cases found in the data file. They cannot be interpreted as summary statistics of the population of interest.			
# sr_age_firstmarr: How old were you when you first got married (if you do not know, please make you			
Information	[Type= discrete] [Format=numeric] [Range= 18-34] [Missing=*]		
Statistics [NW/ W]	[Valid=23 -/] [Invalid=3041 -/]		
# sr_share_agefirstmarr: Are you willing to share how old were you when you first got married (if you do			
Information	[Type= discrete] [Format=numeric] [Range= 0-98] [Missing=*]		
Statistics [NW/ W]	[Valid=0 -/] [Invalid=3064 -/]		
Value	Label	Cases	Percentage
0	No, I have never had it	0	
1	Yes	0	
2	No	0	
3	Yes, but not sure about the exact age	0	
90	I am not sure	0	

# sr_share_agefirstmarr: Are you willing to share how old were you when you first got married (if you do			
Value	Label	Cases	Percentage
93	Prefer not to answer	0	
95	Not had sex with this partner in the last 4 weeks	0	
97	N/A	0	
98	Don't know	0	
Sysmiss		3064	
Warning: these figures indicate the number of cases found in the data file. They cannot be interpreted as summary statistics of the population of interest.			
# sr_age_partner: How old is your husband/wife (if you do not know, please make your best guess)?			
Information	[Type= continuous] [Format=numeric] [Range= 21-54] [Missing=*]		
Statistics [NW/ W]	[Valid=23 /-] [Invalid=3041 /-] [Mean=32.957 /-] [StdDev=8.099 /-]		
# sr_share_agehusband: Are you willing to share how old your husband is (if you do not know, please mak			
Information	[Type= discrete] [Format=numeric] [Range= 0-98] [Missing=*]		
Statistics [NW/ W]	[Valid=0 /-] [Invalid=3064 /-]		
Value	Label	Cases	Percentage
0	No, I have never had it	0	
1	Yes	0	
2	No	0	
3	Yes, but not sure about the exact age	0	
90	I am not sure	0	
93	Prefer not to answer	0	
95	Not had sex with this partner in the last 4 weeks	0	
97	N/A	0	
98	Don't know	0	
Sysmiss		3064	
Warning: these figures indicate the number of cases found in the data file. They cannot be interpreted as summary statistics of the population of interest.			
# sr_fatherclindren: Have you ever fathered any children?			
Information	[Type= discrete] [Format=numeric] [Range= 0-98] [Missing=*]		
Statistics [NW/ W]	[Valid=1947 /-] [Invalid=1117 /-]		
Value	Label	Cases	Percentage
0	No, I have never had it	0	
1	Yes	472	<div><div></div></div> 24.2%
2	No	1467	<div><div></div></div> 75.3%
3	Yes, but not sure about the exact age	0	
90	I am not sure	0	
93	Prefer not to answer	8	<div><div></div></div> 0.4%
95	Not had sex with this partner in the last 4 weeks	0	
97	N/A	0	
98	Don't know	0	
Sysmiss		1117	
Warning: these figures indicate the number of cases found in the data file. They cannot be interpreted as summary statistics of the population of interest.			
# sr_numchildfath: How many children have you fathered (please include those who have died)?			
Information	[Type= discrete] [Format=numeric] [Range= 0-19] [Missing=*]		
Statistics [NW/ W]	[Valid=472 /-] [Invalid=2592 /-]		

# sr_share_numchildfath: Are you willing to share the number of children you have you fathered?			
Information	[Type= discrete] [Format=numeric] [Range= 0-98] [Missing=*]		
Statistics [NW/ W]	[Valid=0 -/] [Invalid=3064 -/]		
Value	Label	Cases	Percentage
0	No, I have never had it	0	
1	Yes	0	
2	No	0	
3	Yes, but not sure about the exact age	0	
90	I am not sure	0	
93	Prefer not to answer	0	
95	Not had sex with this partner in the last 4 weeks	0	
97	N/A	0	
98	Don't know	0	
Sysmiss		3064	
Warning: these figures indicate the number of cases found in the data file. They cannot be interpreted as summary statistics of the population of interest.			
# sr_agefather: How old were you when you first made someone pregnant?			
Information	[Type= continuous] [Format=numeric] [Range= 1-35] [Missing=*]		
Statistics [NW/ W]	[Valid=464 -/] [Invalid=2600 -/] [Mean=22.515 -/] [StdDev=4.002 -/]		
# sr_share_agefather: Are you willing to share how old were you the first time you made someone pregna			
Information	[Type= discrete] [Format=numeric] [Range= 0-98] [Missing=*]		
Statistics [NW/ W]	[Valid=8 -/] [Invalid=3056 -/]		
Value	Label	Cases	Percentage
0	No, I have never had it	0	
1	Yes	0	
2	No	0	
3	Yes, but not sure about the exact age	0	
90	I am not sure	0	
93	Prefer not to answer	8	<div></div> 100.0%
95	Not had sex with this partner in the last 4 weeks	0	
97	N/A	0	
98	Don't know	0	
Sysmiss		3056	
Warning: these figures indicate the number of cases found in the data file. They cannot be interpreted as summary statistics of the population of interest.			
# sr_children_alive_mal: How many of these children are still alive?			
Information	[Type= discrete] [Format=numeric] [Range= 0-13] [Missing=*]		
Statistics [NW/ W]	[Valid=472 -/] [Invalid=2592 -/]		
# sr_curcum_frenu: Have you ever been circumcised where your frenulum was cut?			
Information	[Type= discrete] [Format=numeric] [Range= 0-98] [Missing=*]		
Statistics [NW/ W]	[Valid=1947 -/] [Invalid=1117 -/]		
Value	Label	Cases	Percentage
0	No, I have never had it	0	
1	Yes	347	<div></div> 17.8%
2	No	1592	<div></div> 81.8%
3	Yes, but not sure about the exact age	0	

# sr_curcum_frenu: Have you ever been circumcised where your frenulum was cut?			
Value	Label	Cases	Percentage
90	I am not sure	0	
93	Prefer not to answer	8	0.4%
95	Not had sex with this partner in the last 4 weeks	0	
97	N/A	0	
98	Don't know	0	
Sysmiss		1117	
Warning: these figures indicate the number of cases found in the data file. They cannot be interpreted as summary statistics of the population of interest.			
# sr_circum_forensk: Have you ever been circumcised where your whole foreskin was removed?			
Information	[Type= discrete] [Format=numeric] [Range= 0-98] [Missing=*]		
Statistics [NW/ W]	[Valid=1947 /-] [Invalid=1117 /-]		
Value	Label	Cases	Percentage
0	No, I have never had it	0	
1	Yes	1211	62.2%
2	No	733	37.6%
3	Yes, but not sure about the exact age	0	
90	I am not sure	0	
93	Prefer not to answer	3	0.2%
95	Not had sex with this partner in the last 4 weeks	0	
97	N/A	0	
98	Don't know	0	
Sysmiss		1117	
Warning: these figures indicate the number of cases found in the data file. They cannot be interpreted as summary statistics of the population of interest.			
# sr_circum_when: When were you circumcised (if you do not know, please make your best guess)?			
Information	[Type= discrete] [Format=numeric] [Range= 1-98] [Missing=*]		
Statistics [NW/ W]	[Valid=1230 /-] [Invalid=1834 /-]		
Value	Label	Cases	Percentage
1	As a child (under one year)	15	1.2%
2	As a child or adolescent	899	73.1%
3	As an adult (over 18 years)	277	22.5%
93	Prefer not to answer	1	0.1%
98	Don't know	38	3.1%
Sysmiss		1834	
Warning: these figures indicate the number of cases found in the data file. They cannot be interpreted as summary statistics of the population of interest.			
# sr_circum_where: Where were you circumcised?			
Information	[Type= discrete] [Format=numeric] [Range= 1-96] [Missing=*]		
Statistics [NW/ W]	[Valid=1231 /-] [Invalid=1833 /-]		
Value	Label	Cases	Percentage
1	Clinic	1117	90.7%
2	Mountain	27	2.2%
3	Church	7	0.6%
96	Other, specify	80	6.5%
Sysmiss		1833	
Warning: these figures indicate the number of cases found in the data file. They cannot be interpreted as summary statistics of the population of interest.			

# sr_circum_whereoth: Please specify more details on where you were circumcised:			
Information	[Type= discrete] [Format=character] [Missing=*]		
Statistics [NW/ W]	[Valid=80 /-] [Invalid=0 /-]		
# sr_currpregnant: Are you currently pregnant?			
Information	[Type= discrete] [Format=numeric] [Range= 0-98] [Missing=*]		
Statistics [NW/ W]	[Valid=448 /-] [Invalid=2616 /-]		
Value	Label	Cases	Percentage
0	No, I have never had it	0	
1	Yes	25	<div><div></div>5.6%</div>
2	No	417	<div><div></div>93.1%</div>
3	Yes, but not sure about the exact age	0	
90	I am not sure	0	
93	Prefer not to answer	2	<div><div></div>0.4%</div>
95	Not had sex with this partner in the last 4 weeks	0	
97	N/A	0	
98	Don't know	4	<div><div></div>0.9%</div>
Sysmiss		2616	
Warning: these figures indicate the number of cases found in the data file. They cannot be interpreted as summary statistics of the population of interest.			
# sr_everpregnant: Have you ever been pregnant?			
Information	[Type= discrete] [Format=numeric] [Range= 0-98] [Missing=*]		
Statistics [NW/ W]	[Valid=448 /-] [Invalid=2616 /-]		
Value	Label	Cases	Percentage
0	No, I have never had it	0	
1	Yes	401	<div><div></div>89.5%</div>
2	No	47	<div><div></div>10.5%</div>
3	Yes, but not sure about the exact age	0	
90	I am not sure	0	
93	Prefer not to answer	0	
95	Not had sex with this partner in the last 4 weeks	0	
97	N/A	0	
98	Don't know	0	
Sysmiss		2616	
Warning: these figures indicate the number of cases found in the data file. They cannot be interpreted as summary statistics of the population of interest.			
# sr_pregnant_last_12mths: Have you been pregnant in the last 12 months?			
Information	[Type= discrete] [Format=numeric] [Range= 0-98] [Missing=*]		
Statistics [NW/ W]	[Valid=403 /-] [Invalid=2661 /-]		
Value	Label	Cases	Percentage
0	No, I have never had it	0	
1	Yes	116	<div><div></div>28.8%</div>
2	No	284	<div><div></div>70.5%</div>
3	Yes, but not sure about the exact age	0	
90	I am not sure	0	
93	Prefer not to answer	3	<div><div></div>0.7%</div>
95	Not had sex with this partner in the last 4 weeks	0	
97	N/A	0	

# sr_pregnant_last_12mths: Have you been pregnant in the last 12 months?				
Value	Label	Cases	Percentage	
98	Don't know	0		
Sysmiss		2661		
Warning: these figures indicate the number of cases found in the data file. They cannot be interpreted as summary statistics of the population of interest.				
# sr_agepregnant: How old were you the first time you got pregnant? [age in years]				
Information	[Type= discrete] [Format=numeric] [Range= 12-28] [Missing=*]			
Statistics [NW/ W]	[Valid=404 /-] [Invalid=2660 /-]			

# sr_share_agepregnant: Are you willing to share how old were you the first time you got pregnant?			
Information		[Type= discrete] [Format=numeric] [Range= 0-98] [Missing=*]	
Statistics [NW/ W]		[Valid=1 -/] [Invalid=3063 -/]	
Value	Label	Cases	Percentage
0	No, I have never had it	0	<div></div> 100.0%
1	Yes	0	
2	No	0	
3	Yes, but not sure about the exact age	0	
90	I am not sure	0	
93	Prefer not to answer	0	
95	Not had sex with this partner in the last 4 weeks	0	
97	N/A	0	
98	Don't know	1	
Sysmiss		3063	
Warning: these figures indicate the number of cases found in the data file. They cannot be interpreted as summary statistics of the population of interest.			
# sr_times_pregnant: How many times have you been pregnant? (including pregnancies that did not go to			
Information		[Type= continuous] [Format=numeric] [Range= 1-25] [Missing=*]	
Statistics [NW/ W]		[Valid=401 -/] [Invalid=2663 -/] [Mean=2.11 -/] [StdDev=1.565 -/]	
# sr_times_birth: How many times have you given birth? (include both live births and stillbirths.			
Information		[Type= discrete] [Format=numeric] [Range= 0-6] [Missing=*]	
Statistics [NW/ W]		[Valid=401 -/] [Invalid=2663 -/]	
# sr_children_alive_fem: How many of these children are still alive?			
Information		[Type= discrete] [Format=numeric] [Range= 0-11] [Missing=*]	
Statistics [NW/ W]		[Valid=401 -/] [Invalid=2663 -/]	
# sr_another_child: FOR NON PREGNANT / UNSURE / NEVER PREGNANT BEFORE, ASK Would you like to have (a			
Information		[Type= discrete] [Format=numeric] [Range= 1-98] [Missing=*]	
Statistics [NW/ W]		[Valid=2370 -/] [Invalid=694 -/]	
Value	Label	Cases	Percentage
1	Yes	1519	<div></div> 64.1%
2	No	808	<div></div> 34.1%
3	No More	32	<div></div> 1.4%
4	Cannot get pregnant (infertile or sterilized)	2	<div></div> 0.1%
5	Undecided	7	<div></div> 0.3%
93	Prefer not to answer	0	
98	Don't know	2	<div></div> 0.1%
Sysmiss		694	
Warning: these figures indicate the number of cases found in the data file. They cannot be interpreted as summary statistics of the population of interest.			
# sr_waitbrf_another: If Yes, How long would you like to wait from now before the birth of (a/another)			
Information		[Type= discrete] [Format=numeric] [Range= 1-98] [Missing=*]	
Statistics [NW/ W]		[Valid=1519 -/] [Invalid=1545 -/]	
Value	Label	Cases	Percentage
1	Less than 1 year	168	<div></div> 11.1%

# sr_waitbrf_another: If Yes, How long would you like to wait from now before the birth of (a/another)			
Value	Label	Cases	Percentage
2	1 to 2 years	60	<div><div></div></div> 3.9%
3	Greater than 2 years	405	<div><div></div></div> 26.7%
4	Undecided	746	<div><div></div></div> 49.1%
98	Don't know	140	<div><div></div></div> 9.2%
Sysmiss		1545	
Warning: these figures indicate the number of cases found in the data file. They cannot be interpreted as summary statistics of the population of interest.			
# sr_aftbrth_more: FOR CURRENTLY PREGNANT ASK After the birth of this child you are expecting would			
Information	[Type= discrete] [Format=numeric] [Range= 1-98] [Missing=*]		
Statistics [NW/ W]	[Valid=25 /-] [Invalid=3039 /-]		
Value	Label	Cases	Percentage
1	Yes	7	<div><div></div></div> 28.0%
2	No	16	<div><div></div></div> 64.0%
3	No More	0	
4	Cannot get pregnant (infertile or sterilized)	0	
5	Undecided	0	
93	Prefer not to answer	1	<div><div></div></div> 4.0%
98	Don't know	1	<div><div></div></div> 4.0%
Sysmiss		3039	
Warning: these figures indicate the number of cases found in the data file. They cannot be interpreted as summary statistics of the population of interest.			
# sr_waitbrf_birth: If yes, After the birth of the child you are expecting now, how long would you l			
Information	[Type= discrete] [Format=numeric] [Range= 1-98] [Missing=*]		
Statistics [NW/ W]	[Valid=7 /-] [Invalid=3057 /-]		
Value	Label	Cases	Percentage
1	Less than 1 year	0	
2	1 to 2 years	2	<div><div></div></div> 28.6%
3	Greater than 2 years	3	<div><div></div></div> 42.9%
4	Undecided	0	
98	Don't know	2	<div><div></div></div> 28.6%
Sysmiss		3057	
Warning: these figures indicate the number of cases found in the data file. They cannot be interpreted as summary statistics of the population of interest.			
# sr_nomore_children_1: What are the reasons why you would not like to have (a/another) child?			
Information	[Type= discrete] [Format=numeric] [Range= 1-98] [Missing=*]		
Statistics [NW/ W]	[Valid=194 /-] [Invalid=2870 /-]		
Value	Label	Cases	Percentage
1	Economic reasons	194	<div><div></div></div> 100.0%
2	Self: reached desired family size	0	
3	Partner reached desired family size	0	
4	Health concerns	0	
5	Not yet ready for a child	0	
93	Don?t want to answer	0	
96	Other, specify	0	
98	Don?t know	0	
Sysmiss		2870	

<b># sr_nomore_children_1: What are the reasons why you would not like to have (a/another) child?</b>			
<i>Warning: these figures indicate the number of cases found in the data file. They cannot be interpreted as summary statistics of the population of interest.</i>			
<b># sr_nomore_children_2: What are the reasons why you would not like to have (a/another) child?</b>			
<b>Information</b>	[Type= discrete] [Format=numeric] [Range= 1-98] [Missing=*]		
<b>Statistics [NW/ W]</b>	[Valid=112 /-] [Invalid=2952 /-]		
<b>Value</b>	<b>Label</b>	<b>Cases</b>	<b>Percentage</b>
1	Economic reasons	0	
2	Self: reached desired family size	112	100.0%
3	Partner reached desired family size	0	
4	Health concerns	0	
5	Not yet ready for a child	0	
93	Don?t want to answer	0	
96	Other, specify	0	
98	Don?t know	0	
Sysmiss		2952	
<i>Warning: these figures indicate the number of cases found in the data file. They cannot be interpreted as summary statistics of the population of interest.</i>			
<b># sr_nomore_children_3: What are the reasons why you would not like to have (a/another) child?</b>			
<b>Information</b>	[Type= discrete] [Format=numeric] [Range= 1-98] [Missing=*]		
<b>Statistics [NW/ W]</b>	[Valid=8 /-] [Invalid=3056 /-]		
<b>Value</b>	<b>Label</b>	<b>Cases</b>	<b>Percentage</b>
1	Economic reasons	0	
2	Self: reached desired family size	0	
3	Partner reached desired family size	8	100.0%
4	Health concerns	0	
5	Not yet ready for a child	0	
93	Don?t want to answer	0	
96	Other, specify	0	
98	Don?t know	0	
Sysmiss		3056	
<i>Warning: these figures indicate the number of cases found in the data file. They cannot be interpreted as summary statistics of the population of interest.</i>			
<b># sr_nomore_children_4: What are the reasons why you would not like to have (a/another) child?</b>			
<b>Information</b>	[Type= discrete] [Format=numeric] [Range= 1-98] [Missing=*]		
<b>Statistics [NW/ W]</b>	[Valid=53 /-] [Invalid=3011 /-]		
<b>Value</b>	<b>Label</b>	<b>Cases</b>	<b>Percentage</b>
1	Economic reasons	0	
2	Self: reached desired family size	0	
3	Partner reached desired family size	0	
4	Health concerns	53	100.0%
5	Not yet ready for a child	0	
93	Don?t want to answer	0	
96	Other, specify	0	
98	Don?t know	0	
Sysmiss		3011	
<i>Warning: these figures indicate the number of cases found in the data file. They cannot be interpreted as summary statistics of the population of interest.</i>			

# sr_nomore_children_5: What are the reasons why you would not like to have (a/another) child?			
Information	[Type= discrete] [Format=numeric] [Range= 1-98] [Missing=*]		
Statistics [NW/ W]	[Valid=476 /-] [Invalid=2588 /-]		
Value	Label	Cases	Percentage
1	Economic reasons	0	
2	Self: reached desired family size	0	
3	Partner reached desired family size	0	
4	Health concerns	0	
5	Not yet ready for a child	476	<div><div></div></div> 100.0%
93	Don?t want to answer	0	
96	Other, specify	0	
98	Don?t know	0	
Sysmiss		2588	
Warning: these figures indicate the number of cases found in the data file. They cannot be interpreted as summary statistics of the population of interest.			
# sr_nomore_children_93: What are the reasons why you would not like to have (a/another) child?			
Information	[Type= discrete] [Format=numeric] [Range= 1-98] [Missing=*]		
Statistics [NW/ W]	[Valid=9 /-] [Invalid=3055 /-]		
Value	Label	Cases	Percentage
1	Economic reasons	0	
2	Self: reached desired family size	0	
3	Partner reached desired family size	0	
4	Health concerns	0	
5	Not yet ready for a child	0	
93	Don?t want to answer	9	<div><div></div></div> 100.0%
96	Other, specify	0	
98	Don?t know	0	
Sysmiss		3055	
Warning: these figures indicate the number of cases found in the data file. They cannot be interpreted as summary statistics of the population of interest.			
# sr_nomore_children_96: What are the reasons why you would not like to have (a/another) child?			
Information	[Type= discrete] [Format=numeric] [Range= 1-98] [Missing=*]		
Statistics [NW/ W]	[Valid=24 /-] [Invalid=3040 /-]		
Value	Label	Cases	Percentage
1	Economic reasons	0	
2	Self: reached desired family size	0	
3	Partner reached desired family size	0	
4	Health concerns	0	
5	Not yet ready for a child	0	
93	Don?t want to answer	0	
96	Other, specify	24	<div><div></div></div> 100.0%
98	Don?t know	0	
Sysmiss		3040	
Warning: these figures indicate the number of cases found in the data file. They cannot be interpreted as summary statistics of the population of interest.			
# sr_nomore_children_98: What are the reasons why you would not like to have (a/another) child?			
Information	[Type= discrete] [Format=numeric] [Range= 1-98] [Missing=*]		
Statistics [NW/ W]	[Valid=31 /-] [Invalid=3033 /-]		

# sr_nomore_children_98: What are the reasons why you would not like to have (a/another) child?			
Value	Label	Cases	Percentage
1	Economic reasons	0	
2	Self: reached desired family size	0	
3	Partner reached desired family size	0	
4	Health concerns	0	
5	Not yet ready for a child	0	
93	Don?t want to answer	0	
96	Other, specify	0	
98	Don?t know	31	<div></div> 100.0%
Sysmiss		3033	
Warning: these figures indicate the number of cases found in the data file. They cannot be interpreted as summary statistics of the population of interest.			
# sr_nomore_child_oth: Please specify other reasons why you would not like to have (a/another) child?			
Information	[Type= discrete] [Format=character] [Missing=*]		
Statistics [NW/ W]	[Valid=30 /-] [Invalid=0 /-]		
# sr_partner_more_child: Does your partner want to have a/another child with you?			
Information	[Type= discrete] [Format=numeric] [Range= 1-98] [Missing=*]		
Statistics [NW/ W]	[Valid=827 /-] [Invalid=2237 /-]		
Value	Label	Cases	Percentage
1	Yes	65	<div></div> 7.9%
2	No	381	<div></div> 46.1%
3	No I don't have a partner	234	<div></div> 28.3%
93	Prefer not to answer	2	<div></div> 0.2%
98	Don't know	145	<div></div> 17.5%
Sysmiss		2237	
Warning: these figures indicate the number of cases found in the data file. They cannot be interpreted as summary statistics of the population of interest.			
# sr_partner_num_child: Does your (husband/partner) want the same number of children that you want, or d			
Information	[Type= discrete] [Format=numeric] [Range= 1-98] [Missing=*]		
Statistics [NW/ W]	[Valid=64 /-] [Invalid=3000 /-]		
Value	Label	Cases	Percentage
1	Same number	10	<div></div> 15.6%
2	More children	28	<div></div> 43.8%
3	Fewer children	6	<div></div> 9.4%
93	Prefer not to answer	1	<div></div> 1.6%
98	Don't know	19	<div></div> 29.7%
Sysmiss		3000	
Warning: these figures indicate the number of cases found in the data file. They cannot be interpreted as summary statistics of the population of interest.			
# sr_areusemeth_avoidpreg: Are you currently using any contraceptive methods to prevent pregnancy?			
Information	[Type= discrete] [Format=numeric] [Range= 0-98] [Missing=*]		
Statistics [NW/ W]	[Valid=421 /-] [Invalid=2643 /-]		
Value	Label	Cases	Percentage
0	No, I have never had it	0	
1	Yes	304	<div></div> 72.2%
2	No	117	<div></div> 27.8%

# sr_areusemeth_avoidpreg: Are you currently using any contraceptive methods to prevent pregnancy?			
Value	Label	Cases	Percentage
3	Yes, but not sure about the exact age	0	
90	I am not sure	0	
93	Prefer not to answer	0	
95	Not had sex with this partner in the last 4 weeks	0	
97	N/A	0	
98	Don't know	0	
Sysmiss		2643	
Warning: these figures indicate the number of cases found in the data file. They cannot be interpreted as summary statistics of the population of interest.			
# sr_notusemeth_avoidpreg: If no, What is the main reason why you are not using a method of contraception			
Information	[Type= discrete] [Format=numeric] [Range= 1-98] [Missing=*]		
Statistics [NW/ W]	[Valid=117 /-] [Invalid=2947 /-]		
Value	Label	Cases	Percentage
1	Not married	2	1.7%
2	Intend to marry	5	4.3%
3	Not intend to marry	0	
4	Fertility related reasons	0	
5	Not having sex	23	19.7%
6	Infrequent sex	32	27.4%
7	Menopausal/hysterectomy	4	3.4%
8	Subfecund/infecund	11	9.4%
9	Postpartum/breastfeeding	8	6.8%
10	Wants (more) children	0	
11	Pregnancy	0	
12	Opposition to use	0	
13	Respondent opposed	1	0.9%
14	Husband opposed	0	
15	Others opposed	1	0.9%
16	Religious prohibition	0	
17	Lack of knowledge	0	
18	Knows no method	0	
19	Knows no source	0	
20	Method related reasons	2	1.7%
21	Health concerns	0	
22	Fear of side effects	4	3.4%
23	Lack of access/too far	1	0.9%
24	Cost too much	0	
25	Inconvenient to use	2	1.7%
26	Interferes with body's normal processes	2	1.7%
27	Method failure	1	0.9%
96	Other, specify	5	4.3%
98	Don't know	13	11.1%
Sysmiss		2947	
Warning: these figures indicate the number of cases found in the data file. They cannot be interpreted as summary statistics of the population of interest.			

# sr_notusemeth_otherspec: Other reason not using any method of contraception, please specify:			
Information	[Type= discrete] [Format=character] [Missing=*]		
Statistics [NW/ W]	[Valid=5 /-] [Invalid=0 /-]		
# sr_currmeth_avoidpreg_1: Which methods are you currently using?			
Information	[Type= discrete] [Format=numeric] [Range= 0-96] [Missing=*]		
Statistics [NW/ W]	[Valid=87 /-] [Invalid=2977 /-]		
Value	Label	Cases	Percentage
0	None	0	<div><div></div></div> 100.0%
1	Male condom	87	
2	Female condom	0	
3	Female sterilization (?tubal ligation?)	0	
4	Male sterilization (?vasectomy?)	0	
5	IUD/loop	0	
6	Injectable contraceptives	0	
7	Implants	0	
8	Oral contraceptive pills	0	
9	Douching after sex	0	
10	Traditional methods	0	
93	Prefer not to answer	0	
96	Other, specify	0	
Sysmiss		2977	
Warning: these figures indicate the number of cases found in the data file. They cannot be interpreted as summary statistics of the population of interest.			
# sr_currmeth_avoidpreg_2: Which methods are you currently using?			
Information	[Type= discrete] [Format=numeric] [Range= 0-96] [Missing=*]		
Statistics [NW/ W]	[Valid=3 /-] [Invalid=3061 /-]		
Value	Label	Cases	Percentage
0	None	0	<div><div></div></div> 100.0%
1	Male condom	0	
2	Female condom	3	
3	Female sterilization (?tubal ligation?)	0	
4	Male sterilization (?vasectomy?)	0	
5	IUD/loop	0	
6	Injectable contraceptives	0	
7	Implants	0	
8	Oral contraceptive pills	0	
9	Douching after sex	0	
10	Traditional methods	0	
93	Prefer not to answer	0	
96	Other, specify	0	
Sysmiss		3061	
Warning: these figures indicate the number of cases found in the data file. They cannot be interpreted as summary statistics of the population of interest.			
# sr_currmeth_avoidpreg_3: Which methods are you currently using?			
Information	[Type= discrete] [Format=numeric] [Range= 0-96] [Missing=*]		
Statistics [NW/ W]	[Valid=1 /-] [Invalid=3063 /-]		

### # sr\_currmeth\_avoidpreg\_3: Which methods are you currently using?

Value	Label	Cases	Percentage
0	None	0	
1	Male condom	0	
2	Female condom	0	
3	Female sterilization (?tubal ligation?)	1	100.0%
4	Male sterilization (?vasectomy?)	0	
5	IUD/loop	0	
6	Injectable contraceptives	0	
7	Implants	0	
8	Oral contraceptive pills	0	
9	Douching after sex	0	
10	Traditional methods	0	
93	Prefer not to answer	0	
96	Other, specify	0	
Sysmiss		3063	

Warning: these figures indicate the number of cases found in the data file. They cannot be interpreted as summary statistics of the population of interest.

### # sr\_currmeth\_avoidpreg\_4: Which methods are you currently using?

Information	[Type= discrete] [Format=numeric] [Range= 0-96] [Missing=*]
Statistics [NW/ W]	[Valid=3 /-] [Invalid=3061 /-]

Value	Label	Cases	Percentage
0	None	0	
1	Male condom	0	
2	Female condom	0	
3	Female sterilization (?tubal ligation?)	0	
4	Male sterilization (?vasectomy?)	3	100.0%
5	IUD/loop	0	
6	Injectable contraceptives	0	
7	Implants	0	
8	Oral contraceptive pills	0	
9	Douching after sex	0	
10	Traditional methods	0	
93	Prefer not to answer	0	
96	Other, specify	0	
Sysmiss		3061	

Warning: these figures indicate the number of cases found in the data file. They cannot be interpreted as summary statistics of the population of interest.

### # sr\_currmeth\_avoidpreg\_5: Which methods are you currently using?

Information	[Type= discrete] [Format=numeric] [Range= 0-96] [Missing=*]
Statistics [NW/ W]	[Valid=2 /-] [Invalid=3062 /-]

Value	Label	Cases	Percentage
0	None	0	
1	Male condom	0	
2	Female condom	0	
3	Female sterilization (?tubal ligation?)	0	
4	Male sterilization (?vasectomy?)	0	

# sr_currmeth_avoidpreg_5: Which methods are you currently using?			
Value	Label	Cases	Percentage
5	IUD/loop	2	100.0%
6	Injectable contraceptives	0	
7	Implants	0	
8	Oral contraceptive pills	0	
9	Douching after sex	0	
10	Traditional methods	0	
93	Prefer not to answer	0	
96	Other, specify	0	
Sysmiss		3062	
Warning: these figures indicate the number of cases found in the data file. They cannot be interpreted as summary statistics of the population of interest.			
# sr_currmeth_avoidpreg_6: Which methods are you currently using?			
Information	[Type= discrete] [Format=numeric] [Range= 0-96] [Missing=*]		
Statistics [NW/ W]	[Valid=169 /-] [Invalid=2895 /-]		
Value	Label	Cases	Percentage
0	None	0	
1	Male condom	0	
2	Female condom	0	
3	Female sterilization (?tubal ligation?)	0	
4	Male sterilization (?vasectomy?)	0	
5	IUD/loop	0	
6	Injectable contraceptives	169	100.0%
7	Implants	0	
8	Oral contraceptive pills	0	
9	Douching after sex	0	
10	Traditional methods	0	
93	Prefer not to answer	0	
96	Other, specify	0	
Sysmiss		2895	
Warning: these figures indicate the number of cases found in the data file. They cannot be interpreted as summary statistics of the population of interest.			
# sr_currmeth_avoidpreg_7: Which methods are you currently using?			
Information	[Type= discrete] [Format=numeric] [Range= 0-96] [Missing=*]		
Statistics [NW/ W]	[Valid=24 /-] [Invalid=3040 /-]		
Value	Label	Cases	Percentage
0	None	0	
1	Male condom	0	
2	Female condom	0	
3	Female sterilization (?tubal ligation?)	0	
4	Male sterilization (?vasectomy?)	0	
5	IUD/loop	0	
6	Injectable contraceptives	0	
7	Implants	24	100.0%
8	Oral contraceptive pills	0	
9	Douching after sex	0	
10	Traditional methods	0	

# sr_currmeth_avoidpreg_7: Which methods are you currently using?			
Value	Label	Cases	Percentage
93	Prefer not to answer	0	
96	Other, specify	0	
Sysmiss		3040	
Warning: these figures indicate the number of cases found in the data file. They cannot be interpreted as summary statistics of the population of interest.			
# sr_currmeth_avoidpreg_8: Which methods are you currently using?			
Information	[Type= discrete] [Format=numeric] [Range= 0-96] [Missing=*]		
Statistics [NW/ W]	[Valid=14 /-] [Invalid=3050 /-]		
Value	Label	Cases	Percentage
0	None	0	
1	Male condom	0	
2	Female condom	0	
3	Female sterilization (?tubal ligation?)	0	
4	Male sterilization (?vasectomy?)	0	
5	IUD/loop	0	
6	Injectable contraceptives	0	
7	Implants	0	
8	Oral contraceptive pills	14	<div><div></div></div> 100.0%
9	Douching after sex	0	
10	Traditional methods	0	
93	Prefer not to answer	0	
96	Other, specify	0	
Sysmiss		3050	
Warning: these figures indicate the number of cases found in the data file. They cannot be interpreted as summary statistics of the population of interest.			
# sr_currmeth_avoidpreg_96: Which methods are you currently using?			
Information	[Type= discrete] [Format=numeric] [Range= 0-96] [Missing=*]		
Statistics [NW/ W]	[Valid=1 /-] [Invalid=3063 /-]		
Value	Label	Cases	Percentage
0	None	0	
1	Male condom	0	
2	Female condom	0	
3	Female sterilization (?tubal ligation?)	0	
4	Male sterilization (?vasectomy?)	0	
5	IUD/loop	0	
6	Injectable contraceptives	0	
7	Implants	0	
8	Oral contraceptive pills	0	
9	Douching after sex	0	
10	Traditional methods	0	
93	Prefer not to answer	0	
96	Other, specify	1	<div><div></div></div> 100.0%
Sysmiss		3063	
Warning: these figures indicate the number of cases found in the data file. They cannot be interpreted as summary statistics of the population of interest.			

# sr_currmeth_otherspec: Other method, please specify:			
Information	[Type= discrete] [Format=character] [Missing=*]		
Statistics [NW/ W]	[Valid=1 -/] [Invalid=0 -/]		
Value	Label	Cases	Percentage
Patsh		1	100.0%
Warning: these figures indicate the number of cases found in the data file. They cannot be interpreted as summary statistics of the population of interest.			
# sr_whatmeth_avoidpreg12mth: In the past 12 months, have you used any method to avoid getting pregnant?			
Information	[Type= discrete] [Format=numeric] [Range= 0-98] [Missing=*]		
Statistics [NW/ W]	[Valid=448 -/] [Invalid=2616 -/]		
Value	Label	Cases	Percentage
0	No, I have never had it	0	
1	Yes	291	65.0%
2	No	157	35.0%
3	Yes, but not sure about the exact age	0	
90	I am not sure	0	
93	Prefer not to answer	0	
95	Not had sex with this partner in the last 4 weeks	0	
97	N/A	0	
98	Don't know	0	
Sysmiss		2616	
Warning: these figures indicate the number of cases found in the data file. They cannot be interpreted as summary statistics of the population of interest.			
# sr_meth_avoidpreg12mth_1: Which methods were you using?			
Information	[Type= discrete] [Format=numeric] [Range= 0-96] [Missing=*]		
Statistics [NW/ W]	[Valid=93 -/] [Invalid=2971 -/]		
Value	Label	Cases	Percentage
0	None	0	
1	Male condom	93	100.0%
2	Female condom	0	
3	Female sterilization (?tubal ligation?)	0	
4	Male sterilization (?vasectomy?)	0	
5	IUD/loop	0	
6	Injectable contraceptives	0	
7	Implants	0	
8	Oral contraceptive pills	0	
9	Douching after sex	0	
10	Traditional methods	0	
93	Prefer not to answer	0	
96	Other, specify	0	
Sysmiss		2971	
Warning: these figures indicate the number of cases found in the data file. They cannot be interpreted as summary statistics of the population of interest.			
# sr_meth_avoidpreg12mth_2: Which methods were you using?			
Information	[Type= discrete] [Format=numeric] [Range= 0-96] [Missing=*]		
Statistics [NW/ W]	[Valid=4 -/] [Invalid=3060 -/]		

# sr_meth_avoidpreg12mth_2: Which methods were you using?			
Value	Label	Cases	Percentage
0	None	0	
1	Male condom	0	
2	Female condom	4	100.0%
3	Female sterilization (?tubal ligation?)	0	
4	Male sterilization (?vasectomy?)	0	
5	IUD/loop	0	
6	Injectable contraceptives	0	
7	Implants	0	
8	Oral contraceptive pills	0	
9	Douching after sex	0	
10	Traditional methods	0	
93	Prefer not to answer	0	
96	Other, specify	0	
Sysmiss		3060	
Warning: these figures indicate the number of cases found in the data file. They cannot be interpreted as summary statistics of the population of interest.			
# sr_meth_avoidpreg12mth_4: Which methods were you using?			
Information	[Type= discrete] [Format=numeric] [Range= 0-96] [Missing=*]		
Statistics [NW/ W]	[Valid=1 /-] [Invalid=3063 /-]		
Value	Label	Cases	Percentage
0	None	0	
1	Male condom	0	
2	Female condom	0	
3	Female sterilization (?tubal ligation?)	0	
4	Male sterilization (?vasectomy?)	1	100.0%
5	IUD/loop	0	
6	Injectable contraceptives	0	
7	Implants	0	
8	Oral contraceptive pills	0	
9	Douching after sex	0	
10	Traditional methods	0	
93	Prefer not to answer	0	
96	Other, specify	0	
Sysmiss		3063	
Warning: these figures indicate the number of cases found in the data file. They cannot be interpreted as summary statistics of the population of interest.			
# sr_meth_avoidpreg12mth_5: Which methods were you using?			
Information	[Type= discrete] [Format=numeric] [Range= 0-96] [Missing=*]		
Statistics [NW/ W]	[Valid=2 /-] [Invalid=3062 /-]		
Value	Label	Cases	Percentage
0	None	0	
1	Male condom	0	
2	Female condom	0	
3	Female sterilization (?tubal ligation?)	0	
4	Male sterilization (?vasectomy?)	0	

# sr_meth_avoidpreg12mth_5: Which methods were you using?			
Value	Label	Cases	Percentage
5	IUD/loop	2	100.0%
6	Injectable contraceptives	0	
7	Implants	0	
8	Oral contraceptive pills	0	
9	Douching after sex	0	
10	Traditional methods	0	
93	Prefer not to answer	0	
96	Other, specify	0	
Sysmiss		3062	
Warning: these figures indicate the number of cases found in the data file. They cannot be interpreted as summary statistics of the population of interest.			
# sr_meth_avoidpreg12mth_6: Which methods were you using?			
Information	[Type= discrete] [Format=numeric] [Range= 0-96] [Missing=*]		
Statistics [NW/ W]	[Valid=150 /-] [Invalid=2914 /-]		
Value	Label	Cases	Percentage
0	None	0	
1	Male condom	0	
2	Female condom	0	
3	Female sterilization (?tubal ligation?)	0	
4	Male sterilization (?vasectomy?)	0	
5	IUD/loop	0	
6	Injectable contraceptives	150	100.0%
7	Implants	0	
8	Oral contraceptive pills	0	
9	Douching after sex	0	
10	Traditional methods	0	
93	Prefer not to answer	0	
96	Other, specify	0	
Sysmiss		2914	
Warning: these figures indicate the number of cases found in the data file. They cannot be interpreted as summary statistics of the population of interest.			
# sr_meth_avoidpreg12mth_7: Which methods were you using?			
Information	[Type= discrete] [Format=numeric] [Range= 0-96] [Missing=*]		
Statistics [NW/ W]	[Valid=25 /-] [Invalid=3039 /-]		
Value	Label	Cases	Percentage
0	None	0	
1	Male condom	0	
2	Female condom	0	
3	Female sterilization (?tubal ligation?)	0	
4	Male sterilization (?vasectomy?)	0	
5	IUD/loop	0	
6	Injectable contraceptives	0	
7	Implants	25	100.0%
8	Oral contraceptive pills	0	
9	Douching after sex	0	
10	Traditional methods	0	

# sr_meth_avoidpreg12mth_7: Which methods were you using?			
Value	Label	Cases	Percentage
93	Prefer not to answer	0	
96	Other, specify	0	
Sysmiss		3039	
Warning: these figures indicate the number of cases found in the data file. They cannot be interpreted as summary statistics of the population of interest.			
# sr_meth_avoidpreg12mth_8: Which methods were you using?			
Information	[Type= discrete] [Format=numeric] [Range= 0-96] [Missing=*]		
Statistics [NW/ W]	[Valid=16 /-] [Invalid=3048 /-]		
Value	Label	Cases	Percentage
0	None	0	
1	Male condom	0	
2	Female condom	0	
3	Female sterilization (?tubal ligation?)	0	
4	Male sterilization (?vasectomy?)	0	
5	IUD/loop	0	
6	Injectable contraceptives	0	
7	Implants	0	
8	Oral contraceptive pills	16	100.0%
9	Douching after sex	0	
10	Traditional methods	0	
93	Prefer not to answer	0	
96	Other, specify	0	
Sysmiss		3048	
Warning: these figures indicate the number of cases found in the data file. They cannot be interpreted as summary statistics of the population of interest.			
# sr_meth_avoidpreg12mth_9: Which methods were you using?			
Information	[Type= discrete] [Format=numeric] [Range= 0-96] [Missing=*]		
Statistics [NW/ W]	[Valid=1 /-] [Invalid=3063 /-]		
Value	Label	Cases	Percentage
0	None	0	
1	Male condom	0	
2	Female condom	0	
3	Female sterilization (?tubal ligation?)	0	
4	Male sterilization (?vasectomy?)	0	
5	IUD/loop	0	
6	Injectable contraceptives	0	
7	Implants	0	
8	Oral contraceptive pills	0	
9	Douching after sex	1	100.0%
10	Traditional methods	0	
93	Prefer not to answer	0	
96	Other, specify	0	
Sysmiss		3063	
Warning: these figures indicate the number of cases found in the data file. They cannot be interpreted as summary statistics of the population of interest.			

# sr_meth_otherspec12mth: Other method, please specify:			
Information	[Type= discrete] [Format=character] [Missing=*]		
Statistics [NW/ W]	[Valid=0 /-] [Invalid=0 /-]		
# sr_hivknw_onepartn: Can the risk of HIV transmission be reduced by having sex with only one uninfect			
Information	[Type= discrete] [Format=numeric] [Range= 0-98] [Missing=*]		
Statistics [NW/ W]	[Valid=2395 /-] [Invalid=669 /-]		
Value	Label	Cases	Percentage
0	No, I have never had it	0	
1	Yes	2238	<div><div></div></div> 93.4%
2	No	108	<div><div></div></div> 4.5%
3	Yes, but not sure about the exact age	0	
90	I am not sure	0	
93	Prefer not to answer	4	<div><div></div></div> 0.2%
95	Not had sex with this partner in the last 4 weeks	0	
97	N/A	0	
98	Don't know	45	<div><div></div></div> 1.9%
Sysmiss		669	
Warning: these figures indicate the number of cases found in the data file. They cannot be interpreted as summary statistics of the population of interest.			
# sr_hivknw_usecondm: Can a person reduce the risk of getting HIV by using a condom every time they ha			
Information	[Type= discrete] [Format=numeric] [Range= 0-98] [Missing=*]		
Statistics [NW/ W]	[Valid=2395 /-] [Invalid=669 /-]		
Value	Label	Cases	Percentage
0	No, I have never had it	0	
1	Yes	2338	<div><div></div></div> 97.6%
2	No	38	<div><div></div></div> 1.6%
3	Yes, but not sure about the exact age	0	
90	I am not sure	0	
93	Prefer not to answer	3	<div><div></div></div> 0.1%
95	Not had sex with this partner in the last 4 weeks	0	
97	N/A	0	
98	Don't know	16	<div><div></div></div> 0.7%
Sysmiss		669	
Warning: these figures indicate the number of cases found in the data file. They cannot be interpreted as summary statistics of the population of interest.			
# sr_hivknw_healthpersn: Can a healthy-looking person have HIV?			
Information	[Type= discrete] [Format=numeric] [Range= 0-98] [Missing=*]		
Statistics [NW/ W]	[Valid=2395 /-] [Invalid=669 /-]		
Value	Label	Cases	Percentage
0	No, I have never had it	0	
1	Yes	2125	<div><div></div></div> 88.7%
2	No	187	<div><div></div></div> 7.8%
3	Yes, but not sure about the exact age	0	
90	I am not sure	0	
93	Prefer not to answer	1	<div><div></div></div> 0.0%
95	Not had sex with this partner in the last 4 weeks	0	
97	N/A	0	

# sr_hivknw_healthpersn: Can a healthy-looking person have HIV?			
Value	Label	Cases	Percentage
98	Don't know	82	<div><div></div></div> 3.4%
Sysmiss		669	
Warning: these figures indicate the number of cases found in the data file. They cannot be interpreted as summary statistics of the population of interest.			
# sr_hivknw_mosqu: Can a person get HIV from mosquito bites?			
Information	[Type= discrete] [Format=numeric] [Range= 0-98] [Missing=*]		
Statistics [NW/ W]	[Valid=2395 /-] [Invalid=669 /-]		
Value	Label	Cases	Percentage
0	No, I have never had it	0	
1	Yes	499	<div><div></div></div> 20.8%
2	No	1607	<div><div></div></div> 67.1%
3	Yes, but not sure about the exact age	0	
90	I am not sure	0	
93	Prefer not to answer	1	<div><div></div></div> 0.0%
95	Not had sex with this partner in the last 4 weeks	0	
97	N/A	0	
98	Don't know	288	<div><div></div></div> 12.0%
Sysmiss		669	
Warning: these figures indicate the number of cases found in the data file. They cannot be interpreted as summary statistics of the population of interest.			
# sr_hivknw_sharefood: Can a person get HIV by sharing food with someone who is infected?			
Information	[Type= discrete] [Format=numeric] [Range= 0-98] [Missing=*]		
Statistics [NW/ W]	[Valid=2395 /-] [Invalid=669 /-]		
Value	Label	Cases	Percentage
0	No, I have never had it	0	
1	Yes	183	<div><div></div></div> 7.6%
2	No	2112	<div><div></div></div> 88.2%
3	Yes, but not sure about the exact age	0	
90	I am not sure	0	
93	Prefer not to answer	1	<div><div></div></div> 0.0%
95	Not had sex with this partner in the last 4 weeks	0	
97	N/A	0	
98	Don't know	99	<div><div></div></div> 4.1%
Sysmiss		669	
Warning: these figures indicate the number of cases found in the data file. They cannot be interpreted as summary statistics of the population of interest.			
# partic_capable_self_int: Was the participant assessed capable to complete Self Filled section?			
Information	[Type= discrete] [Format=numeric] [Range= 0-98] [Missing=*]		
Statistics [NW/ W]	[Valid=2378 /-] [Invalid=686 /-]		
Value	Label	Cases	Percentage
0	No, I have never had it	0	
1	Yes	2334	<div><div></div></div> 98.1%
2	No	44	<div><div></div></div> 1.9%
3	Yes, but not sure about the exact age	0	
90	I am not sure	0	
93	Prefer not to answer	0	

# partic_capable_self_int: Was the participant assessed capable to complete Self Filled section?			
Value	Label	Cases	Percentage
95	Not had sex with this partner in the last 4 weeks	0	
97	N/A	0	
98	Don't know	0	
Sysmiss		686	
Warning: these figures indicate the number of cases found in the data file. They cannot be interpreted as summary statistics of the population of interest.			
# srs_everhadsex: Have you ever had sex?			
Information	[Type= discrete] [Format=numeric] [Range= 0-98] [Missing=*]		
Statistics [NW/ W]	[Valid=2931 /-] [Invalid=133 /-]		
Value	Label	Cases	Percentage
0	No, I have never had it	0	
1	Yes	2068	<div></div> 70.6%
2	No	753	<div></div> 25.7%
3	Yes, but not sure about the exact age	0	
90	I am not sure	0	
93	Prefer not to answer	110	<div></div> 3.8%
95	Not had sex with this partner in the last 4 weeks	0	
97	N/A	0	
98	Don't know	0	
Sysmiss		133	
Warning: these figures indicate the number of cases found in the data file. They cannot be interpreted as summary statistics of the population of interest.			
# srs_agefirstsex: If you ever had sex (even if it was not your choice) how old were you the first			
Information	[Type= continuous] [Format=numeric] [Range= -19-727755686] [Missing=*]		
Statistics [NW/ W]	[Valid=954 /-] [Invalid=2110 /-] [Mean=762866.03 /-] [StdDev=23561959.673 /-]		

# srs_share_agefirstsex: Are you willing to share how old were you the first time you had sex, even if it			
Information	[Type= discrete] [Format=numeric] [Range= 0-98] [Missing=*]		
Statistics [NW/ W]	[Valid=547 /-] [Invalid=2517 /-]		
Value	Label	Cases	Percentage
0	No, I have never had it	0	
1	Yes	290	53.0%
2	No	0	
3	Yes, but not sure about the exact age	0	
90	I am not sure	0	
93	Prefer not to answer	257	47.0%
95	Not had sex with this partner in the last 4 weeks	0	
97	N/A	0	
98	Don't know	0	
Sysmiss		2517	
Warning: these figures indicate the number of cases found in the data file. They cannot be interpreted as summary statistics of the population of interest.			
# srs_firstsexreas_1: What was/were the reason(s) you had sex the first time? [Circle all the relevan			
Information	[Type= discrete] [Format=numeric] [Range= 1-96] [Missing=*]		
Statistics [NW/ W]	[Valid=1456 /-] [Invalid=1608 /-]		
Value	Label	Cases	Percentage
1	To show love to my partner	1456	100.0%
2	Curious /experimenting	0	
3	Wanted to / my own pleasure	0	
4	Sweet talked by my partner	0	
5	I felt I owed it to him	0	
6	Convinced with money	0	
7	Convinced with food	0	
8	Convinced with gifts	0	
9	Commercial sex work	0	
10	Pressure from friends/peers	0	
11	Pressure from parents / family	0	
12	Partner threatened to end relationship	0	
13	I was forced to have sex	0	
14	It just happened	0	
96	Other	0	
Sysmiss		1608	
Warning: these figures indicate the number of cases found in the data file. They cannot be interpreted as summary statistics of the population of interest.			
# srs_firstsexreas_10: What was/were the reason(s) you had sex the first time? [Circle all the relevan			
Information	[Type= discrete] [Format=numeric] [Range= 1-96] [Missing=*]		
Statistics [NW/ W]	[Valid=64 /-] [Invalid=3000 /-]		
Value	Label	Cases	Percentage
1	To show love to my partner	0	
2	Curious /experimenting	0	
3	Wanted to / my own pleasure	0	
4	Sweet talked by my partner	0	
5	I felt I owed it to him	0	

# srs_firstsexreas_10: What was/were the reason(s) you had sex the first time? [Circle all the relevan			
Value	Label	Cases	Percentage
6	Convinced with money	0	
7	Convinced with food	0	
8	Convinced with gifts	0	
9	Commercial sex work	0	
10	Pressure from friends/peers	64	100.0%
11	Pressure from parents / family	0	
12	Partner threatened to end relationship	0	
13	I was forced to have sex	0	
14	It just happened	0	
96	Other	0	
Sysmiss		3000	
Warning: these figures indicate the number of cases found in the data file. They cannot be interpreted as summary statistics of the population of interest.			
# srs_firstsexreas_11: What was/were the reason(s) you had sex the first time? [Circle all the relevan			
Information	[Type= discrete] [Format=numeric] [Range= 1-96] [Missing=*]		
Statistics [NW/ W]	[Valid=10 /-] [Invalid=3054 /-]		
Value	Label	Cases	Percentage
1	To show love to my partner	0	
2	Curious /experimenting	0	
3	Wanted to / my own pleasure	0	
4	Sweet talked by my partner	0	
5	I felt I owed it to him	0	
6	Convinced with money	0	
7	Convinced with food	0	
8	Convinced with gifts	0	
9	Commercial sex work	0	
10	Pressure from friends/peers	0	
11	Pressure from parents / family	10	100.0%
12	Partner threatened to end relationship	0	
13	I was forced to have sex	0	
14	It just happened	0	
96	Other	0	
Sysmiss		3054	
Warning: these figures indicate the number of cases found in the data file. They cannot be interpreted as summary statistics of the population of interest.			
# srs_firstsexreas_12: What was/were the reason(s) you had sex the first time? [Circle all the relevan			
Information	[Type= discrete] [Format=numeric] [Range= 1-96] [Missing=*]		
Statistics [NW/ W]	[Valid=8 /-] [Invalid=3056 /-]		
Value	Label	Cases	Percentage
1	To show love to my partner	0	
2	Curious /experimenting	0	
3	Wanted to / my own pleasure	0	
4	Sweet talked by my partner	0	
5	I felt I owed it to him	0	
6	Convinced with money	0	
7	Convinced with food	0	

# srs_firstsexreas_12: What was/were the reason(s) you had sex the first time? [Circle all the relevan			
Value	Label	Cases	Percentage
8	Convinced with gifts	0	
9	Commercial sex work	0	
10	Pressure from friends/peers	0	
11	Pressure from parents / family	0	
12	Partner threatened to end relationship	8	100.0%
13	I was forced to have sex	0	
14	It just happened	0	
96	Other	0	
Sysmiss		3056	
Warning: these figures indicate the number of cases found in the data file. They cannot be interpreted as summary statistics of the population of interest.			
# srs_firstsexreas_13: What was/were the reason(s) you had sex the first time? [Circle all the relevan			
Information	[Type= discrete] [Format=numeric] [Range= 1-96] [Missing=*]		
Statistics [NW/ W]	[Valid=10 /-] [Invalid=3054 /-]		
Value	Label	Cases	Percentage
1	To show love to my partner	0	
2	Curious /experimenting	0	
3	Wanted to / my own pleasure	0	
4	Sweet talked by my partner	0	
5	I felt I owed it to him	0	
6	Convinced with money	0	
7	Convinced with food	0	
8	Convinced with gifts	0	
9	Commercial sex work	0	
10	Pressure from friends/peers	0	
11	Pressure from parents / family	0	
12	Partner threatened to end relationship	0	
13	I was forced to have sex	10	100.0%
14	It just happened	0	
96	Other	0	
Sysmiss		3054	
Warning: these figures indicate the number of cases found in the data file. They cannot be interpreted as summary statistics of the population of interest.			
# srs_firstsexreas_14: What was/were the reason(s) you had sex the first time? [Circle all the relevan			
Information	[Type= discrete] [Format=numeric] [Range= 1-96] [Missing=*]		
Statistics [NW/ W]	[Valid=285 /-] [Invalid=2779 /-]		
Value	Label	Cases	Percentage
1	To show love to my partner	0	
2	Curious /experimenting	0	
3	Wanted to / my own pleasure	0	
4	Sweet talked by my partner	0	
5	I felt I owed it to him	0	
6	Convinced with money	0	
7	Convinced with food	0	
8	Convinced with gifts	0	
9	Commercial sex work	0	

# srs_firstsexreas_14: What was/were the reason(s) you had sex the first time? [Circle all the relevan			
Value	Label	Cases	Percentage
10	Pressure from friends/peers	0	
11	Pressure from parents / family	0	
12	Partner threatened to end relationship	0	
13	I was forced to have sex	0	
14	It just happened	285	<div><div></div></div> 100.0%
96	Other	0	
Sysmiss		2779	
Warning: these figures indicate the number of cases found in the data file. They cannot be interpreted as summary statistics of the population of interest.			
# srs_firstsexreas_2: What was/were the reason(s) you had sex the first time? [Circle all the relevan			
Information	[Type= discrete] [Format=numeric] [Range= 1-96] [Missing=*]		
Statistics [NW/ W]	[Valid=40 /-] [Invalid=3024 /-]		
Value	Label	Cases	Percentage
1	To show love to my partner	0	
2	Curious /experimenting	40	<div><div></div></div> 100.0%
3	Wanted to / my own pleasure	0	
4	Sweet talked by my partner	0	
5	I felt I owed it to him	0	
6	Convinced with money	0	
7	Convinced with food	0	
8	Convinced with gifts	0	
9	Commercial sex work	0	
10	Pressure from friends/peers	0	
11	Pressure from parents / family	0	
12	Partner threatened to end relationship	0	
13	I was forced to have sex	0	
14	It just happened	0	
96	Other	0	
Sysmiss		3024	
Warning: these figures indicate the number of cases found in the data file. They cannot be interpreted as summary statistics of the population of interest.			
# srs_firstsexreas_3: What was/were the reason(s) you had sex the first time? [Circle all the relevan			
Information	[Type= discrete] [Format=numeric] [Range= 1-96] [Missing=*]		
Statistics [NW/ W]	[Valid=310 /-] [Invalid=2754 /-]		
Value	Label	Cases	Percentage
1	To show love to my partner	0	
2	Curious /experimenting	0	
3	Wanted to / my own pleasure	310	<div><div></div></div> 100.0%
4	Sweet talked by my partner	0	
5	I felt I owed it to him	0	
6	Convinced with money	0	
7	Convinced with food	0	
8	Convinced with gifts	0	
9	Commercial sex work	0	
10	Pressure from friends/peers	0	
11	Pressure from parents / family	0	

# srs_firstsexreas_3: What was/were the reason(s) you had sex the first time? [Circle all the relevan			
Value	Label	Cases	Percentage
12	Partner threatened to end relationship	0	
13	I was forced to have sex	0	
14	It just happened	0	
96	Other	0	
Sysmiss		2754	
Warning: these figures indicate the number of cases found in the data file. They cannot be interpreted as summary statistics of the population of interest.			
# srs_firstsexreas_4: What was/were the reason(s) you had sex the first time? [Circle all the relevan			
Information	[Type= discrete] [Format=numeric] [Range= 1-96] [Missing=*]		
Statistics [NW/ W]	[Valid=41 /-] [Invalid=3023 /-]		
Value	Label	Cases	Percentage
1	To show love to my partner	0	
2	Curious /experimenting	0	
3	Wanted to / my own pleasure	0	
4	Sweet talked by my partner	41	100.0%
5	I felt I owed it to him	0	
6	Convinced with money	0	
7	Convinced with food	0	
8	Convinced with gifts	0	
9	Commercial sex work	0	
10	Pressure from friends/peers	0	
11	Pressure from parents / family	0	
12	Partner threatened to end relationship	0	
13	I was forced to have sex	0	
14	It just happened	0	
96	Other	0	
Sysmiss		3023	
Warning: these figures indicate the number of cases found in the data file. They cannot be interpreted as summary statistics of the population of interest.			
# srs_firstsexreas_5: What was/were the reason(s) you had sex the first time? [Circle all the relevan			
Information	[Type= discrete] [Format=numeric] [Range= 1-96] [Missing=*]		
Statistics [NW/ W]	[Valid=32 /-] [Invalid=3032 /-]		
Value	Label	Cases	Percentage
1	To show love to my partner	0	
2	Curious /experimenting	0	
3	Wanted to / my own pleasure	0	
4	Sweet talked by my partner	0	
5	I felt I owed it to him	32	100.0%
6	Convinced with money	0	
7	Convinced with food	0	
8	Convinced with gifts	0	
9	Commercial sex work	0	
10	Pressure from friends/peers	0	
11	Pressure from parents / family	0	
12	Partner threatened to end relationship	0	
13	I was forced to have sex	0	

# srs_firstsexreas_5: What was/were the reason(s) you had sex the first time? [Circle all the relevan			
Value	Label	Cases	Percentage
14	It just happened	0	
96	Other	0	
Sysmiss		3032	
Warning: these figures indicate the number of cases found in the data file. They cannot be interpreted as summary statistics of the population of interest.			
# srs_firstsexreas_6: What was/were the reason(s) you had sex the first time? [Circle all the relevan			
Information	[Type= discrete] [Format=numeric] [Range= 1-96] [Missing=*]		
Statistics [NW/ W]	[Valid=6 /-] [Invalid=3058 /-]		
Value	Label	Cases	Percentage
1	To show love to my partner	0	
2	Curious /experimenting	0	
3	Wanted to / my own pleasure	0	
4	Sweet talked by my partner	0	
5	I felt I owed it to him	0	
6	Convinced with money	6	100.0%
7	Convinced with food	0	
8	Convinced with gifts	0	
9	Commercial sex work	0	
10	Pressure from friends/peers	0	
11	Pressure from parents / family	0	
12	Partner threatened to end relationship	0	
13	I was forced to have sex	0	
14	It just happened	0	
96	Other	0	
Sysmiss		3058	
Warning: these figures indicate the number of cases found in the data file. They cannot be interpreted as summary statistics of the population of interest.			
# srs_firstsexreas_7: What was/were the reason(s) you had sex the first time? [Circle all the relevan			
Information	[Type= discrete] [Format=numeric] [Range= 1-96] [Missing=*]		
Statistics [NW/ W]	[Valid=5 /-] [Invalid=3059 /-]		
Value	Label	Cases	Percentage
1	To show love to my partner	0	
2	Curious /experimenting	0	
3	Wanted to / my own pleasure	0	
4	Sweet talked by my partner	0	
5	I felt I owed it to him	0	
6	Convinced with money	0	
7	Convinced with food	5	100.0%
8	Convinced with gifts	0	
9	Commercial sex work	0	
10	Pressure from friends/peers	0	
11	Pressure from parents / family	0	
12	Partner threatened to end relationship	0	
13	I was forced to have sex	0	
14	It just happened	0	
96	Other	0	

# srs_firstsexreas_7: What was/were the reason(s) you had sex the first time? [Circle all the relevan			
Value	Label	Cases	Percentage
Sysmiss		3059	
Warning: these figures indicate the number of cases found in the data file. They cannot be interpreted as summary statistics of the population of interest.			
# srs_firstsexreas_8: What was/were the reason(s) you had sex the first time? [Circle all the relevan			
Information	[Type= discrete] [Format=numeric] [Range= 1-96] [Missing=*]		
Statistics [NW/ W]	[Valid=11 /-] [Invalid=3053 /-]		
Value	Label	Cases	Percentage
1	To show love to my partner	0	
2	Curious /experimenting	0	
3	Wanted to / my own pleasure	0	
4	Sweet talked by my partner	0	
5	I felt I owed it to him	0	
6	Convinced with money	0	
7	Convinced with food	0	
8	Convinced with gifts	11	100.0%
9	Commercial sex work	0	
10	Pressure from friends/peers	0	
11	Pressure from parents / family	0	
12	Partner threatened to end relationship	0	
13	I was forced to have sex	0	
14	It just happened	0	
96	Other	0	
Sysmiss		3053	
Warning: these figures indicate the number of cases found in the data file. They cannot be interpreted as summary statistics of the population of interest.			
# srs_firstsexreas_9: What was/were the reason(s) you had sex the first time? [Circle all the relevan			
Information	[Type= discrete] [Format=numeric] [Range= 1-96] [Missing=*]		
Statistics [NW/ W]	[Valid=5 /-] [Invalid=3059 /-]		
Value	Label	Cases	Percentage
1	To show love to my partner	0	
2	Curious /experimenting	0	
3	Wanted to / my own pleasure	0	
4	Sweet talked by my partner	0	
5	I felt I owed it to him	0	
6	Convinced with money	0	
7	Convinced with food	0	
8	Convinced with gifts	0	
9	Commercial sex work	5	100.0%
10	Pressure from friends/peers	0	
11	Pressure from parents / family	0	
12	Partner threatened to end relationship	0	
13	I was forced to have sex	0	
14	It just happened	0	
96	Other	0	
Sysmiss		3059	
Warning: these figures indicate the number of cases found in the data file. They cannot be interpreted as summary statistics of the population of interest.			

# srs_firstsexreas_96: What was/were the reason(s) you had sex the first time? [Circle all the relevant reasons]			
Information		[Type= discrete] [Format=numeric] [Range= 1-96] [Missing=*]	
Statistics [NW/ W]		[Valid=20 /-] [Invalid=3044 /-]	
Value	Label	Cases	Percentage
1	To show love to my partner	0	
2	Curious /experimenting	0	
3	Wanted to / my own pleasure	0	
4	Sweet talked by my partner	0	
5	I felt I owed it to him	0	
6	Convinced with money	0	
7	Convinced with food	0	
8	Convinced with gifts	0	
9	Commercial sex work	0	
10	Pressure from friends/peers	0	
11	Pressure from parents / family	0	
12	Partner threatened to end relationship	0	
13	I was forced to have sex	0	
14	It just happened	0	
96	Other	20	<div><div></div></div> 100.0%
Sysmiss		3044	
Warning: these figures indicate the number of cases found in the data file. They cannot be interpreted as summary statistics of the population of interest.			
# srs_firstsexreas_oth: What was/were the reason(s) you had sex the first time? [Circle all the relevant reasons]			
Information		[Type= discrete] [Format=character] [Missing=*]	
Statistics [NW/ W]		[Valid=13 /-] [Invalid=0 /-]	
# srs_firstsexwho: When you had sex for the first time, even if it was not your choice, with whom did you have sex?			
Information		[Type= discrete] [Format=numeric] [Range= 1-98] [Missing=*]	
Statistics [NW/ W]		[Valid=2039 /-] [Invalid=1025 /-]	
Value	Label	Cases	Percentage
1	Husband/wife (married or living as married)	72	<div><div></div></div> 3.5%
2	Fiance/Boyfriend/Girlfriend	1478	<div><div></div></div> 72.5%
3	Casual partner known to me before having sex	226	<div><div></div></div> 11.1%
4	Stranger	47	<div><div></div></div> 2.3%
5	Teacher / official in my school	2	<div><div></div></div> 0.1%
6	My employer	3	<div><div></div></div> 0.1%
7	A family member	5	<div><div></div></div> 0.2%
8	Neighbour	55	<div><div></div></div> 2.7%
9	Raped	4	<div><div></div></div> 0.2%
10	Someone else	65	<div><div></div></div> 3.2%
98	I can't remember	82	<div><div></div></div> 4.0%
Sysmiss		1025	
Warning: these figures indicate the number of cases found in the data file. They cannot be interpreted as summary statistics of the population of interest.			
# srs_firstsex_gift_fem: The first time you had sex, were you given gifts or money by your sexual partner?			
Information		[Type= discrete] [Format=numeric] [Range= 1-4] [Missing=*]	
Statistics [NW/ W]		[Valid=540 /-] [Invalid=2524 /-]	

# srs_firstsex_gift_fem: The first time you had sex, were you given gifts or money by your sexual partner			
Value	Label	Cases	Percentage
1	I was given gifts before or after having sex	57	<div><div></div></div> 10.6%
2	I was given money before or after having sex	46	<div><div></div></div> 8.5%
3	I was given both gifts and money before or after having sex	52	<div><div></div></div> 9.6%
4	I have not been given gifts or money	385	<div><div></div></div> 71.3%
Sysmiss		2524	
Warning: these figures indicate the number of cases found in the data file. They cannot be interpreted as summary statistics of the population of interest.			
# srs_firstsex_gift_mal: The first time you had sex, did you give gifts or money to your sexual partner?			
Information	[Type= discrete] [Format=numeric] [Range= 1-4] [Missing=*]		
Statistics [NW/ W]	[Valid=1141 /-] [Invalid=1923 /-]		
Value	Label	Cases	Percentage
1	I was given gifts before or after having sex	62	<div><div></div></div> 5.4%
2	I was given money before or after having sex	25	<div><div></div></div> 2.2%
3	I was given both gifts and money before or after having sex	39	<div><div></div></div> 3.4%
4	I have not been given gifts or money	1015	<div><div></div></div> 89.0%
Sysmiss		1923	
Warning: these figures indicate the number of cases found in the data file. They cannot be interpreted as summary statistics of the population of interest.			
# srs_firstsex_preg: When you first had sex, what did you or your partner do to protect you against p			
Information	[Type= discrete] [Format=numeric] [Range= 1-98] [Missing=*]		
Statistics [NW/ W]	[Valid=2049 /-] [Invalid=1015 /-]		
Value	Label	Cases	Percentage
1	None	932	<div><div></div></div> 45.5%
2	Rhythm method	6	<div><div></div></div> 0.3%
3	Withdrawal: Pulled penis out before ejaculation	105	<div><div></div></div> 5.1%
4	Put a male condom on just before ejaculation	499	<div><div></div></div> 24.4%
5	Used a male condom throughout	380	<div><div></div></div> 18.5%
6	Female condom	41	<div><div></div></div> 2.0%
7	On the pill (female)	11	<div><div></div></div> 0.5%
8	Using an injectable contraceptive (female)	8	<div><div></div></div> 0.4%
9	IUD	1	<div><div></div></div> 0.0%
10	Implants	7	<div><div></div></div> 0.3%
11	We used traditional herbs	3	<div><div></div></div> 0.1%
98	Don?t know	56	<div><div></div></div> 2.7%
Sysmiss		1015	
Warning: these figures indicate the number of cases found in the data file. They cannot be interpreted as summary statistics of the population of interest.			
# srs_firstsex_hiv: When you first had sex, did you or your partner do anything to protect you again			
Information	[Type= discrete] [Format=numeric] [Range= 1-96] [Missing=*]		
Statistics [NW/ W]	[Valid=2065 /-] [Invalid=999 /-]		
Value	Label	Cases	Percentage
1	Used a condom	1074	<div><div></div></div> 52.0%
2	No	970	<div><div></div></div> 47.0%
3	Spermicides / vaginal cream or foam	16	<div><div></div></div> 0.8%
96	Other specify	5	<div><div></div></div> 0.2%
Sysmiss		999	

# srs_firstsex_hiv: When you first had sex, did you or your partner do anything to protect you again			
Warning: these figures indicate the number of cases found in the data file. They cannot be interpreted as summary statistics of the population of interest.			
# srs_firstsex_hivoth: Please specify other method of protection against HIV			
Information	[Type= discrete] [Format=character] [Missing=*]		
Statistics [NW/ W]	[Valid=5 /-] [Invalid=0 /-]		
# srs_firstsex_knwstatus: Did you know the HIV status of your first partner at the time when you first had			
Information	[Type= discrete] [Format=numeric] [Range= 0-98] [Missing=*]		
Statistics [NW/ W]	[Valid=1700 /-] [Invalid=1364 /-]		
Value	Label	Cases	Percentage
0	No, I have never had it	0	
1	Yes	810	<div></div> 47.6%
2	No	820	<div></div> 48.2%
3	Yes, but not sure about the exact age	0	
90	I am not sure	0	
93	Prefer not to answer	24	<div></div> 1.4%
95	Not had sex with this partner in the last 4 weeks	0	
97	N/A	0	
98	Don't know	46	<div></div> 2.7%
Sysmiss		1364	
Warning: these figures indicate the number of cases found in the data file. They cannot be interpreted as summary statistics of the population of interest.			
# srs_firstsex_statusis: What was the HIV status of your first partner at the time when you first had sex			
Information	[Type= discrete] [Format=numeric] [Range= 0-93] [Missing=*]		
Statistics [NW/ W]	[Valid=809 /-] [Invalid=2255 /-]		
Value	Label	Cases	Percentage
0	Partner is Negative	716	<div></div> 88.5%
1	Partner is Positive	19	<div></div> 2.3%
93	Prefer not to answer	74	<div></div> 9.1%
Sysmiss		2255	
Warning: these figures indicate the number of cases found in the data file. They cannot be interpreted as summary statistics of the population of interest.			
# srs_firstsex_useart: Did you know if your first partner was taking ART at the time when you first had			
Information	[Type= discrete] [Format=numeric] [Range= 0-98] [Missing=*]		
Statistics [NW/ W]	[Valid=18 /-] [Invalid=3046 /-]		
Value	Label	Cases	Percentage
0	No, I have never had it	0	
1	Yes	12	<div></div> 66.7%
2	No	5	<div></div> 27.8%
3	Yes, but not sure about the exact age	0	
90	I am not sure	0	
93	Prefer not to answer	0	
95	Not had sex with this partner in the last 4 weeks	0	
97	N/A	0	
98	Don't know	1	<div></div> 5.6%
Sysmiss		3046	
Warning: these figures indicate the number of cases found in the data file. They cannot be interpreted as summary statistics of the population of interest.			

# srs_partnagefirstsex: How old was the person you first had sex with, even if it was forced or not your			
Information	[Type= continuous] [Format=numeric] [Range= 0-1824] [Missing=*]		
Statistics [NW/ W]	[Valid=800 /-] [Invalid=2264 /-] [Mean=21.096 /-] [StdDev=64.498 /-]		
# srs_share_partnagefirstsex: Are you willing to share how old was the person you first had sex with, even if			
Information	[Type= discrete] [Format=numeric] [Range= 0-98] [Missing=*]		
Statistics [NW/ W]	[Valid=838 /-] [Invalid=2226 /-]		
Value	Label	Cases	Percentage
0	No, I have never had it	0	
1	Yes	159	<div></div> 19.0%
2	No	0	
3	Yes, but not sure about the exact age	455	<div></div> 54.3%
90	I am not sure	0	
93	Prefer not to answer	224	<div></div> 26.7%
95	Not had sex with this partner in the last 4 weeks	0	
97	N/A	0	
98	Don't know	0	
Sysmiss		2226	
Warning: these figures indicate the number of cases found in the data file. They cannot be interpreted as summary statistics of the population of interest.			
# srs_firstestmage: Was this person:			
Information	[Type= discrete] [Format=numeric] [Range= 0-2] [Missing=*]		
Statistics [NW/ W]	[Valid=461 /-] [Invalid=2603 /-]		
Value	Label	Cases	Percentage
0	Older	102	<div></div> 22.1%
1	Younger	122	<div></div> 26.5%
2	Same age	237	<div></div> 51.4%
Sysmiss		2603	
Warning: these figures indicate the number of cases found in the data file. They cannot be interpreted as summary statistics of the population of interest.			
# srs_firstestmyears: How many years younger/older?			
Information	[Type= discrete] [Format=numeric] [Range= 1-4] [Missing=*]		
Statistics [NW/ W]	[Valid=223 /-] [Invalid=2841 /-]		
Value	Label	Cases	Percentage
1	1-2 years	76	<div></div> 34.1%
2	3-4 years	73	<div></div> 32.7%
3	5-10 years	41	<div></div> 18.4%
4	10+ years	33	<div></div> 14.8%
Sysmiss		2841	
Warning: these figures indicate the number of cases found in the data file. They cannot be interpreted as summary statistics of the population of interest.			
# srs_agesecondsex: How old were you the first time you had sex with your second sexual partner? If			
Information	[Type= continuous] [Format=numeric] [Range= 0-184] [Missing=*]		
Statistics [NW/ W]	[Valid=757 /-] [Invalid=2307 /-] [Mean=18.672 /-] [StdDev=7.641 /-]		
# srs_share_agesecondsex: Are you willing to share how old you were when you first had sex with your secon			
Information	[Type= discrete] [Format=numeric] [Range= 0-98] [Missing=*]		
Statistics [NW/ W]	[Valid=854 /-] [Invalid=2210 /-]		

# srs_share_agesecndsex: Are you willing to share how old you were when you first had sex with your secon			
Value	Label	Cases	Percentage
0	No, I have never had it	364	<div></div> 42.6%
1	Yes	175	<div></div> 20.5%
2	No	0	
3	Yes, but not sure about the exact age	0	
90	I am not sure	0	
93	Prefer not to answer	315	<div></div> 36.9%
95	Not had sex with this partner in the last 4 weeks	0	
97	N/A	0	
98	Don't know	0	
Sysmiss		2210	
Warning: these figures indicate the number of cases found in the data file. They cannot be interpreted as summary statistics of the population of interest.			
# srs_life_numsexpartn: How many different people have you had sex with in your lifetime (including your			
Information	[Type= continuous] [Format=numeric] [Range= -1-611] [Missing=*]		
Statistics [NW/ W]	[Valid=1332 /-] [Invalid=1732 /-] [Mean=5.657 /-] [StdDev=19.731 /-]		
# srs_sharelife_numsexpartn: Are you willing to share the number of different people have you had sex with in			
Information	[Type= discrete] [Format=numeric] [Range= 0-98] [Missing=*]		
Statistics [NW/ W]	[Valid=230 /-] [Invalid=2834 /-]		
Value	Label	Cases	Percentage
0	No, I have never had it	0	
1	Yes	0	
2	No	0	
3	Yes, but not sure about the exact age	0	
90	I am not sure	0	
93	Prefer not to answer	230	<div></div> 100.0%
95	Not had sex with this partner in the last 4 weeks	0	
97	N/A	0	
98	Don't know	0	
Sysmiss		2834	
Warning: these figures indicate the number of cases found in the data file. They cannot be interpreted as summary statistics of the population of interest.			
# srs_12mth_numsexpartn: How many people have you had sex with in the past 12 months (including your husb			
Information	[Type= continuous] [Format=numeric] [Range= 0-54] [Missing=*]		
Statistics [NW/ W]	[Valid=1320 /-] [Invalid=1744 /-] [Mean=2.244 /-] [StdDev=3.239 /-]		
# srs_share12mth_numsexpartn: Are you willing to share the number of different people have you had sex with in			
Information	[Type= discrete] [Format=numeric] [Range= 0-98] [Missing=*]		
Statistics [NW/ W]	[Valid=243 /-] [Invalid=2821 /-]		
Value	Label	Cases	Percentage
0	No, I have never had it	0	
1	Yes	0	
2	No	0	
3	Yes, but not sure about the exact age	0	
90	I am not sure	0	
93	Prefer not to answer	166	<div></div> 68.3%

# srs_share12mth_numsexpartn: Are you willing to share the number of different people have you had sex with in			
Value	Label	Cases	Percentage
95	Not had sex with this partner in the last 4 weeks	77	<div><div></div></div> 31.7%
97	N/A	0	
98	Don't know	0	
Sysmiss		2821	
Warning: these figures indicate the number of cases found in the data file. They cannot be interpreted as summary statistics of the population of interest.			
# srs_12mth_newsexpartn: Of the number of partners you had in the last 12 months, how many of these partn			
Information	[Type= discrete] [Format=character] [Missing=*]		
Statistics [NW/ W]	[Valid=1126 /-] [Invalid=0 /-]		
# srs_numsexrelat: How many sexual relationships are you in at the moment (if you do not know, plea			
Information	[Type= continuous] [Format=numeric] [Range= 0-1111] [Missing=*]		
Statistics [NW/ W]	[Valid=1383 /-] [Invalid=1681 /-] [Mean=3.257 /-] [StdDev=42.363 /-]		
# srs_share_numsexrelat: Sometimes people have more than one sexual relationship at the same time.			
Information	[Type= discrete] [Format=numeric] [Range= 0-98] [Missing=*]		
Statistics [NW/ W]	[Valid=178 /-] [Invalid=2886 /-]		
Value	Label	Cases	Percentage
0	No, I have never had it	0	<div><div></div></div> 100.0%
1	Yes	0	
2	No	0	
3	Yes, but not sure about the exact age	0	
90	I am not sure	0	
93	Prefer not to answer	178	
95	Not had sex with this partner in the last 4 weeks	0	
97	N/A	0	
98	Don't know	0	
Sysmiss		2886	
Warning: these figures indicate the number of cases found in the data file. They cannot be interpreted as summary statistics of the population of interest.			
# srs_transsex_women: In the past 12 months, have you ever had sex with anyone (for a short period of			
Information	[Type= discrete] [Format=numeric] [Range= 0-98] [Missing=*]		
Statistics [NW/ W]	[Valid=427 /-] [Invalid=2637 /-]		
Value	Label	Cases	Percentage
0	No, I have never had it	0	<div><div></div></div> 10.5%
1	Yes	45	
2	No	353	
3	Yes, but not sure about the exact age	0	<div><div></div></div> 82.7%
90	I am not sure	0	
93	Prefer not to answer	29	
95	Not had sex with this partner in the last 4 weeks	0	
97	N/A	0	<div><div></div></div> 6.8%
98	Don't know	0	
Sysmiss		2637	
Warning: these figures indicate the number of cases found in the data file. They cannot be interpreted as summary statistics of the population of interest.			

# srs_transsex_num: In the past 12 months how many different people have you become sexually involve			
Information	[Type= continuous] [Format=numeric] [Range= -1-99] [Missing=*]		
Statistics [NW/ W]	[Valid=1554 /-] [Invalid=1510 /-] [Mean=1.099 /-] [StdDev=4.71 /-]		
# srs_share_transsex: Are you willing to share with how many different people have you become sexually			
Information	[Type= discrete] [Format=numeric] [Range= 0-98] [Missing=*]		
Statistics [NW/ W]	[Valid=24 /-] [Invalid=3040 /-]		
Value	Label	Cases	Percentage
0	No, I have never had it	18	<div><div></div></div> 75.0%
1	Yes	0	
2	No	0	
3	Yes, but not sure about the exact age	0	
90	I am not sure	0	
93	Prefer not to answer	6	<div><div></div></div> 25.0%
95	Not had sex with this partner in the last 4 weeks	0	
97	N/A	0	
98	Don't know	0	
Sysmiss		3040	
Warning: these figures indicate the number of cases found in the data file. They cannot be interpreted as summary statistics of the population of interest.			
# srs_sexworker: Some people have sex with other people for a living; would you consider yourself			
Information	[Type= discrete] [Format=numeric] [Range= 0-98] [Missing=*]		
Statistics [NW/ W]	[Valid=427 /-] [Invalid=2637 /-]		
Value	Label	Cases	Percentage
0	No, I have never had it	0	
1	Yes	21	<div><div></div></div> 4.9%
2	No	380	<div><div></div></div> 89.0%
3	Yes, but not sure about the exact age	0	
90	I am not sure	0	
93	Prefer not to answer	26	<div><div></div></div> 6.1%
95	Not had sex with this partner in the last 4 weeks	0	
97	N/A	0	
98	Don't know	0	
Sysmiss		2637	
Warning: these figures indicate the number of cases found in the data file. They cannot be interpreted as summary statistics of the population of interest.			
# srs_transsex_men: In the past 12 months have you provided a woman who is not a sex worker with hel			
Information	[Type= discrete] [Format=numeric] [Range= 0-98] [Missing=*]		
Statistics [NW/ W]	[Valid=1109 /-] [Invalid=1955 /-]		
Value	Label	Cases	Percentage
0	No, I have never had it	0	
1	Yes	101	<div><div></div></div> 9.1%
2	No	924	<div><div></div></div> 83.3%
3	Yes, but not sure about the exact age	0	
90	I am not sure	0	
93	Prefer not to answer	84	<div><div></div></div> 7.6%
95	Not had sex with this partner in the last 4 weeks	0	
97	N/A	0	

# srs_transsex_men: In the past 12 months have you provided a woman who is not a sex worker with hel			
Value	Label	Cases	Percentage
98	Don't know	0	
Sysmiss		1955	
Warning: these figures indicate the number of cases found in the data file. They cannot be interpreted as summary statistics of the population of interest.			
# srs_usecondom3months: Have you used a condom during sex in the past 3 months?			
Information	[Type= discrete] [Format=numeric] [Range= 0-98] [Missing=*]		
Statistics [NW/ W]	[Valid=1563 /-] [Invalid=1501 /-]		
Value	Label	Cases	Percentage
0	No, I have never had it	195	<div><div></div></div> 12.5%
1	Yes	891	<div><div></div></div> 57.0%
2	No	432	<div><div></div></div> 27.6%
3	Yes, but not sure about the exact age	0	
90	I am not sure	0	
93	Prefer not to answer	45	<div><div></div></div> 2.9%
95	Not had sex with this partner in the last 4 weeks	0	
97	N/A	0	
98	Don't know	0	
Sysmiss		1501	
Warning: these figures indicate the number of cases found in the data file. They cannot be interpreted as summary statistics of the population of interest.			
# srs_usecondomlasttime: Did you use a condom the LAST time you had sex (whether it was forced or agreed)			
Information	[Type= discrete] [Format=numeric] [Range= 0-98] [Missing=*]		
Statistics [NW/ W]	[Valid=1564 /-] [Invalid=1500 /-]		
Value	Label	Cases	Percentage
0	No, I have never had it	0	
1	Yes	938	<div><div></div></div> 60.0%
2	No	572	<div><div></div></div> 36.6%
3	Yes, but not sure about the exact age	0	
90	I am not sure	0	
93	Prefer not to answer	54	<div><div></div></div> 3.5%
95	Not had sex with this partner in the last 4 weeks	0	
97	N/A	0	
98	Don't know	0	
Sysmiss		1500	
Warning: these figures indicate the number of cases found in the data file. They cannot be interpreted as summary statistics of the population of interest.			
# srs_condomless_1month: Have you had any sex without a condom in the last month? (condom less sex)			
Information	[Type= discrete] [Format=numeric] [Range= 0-98] [Missing=*]		
Statistics [NW/ W]	[Valid=1564 /-] [Invalid=1500 /-]		
Value	Label	Cases	Percentage
0	No, I have never had it	0	
1	Yes	791	<div><div></div></div> 50.6%
2	No	702	<div><div></div></div> 44.9%
3	Yes, but not sure about the exact age	0	
90	I am not sure	0	
93	Prefer not to answer	71	<div><div></div></div> 4.5%

# srs_condomless_1month: Have you had any sex without a condom in the last month? (condom less sex)			
Value	Label	Cases	Percentage
95	Not had sex with this partner in the last 4 weeks	0	
97	N/A	0	
98	Don't know	0	
Sysmiss		1500	
Warning: these figures indicate the number of cases found in the data file. They cannot be interpreted as summary statistics of the population of interest.			
# srs_condomless12months: Have you had any sex without a condom in the last 12 months? (condom less sex)			
Information	[Type= discrete] [Format=numeric] [Range= 0-98] [Missing=*]		
Statistics [NW/ W]	[Valid=702 /-] [Invalid=2362 /-]		
Value	Label	Cases	Percentage
0	No, I have never had it	0	
1	Yes	202	<div><div></div></div> 28.8%
2	No	486	<div><div></div></div> 69.2%
3	Yes, but not sure about the exact age	0	
90	I am not sure	0	
93	Prefer not to answer	14	<div><div></div></div> 2.0%
95	Not had sex with this partner in the last 4 weeks	0	
97	N/A	0	
98	Don't know	0	
Sysmiss		2362	
Warning: these figures indicate the number of cases found in the data file. They cannot be interpreted as summary statistics of the population of interest.			
# srs_recnt1_sexin12mths: Have you had sex with this person in the past 12 months? Most recent partner			
Information	[Type= discrete] [Format=numeric] [Range= 0-98] [Missing=*]		
Statistics [NW/ W]	[Valid=0 /-] [Invalid=3064 /-]		
Value	Label	Cases	Percentage
0	No, I have never had it	0	
1	Yes	0	
2	No	0	
3	Yes, but not sure about the exact age	0	
90	I am not sure	0	
93	Prefer not to answer	0	
95	Not had sex with this partner in the last 4 weeks	0	
97	N/A	0	
98	Don't know	0	
Sysmiss		3064	
Warning: these figures indicate the number of cases found in the data file. They cannot be interpreted as summary statistics of the population of interest.			
# srs_recnt1_relationship: When you last had sex with this person, what was your relationship to that perso			
Information	[Type= discrete] [Format=numeric] [Range= 1-93] [Missing=*]		
Statistics [NW/ W]	[Valid=0 /-] [Invalid=3064 /-]		
Value	Label	Cases	Percentage
1	We were married, or in a civil partnership, or living together as a couple	0	
2	We were in a steady relationship	0	
3	We had previously been married or in a civil partnership, or living together as a couple, but were not at that time	0	

# srs_recnt1_relationship: When you last had sex with this person, what was your relationship to that perso			
Value	Label	Cases	Percentage
4	We had previously been in a steady relationship, but were not at that time	0	
5	We had known each other before, but were not in a steady relationship at that time	0	
6	We did not know each other at that time	0	
93	Prefer not to answer	0	
Sysmiss		3064	
Warning: these figures indicate the number of cases found in the data file. They cannot be interpreted as summary statistics of the population of interest.			

# srs_recnt1_sex_someone: During your relationship with this person, did you have sex with someone else?			
Information		[Type= discrete] [Format=numeric] [Range= 0-98] [Missing=*]	
Statistics [NW/ W]		[Valid=0 /-] [Invalid=3064 /-]	
Value	Label	Cases	Percentage
0	No, I have never had it	0	
1	Yes	0	
2	No	0	
3	Yes, but not sure about the exact age	0	
90	I am not sure	0	
93	Prefer not to answer	0	
95	Not had sex with this partner in the last 4 weeks	0	
97	N/A	0	
98	Don't know	0	
Sysmiss		3064	
Warning: these figures indicate the number of cases found in the data file. They cannot be interpreted as summary statistics of the population of interest.			
# srs_recnt1_currelation: What is your current relationship status with [name]? Most recent partner			
Information		[Type= discrete] [Format=numeric] [Range= 1-98] [Missing=*]	
Statistics [NW/ W]		[Valid=0 /-] [Invalid=3064 /-]	
Value	Label	Cases	Percentage
1	We are still in a relationship and will have sex again	0	
2	Our relationship is not continuing but we might have sex again	0	
3	Our relationship has completely ended	0	
93	Prefer not to answer	0	
98	Don't know	0	
Sysmiss		3064	
Warning: these figures indicate the number of cases found in the data file. They cannot be interpreted as summary statistics of the population of interest.			
# srs_recnt1_partnwork: What are the main kinds of work/activities [name] does/has done over the last 12			
Information		[Type= discrete] [Format=numeric] [Range= 1-98] [Missing=*]	
Statistics [NW/ W]		[Valid=0 /-] [Invalid=3064 /-]	
Value	Label	Cases	Percentage
1	Full-time employment	0	
2	No, Not employeeed	0	
3	Part-time employment	0	
4	Studying	0	
93	Prefer not to answer	0	
98	Don't know	0	
Sysmiss		3064	
Warning: these figures indicate the number of cases found in the data file. They cannot be interpreted as summary statistics of the population of interest.			
# srs_recnt1_highlevledu: What was the highest level of education of [name]? Most recent partner			
Information		[Type= discrete] [Format=numeric] [Range= 0-98] [Missing=*]	
Statistics [NW/ W]		[Valid=0 /-] [Invalid=3064 /-]	
Value	Label	Cases	Percentage
0	None	0	
1	Some primary	0	

# srs_recnt1_highlevledu: What was the highest level of education of [name]? Most recent partner			
Value	Label	Cases	Percentage
2	Some secondary	0	
3	Completed secondary/matrikulated	0	
4	Certificate	0	
5	Diploma	0	
6	Bachelors degree	0	
7	Bachelors + Diploma	0	
8	Honours	0	
93	Prefer not to answer	0	
98	Don't know	0	
Sysmiss		3064	
Warning: these figures indicate the number of cases found in the data file. They cannot be interpreted as summary statistics of the population of interest.			
# srs_recnt1_timeago: How long ago did you first have sex with this person (if you do not know, please			
Information	[Type= discrete] [Format=numeric] [Missing=*]		
Statistics [NW/ W]	[Valid=0 /-] [Invalid=3064 /-]		
# srs_recnt1_sharetimeago: Are you willing to share long ago did you first have sex with this person? Most			
Information	[Type= discrete] [Format=numeric] [Range= 0-98] [Missing=*]		
Statistics [NW/ W]	[Valid=0 /-] [Invalid=3064 /-]		
Value	Label	Cases	Percentage
0	No, I have never had it	0	
1	Yes	0	
2	No	0	
3	Yes, but not sure about the exact age	0	
90	I am not sure	0	
93	Prefer not to answer	0	
95	Not had sex with this partner in the last 4 weeks	0	
97	N/A	0	
98	Don't know	0	
Sysmiss		3064	
Warning: these figures indicate the number of cases found in the data file. They cannot be interpreted as summary statistics of the population of interest.			
# srs_recnt1_timeagounit: Is value in. Most recent partner			
Information	[Type= discrete] [Format=numeric] [Range= 1-4] [Missing=*]		
Statistics [NW/ W]	[Valid=0 /-] [Invalid=3064 /-]		
Value	Label	Cases	Percentage
1	Days	0	
2	Weeks	0	
3	Months	0	
4	Years	0	
Sysmiss		3064	
Warning: these figures indicate the number of cases found in the data file. They cannot be interpreted as summary statistics of the population of interest.			
# srs_recnt1_lasttime: When was the last time you had sex with this person (if you do not know, please			
Information	[Type= discrete] [Format=numeric] [Missing=*]		
Statistics [NW/ W]	[Valid=0 /-] [Invalid=3064 /-]		

# srs_recnt1_sharelasttime: Are you willing to share when was the last time you had sex with this person? Mo			
Information		[Type= discrete] [Format=numeric] [Range= 0-98] [Missing=*]	
Statistics [NW/ W]		[Valid=0 /-] [Invalid=3064 /-]	
Value	Label	Cases	Percentage
0	No, I have never had it	0	
1	Yes	0	
2	No	0	
3	Yes, but not sure about the exact age	0	
90	I am not sure	0	
93	Prefer not to answer	0	
95	Not had sex with this partner in the last 4 weeks	0	
97	N/A	0	
98	Don't know	0	
Sysmiss		3064	
Warning: these figures indicate the number of cases found in the data file. They cannot be interpreted as summary statistics of the population of interest.			
# srs_recnt1_lasttimeunit: Is value in. Most recent partner			
Information		[Type= discrete] [Format=numeric] [Range= 1-4] [Missing=*]	
Statistics [NW/ W]		[Valid=0 /-] [Invalid=3064 /-]	
Value	Label	Cases	Percentage
1	Days	0	
2	Weeks	0	
3	Months	0	
4	Years	0	
Sysmiss		3064	
Warning: these figures indicate the number of cases found in the data file. They cannot be interpreted as summary statistics of the population of interest.			
# srs_recnt1_personage: How old is this person (if you do not know, please make your best guess)? [in ye			
Information		[Type= discrete] [Format=numeric] [Missing=*]	
Statistics [NW/ W]		[Valid=0 /-] [Invalid=3064 /-]	
# srs_recnt1_shareage: Are you willing to share the age of this person? Most recent partner			
Information		[Type= discrete] [Format=numeric] [Range= 0-98] [Missing=*]	
Statistics [NW/ W]		[Valid=0 /-] [Invalid=3064 /-]	
Value	Label	Cases	Percentage
0	No, I have never had it	0	
1	Yes	0	
2	No	0	
3	Yes, but not sure about the exact age	0	
90	I am not sure	0	
93	Prefer not to answer	0	
95	Not had sex with this partner in the last 4 weeks	0	
97	N/A	0	
98	Don't know	0	
Sysmiss		3064	
Warning: these figures indicate the number of cases found in the data file. They cannot be interpreted as summary statistics of the population of interest.			

# srs_recnt1_hhmember: Is this person a member of this household? Most recent partner			
<b>Information</b>		[Type= discrete] [Format=numeric] [Range= 0-98] [Missing=*]	
<b>Statistics [NW/ W]</b>		[Valid=0 /-] [Invalid=3064 /-]	
Value	Label	Cases	Percentage
0	No, I have never had it	0	
1	Yes	0	
2	No	0	
3	Yes, but not sure about the exact age	0	
90	I am not sure	0	
93	Prefer not to answer	0	
95	Not had sex with this partner in the last 4 weeks	0	
97	N/A	0	
98	Don't know	0	
Sysmiss		3064	
Warning: these figures indicate the number of cases found in the data file. They cannot be interpreted as summary statistics of the population of interest.			
# srs_recnt1_personreside: Where does this person normally reside? Most recent partner			
<b>Information</b>		[Type= discrete] [Format=numeric] [Range= 1-98] [Missing=*]	
<b>Statistics [NW/ W]</b>		[Valid=0 /-] [Invalid=3064 /-]	
Value	Label	Cases	Percentage
1	Same house	0	
2	Same community	0	
3	Outside the district, but in the Mpukunyoni area	0	
4	Outside the Mpukunyoni area but in Hlabisa District	0	
5	Outside the Hlabisa District but inside KwaZulu-Natal	0	
6	Outside of KwaZulu-Natal	0	
93	Prefer not to answer	0	
98	Don't know	0	
Sysmiss		3064	
Warning: these figures indicate the number of cases found in the data file. They cannot be interpreted as summary statistics of the population of interest.			
# srs_recnt1_isigodi: In which Isigodi does this person normally reside? Most recent partner			
<b>Information</b>		[Type= discrete] [Format=numeric] [Range= 1-98] [Missing=*]	
<b>Statistics [NW/ W]</b>		[Valid=0 /-] [Invalid=3064 /-]	
Value	Label	Cases	Percentage
1	Ebaswazini	0	
2	Esiyembeni	0	
3	Gunjaneni	0	
4	Kwahoho	0	
5	KwaMsane township	0	
6	KwaMsane reserve	0	
10	Macambini	0	
11	Machibini	0	
12	Mahunjini	0	
13	Mapheleni	0	
14	Mshaya	0	
15	Myeki	0	

# srs_recnt1_isigodi: In which Isigodi does this person normally reside? Most recent partner			
Value	Label	Cases	Percentage
16	Nkolokotho	0	
17	Nkombose	0	
18	Nomathiya	0	
19	Nqopheni	0	
20	Ogeengele	0	
21	Ophaphasi	0	
22	Makhambane	0	
23	Nsolweni	0	
24	Ophondweni	0	
25	Madwaleni	0	
26	Mfekayi	0	
27	Mvutshini	0	
28	Nkundusi	0	
29	Qakwini	0	
30	Shikishela	0	
31	Nompondo	0	
93	Prefer not to answer	0	
96	Other	0	
98	Don't know	0	
Sysmiss		3064	
Warning: these figures indicate the number of cases found in the data file. They cannot be interpreted as summary statistics of the population of interest.			
# srs_recnt1_lastconduse: Did you use a condom the last time you had sex with this person? Most recent par			
Information	[Type= discrete] [Format=numeric] [Range= 0-98] [Missing=*]		
Statistics [NW/ W]	[Valid=0 /-] [Invalid=3064 /-]		
Value	Label	Cases	Percentage
0	No, I have never had it	0	
1	Yes	0	
2	No	0	
3	Yes, but not sure about the exact age	0	
90	I am not sure	0	
93	Prefer not to answer	0	
95	Not had sex with this partner in the last 4 weeks	0	
97	N/A	0	
98	Don't know	0	
Sysmiss		3064	
Warning: these figures indicate the number of cases found in the data file. They cannot be interpreted as summary statistics of the population of interest.			
# srs_recnt1_buylastcondom: If yes, who brought the condom the last time you had sex with [name]? Most recen			
Information	[Type= discrete] [Format=numeric] [Range= 1-98] [Missing=*]		
Statistics [NW/ W]	[Valid=0 /-] [Invalid=3064 /-]		
Value	Label	Cases	Percentage
1	Respondent	0	
2	Partner	0	
93	Prefer not to answer	0	
98	Don?t remember	0	

# srs_recnt1_buylastcondom: If yes, who brought the condom the last time you had sex with [name]? Most recent			
Value	Label	Cases	Percentage
Sysmiss		3064	
Warning: these figures indicate the number of cases found in the data file. They cannot be interpreted as summary statistics of the population of interest.			
# srs_recnt1_whylastcondom: If no, why did you or [name] NOT use a condom? (last sex) Most recent partner			
Information	[Type= discrete] [Format=numeric] [Range= 1-98] [Missing=*]		
Statistics [NW/ W]	[Valid=0 /-] [Invalid=3064 /-]		
Value	Label	Cases	Percentage
1	I don't like condoms/interfere with pleasure	0	
2	My partner does not like condoms/ interfere with pleasure	0	
3	We did not have a condom/condom not available/no money	0	
4	I have no control over condom use/I was afraid of violence if suggested condoms	0	
5	I trust my partner	0	
6	I know my partner is HIV negative	0	
7	I was too drunk/My partner was too drunk	0	
8	Because he is circumcised	0	
9	I/my partner is trying to have a baby	0	
10	Because I/my partner is taking ART	0	
11	Religious reasons	0	
93	Prefer not to answer	0	
98	Don't know	0	
Sysmiss		3064	
Warning: these figures indicate the number of cases found in the data file. They cannot be interpreted as summary statistics of the population of interest.			
# srs_recnt1_firstconduse: The first time you had sex with [name], did you/your partner use a male or female			
Information	[Type= discrete] [Format=numeric] [Range= 0-98] [Missing=*]		
Statistics [NW/ W]	[Valid=0 /-] [Invalid=3064 /-]		
Value	Label	Cases	Percentage
0	No, I have never had it	0	
1	Yes	0	
2	No	0	
3	Yes, but not sure about the exact age	0	
90	I am not sure	0	
93	Prefer not to answer	0	
95	Not had sex with this partner in the last 4 weeks	0	
97	N/A	0	
98	Don't know	0	
Sysmiss		3064	
Warning: these figures indicate the number of cases found in the data file. They cannot be interpreted as summary statistics of the population of interest.			
# srs_recnt1_buyfirstcondom: If yes, who brought the condom the first time you had sex with [name]? Most recent			
Information	[Type= discrete] [Format=numeric] [Range= 1-98] [Missing=*]		
Statistics [NW/ W]	[Valid=0 /-] [Invalid=3064 /-]		
Value	Label	Cases	Percentage
1	Respondent	0	
2	Partner	0	

# srs_recnt1_buyfirstcondom: If yes, who brought the condom the first time you had sex with [name]? Most rece			
Value	Label	Cases	Percentage
93	Prefer not to answer	0	
98	Don?t remember	0	
Sysmiss		3064	
Warning: these figures indicate the number of cases found in the data file. They cannot be interpreted as summary statistics of the population of interest.			
# srs_recnt1_whyfirstcondom: If no, why did you or [name] NOT use a condom? (first sex) Most recent partner			
Information	[Type= discrete] [Format=numeric] [Range= 1-98] [Missing=*]		
Statistics [NW/ W]	[Valid=0 /-] [Invalid=3064 /-]		
Value	Label	Cases	Percentage
1	I don?t like condoms/interfere with pleasure	0	
2	My partner does not like condoms/ interfere with pleasure	0	
3	We did not have a condom/condom not available/no money	0	
4	I have no control over condom use/I was afraid of violence if suggested condoms	0	
5	I trust my partner	0	
6	I know my partner is HIV negative	0	
7	I was too drunk/My partner was too drunk	0	
8	Because he is circumcised	0	
9	I/my partner is trying to have a baby	0	
10	Because I/my partner is taking ART	0	
11	Religious reasons	0	
93	Prefer not to answer	0	
98	Don't know	0	
Sysmiss		3064	
Warning: these figures indicate the number of cases found in the data file. They cannot be interpreted as summary statistics of the population of interest.			
# srs_recnt1_freqconduse: How often have you and [name] used male or female condoms? Most recent partner			
Information	[Type= discrete] [Format=numeric] [Range= 1-93] [Missing=*]		
Statistics [NW/ W]	[Valid=0 /-] [Invalid=3064 /-]		
Value	Label	Cases	Percentage
1	All of the time	0	
2	Sometimes	0	
3	Never	0	
93	Prefer not to answer	0	
Sysmiss		3064	
Warning: these figures indicate the number of cases found in the data file. They cannot be interpreted as summary statistics of the population of interest.			
# srs_recnt1_aclohbefore: Did you drink alcohol before the last time you had sex with [name]? Most recent			
Information	[Type= discrete] [Format=numeric] [Range= 0-98] [Missing=*]		
Statistics [NW/ W]	[Valid=0 /-] [Invalid=3064 /-]		
Value	Label	Cases	Percentage
0	No, I have never had it	0	
1	Yes	0	
2	No	0	
3	Yes, but not sure about the exact age	0	
90	I am not sure	0	

# srs_recnt1_aclohbefore: Did you drink alcohol before the last time you had sex with [name]? Most recent			
Value	Label	Cases	Percentage
93	Prefer not to answer	0	
95	Not had sex with this partner in the last 4 weeks	0	
97	N/A	0	
98	Don't know	0	
Sysmiss		3064	
Warning: these figures indicate the number of cases found in the data file. They cannot be interpreted as summary statistics of the population of interest.			
# srs_recnt1_giftlast: The last time you had sex with [name], did you give or were you given a gift in			
Information		[Type= discrete] [Format=numeric] [Range= 1-93] [Missing=*]	
Statistics [NW/ W]		[Valid=0 /-] [Invalid=3064 /-]	
Value	Label	Cases	Percentage
1	Yes, I received gift	0	
2	No, I did not give or receive gift	0	
3	Yes, I gave gift	0	
93	Prefer not to answer	0	
Sysmiss		3064	
Warning: these figures indicate the number of cases found in the data file. They cannot be interpreted as summary statistics of the population of interest.			
# srs_recnt1_moneyleft: The last time you had sex with [name], did you give or were you given money in o			
Information		[Type= discrete] [Format=numeric] [Range= 1-93] [Missing=*]	
Statistics [NW/ W]		[Valid=0 /-] [Invalid=3064 /-]	
Value	Label	Cases	Percentage
1	Yes, I received money	0	
2	No, I did not give or receive money	0	
3	Yes, I gave money	0	
93	Prefer not to answer	0	
Sysmiss		3064	
Warning: these figures indicate the number of cases found in the data file. They cannot be interpreted as summary statistics of the population of interest.			
# srs_recnt1_numsex4wks: Over the past four weeks, how many times have you had sex with this person? Most			
Information		[Type= discrete] [Format=numeric] [Missing=*]	
Statistics [NW/ W]		[Valid=0 /-] [Invalid=3064 /-]	
Value	Label	Cases	Percentage
Sysmiss		3064	
Warning: these figures indicate the number of cases found in the data file. They cannot be interpreted as summary statistics of the population of interest.			
# srs_recnt1_sharenumsex4wks: Are you willing to share the number of times you had sex with this person over t			
Information		[Type= discrete] [Format=numeric] [Range= 0-98] [Missing=*]	
Statistics [NW/ W]		[Valid=0 /-] [Invalid=3064 /-]	
Value	Label	Cases	Percentage
0	No, I have never had it	0	
1	Yes	0	
2	No	0	
3	Yes, but not sure about the exact age	0	
90	I am not sure	0	
93	Prefer not to answer	0	

# srs_recnt1_sharenumsex4wks: Are you willing to share the number of times you had sex with this person over t			
Value	Label	Cases	Percentage
95	Not had sex with this partner in the last 4 weeks	0	
97	N/A	0	
98	Don't know	0	
Sysmiss		3064	
Warning: these figures indicate the number of cases found in the data file. They cannot be interpreted as summary statistics of the population of interest.			
# srs_recnt1_knwpartnstatus: Do you know the HIV status of [name]? Most recent partner			
Information	[Type= discrete] [Format=numeric] [Range= 0-98] [Missing=*]		
Statistics [NW/ W]	[Valid=0 /-] [Invalid=3064 /-]		
Value	Label	Cases	Percentage
0	No, I have never had it	0	
1	Yes	0	
2	No	0	
3	Yes, but not sure about the exact age	0	
90	I am not sure	0	
93	Prefer not to answer	0	
95	Not had sex with this partner in the last 4 weeks	0	
97	N/A	0	
98	Don't know	0	
Sysmiss		3064	
Warning: these figures indicate the number of cases found in the data file. They cannot be interpreted as summary statistics of the population of interest.			
# srs_recnt1_partnstatus: What is the HIV status of [name]? Most recent partner			
Information	[Type= discrete] [Format=numeric] [Range= 0-93] [Missing=*]		
Statistics [NW/ W]	[Valid=0 /-] [Invalid=3064 /-]		
Value	Label	Cases	Percentage
0	Partner is Negative	0	
1	Partner is Positive	0	
93	Prefer not to answer	0	
Sysmiss		3064	
Warning: these figures indicate the number of cases found in the data file. They cannot be interpreted as summary statistics of the population of interest.			
# srs_recnt1_howknowstatus: How did you find out their HIV status? Most recent partner			
Information	[Type= discrete] [Format=numeric] [Range= 1-96] [Missing=*]		
Statistics [NW/ W]	[Valid=0 /-] [Invalid=3064 /-]		
Value	Label	Cases	Percentage
1	Partner told me	0	
2	We tested together	0	
3	I saw/heard about the results another way	0	
5	I just know	0	
93	I prefer not to answer	0	
96	Other	0	
Sysmiss		3064	
Warning: these figures indicate the number of cases found in the data file. They cannot be interpreted as summary statistics of the population of interest.			
# srs_recnt1_knowstat_oth: Please specify details on other way you find out about the person's HIV status?			
Information	[Type= discrete] [Format=character] [Missing=*]		

# srs_recnt1_knowstat_oth: Please specify details on other way you find out about the person's HIV status?			
Statistics [NW/ W]		[Valid=0 /-] [Invalid=0 /-]	
# srs_recnt1_partn_onart: Do you know if [name]is taking ART? Most recent partner			
Information		[Type= discrete] [Format=numeric] [Range= 0-98] [Missing=*]	
Statistics [NW/ W]		[Valid=0 /-] [Invalid=3064 /-]	
Value	Label	Cases	Percentage
0	No, I have never had it	0	
1	Yes	0	
2	No	0	
3	Yes, but not sure about the exact age	0	
90	I am not sure	0	
93	Prefer not to answer	0	
95	Not had sex with this partner in the last 4 weeks	0	
97	N/A	0	
98	Don't know	0	
Sysmiss		3064	
Warning: these figures indicate the number of cases found in the data file. They cannot be interpreted as summary statistics of the population of interest.			
# srs_recnt1_knowyourhivstat: Does this person know your current HIV status? Most recent partner			
Information		[Type= discrete] [Format=numeric] [Range= 0-98] [Missing=*]	
Statistics [NW/ W]		[Valid=0 /-] [Invalid=3064 /-]	
Value	Label	Cases	Percentage
0	No, I have never had it	0	
1	Yes	0	
2	No	0	
3	Yes, but not sure about the exact age	0	
90	I am not sure	0	
93	Prefer not to answer	0	
95	Not had sex with this partner in the last 4 weeks	0	
97	N/A	0	
98	Don't know	0	
Sysmiss		3064	
Warning: these figures indicate the number of cases found in the data file. They cannot be interpreted as summary statistics of the population of interest.			
# srs_recnt1_takeprep: During your relationship with [name] in the past year, did you take PrEP to prev			
Information		[Type= discrete] [Format=numeric] [Range= 0-98] [Missing=*]	
Statistics [NW/ W]		[Valid=0 /-] [Invalid=3064 /-]	
Value	Label	Cases	Percentage
0	No, I have never had it	0	
1	Yes	0	
2	No	0	
3	Yes, but not sure about the exact age	0	
90	I am not sure	0	
93	Prefer not to answer	0	
95	Not had sex with this partner in the last 4 weeks	0	
97	N/A	0	
98	Don't know	0	

# srs_recnt1_takeprep: During your relationship with [name] in the past year, did you take PrEP to prev			
Value	Label	Cases	Percentage
Sysmiss		3064	
Warning: these figures indicate the number of cases found in the data file. They cannot be interpreted as summary statistics of the population of interest.			
# srs_recnt1_no_prepreas: Why did you decide not to take PrEP? Most recent partner			
Information	[Type= discrete] [Format=numeric] [Range= 1-96] [Missing=*]		
Statistics [NW/ W]	[Valid=0 /-] [Invalid=3064 /-]		
Value	Label	Cases	Percentage
1	I do not know about it	0	
2	I do not feel that I need it	0	
3	I am worried about its side effects or safety	0	
4	It is inconvenient to go through the process at the clinic	0	
93	I prefer not to answer	0	
96	Other	0	
Sysmiss		3064	
Warning: these figures indicate the number of cases found in the data file. They cannot be interpreted as summary statistics of the population of interest.			
# srs_recnt1_no_prepoth: Please specify other reason for not taking PREP. Most recent partner			
Information	[Type= discrete] [Format=character] [Missing=*]		
Statistics [NW/ W]	[Valid=0 /-] [Invalid=0 /-]		
# srs_recnt1_patnr_othsex: Over the past 12 months, during your relationships with X do you know or suspect			
Information	[Type= discrete] [Format=numeric] [Range= 1-98] [Missing=*]		
Statistics [NW/ W]	[Valid=0 /-] [Invalid=3064 /-]		
Value	Label	Cases	Percentage
1	Yes- I know with another spouse	0	
2	No, I know this partner did not have other partners	0	
3	Yes- I know with another partner or partners	0	
4	Yes- I believe there was another partner or partners	0	
93	Prefer not to answer	0	
98	Don't know	0	
Sysmiss		3064	
Warning: these figures indicate the number of cases found in the data file. They cannot be interpreted as summary statistics of the population of interest.			
# srs_recnt2_sexin12mths: Have you had sex with this person in the past 12 months? Second most recent part			
Information	[Type= discrete] [Format=numeric] [Range= 0-98] [Missing=*]		
Statistics [NW/ W]	[Valid=546 /-] [Invalid=2518 /-]		
Value	Label	Cases	Percentage
0	No, I have never had it	0	
1	Yes	308	<div><div></div></div> 56.4%
2	No	146	<div><div></div></div> 26.7%
3	Yes, but not sure about the exact age	0	
90	I am not sure	0	
93	Prefer not to answer	82	<div><div></div></div> 15.0%
95	Not had sex with this partner in the last 4 weeks	0	
97	N/A	0	
98	Don't know	10	<div><div></div></div> 1.8%

# srs_recnt2_sexin12mths: Have you had sex with this person in the past 12 months? Second most recent part			
Value	Label	Cases	Percentage
Sysmiss		2518	
Warning: these figures indicate the number of cases found in the data file. They cannot be interpreted as summary statistics of the population of interest.			
# srs_recnt2_relationship: When you last had sex with this person, what was your relationship to that perso			
Information	[Type= discrete] [Format=numeric] [Range= 1-93] [Missing=*]		
Statistics [NW/ W]	[Valid=308 /-] [Invalid=2756 /-]		
Value	Label	Cases	Percentage
1	We were married, or in a civil partnership, or living together as a couple	19	6.2%
2	We were in a steady relationship	233	75.6%
3	We had previously been married or in a civil partnership, or living together as a couple, but were not at that time	3	1.0%
4	We had previously been in a steady relationship, but were not at that time	24	7.8%
5	We had known each other before, but were not in a steady relationship at that time	8	2.6%
6	We did not know each other at that time	4	1.3%
93	Prefer not to answer	17	5.5%
Sysmiss		2756	
Warning: these figures indicate the number of cases found in the data file. They cannot be interpreted as summary statistics of the population of interest.			
# srs_recnt2_sex_someone: During your relationship with this person, did you have sex with someone else?			
Information	[Type= discrete] [Format=numeric] [Range= 0-98] [Missing=*]		
Statistics [NW/ W]	[Valid=308 /-] [Invalid=2756 /-]		
Value	Label	Cases	Percentage
0	No, I have never had it	0	
1	Yes	179	58.1%
2	No	118	38.3%
3	Yes, but not sure about the exact age	0	
90	I am not sure	0	
93	Prefer not to answer	5	1.6%
95	Not had sex with this partner in the last 4 weeks	0	
97	N/A	0	
98	Don't know	6	1.9%
Sysmiss		2756	
Warning: these figures indicate the number of cases found in the data file. They cannot be interpreted as summary statistics of the population of interest.			
# srs_recnt2_currelation: What is your current relationship status with [name]? Second most recent partne			
Information	[Type= discrete] [Format=numeric] [Range= 1-98] [Missing=*]		
Statistics [NW/ W]	[Valid=308 /-] [Invalid=2756 /-]		
Value	Label	Cases	Percentage
1	We are still in a relationship and will have sex again	194	63.0%
2	Our relationship is not continuing but we might have sex again	29	9.4%
3	Our relationship has completely ended	35	11.4%
93	Prefer not to answer	19	6.2%
98	Don't know	31	10.1%
Sysmiss		2756	

# srs_recnt2_currelation: What is your current relationship status with [name]? Second most recent partne			
Warning: these figures indicate the number of cases found in the data file. They cannot be interpreted as summary statistics of the population of interest.			
# srs_recnt2_partnwork: What are the main kinds of work/activities [name] does/has done over the last 12			
Information		[Type= discrete] [Format=numeric] [Range= 1-98] [Missing=*]	
Statistics [NW/ W]		[Valid=308 /-] [Invalid=2756 /-]	
Value	Label	Cases	Percentage
1	Full-time employment	57	<div><div></div></div> 18.5%
2	No, Not employeeed	98	<div><div></div></div> 31.8%
3	Part-time employment	29	<div><div></div></div> 9.4%
4	Studying	100	<div><div></div></div> 32.5%
93	Prefer not to answer	0	
98	Don't know	24	<div><div></div></div> 7.8%
Sysmiss		2756	
Warning: these figures indicate the number of cases found in the data file. They cannot be interpreted as summary statistics of the population of interest.			
# srs_recnt2_highlevledu: What was the highest level of education of [name]? Second most recent partner			
Information		[Type= discrete] [Format=numeric] [Range= 0-98] [Missing=*]	
Statistics [NW/ W]		[Valid=308 /-] [Invalid=2756 /-]	
Value	Label	Cases	Percentage
0	None	4	<div><div></div></div> 1.3%
1	Some primary	5	<div><div></div></div> 1.6%
2	Some secondary	115	<div><div></div></div> 37.3%
3	Completed secondary/matrikulated	122	<div><div></div></div> 39.6%
4	Certificate	5	<div><div></div></div> 1.6%
5	Diploma	13	<div><div></div></div> 4.2%
6	Bachelors degree	15	<div><div></div></div> 4.9%
7	Bachelors + Diploma	1	<div><div></div></div> 0.3%
8	Honours	1	<div><div></div></div> 0.3%
93	Prefer not to answer	6	<div><div></div></div> 1.9%
98	Don't know	21	<div><div></div></div> 6.8%
Sysmiss		2756	
Warning: these figures indicate the number of cases found in the data file. They cannot be interpreted as summary statistics of the population of interest.			
# srs_recnt2_timeago: How long ago did you first have sex with this person (if you do not know, please			
Information		[Type= continuous] [Format=numeric] [Range= 0-67] [Missing=*]	
Statistics [NW/ W]		[Valid=271 /-] [Invalid=2793 /-] [Mean=5.48 /-] [StdDev=6.118 /-]	
# srs_recnt2_sharetimeago: Are you willing to share long ago did you first have sex with this person? Secon			
Information		[Type= discrete] [Format=numeric] [Range= 0-98] [Missing=*]	
Statistics [NW/ W]		[Valid=37 /-] [Invalid=3027 /-]	
Value	Label	Cases	Percentage
0	No, I have never had it	0	
1	Yes	0	
2	No	0	
3	Yes, but not sure about the exact age	0	
90	I am not sure	0	
93	Prefer not to answer	8	<div><div></div></div> 21.6%

# srs_recnt2_sharetimeago: Are you willing to share long ago did you first have sex with this person? Secon			
Value	Label	Cases	Percentage
95	Not had sex with this partner in the last 4 weeks	0	
97	N/A	0	
98	Don't know	29	<div><div></div></div> 78.4%
Sysmiss		3027	
Warning: these figures indicate the number of cases found in the data file. They cannot be interpreted as summary statistics of the population of interest.			
# srs_recnt2_timeagounit: Is value in. Second most recent partner			
Information	[Type= discrete] [Format=numeric] [Range= 1-4] [Missing=*]		
Statistics [NW/ W]	[Valid=271 /-] [Invalid=2793 /-]		
Value	Label	Cases	Percentage
1	Days	34	<div><div></div></div> 12.5%
2	Weeks	27	<div><div></div></div> 10.0%
3	Months	93	<div><div></div></div> 34.3%
4	Years	117	<div><div></div></div> 43.2%
Sysmiss		2793	
Warning: these figures indicate the number of cases found in the data file. They cannot be interpreted as summary statistics of the population of interest.			
# srs_recnt2_lasttime: When was the last time you had sex with this person (if you do not know, please			
Information	[Type= continuous] [Format=numeric] [Range= 0-2018] [Missing=*]		
Statistics [NW/ W]	[Valid=269 /-] [Invalid=2795 /-] [Mean=25.71 /-] [StdDev=211.999 /-]		
# srs_recnt2_sharelasttime: Are you willing to share when was the last time you had sex with this person? Se			
Information	[Type= discrete] [Format=numeric] [Range= 0-98] [Missing=*]		
Statistics [NW/ W]	[Valid=39 /-] [Invalid=3025 /-]		
Value	Label	Cases	Percentage
0	No, I have never had it	0	
1	Yes	0	
2	No	0	
3	Yes, but not sure about the exact age	0	
90	I am not sure	0	
93	Prefer not to answer	12	<div><div></div></div> 30.8%
95	Not had sex with this partner in the last 4 weeks	0	
97	N/A	0	
98	Don't know	27	<div><div></div></div> 69.2%
Sysmiss		3025	
Warning: these figures indicate the number of cases found in the data file. They cannot be interpreted as summary statistics of the population of interest.			
# srs_recnt2_lasttimeunit: Is value in. Second most recent partner			
Information	[Type= discrete] [Format=numeric] [Range= 1-4] [Missing=*]		
Statistics [NW/ W]	[Valid=267 /-] [Invalid=2797 /-]		
Value	Label	Cases	Percentage
1	Days	60	<div><div></div></div> 22.5%
2	Weeks	77	<div><div></div></div> 28.8%
3	Months	109	<div><div></div></div> 40.8%
4	Years	21	<div><div></div></div> 7.9%
Sysmiss		2797	
Warning: these figures indicate the number of cases found in the data file. They cannot be interpreted as summary statistics of the population of interest.			

# srs_recnt2_personage: How old is this person (if you do not know, please make your best guess)? [in ye	
Information	[Type= continuous] [Format=numeric] [Range= 1-40] [Missing=*]
Statistics [NW/ W]	[Valid=284 /-] [Invalid=2780 /-] [Mean=21.447 /-] [StdDev=7.573 /-]

# srs_recnt2_shareage: Are you willing to share the age of this person? Second most recent partner			
Information	[Type= discrete] [Format=numeric] [Range= 0-98] [Missing=*]		
Statistics [NW/ W]	[Valid=24 /-] [Invalid=3040 /-]		
Value	Label	Cases	Percentage
0	No, I have never had it	0	
1	Yes	0	
2	No	0	
3	Yes, but not sure about the exact age	0	
90	I am not sure	0	
93	Prefer not to answer	5	20.8%
95	Not had sex with this partner in the last 4 weeks	0	
97	N/A	0	
98	Don't know	19	79.2%
Sysmiss		3040	
Warning: these figures indicate the number of cases found in the data file. They cannot be interpreted as summary statistics of the population of interest.			
# srs_recnt2_hhmember: Is this person a member of this household? Second most recent partner			
Information	[Type= discrete] [Format=numeric] [Range= 0-98] [Missing=*]		
Statistics [NW/ W]	[Valid=307 /-] [Invalid=2757 /-]		
Value	Label	Cases	Percentage
0	No, I have never had it	0	
1	Yes	19	6.2%
2	No	274	89.3%
3	Yes, but not sure about the exact age	0	
90	I am not sure	0	
93	Prefer not to answer	10	3.3%
95	Not had sex with this partner in the last 4 weeks	0	
97	N/A	0	
98	Don't know	4	1.3%
Sysmiss		2757	
Warning: these figures indicate the number of cases found in the data file. They cannot be interpreted as summary statistics of the population of interest.			
# srs_recnt2_personreside: Where does this person normally reside? Second most recent partner			
Information	[Type= discrete] [Format=numeric] [Range= 1-98] [Missing=*]		
Statistics [NW/ W]	[Valid=308 /-] [Invalid=2756 /-]		
Value	Label	Cases	Percentage
1	Same house	7	2.3%
2	Same community	133	43.2%
3	Outside the district, but in the Mpukunyoni area	102	33.1%
4	Outside the Mpukunyoni area but in Hlabisa District	21	6.8%
5	Outside the Hlabisa District but inside KwaZulu-Natal	28	9.1%
6	Outside of KwaZulu-Natal	5	1.6%
93	Prefer not to answer	6	1.9%
98	Don't know	6	1.9%
Sysmiss		2756	
Warning: these figures indicate the number of cases found in the data file. They cannot be interpreted as summary statistics of the population of interest.			

# srs_recnt2_isigodi: In which Isigodi does this person normally reside? Second most recent partner				
Information		[Type= discrete] [Format=numeric] [Range= 1-98] [Missing=*]		
Statistics [NW/ W]		[Valid=102 /-] [Invalid=2962 /-]		
Value	Label	Cases	Percentage	
1	Ebaswazini	3	<div></div>	2.9%
2	Esiyembeni	3	<div></div>	2.9%
3	Gunjaneni	4	<div></div>	3.9%
4	Kwahoho	1	<div></div>	1.0%
5	KwaMsane township	12	<div></div>	11.8%
6	KwaMsane reserve	9	<div></div>	8.8%
10	Macambini	0		
11	Machibini	9	<div></div>	8.8%
12	Mahunjini	0		
13	Mapheleni	2	<div></div>	2.0%
14	Mshaya	0		
15	Myeki	3	<div></div>	2.9%
16	Nkolokotho	3	<div></div>	2.9%
17	Nkombose	6	<div></div>	5.9%
18	Nomathiya	1	<div></div>	1.0%
19	Nqopheni	3	<div></div>	2.9%
20	Ogeengele	4	<div></div>	3.9%
21	Ophaphasi	5	<div></div>	4.9%
22	Makhambane	1	<div></div>	1.0%
23	Nsolweni	1	<div></div>	1.0%
24	Ophondweni	7	<div></div>	6.9%
25	Madwaleni	3	<div></div>	2.9%
26	Mfekayi	4	<div></div>	3.9%
27	Mvutshini	0		
28	Nkundusi	1	<div></div>	1.0%
29	Qakwini	0		
30	Shikishela	4	<div></div>	3.9%
31	Nompondo	0		
93	Prefer not to answer	0		
96	Other	13	<div></div>	12.7%
98	Don't know	0		
Sysmiss		2962		
Warning: these figures indicate the number of cases found in the data file. They cannot be interpreted as summary statistics of the population of interest.				
# srs_recnt2_lastconduse: Did you use a condom the last time you had sex with this person? Second most rec				
Information		[Type= discrete] [Format=numeric] [Range= 0-98] [Missing=*]		
Statistics [NW/ W]		[Valid=308 /-] [Invalid=2756 /-]		
Value	Label	Cases	Percentage	
0	No, I have never had it	0		
1	Yes	166	<div></div>	53.9%
2	No	134	<div></div>	43.5%
3	Yes, but not sure about the exact age	0		
90	I am not sure	0		

# srs_recnt2_lastconduse: Did you use a condom the last time you had sex with this person? Second most rec			
Value	Label	Cases	Percentage
93	Prefer not to answer	8	<div><div></div></div> 2.6%
95	Not had sex with this partner in the last 4 weeks	0	
97	N/A	0	
98	Don't know	0	
Sysmiss		2756	
Warning: these figures indicate the number of cases found in the data file. They cannot be interpreted as summary statistics of the population of interest.			
# srs_recnt2_buylastcondom: If yes, who brought the condom the last time you had sex with [name]? Second mos			
Information	[Type= discrete] [Format=numeric] [Range= 1-98] [Missing=*]		
Statistics [NW/ W]	[Valid=165 -/] [Invalid=2899 -/]		
Value	Label	Cases	Percentage
1	Respondent	105	<div><div></div></div> 63.6%
2	Partner	45	<div><div></div></div> 27.3%
93	Prefer not to answer	6	<div><div></div></div> 3.6%
98	Don't remember	9	<div><div></div></div> 5.5%
Sysmiss		2899	
Warning: these figures indicate the number of cases found in the data file. They cannot be interpreted as summary statistics of the population of interest.			
# srs_recnt2_whylastcondom: If no, why did you or [name] NOT use a condom? (last sex) Second most recent par			
Information	[Type= discrete] [Format=numeric] [Range= 1-98] [Missing=*]		
Statistics [NW/ W]	[Valid=134 -/] [Invalid=2930 -/]		
Value	Label	Cases	Percentage
1	I don't like condoms/interfere with pleasure	36	<div><div></div></div> 26.9%
2	My partner does not like condoms/ interfere with pleasure	12	<div><div></div></div> 9.0%
3	We did not have a condom/condom not available/no money	29	<div><div></div></div> 21.6%
4	I have no control over condom use/I was afraid of violence if suggested condoms	0	
5	I trust my partner	35	<div><div></div></div> 26.1%
6	I know my partner is HIV negative	3	<div><div></div></div> 2.2%
7	I was too drunk/My partner was too drunk	1	<div><div></div></div> 0.7%
8	Because he is circumcised	1	<div><div></div></div> 0.7%
9	I/my partner is trying to have a baby	2	<div><div></div></div> 1.5%
10	Because I/my partner is taking ART	1	<div><div></div></div> 0.7%
11	Religious reasons	0	
93	Prefer not to answer	5	<div><div></div></div> 3.7%
98	Don't know	9	<div><div></div></div> 6.7%
Sysmiss		2930	
Warning: these figures indicate the number of cases found in the data file. They cannot be interpreted as summary statistics of the population of interest.			
# srs_recnt2_firstconduse: The first time you had sex with [name], did you/your partner use a male or femal			
Information	[Type= discrete] [Format=numeric] [Range= 0-98] [Missing=*]		
Statistics [NW/ W]	[Valid=307 -/] [Invalid=2757 -/]		
Value	Label	Cases	Percentage
0	No, I have never had it	0	
1	Yes	170	<div><div></div></div> 55.4%
2	No	112	<div><div></div></div> 36.5%

# srs_recnt2_firstconduse: The first time you had sex with [name], did you/your partner use a male or female condom?			
Value	Label	Cases	Percentage
3	Yes, but not sure about the exact age	0	
90	I am not sure	0	
93	Prefer not to answer	18	5.9%
95	Not had sex with this partner in the last 4 weeks	0	
97	N/A	0	
98	Don't know	7	2.3%
Sysmiss		2757	
Warning: these figures indicate the number of cases found in the data file. They cannot be interpreted as summary statistics of the population of interest.			
# srs_recnt2_buyfirstcondom: If yes, who brought the condom the first time you had sex with [name]? Second most recent partner			
Information		[Type= discrete] [Format=numeric] [Range= 1-98] [Missing=*]	
Statistics [NW/ W]		[Valid=170 /-] [Invalid=2894 /-]	
Value	Label	Cases	Percentage
1	Respondent	110	64.7%
2	Partner	46	27.1%
93	Prefer not to answer	6	3.5%
98	Don't remember	8	4.7%
Sysmiss		2894	
Warning: these figures indicate the number of cases found in the data file. They cannot be interpreted as summary statistics of the population of interest.			
# srs_recnt2_whyfirstcondom: If no, why did you or [name] NOT use a condom? (first sex) Second most recent partner			
Information		[Type= discrete] [Format=numeric] [Range= 1-98] [Missing=*]	
Statistics [NW/ W]		[Valid=112 /-] [Invalid=2952 /-]	
Value	Label	Cases	Percentage
1	I don't like condoms/interfere with pleasure	26	23.2%
2	My partner does not like condoms/ interfere with pleasure	10	8.9%
3	We did not have a condom/condom not available/no money	29	25.9%
4	I have no control over condom use/I was afraid of violence if suggested condoms	2	1.8%
5	I trust my partner	29	25.9%
6	I know my partner is HIV negative	1	0.9%
7	I was too drunk/My partner was too drunk	1	0.9%
8	Because he is circumcised	4	3.6%
9	I/my partner is trying to have a baby	1	0.9%
10	Because I/my partner is taking ART	0	
11	Religious reasons	0	
93	Prefer not to answer	3	2.7%
98	Don't know	6	5.4%
Sysmiss		2952	
Warning: these figures indicate the number of cases found in the data file. They cannot be interpreted as summary statistics of the population of interest.			
# srs_recnt2_freqconduse: How often have you and [name] used male or female condoms? Second most recent partner			
Information		[Type= discrete] [Format=numeric] [Range= 1-93] [Missing=*]	
Statistics [NW/ W]		[Valid=308 /-] [Invalid=2756 /-]	
Value	Label	Cases	Percentage
1	All of the time	110	35.7%

# srs_recnt2_freqconduse: How often have you and [name] used male or female condoms? Second most recent pa			
Value	Label	Cases	Percentage
2	Sometimes	129	<div><div></div></div> 41.9%
3	Never	47	<div><div></div></div> 15.3%
93	Prefer not to answer	22	<div><div></div></div> 7.1%
Sysmiss		2756	
Warning: these figures indicate the number of cases found in the data file. They cannot be interpreted as summary statistics of the population of interest.			
# srs_recnt2_aclohbefore: Did you drink alcohol before the last time you had sex with [name]? Second most			
Information	[Type= discrete] [Format=numeric] [Range= 0-98] [Missing=*]		
Statistics [NW/ W]	[Valid=307 /-] [Invalid=2757 /-]		
Value	Label	Cases	Percentage
0	No, I have never had it	0	
1	Yes	37	<div><div></div></div> 12.1%
2	No	256	<div><div></div></div> 83.4%
3	Yes, but not sure about the exact age	0	
90	I am not sure	0	
93	Prefer not to answer	12	<div><div></div></div> 3.9%
95	Not had sex with this partner in the last 4 weeks	0	
97	N/A	0	
98	Don't know	2	<div><div></div></div> 0.7%
Sysmiss		2757	
Warning: these figures indicate the number of cases found in the data file. They cannot be interpreted as summary statistics of the population of interest.			
# srs_recnt2_gifblast: The last time you had sex with [name], did you give or were you given a gift in			
Information	[Type= discrete] [Format=numeric] [Range= 1-93] [Missing=*]		
Statistics [NW/ W]	[Valid=308 /-] [Invalid=2756 /-]		
Value	Label	Cases	Percentage
1	Yes, I received gift	22	<div><div></div></div> 7.1%
2	No, I did not give or receive gift	234	<div><div></div></div> 76.0%
3	Yes, I gave gift	25	<div><div></div></div> 8.1%
93	Prefer not to answer	27	<div><div></div></div> 8.8%
Sysmiss		2756	
Warning: these figures indicate the number of cases found in the data file. They cannot be interpreted as summary statistics of the population of interest.			
# srs_recnt2_moneylast: The last time you had sex with [name], did you give or were you given money in o			
Information	[Type= discrete] [Format=numeric] [Range= 1-93] [Missing=*]		
Statistics [NW/ W]	[Valid=307 /-] [Invalid=2757 /-]		
Value	Label	Cases	Percentage
1	Yes, I received money	15	<div><div></div></div> 4.9%
2	No, I did not give or receive money	238	<div><div></div></div> 77.5%
3	Yes, I gave money	24	<div><div></div></div> 7.8%
93	Prefer not to answer	30	<div><div></div></div> 9.8%
Sysmiss		2757	
Warning: these figures indicate the number of cases found in the data file. They cannot be interpreted as summary statistics of the population of interest.			
# srs_recnt2_numsex4wks: Over the past four weeks, how many times have you had sex with this person? Seco			
Information	[Type= discrete] [Format=numeric] [Range= 0-18] [Missing=*]		
Statistics [NW/ W]	[Valid=242 /-] [Invalid=2822 /-]		

# srs_recnt2_sharenumsex4wks: Are you willing to share the number of times you had sex with this person over t			
Information	[Type= discrete] [Format=numeric] [Range= 0-98] [Missing=*]		
Statistics [NW/ W]	[Valid=66 /-] [Invalid=2998 /-]		
Value	Label	Cases	Percentage
0	No, I have never had it	0	
1	Yes	0	
2	No	0	
3	Yes, but not sure about the exact age	0	
90	I am not sure	0	
93	Prefer not to answer	16	24.2%
95	Not had sex with this partner in the last 4 weeks	50	75.8%
97	N/A	0	
98	Don't know	0	
Sysmiss		2998	
Warning: these figures indicate the number of cases found in the data file. They cannot be interpreted as summary statistics of the population of interest.			
# srs_recnt2_knwpartnstatus: Do you know the HIV status of [name]? Second most recent partner			
Information	[Type= discrete] [Format=numeric] [Range= 0-98] [Missing=*]		
Statistics [NW/ W]	[Valid=308 /-] [Invalid=2756 /-]		
Value	Label	Cases	Percentage
0	No, I have never had it	0	
1	Yes	149	48.4%
2	No	134	43.5%
3	Yes, but not sure about the exact age	0	
90	I am not sure	0	
93	Prefer not to answer	15	4.9%
95	Not had sex with this partner in the last 4 weeks	0	
97	N/A	0	
98	Don't know	10	3.2%
Sysmiss		2756	
Warning: these figures indicate the number of cases found in the data file. They cannot be interpreted as summary statistics of the population of interest.			
# srs_recnt2_partnstatus: What is the HIV status of [name]? Second most recent partner			
Information	[Type= discrete] [Format=numeric] [Range= 0-93] [Missing=*]		
Statistics [NW/ W]	[Valid=149 /-] [Invalid=2915 /-]		
Value	Label	Cases	Percentage
0	Partner is Negative	124	83.2%
1	Partner is Positive	13	8.7%
93	Prefer not to answer	12	8.1%
Sysmiss		2915	
Warning: these figures indicate the number of cases found in the data file. They cannot be interpreted as summary statistics of the population of interest.			
# srs_recnt2_howknowstatus: How did you find out their HIV status? Second most recent partner			
Information	[Type= discrete] [Format=numeric] [Range= 1-96] [Missing=*]		
Statistics [NW/ W]	[Valid=148 /-] [Invalid=2916 /-]		
Value	Label	Cases	Percentage
1	Partner told me	64	43.2%

# srs_recnt2_howknowstatus: How did you find out their HIV status? Second most recent partner			
Value	Label	Cases	Percentage
2	We tested together	48	<div><div></div></div> 32.4%
3	I saw/heard about the results another way	14	<div><div></div></div> 9.5%
5	I just know	12	<div><div></div></div> 8.1%
93	I prefer not to answer	10	<div><div></div></div> 6.8%
96	Other	0	
Sysmiss		2916	
Warning: these figures indicate the number of cases found in the data file. They cannot be interpreted as summary statistics of the population of interest.			
# srs_recnt2_knowstat_oth: Please specify details on other way you find out about the person's HIV status?			
Information	[Type= discrete] [Format=character] [Missing=*]		
Statistics [NW/ W]	[Valid=0 /-] [Invalid=0 /-]		
# srs_recnt2_partn_onart: Do you know if [name]is taking ART? Second most recent partner			
Information	[Type= discrete] [Format=numeric] [Range= 0-98] [Missing=*]		
Statistics [NW/ W]	[Valid=13 /-] [Invalid=3051 /-]		
Value	Label	Cases	Percentage
0	No, I have never had it	0	
1	Yes	9	<div><div></div></div> 69.2%
2	No	1	<div><div></div></div> 7.7%
3	Yes, but not sure about the exact age	0	
90	I am not sure	0	
93	Prefer not to answer	0	
95	Not had sex with this partner in the last 4 weeks	0	
97	N/A	0	
98	Don't know	3	<div><div></div></div> 23.1%
Sysmiss		3051	
Warning: these figures indicate the number of cases found in the data file. They cannot be interpreted as summary statistics of the population of interest.			
# srs_recnt2_knowyourhivstat: Does this person know your current HIV status? Second most recent partner			
Information	[Type= discrete] [Format=numeric] [Range= 0-98] [Missing=*]		
Statistics [NW/ W]	[Valid=308 /-] [Invalid=2756 /-]		
Value	Label	Cases	Percentage
0	No, I have never had it	0	
1	Yes	156	<div><div></div></div> 50.6%
2	No	124	<div><div></div></div> 40.3%
3	Yes, but not sure about the exact age	0	
90	I am not sure	0	
93	Prefer not to answer	16	<div><div></div></div> 5.2%
95	Not had sex with this partner in the last 4 weeks	0	
97	N/A	0	
98	Don't know	12	<div><div></div></div> 3.9%
Sysmiss		2756	
Warning: these figures indicate the number of cases found in the data file. They cannot be interpreted as summary statistics of the population of interest.			
# srs_recnt2_takeprep: During your relationship with [name] in the past year, did you take PrEP to prev			
Information	[Type= discrete] [Format=numeric] [Range= 0-98] [Missing=*]		
Statistics [NW/ W]	[Valid=308 /-] [Invalid=2756 /-]		

# srs_recnt2_takeprep: During your relationship with [name] in the past year, did you take PrEP to prev			
Value	Label	Cases	Percentage
0	No, I have never had it	0	
1	Yes	22	<div><div></div></div> 7.1%
2	No	252	<div><div></div></div> 81.8%
3	Yes, but not sure about the exact age	0	
90	I am not sure	0	
93	Prefer not to answer	17	<div><div></div></div> 5.5%
95	Not had sex with this partner in the last 4 weeks	0	
97	N/A	0	
98	Don't know	17	<div><div></div></div> 5.5%
Sysmiss		2756	
Warning: these figures indicate the number of cases found in the data file. They cannot be interpreted as summary statistics of the population of interest.			
# srs_recnt2_no_prepreas: Why did you decide not to take PrEP? Second most recent partner			
Information	[Type= discrete] [Format=numeric] [Range= 1-96] [Missing=*]		
Statistics [NW/ W]	[Valid=251 -/] [Invalid=2813 -/]		
Value	Label	Cases	Percentage
1	I do not know about it	194	<div><div></div></div> 77.3%
2	I do not feel that I need it	19	<div><div></div></div> 7.6%
3	I am worried about its side effects or safety	0	
4	It is inconvenient to go through the process at the clinic	3	<div><div></div></div> 1.2%
93	I prefer not to answer	30	<div><div></div></div> 12.0%
96	Other	5	<div><div></div></div> 2.0%
Sysmiss		2813	
Warning: these figures indicate the number of cases found in the data file. They cannot be interpreted as summary statistics of the population of interest.			
# srs_recnt2_no_prepoth: Please specify other reason for not taking PREP. Second most recent partner			
Information	[Type= discrete] [Format=character] [Missing=*]		
Statistics [NW/ W]	[Valid=5 -/] [Invalid=0 -/]		
# srs_recnt2_patnr_othsex: Over the past 12 months, during your relationships with X do you know or suspect			
Information	[Type= discrete] [Format=numeric] [Range= 1-98] [Missing=*]		
Statistics [NW/ W]	[Valid=308 -/] [Invalid=2756 -/]		
Value	Label	Cases	Percentage
1	Yes- I know with another spouse	23	<div><div></div></div> 7.5%
2	No, I know this partner did not have other partners	96	<div><div></div></div> 31.2%
3	Yes- I know with another partner or partners	32	<div><div></div></div> 10.4%
4	Yes- I believe there was another partner or partners	43	<div><div></div></div> 14.0%
93	Prefer not to answer	0	
98	Don't know	114	<div><div></div></div> 37.0%
Sysmiss		2756	
Warning: these figures indicate the number of cases found in the data file. They cannot be interpreted as summary statistics of the population of interest.			
# srs_recnt3_sexin12mths: Have you had sex with this person in the past 12 months? Third most recent partn			
Information	[Type= discrete] [Format=numeric] [Range= 0-98] [Missing=*]		
Statistics [NW/ W]	[Valid=315 -/] [Invalid=2749 -/]		

### # srs\_recnt3\_sexin12mths: Have you had sex with this person in the past 12 months? Third most recent partn

Value	Label	Cases	Percentage
0	No, I have never had it	0	
1	Yes	109	34.6%
2	No	128	40.6%
3	Yes, but not sure about the exact age	0	
90	I am not sure	0	
93	Prefer not to answer	71	22.5%
95	Not had sex with this partner in the last 4 weeks	0	
97	N/A	0	
98	Don't know	7	2.2%
Sysmiss		2749	

Warning: these figures indicate the number of cases found in the data file. They cannot be interpreted as summary statistics of the population of interest.

### # srs\_recnt3\_relationship: When you last had sex with this person, what was your relationship to that perso

Information	[Type= discrete] [Format=numeric] [Range= 1-93] [Missing=*]
Statistics [NW/ W]	[Valid=109 /-] [Invalid=2955 /-]

Value	Label	Cases	Percentage
1	We were married, or in a civil partnership, or living together as a couple	5	4.6%
2	We were in a steady relationship	75	68.8%
3	We had previously been married or in a civil partnership, or living together as a couple, but were not at that time	3	2.8%
4	We had previously been in a steady relationship, but were not at that time	10	9.2%
5	We had known each other before, but were not in a steady relationship at that time	5	4.6%
6	We did not know each other at that time	6	5.5%
93	Prefer not to answer	5	4.6%
Sysmiss		2955	

Warning: these figures indicate the number of cases found in the data file. They cannot be interpreted as summary statistics of the population of interest.

### # srs\_recnt3\_sex\_someone: During your relationship with this person, did you have sex with someone else?

Information	[Type= discrete] [Format=numeric] [Range= 0-98] [Missing=*]
Statistics [NW/ W]	[Valid=109 /-] [Invalid=2955 /-]

Value	Label	Cases	Percentage
0	No, I have never had it	0	
1	Yes	71	65.1%
2	No	36	33.0%
3	Yes, but not sure about the exact age	0	
90	I am not sure	0	
93	Prefer not to answer	2	1.8%
95	Not had sex with this partner in the last 4 weeks	0	
97	N/A	0	
98	Don't know	0	
Sysmiss		2955	

Warning: these figures indicate the number of cases found in the data file. They cannot be interpreted as summary statistics of the population of interest.

# srs_recnt3_currelation: What is your current relationship status with [name]? Third most recent partner			
Information	[Type= discrete] [Format=numeric] [Range= 1-98] [Missing=*]		
Statistics [NW/ W]	[Valid=109 /-] [Invalid=2955 /-]		
Value	Label	Cases	Percentage
1	We are still in a relationship and will have sex again	63	<div><div></div></div> 57.8%
2	Our relationship is not continuing but we might have sex again	10	<div><div></div></div> 9.2%
3	Our relationship has completely ended	22	<div><div></div></div> 20.2%
93	Prefer not to answer	6	<div><div></div></div> 5.5%
98	Don?t know	8	<div><div></div></div> 7.3%
Sysmiss		2955	
Warning: these figures indicate the number of cases found in the data file. They cannot be interpreted as summary statistics of the population of interest.			
# srs_recnt3_partnwork: What are the main kinds of work/activities [name] does/has done over the last 12			
Information	[Type= discrete] [Format=numeric] [Range= 1-98] [Missing=*]		
Statistics [NW/ W]	[Valid=109 /-] [Invalid=2955 /-]		
Value	Label	Cases	Percentage
1	Full-time employment	20	<div><div></div></div> 18.3%
2	No, Not employeeed	34	<div><div></div></div> 31.2%
3	Part-time employment	9	<div><div></div></div> 8.3%
4	Studying	34	<div><div></div></div> 31.2%
93	Prefer not to answer	0	
98	Don't know	12	<div><div></div></div> 11.0%
Sysmiss		2955	
Warning: these figures indicate the number of cases found in the data file. They cannot be interpreted as summary statistics of the population of interest.			
# srs_recnt3_highlevledu: What was the highest level of education of [name]? Third most recent partner			
Information	[Type= discrete] [Format=numeric] [Range= 0-98] [Missing=*]		
Statistics [NW/ W]	[Valid=105 /-] [Invalid=2959 /-]		
Value	Label	Cases	Percentage
0	None	1	<div><div></div></div> 1.0%
1	Some primary	1	<div><div></div></div> 1.0%
2	Some secondary	30	<div><div></div></div> 28.6%
3	Completed secondary/matrikulated	40	<div><div></div></div> 38.1%
4	Certificate	6	<div><div></div></div> 5.7%
5	Diploma	5	<div><div></div></div> 4.8%
6	Bachelors degree	2	<div><div></div></div> 1.9%
7	Bachelors + Diploma	1	<div><div></div></div> 1.0%
8	Honours	1	<div><div></div></div> 1.0%
93	Prefer not to answer	4	<div><div></div></div> 3.8%
98	Don't know	14	<div><div></div></div> 13.3%
Sysmiss		2959	
Warning: these figures indicate the number of cases found in the data file. They cannot be interpreted as summary statistics of the population of interest.			
# srs_recnt3_timeago: How long ago did you first have sex with this person (if you do not know, please			
Information	[Type= continuous] [Format=numeric] [Range= 1-55] [Missing=*]		
Statistics [NW/ W]	[Valid=82 /-] [Invalid=2982 /-] [Mean=5.829 /-] [StdDev=7.443 /-]		

# srs_recnt3_sharetimeago: Are you willing to share long ago did you first have sex with this person? Third			
Information		[Type= discrete] [Format=numeric] [Range= 0-98] [Missing=*]	
Statistics [NW/ W]		[Valid=27 /-] [Invalid=3037 /-]	
Value	Label	Cases	Percentage
0	No, I have never had it	0	
1	Yes	0	
2	No	0	
3	Yes, but not sure about the exact age	0	
90	I am not sure	0	
93	Prefer not to answer	5	<div></div> 18.5%
95	Not had sex with this partner in the last 4 weeks	0	
97	N/A	0	
98	Don't know	22	<div></div> 81.5%
Sysmiss		3037	
Warning: these figures indicate the number of cases found in the data file. They cannot be interpreted as summary statistics of the population of interest.			
# srs_recnt3_timeagounit: Is value in. Third most recent partner			
Information		[Type= discrete] [Format=numeric] [Range= 1-4] [Missing=*]	
Statistics [NW/ W]		[Valid=82 /-] [Invalid=2982 /-]	
Value	Label	Cases	Percentage
1	Days	15	<div></div> 18.3%
2	Weeks	9	<div></div> 11.0%
3	Months	33	<div></div> 40.2%
4	Years	25	<div></div> 30.5%
Sysmiss		2982	
Warning: these figures indicate the number of cases found in the data file. They cannot be interpreted as summary statistics of the population of interest.			
# srs_recnt3_lasttime: When was the last time you had sex with this person (if you do not know, please			
Information		[Type= continuous] [Format=numeric] [Range= 0-2018] [Missing=*]	
Statistics [NW/ W]		[Valid=87 /-] [Invalid=2977 /-] [Mean=27.057 /-] [StdDev=215.991 /-]	
# srs_recnt3_sharelasttime: Are you willing to share when was the last time you had sex with this person? Th			
Information		[Type= discrete] [Format=numeric] [Range= 0-98] [Missing=*]	
Statistics [NW/ W]		[Valid=22 /-] [Invalid=3042 /-]	
Value	Label	Cases	Percentage
0	No, I have never had it	0	
1	Yes	0	
2	No	0	
3	Yes, but not sure about the exact age	0	
90	I am not sure	0	
93	Prefer not to answer	9	<div></div> 40.9%
95	Not had sex with this partner in the last 4 weeks	0	
97	N/A	0	
98	Don't know	13	<div></div> 59.1%
Sysmiss		3042	
Warning: these figures indicate the number of cases found in the data file. They cannot be interpreted as summary statistics of the population of interest.			

# srs_recnt3_lasttimeunit: Is value in. Third most recent partner			
Information	[Type= discrete] [Format=numeric] [Range= 1-4] [Missing=*]		
Statistics [NW/ W]	[Valid=86 /-] [Invalid=2978 /-]		
Value	Label	Cases	Percentage
1	Days	23	<div><div></div></div> 26.7%
2	Weeks	17	<div><div></div></div> 19.8%
3	Months	40	<div><div></div></div> 46.5%
4	Years	6	<div><div></div></div> 7.0%
Sysmiss		2978	
Warning: these figures indicate the number of cases found in the data file. They cannot be interpreted as summary statistics of the population of interest.			
# srs_recnt3_personage: How old is this person (if you do not know, please make your best guess)? [in ye			
Information	[Type= continuous] [Format=numeric] [Range= 1-43] [Missing=*]		
Statistics [NW/ W]	[Valid=87 /-] [Invalid=2977 /-] [Mean=20.402 /-] [StdDev=8.189 /-]		
# srs_recnt3_shareage: Are you willing to share the age of this person? Third most recent partner			
Information	[Type= discrete] [Format=numeric] [Range= 0-98] [Missing=*]		
Statistics [NW/ W]	[Valid=22 /-] [Invalid=3042 /-]		
Value	Label	Cases	Percentage
0	No, I have never had it	0	
1	Yes	0	
2	No	0	
3	Yes, but not sure about the exact age	0	
90	I am not sure	0	
93	Prefer not to answer	3	<div><div></div></div> 13.6%
95	Not had sex with this partner in the last 4 weeks	0	
97	N/A	0	
98	Don't know	19	<div><div></div></div> 86.4%
Sysmiss		3042	
Warning: these figures indicate the number of cases found in the data file. They cannot be interpreted as summary statistics of the population of interest.			
# srs_recnt3_personreside: Is this person a member of this household? Third most recent partner			
Information	[Type= discrete] [Format=numeric] [Range= 1-98] [Missing=*]		
Statistics [NW/ W]	[Valid=109 /-] [Invalid=2955 /-]		
Value	Label	Cases	Percentage
1	Same house	4	<div><div></div></div> 3.7%
2	Same community	46	<div><div></div></div> 42.2%
3	Outside the district, but in the Mpukunyoni area	30	<div><div></div></div> 27.5%
4	Outside the Mpukunyoni area but in Hlabisa District	14	<div><div></div></div> 12.8%
5	Outside the Hlabisa District but inside KwaZulu-Natal	7	<div><div></div></div> 6.4%
6	Outside of KwaZulu-Natal	2	<div><div></div></div> 1.8%
93	Prefer not to answer	1	<div><div></div></div> 0.9%
98	Don?t know	5	<div><div></div></div> 4.6%
Sysmiss		2955	
Warning: these figures indicate the number of cases found in the data file. They cannot be interpreted as summary statistics of the population of interest.			
# srs_recnt3_hhmember: Where does this person normally reside? Third most recent partner			
Information	[Type= discrete] [Format=numeric] [Range= 0-98] [Missing=*]		

# srs_recnt3_hhmember: Where does this person normally reside? Third most recent partner			
Statistics [NW/ W]		[Valid=109 /-] [Invalid=2955 /-]	
Value	Label	Cases	Percentage
0	No, I have never had it	0	
1	Yes	5	4.6%
2	No	102	93.6%
3	Yes, but not sure about the exact age	0	
90	I am not sure	0	
93	Prefer not to answer	2	1.8%
95	Not had sex with this partner in the last 4 weeks	0	
97	N/A	0	
98	Don't know	0	
Sysmiss		2955	
Warning: these figures indicate the number of cases found in the data file. They cannot be interpreted as summary statistics of the population of interest.			
# srs_recnt3_isigodi: In which Isigodi does this person normally reside? Third most recent partner			
Information		[Type= discrete] [Format=numeric] [Range= 1-98] [Missing=*]	
Statistics [NW/ W]		[Valid=30 /-] [Invalid=3034 /-]	
Value	Label	Cases	Percentage
1	Ebaswazini	0	
2	Esiyembeni	0	
3	Gunjaneni	0	
4	Kwahoho	0	
5	KwaMsane township	7	23.3%
6	KwaMsane reserve	5	16.7%
10	Macambini	0	
11	Machibini	2	6.7%
12	Mahunjini	0	
13	Mapheleni	2	6.7%
14	Mshaya	0	
15	Myeki	1	3.3%
16	Nkolokotho	0	
17	Nkombose	2	6.7%
18	Nomathiya	1	3.3%
19	Nqopheni	1	3.3%
20	Ogengele	1	3.3%
21	Ophaphasi	0	
22	Makhambane	3	10.0%
23	Nsolweni	0	
24	Ophondweni	0	
25	Madwaleni	1	3.3%
26	Mfekayi	3	10.0%
27	Mvutshini	0	
28	Nkundusi	1	3.3%
29	Qakwini	0	
30	Shikishela	0	
31	Nompondo	0	

# srs_recnt3_isigodi: In which Isigodi does this person normally reside? Third most recent partner			
Value	Label	Cases	Percentage
93	Prefer not to answer	0	
96	Other	0	
98	Don't know	0	
Sysmiss		3034	
Warning: these figures indicate the number of cases found in the data file. They cannot be interpreted as summary statistics of the population of interest.			
# srs_recnt3_lastconduse: Did you use a condom the last time you had sex with this person? Third most rece			
Information	[Type= discrete] [Format=numeric] [Range= 0-98] [Missing=*]		
Statistics [NW/ W]	[Valid=109 /-] [Invalid=2955 /-]		
Value	Label	Cases	Percentage
0	No, I have never had it	0	
1	Yes	67	61.5%
2	No	38	34.9%
3	Yes, but not sure about the exact age	0	
90	I am not sure	0	
93	Prefer not to answer	4	3.7%
95	Not had sex with this partner in the last 4 weeks	0	
97	N/A	0	
98	Don't know	0	
Sysmiss		2955	
Warning: these figures indicate the number of cases found in the data file. They cannot be interpreted as summary statistics of the population of interest.			
# srs_recnt3_buylastcondom: If yes, who brought the condom the last time you had sex with [name]? Third most			
Information	[Type= discrete] [Format=numeric] [Range= 1-98] [Missing=*]		
Statistics [NW/ W]	[Valid=67 /-] [Invalid=2997 /-]		
Value	Label	Cases	Percentage
1	Respondent	45	67.2%
2	Partner	14	20.9%
93	Prefer not to answer	5	7.5%
98	Don't remember	3	4.5%
Sysmiss		2997	
Warning: these figures indicate the number of cases found in the data file. They cannot be interpreted as summary statistics of the population of interest.			
# srs_recnt3_whyastcondom: If no, why did you or [name] NOT use a condom? (last sex) Third most recent part			
Information	[Type= discrete] [Format=numeric] [Range= 1-98] [Missing=*]		
Statistics [NW/ W]	[Valid=38 /-] [Invalid=3026 /-]		
Value	Label	Cases	Percentage
1	I don't like condoms/interfere with pleasure	13	34.2%
2	My partner does not like condoms/ interfere with pleasure	3	7.9%
3	We did not have a condom/condom not available/no money	9	23.7%
4	I have no control over condom use/I was afraid of violence if suggested condoms	0	
5	I trust my partner	7	18.4%
6	I know my partner is HIV negative	2	5.3%
7	I was too drunk/My partner was too drunk	0	
8	Because he is circumcised	0	

# srs_recnt3_whyastcondom: If no, why did you or [name] NOT use a condom? (last sex) Third most recent part			
Value	Label	Cases	Percentage
9	I/my partner is trying to have a baby	0	
10	Because I/my partner is taking ART	0	
11	Religious reasons	0	
93	Prefer not to answer	1	<div><div></div></div> 2.6%
98	Don't know	3	<div><div></div></div> 7.9%
Sysmiss		3026	
Warning: these figures indicate the number of cases found in the data file. They cannot be interpreted as summary statistics of the population of interest.			
# srs_recnt3_firstconduse: The first time you had sex with [name], did you/your partner use a male or femal			
Information	[Type= discrete] [Format=numeric] [Range= 0-98] [Missing=*]		
Statistics [NW/ W]	[Valid=109 /-] [Invalid=2955 /-]		
Value	Label	Cases	Percentage
0	No, I have never had it	0	
1	Yes	59	<div><div></div></div> 54.1%
2	No	39	<div><div></div></div> 35.8%
3	Yes, but not sure about the exact age	0	
90	I am not sure	0	
93	Prefer not to answer	9	<div><div></div></div> 8.3%
95	Not had sex with this partner in the last 4 weeks	0	
97	N/A	0	
98	Don't know	2	<div><div></div></div> 1.8%
Sysmiss		2955	
Warning: these figures indicate the number of cases found in the data file. They cannot be interpreted as summary statistics of the population of interest.			
# srs_recnt3_buyfirstcondom: If yes, who brought the condom the first time you had sex with [name]? Third mos			
Information	[Type= discrete] [Format=numeric] [Range= 1-98] [Missing=*]		
Statistics [NW/ W]	[Valid=59 /-] [Invalid=3005 /-]		
Value	Label	Cases	Percentage
1	Respondent	46	<div><div></div></div> 78.0%
2	Partner	9	<div><div></div></div> 15.3%
93	Prefer not to answer	1	<div><div></div></div> 1.7%
98	Don?t remember	3	<div><div></div></div> 5.1%
Sysmiss		3005	
Warning: these figures indicate the number of cases found in the data file. They cannot be interpreted as summary statistics of the population of interest.			
# srs_recnt3_whyfirstcondom: If no, why did you or [name] NOT use a condom? (first sex) Third most recent par			
Information	[Type= discrete] [Format=numeric] [Range= 1-98] [Missing=*]		
Statistics [NW/ W]	[Valid=39 /-] [Invalid=3025 /-]		
Value	Label	Cases	Percentage
1	I don?t like condoms/interfere with pleasure	11	<div><div></div></div> 28.2%
2	My partner does not like condoms/ interfere with pleasure	3	<div><div></div></div> 7.7%
3	We did not have a condom/condom not available/no money	10	<div><div></div></div> 25.6%
4	I have no control over condom use/I was afraid of violence if suggested condoms	0	
5	I trust my partner	8	<div><div></div></div> 20.5%
6	I know my partner is HIV negative	0	

# srs_recnt3_whyfirstcondom: If no, why did you or [name] NOT use a condom? (first sex) Third most recent par			
Value	Label	Cases	Percentage
7	I was too drunk/My partner was too drunk	1	<div></div> 2.6%
8	Because he is circumcised	0	
9	I/my partner is trying to have a baby	0	
10	Because I/my partner is taking ART	0	
11	Religious reasons	0	
93	Prefer not to answer	1	<div></div> 2.6%
98	Don't know	5	<div></div> 12.8%
Sysmiss		3025	
Warning: these figures indicate the number of cases found in the data file. They cannot be interpreted as summary statistics of the population of interest.			
# srs_recnt3_freqconduse: How often have you and [name] used male or female condoms? Third most recent par			
Information	[Type= discrete] [Format=numeric] [Range= 1-93] [Missing=*]		
Statistics [NW/ W]	[Valid=109 /-] [Invalid=2955 /-]		
Value	Label	Cases	Percentage
1	All of the time	30	<div></div> 27.5%
2	Sometimes	49	<div></div> 45.0%
3	Never	23	<div></div> 21.1%
93	Prefer not to answer	7	<div></div> 6.4%
Sysmiss		2955	
Warning: these figures indicate the number of cases found in the data file. They cannot be interpreted as summary statistics of the population of interest.			

# srs_recnt3_aclohbefore: Did you drink alcohol before the last time you had sex with [name]? Third most r			
Information	[Type= discrete] [Format=numeric] [Range= 0-98] [Missing=*]		
Statistics [NW/ W]	[Valid=109 /-] [Invalid=2955 /-]		
Value	Label	Cases	Percentage
0	No, I have never had it	0	
1	Yes	19	<div><div></div></div> 17.4%
2	No	82	<div><div></div></div> 75.2%
3	Yes, but not sure about the exact age	0	
90	I am not sure	0	
93	Prefer not to answer	7	<div><div></div></div> 6.4%
95	Not had sex with this partner in the last 4 weeks	0	
97	N/A	0	
98	Don't know	1	<div><div></div></div> 0.9%
Sysmiss		2955	
Warning: these figures indicate the number of cases found in the data file. They cannot be interpreted as summary statistics of the population of interest.			
# srs_recnt3_giftlast: The last time you had sex with [name], did you give or were you given a gift in			
Information	[Type= discrete] [Format=numeric] [Range= 1-93] [Missing=*]		
Statistics [NW/ W]	[Valid=109 /-] [Invalid=2955 /-]		
Value	Label	Cases	Percentage
1	Yes, I received gift	4	<div><div></div></div> 3.7%
2	No, I did not give or receive gift	88	<div><div></div></div> 80.7%
3	Yes, I gave gift	6	<div><div></div></div> 5.5%
93	Prefer not to answer	11	<div><div></div></div> 10.1%
Sysmiss		2955	
Warning: these figures indicate the number of cases found in the data file. They cannot be interpreted as summary statistics of the population of interest.			
# srs_recnt3_moneylast: The last time you had sex with [name], did you give or were you given money in o			
Information	[Type= discrete] [Format=numeric] [Range= 1-93] [Missing=*]		
Statistics [NW/ W]	[Valid=109 /-] [Invalid=2955 /-]		
Value	Label	Cases	Percentage
1	Yes, I received money	4	<div><div></div></div> 3.7%
2	No, I did not give or receive money	82	<div><div></div></div> 75.2%
3	Yes, I gave money	10	<div><div></div></div> 9.2%
93	Prefer not to answer	13	<div><div></div></div> 11.9%
Sysmiss		2955	
Warning: these figures indicate the number of cases found in the data file. They cannot be interpreted as summary statistics of the population of interest.			
# srs_recnt3_numsex4wks: Over the past four weeks, how many times have you had sex with this person? Thir			
Information	[Type= discrete] [Format=numeric] [Range= 0-20] [Missing=*]		
Statistics [NW/ W]	[Valid=76 /-] [Invalid=2988 /-]		
# srs_recnt3_sharenumsex4wks: Are you willing to share the number of times you had sex with this person over t			
Information	[Type= discrete] [Format=numeric] [Range= 0-98] [Missing=*]		
Statistics [NW/ W]	[Valid=33 /-] [Invalid=3031 /-]		
Value	Label	Cases	Percentage
0	No, I have never had it	0	
1	Yes	0	

# srs_recnt3_sharenumsex4wks: Are you willing to share the number of times you had sex with this person over t			
Value	Label	Cases	Percentage
2	No	0	
3	Yes, but not sure about the exact age	0	
90	I am not sure	0	
93	Prefer not to answer	2	6.1%
95	Not had sex with this partner in the last 4 weeks	31	93.9%
97	N/A	0	
98	Don't know	0	
Sysmiss		3031	
Warning: these figures indicate the number of cases found in the data file. They cannot be interpreted as summary statistics of the population of interest.			
# srs_recnt3_personhivstatus: In the past 12 months, has this person discussed their HIV status with you?			
Information	[Type= discrete] [Format=numeric] [Range= 0-98] [Missing=*]		
Statistics [NW/ W]	[Valid=109 /-] [Invalid=2955 /-]		
Value	Label	Cases	Percentage
0	No, I have never had it	0	
1	Yes	26	23.9%
2	No	70	64.2%
3	Yes, but not sure about the exact age	0	
90	I am not sure	0	
93	Prefer not to answer	11	10.1%
95	Not had sex with this partner in the last 4 weeks	0	
97	N/A	0	
98	Don't know	2	1.8%
Sysmiss		2955	
Warning: these figures indicate the number of cases found in the data file. They cannot be interpreted as summary statistics of the population of interest.			
# srs_recnt3_knwpartnstatus: Do you know the HIV status of [name]? Third most recent partner			
Information	[Type= discrete] [Format=numeric] [Range= 0-98] [Missing=*]		
Statistics [NW/ W]	[Valid=109 /-] [Invalid=2955 /-]		
Value	Label	Cases	Percentage
0	No, I have never had it	0	
1	Yes	39	35.8%
2	No	59	54.1%
3	Yes, but not sure about the exact age	0	
90	I am not sure	0	
93	Prefer not to answer	10	9.2%
95	Not had sex with this partner in the last 4 weeks	0	
97	N/A	0	
98	Don't know	1	0.9%
Sysmiss		2955	
Warning: these figures indicate the number of cases found in the data file. They cannot be interpreted as summary statistics of the population of interest.			
# srs_recnt3_partnstatus: What is the HIV status of [name]? Third most recent partner			
Information	[Type= discrete] [Format=numeric] [Range= 0-93] [Missing=*]		
Statistics [NW/ W]	[Valid=39 /-] [Invalid=3025 /-]		

# srs_recnt3_partnstatus: What is the HIV status of [name]? Third most recent partner			
Value	Label	Cases	Percentage
0	Partner is Negative	33	<div><div></div></div> 84.6%
1	Partner is Positive	2	<div><div></div></div> 5.1%
93	Prefer not to answer	4	<div><div></div></div> 10.3%
Sysmiss		3025	
Warning: these figures indicate the number of cases found in the data file. They cannot be interpreted as summary statistics of the population of interest.			
# srs_recnt3_howknowstatus: How did you find out their HIV status? Third most recent partner			
Information	[Type= discrete] [Format=numeric] [Range= 1-96] [Missing=*]		
Statistics [NW/ W]	[Valid=39 /-] [Invalid=3025 /-]		
Value	Label	Cases	Percentage
1	Partner told me	15	<div><div></div></div> 38.5%
2	We tested together	13	<div><div></div></div> 33.3%
3	I saw/heard about the results another way	2	<div><div></div></div> 5.1%
5	I just know	2	<div><div></div></div> 5.1%
93	I prefer not to answer	5	<div><div></div></div> 12.8%
96	Other	2	<div><div></div></div> 5.1%
Sysmiss		3025	
Warning: these figures indicate the number of cases found in the data file. They cannot be interpreted as summary statistics of the population of interest.			
# srs_recnt3_knowstat_oth: Please specify details on other way you find out about the person's HIV status?			
Information	[Type= discrete] [Format=character] [Missing=*]		
Statistics [NW/ W]	[Valid=2 /-] [Invalid=0 /-]		
# srs_recnt3_partn_onart: Do you know if [name]is taking ART? Third most recent partner			
Information	[Type= discrete] [Format=numeric] [Range= 0-98] [Missing=*]		
Statistics [NW/ W]	[Valid=2 /-] [Invalid=3062 /-]		
Value	Label	Cases	Percentage
0	No, I have never had it	0	
1	Yes	1	<div><div></div></div> 50.0%
2	No	1	<div><div></div></div> 50.0%
3	Yes, but not sure about the exact age	0	
90	I am not sure	0	
93	Prefer not to answer	0	
95	Not had sex with this partner in the last 4 weeks	0	
97	N/A	0	
98	Don't know	0	
Sysmiss		3062	
Warning: these figures indicate the number of cases found in the data file. They cannot be interpreted as summary statistics of the population of interest.			
# srs_recnt3_knowyourhivstat: Does this person know your current HIV status?Third most recent partner			
Information	[Type= discrete] [Format=numeric] [Range= 0-98] [Missing=*]		
Statistics [NW/ W]	[Valid=109 /-] [Invalid=2955 /-]		
Value	Label	Cases	Percentage
0	No, I have never had it	0	
1	Yes	40	<div><div></div></div> 36.7%
2	No	52	<div><div></div></div> 47.7%

# srs_recnt3_knowyourhivstat: Does this person know your current HIV status?Third most recent partner			
Value	Label	Cases	Percentage
3	Yes, but not sure about the exact age	0	
90	I am not sure	0	
93	Prefer not to answer	13	<div><div></div></div> 11.9%
95	Not had sex with this partner in the last 4 weeks	0	
97	N/A	0	
98	Don't know	4	<div><div></div></div> 3.7%
Sysmiss		2955	
Warning: these figures indicate the number of cases found in the data file. They cannot be interpreted as summary statistics of the population of interest.			
# srs_recnt3_takeprep: During your relationship with [name] in the past year, did you take PrEP to prev			
Information	[Type= discrete] [Format=numeric] [Range= 0-98] [Missing=*]		
Statistics [NW/ W]	[Valid=109 /-] [Invalid=2955 /-]		
Value	Label	Cases	Percentage
0	No, I have never had it	0	
1	Yes	11	<div><div></div></div> 10.1%
2	No	81	<div><div></div></div> 74.3%
3	Yes, but not sure about the exact age	0	
90	I am not sure	0	
93	Prefer not to answer	12	<div><div></div></div> 11.0%
95	Not had sex with this partner in the last 4 weeks	0	
97	N/A	0	
98	Don't know	5	<div><div></div></div> 4.6%
Sysmiss		2955	
Warning: these figures indicate the number of cases found in the data file. They cannot be interpreted as summary statistics of the population of interest.			
# srs_recnt3_no_prepreas: Why did you decide not to take PrEP? Third most recent partner			
Information	[Type= discrete] [Format=numeric] [Range= 1-96] [Missing=*]		
Statistics [NW/ W]	[Valid=81 /-] [Invalid=2983 /-]		
Value	Label	Cases	Percentage
1	I do not know about it	67	<div><div></div></div> 82.7%
2	I do not feel that I need it	4	<div><div></div></div> 4.9%
3	I am worried about its side effects or safety	1	<div><div></div></div> 1.2%
4	It is inconvenient to go through the process at the clinic	0	
93	I prefer not to answer	7	<div><div></div></div> 8.6%
96	Other	2	<div><div></div></div> 2.5%
Sysmiss		2983	
Warning: these figures indicate the number of cases found in the data file. They cannot be interpreted as summary statistics of the population of interest.			
# srs_recnt3_no_prepoth: Please specify other reason for not taking PREP. Third most recent partner			
Information	[Type= discrete] [Format=character] [Missing=*]		
Statistics [NW/ W]	[Valid=2 /-] [Invalid=0 /-]		
# srs_recnt3_patnr_othsex: Over the past 12 months, during your relationships with X do you know or suspect			
Information	[Type= discrete] [Format=numeric] [Range= 1-98] [Missing=*]		
Statistics [NW/ W]	[Valid=109 /-] [Invalid=2955 /-]		

# srs_recnt3_patnr_othsex: Over the past 12 months, during your relationships with X do you know or suspect			
Value	Label	Cases	Percentage
1	Yes- I know with another spouse	4	<div><div></div></div> 3.7%
2	No, I know this partner did not have other partners	25	<div><div></div></div> 22.9%
3	Yes- I know with another partner or partners	18	<div><div></div></div> 16.5%
4	Yes- I believe there was another partner or partners	22	<div><div></div></div> 20.2%
93	Prefer not to answer	0	
98	Don't know	40	<div><div></div></div> 36.7%
Sysmiss		2955	
Warning: these figures indicate the number of cases found in the data file. They cannot be interpreted as summary statistics of the population of interest.			
# srs_recent1_agediff: Calculated age difference. Most recent partner			
Information	[Type= discrete] [Format=character] [Missing=*]		
Statistics [NW/ W]	[Valid=0 /-] [Invalid=0 /-]		
# srs_recent2_agediff: Calculated age difference. Second most recent partner			
Information	[Type= discrete] [Format=character] [Missing=*]		
Statistics [NW/ W]	[Valid=284 /-] [Invalid=0 /-]		
# srs_recent3_agediff: Calculated age difference. Third most recent partner			
Information	[Type= discrete] [Format=character] [Missing=*]		
Statistics [NW/ W]	[Valid=87 /-] [Invalid=0 /-]		
# srs_gems01: A woman's most important role is to take care of her home and cook for her famil			
Information	[Type= discrete] [Format=numeric] [Range= 1-93] [Missing=*]		
Statistics [NW/ W]	[Valid=2392 /-] [Invalid=672 /-]		
Value	Label	Cases	Percentage
1	Agree	1945	<div><div></div></div> 81.3%
2	Disagree	447	<div><div></div></div> 18.7%
93	Prefer not to answer	0	
Sysmiss		672	
Warning: these figures indicate the number of cases found in the data file. They cannot be interpreted as summary statistics of the population of interest.			
# srs_gems02: Changing nappies/diapers, giving the children a bath, and feeding the children a			
Information	[Type= discrete] [Format=numeric] [Range= 1-93] [Missing=*]		
Statistics [NW/ W]	[Valid=2392 /-] [Invalid=672 /-]		
Value	Label	Cases	Percentage
1	Agree	1660	<div><div></div></div> 69.4%
2	Disagree	732	<div><div></div></div> 30.6%
93	Prefer not to answer	0	
Sysmiss		672	
Warning: these figures indicate the number of cases found in the data file. They cannot be interpreted as summary statistics of the population of interest.			
# srs_gems03: A man should have the final word about decisions in the home			
Information	[Type= discrete] [Format=numeric] [Range= 1-93] [Missing=*]		
Statistics [NW/ W]	[Valid=2392 /-] [Invalid=672 /-]		
Value	Label	Cases	Percentage
1	Agree	1592	<div><div></div></div> 66.6%
2	Disagree	800	<div><div></div></div> 33.4%

# srs_gems03: A man should have the final word about decisions in the home			
Value	Label	Cases	Percentage
93	Prefer not to answer	0	
Sysmiss		672	
Warning: these figures indicate the number of cases found in the data file. They cannot be interpreted as summary statistics of the population of interest.			
# srs_gems04: It is important that a father is present in the lives of his children, even if h			
Information	[Type= discrete] [Format=numeric] [Range= 1-93] [Missing=*]		
Statistics [NW/ W]	[Valid=2392 /-] [Invalid=672 /-]		
Value	Label	Cases	Percentage
1	Agree	2252	<div></div> 94.1%
2	Disagree	140	<div></div> 5.9%
93	Prefer not to answer	0	
Sysmiss		672	
Warning: these figures indicate the number of cases found in the data file. They cannot be interpreted as summary statistics of the population of interest.			
# srs_gems05: The husband should decide to buy the major household items			
Information	[Type= discrete] [Format=numeric] [Range= 1-93] [Missing=*]		
Statistics [NW/ W]	[Valid=2391 /-] [Invalid=673 /-]		
Value	Label	Cases	Percentage
1	Agree	1448	<div></div> 60.6%
2	Disagree	943	<div></div> 39.4%
93	Prefer not to answer	0	
Sysmiss		673	
Warning: these figures indicate the number of cases found in the data file. They cannot be interpreted as summary statistics of the population of interest.			
# srs_gems06: A woman should obey her husband in all things			
Information	[Type= discrete] [Format=numeric] [Range= 1-93] [Missing=*]		
Statistics [NW/ W]	[Valid=2391 /-] [Invalid=673 /-]		
Value	Label	Cases	Percentage
1	Agree	1843	<div></div> 77.1%
2	Disagree	548	<div></div> 22.9%
93	Prefer not to answer	0	
Sysmiss		673	
Warning: these figures indicate the number of cases found in the data file. They cannot be interpreted as summary statistics of the population of interest.			
# srs_gems07: Males and females have an equal right to finish school			
Information	[Type= discrete] [Format=numeric] [Range= 1-93] [Missing=*]		
Statistics [NW/ W]	[Valid=2390 /-] [Invalid=674 /-]		
Value	Label	Cases	Percentage
1	Agree	2174	<div></div> 91.0%
2	Disagree	216	<div></div> 9.0%
93	Prefer not to answer	0	
Sysmiss		674	
Warning: these figures indicate the number of cases found in the data file. They cannot be interpreted as summary statistics of the population of interest.			
# srs_gems08: Females should have their own source of income			
Information	[Type= discrete] [Format=numeric] [Range= 1-93] [Missing=*]		
Statistics [NW/ W]	[Valid=2391 /-] [Invalid=673 /-]		

# srs_gems08: Females should have their own source of income			
Value	Label	Cases	Percentage
1	Agree	1927	<div><div></div></div> 80.6%
2	Disagree	464	<div><div></div></div> 19.4%
93	Prefer not to answer	0	
Sysmiss		673	
Warning: these figures indicate the number of cases found in the data file. They cannot be interpreted as summary statistics of the population of interest.			
# srs_gems09: It is the man who decides what type of sex to have			
Information	[Type= discrete] [Format=numeric] [Range= 1-93] [Missing=*]		
Statistics [NW/ W]	[Valid=2392 /-] [Invalid=672 /-]		
Value	Label	Cases	Percentage
1	Agree	889	<div><div></div></div> 37.2%
2	Disagree	1503	<div><div></div></div> 62.8%
93	Prefer not to answer	0	
Sysmiss		672	
Warning: these figures indicate the number of cases found in the data file. They cannot be interpreted as summary statistics of the population of interest.			
# srs_gems10: Men need sex more than women do			
Information	[Type= discrete] [Format=numeric] [Range= 1-93] [Missing=*]		
Statistics [NW/ W]	[Valid=2391 /-] [Invalid=673 /-]		
Value	Label	Cases	Percentage
1	Agree	1076	<div><div></div></div> 45.0%
2	Disagree	1315	<div><div></div></div> 55.0%
93	Prefer not to answer	0	
Sysmiss		673	
Warning: these figures indicate the number of cases found in the data file. They cannot be interpreted as summary statistics of the population of interest.			
# srs_gems11: You don't talk about sex, you just do it			
Information	[Type= discrete] [Format=numeric] [Range= 1-93] [Missing=*]		
Statistics [NW/ W]	[Valid=2391 /-] [Invalid=673 /-]		
Value	Label	Cases	Percentage
1	Agree	698	<div><div></div></div> 29.2%
2	Disagree	1693	<div><div></div></div> 70.8%
93	Prefer not to answer	0	
Sysmiss		673	
Warning: these figures indicate the number of cases found in the data file. They cannot be interpreted as summary statistics of the population of interest.			
# srs_gems12: Men are always ready to have sex			
Information	[Type= discrete] [Format=numeric] [Range= 1-93] [Missing=*]		
Statistics [NW/ W]	[Valid=2390 /-] [Invalid=674 /-]		
Value	Label	Cases	Percentage
1	Agree	1062	<div><div></div></div> 44.4%
2	Disagree	1328	<div><div></div></div> 55.6%
93	Prefer not to answer	0	
Sysmiss		674	
Warning: these figures indicate the number of cases found in the data file. They cannot be interpreted as summary statistics of the population of interest.			

# srs_gems13: A man should know what his partner likes during sex			
Information	[Type= discrete] [Format=numeric] [Range= 1-93] [Missing=*]		
Statistics [NW/ W]	[Valid=2392 /-] [Invalid=672 /-]		
Value	Label	Cases	Percentage
1	Agree	2042	<div><div></div></div> 85.4%
2	Disagree	350	<div><div></div></div> 14.6%
93	Prefer not to answer	0	
Sysmiss		672	
Warning: these figures indicate the number of cases found in the data file. They cannot be interpreted as summary statistics of the population of interest.			
# srs_gems14: A woman who has sex before she marries does not deserve respect			
Information	[Type= discrete] [Format=numeric] [Range= 1-93] [Missing=*]		
Statistics [NW/ W]	[Valid=2392 /-] [Invalid=672 /-]		
Value	Label	Cases	Percentage
1	Agree	775	<div><div></div></div> 32.4%
2	Disagree	1617	<div><div></div></div> 67.6%
93	Prefer not to answer	0	
Sysmiss		672	
Warning: these figures indicate the number of cases found in the data file. They cannot be interpreted as summary statistics of the population of interest.			
# srs_gems15: A woman should not initiate sex			
Information	[Type= discrete] [Format=numeric] [Range= 1-93] [Missing=*]		
Statistics [NW/ W]	[Valid=2390 /-] [Invalid=674 /-]		
Value	Label	Cases	Percentage
1	Agree	857	<div><div></div></div> 35.9%
2	Disagree	1533	<div><div></div></div> 64.1%
93	Prefer not to answer	0	
Sysmiss		674	
Warning: these figures indicate the number of cases found in the data file. They cannot be interpreted as summary statistics of the population of interest.			
# srs_gems16: Women who carry condoms are "easy"			
Information	[Type= discrete] [Format=numeric] [Range= 1-93] [Missing=*]		
Statistics [NW/ W]	[Valid=2391 /-] [Invalid=673 /-]		
Value	Label	Cases	Percentage
1	Agree	939	<div><div></div></div> 39.3%
2	Disagree	1452	<div><div></div></div> 60.7%
93	Prefer not to answer	0	
Sysmiss		673	
Warning: these figures indicate the number of cases found in the data file. They cannot be interpreted as summary statistics of the population of interest.			
# srs_gems17: It is a woman's responsibility to avoid getting pregnant			
Information	[Type= discrete] [Format=numeric] [Range= 1-93] [Missing=*]		
Statistics [NW/ W]	[Valid=2391 /-] [Invalid=673 /-]		
Value	Label	Cases	Percentage
1	Agree	1521	<div><div></div></div> 63.6%
2	Disagree	870	<div><div></div></div> 36.4%
93	Prefer not to answer	0	
Sysmiss		673	

# srs_gems17: It is a woman's responsibility to avoid getting pregnant			
Warning: these figures indicate the number of cases found in the data file. They cannot be interpreted as summary statistics of the population of interest.			
# srs_gems18: A couple should decide together if they want to have children			
Information	[Type= discrete] [Format=numeric] [Range= 1-93] [Missing=*]		
Statistics [NW/ W]	[Valid=2392 /-] [Invalid=672 /-]		
Value	Label	Cases	Percentage
1	Agree	2187	<div><div></div></div> 91.4%
2	Disagree	205	<div><div></div></div> 8.6%
93	Prefer not to answer	0	
Sysmiss		672	
Warning: these figures indicate the number of cases found in the data file. They cannot be interpreted as summary statistics of the population of interest.			
# srs_gems19: In my opinion, a woman can suggest using condoms just like a man can			
Information	[Type= discrete] [Format=numeric] [Range= 1-93] [Missing=*]		
Statistics [NW/ W]	[Valid=2389 /-] [Invalid=675 /-]		
Value	Label	Cases	Percentage
1	Agree	2012	<div><div></div></div> 84.2%
2	Disagree	377	<div><div></div></div> 15.8%
93	Prefer not to answer	0	
Sysmiss		675	
Warning: these figures indicate the number of cases found in the data file. They cannot be interpreted as summary statistics of the population of interest.			
# srs_gems20: If a man gets a woman pregnant, the child is the responsibility of both			
Information	[Type= discrete] [Format=numeric] [Range= 1-93] [Missing=*]		
Statistics [NW/ W]	[Valid=2391 /-] [Invalid=673 /-]		
Value	Label	Cases	Percentage
1	Agree	2164	<div><div></div></div> 90.5%
2	Disagree	227	<div><div></div></div> 9.5%
93	Prefer not to answer	0	
Sysmiss		673	
Warning: these figures indicate the number of cases found in the data file. They cannot be interpreted as summary statistics of the population of interest.			
# srs_gems21: A man and a woman should decide together what type of contraceptive to use			
Information	[Type= discrete] [Format=numeric] [Range= 1-93] [Missing=*]		
Statistics [NW/ W]	[Valid=2391 /-] [Invalid=673 /-]		
Value	Label	Cases	Percentage
1	Agree	2079	<div><div></div></div> 87.0%
2	Disagree	312	<div><div></div></div> 13.0%
93	Prefer not to answer	0	
Sysmiss		673	
Warning: these figures indicate the number of cases found in the data file. They cannot be interpreted as summary statistics of the population of interest.			
# srs_gems22: Only when a woman has a child is she a real woman			
Information	[Type= discrete] [Format=numeric] [Range= 1-93] [Missing=*]		
Statistics [NW/ W]	[Valid=2391 /-] [Invalid=673 /-]		
Value	Label	Cases	Percentage
1	Agree	672	<div><div></div></div> 28.1%
2	Disagree	1719	<div><div></div></div> 71.9%

# srs_gems22: Only when a woman has a child is she a real woman			
Value	Label	Cases	Percentage
93	Prefer not to answer	0	
Sysmiss		673	
Warning: these figures indicate the number of cases found in the data file. They cannot be interpreted as summary statistics of the population of interest.			
# srs_gems23: A real man produces a male child			
Information	[Type= discrete] [Format=numeric] [Range= 1-93] [Missing=*]		
Statistics [NW/ W]	[Valid=2392 /-] [Invalid=672 /-]		
Value	Label	Cases	Percentage
1	Agree	488	<div><div></div></div> 20.4%
2	Disagree	1904	<div><div></div></div> 79.6%
93	Prefer not to answer	0	
Sysmiss		672	
Warning: these figures indicate the number of cases found in the data file. They cannot be interpreted as summary statistics of the population of interest.			
# srs_gems24: A man and woman should decide together whether to use a condom			
Information	[Type= discrete] [Format=numeric] [Range= 1-93] [Missing=*]		
Statistics [NW/ W]	[Valid=2390 /-] [Invalid=674 /-]		
Value	Label	Cases	Percentage
1	Agree	2010	<div><div></div></div> 84.1%
2	Disagree	380	<div><div></div></div> 15.9%
93	Prefer not to answer	0	
Sysmiss		674	
Warning: these figures indicate the number of cases found in the data file. They cannot be interpreted as summary statistics of the population of interest.			
# srs_gems25: There are times when a woman deserves to be beaten			
Information	[Type= discrete] [Format=numeric] [Range= 1-93] [Missing=*]		
Statistics [NW/ W]	[Valid=2391 /-] [Invalid=673 /-]		
Value	Label	Cases	Percentage
1	Agree	392	<div><div></div></div> 16.4%
2	Disagree	1999	<div><div></div></div> 83.6%
93	Prefer not to answer	0	
Sysmiss		673	
Warning: these figures indicate the number of cases found in the data file. They cannot be interpreted as summary statistics of the population of interest.			
# srs_gems26: A woman should tolerate violence in order to keep her family together			
Information	[Type= discrete] [Format=numeric] [Range= 1-93] [Missing=*]		
Statistics [NW/ W]	[Valid=2392 /-] [Invalid=672 /-]		
Value	Label	Cases	Percentage
1	Agree	771	<div><div></div></div> 32.2%
2	Disagree	1621	<div><div></div></div> 67.8%
93	Prefer not to answer	0	
Sysmiss		672	
Warning: these figures indicate the number of cases found in the data file. They cannot be interpreted as summary statistics of the population of interest.			
# srs_gems27: If a woman cheats on a man, it is okay for him to hit her			
Information	[Type= discrete] [Format=numeric] [Range= 1-93] [Missing=*]		
Statistics [NW/ W]	[Valid=2392 /-] [Invalid=672 /-]		

# srs_gems27: If a woman cheats on a man, it is okay for him to hit her			
Value	Label	Cases	Percentage
1	Agree	634	<div><div></div></div> 26.5%
2	Disagree	1758	<div><div></div></div> 73.5%
93	Prefer not to answer	0	
Sysmiss		672	
Warning: these figures indicate the number of cases found in the data file. They cannot be interpreted as summary statistics of the population of interest.			
# srs_gems28: If someone insults a man he should defend his reputation with force if he has to			
Information	[Type= discrete] [Format=numeric] [Range= 1-93] [Missing=*]		
Statistics [NW/ W]	[Valid=2391 /-] [Invalid=673 /-]		
Value	Label	Cases	Percentage
1	Agree	754	<div><div></div></div> 31.5%
2	Disagree	1637	<div><div></div></div> 68.5%
93	Prefer not to answer	0	
Sysmiss		673	
Warning: these figures indicate the number of cases found in the data file. They cannot be interpreted as summary statistics of the population of interest.			
# srs_gems29: It is okay for a man to hit his wife if she won't have sex with him.			
Information	[Type= discrete] [Format=numeric] [Range= 1-93] [Missing=*]		
Statistics [NW/ W]	[Valid=2390 /-] [Invalid=674 /-]		
Value	Label	Cases	Percentage
1	Agree	185	<div><div></div></div> 7.7%
2	Disagree	2205	<div><div></div></div> 92.3%
93	Prefer not to answer	0	
Sysmiss		674	
Warning: these figures indicate the number of cases found in the data file. They cannot be interpreted as summary statistics of the population of interest.			
# srs_gems30: A man using violence against his sexual partner is a private matter that shouldn			
Information	[Type= discrete] [Format=numeric] [Range= 1-93] [Missing=*]		
Statistics [NW/ W]	[Valid=2392 /-] [Invalid=672 /-]		
Value	Label	Cases	Percentage
1	Agree	670	<div><div></div></div> 28.0%
2	Disagree	1722	<div><div></div></div> 72.0%
93	Prefer not to answer	0	
Sysmiss		672	
Warning: these figures indicate the number of cases found in the data file. They cannot be interpreted as summary statistics of the population of interest.			
# srs_female_violence_0: Has any male ever done any of the following things to you:			
Information	[Type= discrete] [Format=numeric] [Range= 0-16] [Missing=*]		
Statistics [NW/ W]	[Valid=36 /-] [Invalid=3028 /-]		
Value	Label	Cases	Percentage
0	Say or do something to humiliate you in front of others?	36	<div><div></div></div> 100.0%
2	No	0	
3	Threaten to hurt or harm you or someone close to you?	0	
4	Insult you or make you feel bad about yourself?	0	
5	Push you, shake you, or throw something at you	0	
6	Slap you	0	

**# srs\_female\_violence\_0: Has any male ever done any of the following things to you:**

Value	Label	Cases	Percentage
7	Twist your arm or pull your hair	0	
8	Punch you with his fist or something that could hurt you	0	
9	Kick you, drag you, or beat you up	0	
10	Try to choke you or burn you on purpose	0	
11	Threatened to attack you with a knife or other weapon	0	
12	Attacked you with a weapon	0	
13	Touched you in a sexual way (e.g. kissing, grabbing, or fondling), when you did not want them to	0	
14	Try to have sexual intercourse with you when you did not want to but did not succeed	0	
15	Physically forced you to have sexual intercourse even when you did not want to	0	
16	Forced you to perform sexual acts when you did not want to	0	
Sysmiss		3028	

*Warning: these figures indicate the number of cases found in the data file. They cannot be interpreted as summary statistics of the population of interest.*

# srs_female_violence_10: Has any male ever done any of the following things to you:			
Information	[Type= discrete] [Format=numeric] [Range= 0-16] [Missing=*]		
Statistics [NW/ W]	[Valid=6 /-] [Invalid=3058 /-]		
Value	Label	Cases	Percentage
0	Say or do something to humiliate you in front of others?	0	
2	No	0	
3	Threaten to hurt or harm you or someone close to you?	0	
4	Insult you or make you feel bad about yourself?	0	
5	Push you, shake you, or throw something at you	0	
6	Slap you	0	
7	Twist your arm or pull your hair	0	
8	Punch you with his fist or something that could hurt you	0	
9	Kick you, drag you, or beat you up	0	
10	Try to choke you or burn you on purpose	6	100.0%
11	Threatened to attack you with a knife or other weapon	0	
12	Attacked you with a weapon	0	
13	Touched you in a sexual way (e.g. kissing, grabbing, or fondling), when you did not want them to	0	
14	Try to have sexual intercourse with you when you did not want to but did not succeed	0	
15	Physically forced you to have sexual intercourse even when you did not want to	0	
16	Forced you to perform sexual acts when you did not want to	0	
Sysmiss		3058	
Warning: these figures indicate the number of cases found in the data file. They cannot be interpreted as summary statistics of the population of interest.			
# srs_female_violence_11: Has any male ever done any of the following things to you:			
Information	[Type= discrete] [Format=numeric] [Range= 0-16] [Missing=*]		
Statistics [NW/ W]	[Valid=7 /-] [Invalid=3057 /-]		
Value	Label	Cases	Percentage
0	Say or do something to humiliate you in front of others?	0	
2	No	0	
3	Threaten to hurt or harm you or someone close to you?	0	
4	Insult you or make you feel bad about yourself?	0	
5	Push you, shake you, or throw something at you	0	
6	Slap you	0	
7	Twist your arm or pull your hair	0	
8	Punch you with his fist or something that could hurt you	0	
9	Kick you, drag you, or beat you up	0	
10	Try to choke you or burn you on purpose	0	
11	Threatened to attack you with a knife or other weapon	7	100.0%
12	Attacked you with a weapon	0	
13	Touched you in a sexual way (e.g. kissing, grabbing, or fondling), when you did not want them to	0	
14	Try to have sexual intercourse with you when you did not want to but did not succeed	0	
15	Physically forced you to have sexual intercourse even when you did not want to	0	
16	Forced you to perform sexual acts when you did not want to	0	

# srs_female_violence_11: Has any male ever done any of the following things to you:			
Value	Label	Cases	Percentage
Sysmiss		3057	
Warning: these figures indicate the number of cases found in the data file. They cannot be interpreted as summary statistics of the population of interest.			
# srs_female_violence_12: Has any male ever done any of the following things to you:			
Information	[Type= discrete] [Format=numeric] [Range= 0-16] [Missing=*]		
Statistics [NW/ W]	[Valid=8 /-] [Invalid=3056 /-]		
Value	Label	Cases	Percentage
0	Say or do something to humiliate you in front of others?	0	
2	No	0	
3	Threaten to hurt or harm you or someone close to you?	0	
4	Insult you or make you feel bad about yourself?	0	
5	Push you, shake you, or throw something at you	0	
6	Slap you	0	
7	Twist your arm or pull your hair	0	
8	Punch you with his fist or something that could hurt you	0	
9	Kick you, drag you, or beat you up	0	
10	Try to choke you or burn you on purpose	0	
11	Threatened to attack you with a knife or other weapon	0	
12	Attacked you with a weapon	8	100.0%
13	Touched you in a sexual way (e.g. kissing, grabbing, or fondling), when you did not want them to	0	
14	Try to have sexual intercourse with you when you did not want to but did not succeed	0	
15	Physically forced you to have sexual intercourse even when you did not want to	0	
16	Forced you to perform sexual acts when you did not want to	0	
Sysmiss		3056	
Warning: these figures indicate the number of cases found in the data file. They cannot be interpreted as summary statistics of the population of interest.			
# srs_female_violence_13: Has any male ever done any of the following things to you:			
Information	[Type= discrete] [Format=numeric] [Range= 0-16] [Missing=*]		
Statistics [NW/ W]	[Valid=7 /-] [Invalid=3057 /-]		
Value	Label	Cases	Percentage
0	Say or do something to humiliate you in front of others?	0	
2	No	0	
3	Threaten to hurt or harm you or someone close to you?	0	
4	Insult you or make you feel bad about yourself?	0	
5	Push you, shake you, or throw something at you	0	
6	Slap you	0	
7	Twist your arm or pull your hair	0	
8	Punch you with his fist or something that could hurt you	0	
9	Kick you, drag you, or beat you up	0	
10	Try to choke you or burn you on purpose	0	
11	Threatened to attack you with a knife or other weapon	0	
12	Attacked you with a weapon	0	
13	Touched you in a sexual way (e.g. kissing, grabbing, or fondling), when you did not want them to	7	100.0%

# srs_female_violence_13: Has any male ever done any of the following things to you:			
Value	Label	Cases	Percentage
14	Try to have sexual intercourse with you when you did not want to but did not succeed	0	
15	Physically forced you to have sexual intercourse even when you did not want to	0	
16	Forced you to perform sexual acts when you did not want to	0	
Sysmiss		3057	
Warning: these figures indicate the number of cases found in the data file. They cannot be interpreted as summary statistics of the population of interest.			
# srs_female_violence_14: Has any male ever done any of the following things to you:			
Information		[Type= discrete] [Format=numeric] [Range= 0-16] [Missing=*]	
Statistics [NW/ W]		[Valid=10 /-] [Invalid=3054 /-]	
Value	Label	Cases	Percentage
0	Say or do something to humiliate you in front of others?	0	<div><div></div></div> 100.0%
2	No	0	
3	Threaten to hurt or harm you or someone close to you?	0	
4	Insult you or make you feel bad about yourself?	0	
5	Push you, shake you, or throw something at you	0	
6	Slap you	0	
7	Twist your arm or pull your hair	0	
8	Punch you with his fist or something that could hurt you	0	
9	Kick you, drag you, or beat you up	0	
10	Try to choke you or burn you on purpose	0	
11	Threatened to attack you with a knife or other weapon	0	
12	Attacked you with a weapon	0	
13	Touched you in a sexual way (e.g. kissing, grabbing, or fondling), when you did not want them to	0	
14	Try to have sexual intercourse with you when you did not want to but did not succeed	10	
15	Physically forced you to have sexual intercourse even when you did not want to	0	
16	Forced you to perform sexual acts when you did not want to	0	
Sysmiss		3054	
Warning: these figures indicate the number of cases found in the data file. They cannot be interpreted as summary statistics of the population of interest.			
# srs_female_violence_15: Has any male ever done any of the following things to you:			
Information		[Type= discrete] [Format=numeric] [Range= 0-16] [Missing=*]	
Statistics [NW/ W]		[Valid=10 /-] [Invalid=3054 /-]	
Value	Label	Cases	Percentage
0	Say or do something to humiliate you in front of others?	0	
2	No	0	
3	Threaten to hurt or harm you or someone close to you?	0	
4	Insult you or make you feel bad about yourself?	0	
5	Push you, shake you, or throw something at you	0	
6	Slap you	0	
7	Twist your arm or pull your hair	0	
8	Punch you with his fist or something that could hurt you	0	
9	Kick you, drag you, or beat you up	0	

# srs_female_violence_15: Has any male ever done any of the following things to you:			
Value	Label	Cases	Percentage
10	Try to choke you or burn you on purpose	0	
11	Threatened to attack you with a knife or other weapon	0	
12	Attacked you with a weapon	0	
13	Touched you in a sexual way (e.g. kissing, grabbing, or fondling), when you did not want them to	0	
14	Try to have sexual intercourse with you when you did not want to but did not succeed	0	
15	Physically forced you to have sexual intercourse even when you did not want to	10	<div></div> 100.0%
16	Forced you to perform sexual acts when you did not want to	0	
Sysmiss		3054	
Warning: these figures indicate the number of cases found in the data file. They cannot be interpreted as summary statistics of the population of interest.			
# srs_female_violence_16: Has any male ever done any of the following things to you:			
Information	[Type= discrete] [Format=numeric] [Range= 0-16] [Missing=*]		
Statistics [NW/ W]	[Valid=7 /-] [Invalid=3057 /-]		
Value	Label	Cases	Percentage
0	Say or do something to humiliate you in front of others?	0	
2	No	0	
3	Threaten to hurt or harm you or someone close to you?	0	
4	Insult you or make you feel bad about yourself?	0	
5	Push you, shake you, or throw something at you	0	
6	Slap you	0	
7	Twist your arm or pull your hair	0	
8	Punch you with his fist or something that could hurt you	0	
9	Kick you, drag you, or beat you up	0	
10	Try to choke you or burn you on purpose	0	
11	Threatened to attack you with a knife or other weapon	0	
12	Attacked you with a weapon	0	
13	Touched you in a sexual way (e.g. kissing, grabbing, or fondling), when you did not want them to	0	
14	Try to have sexual intercourse with you when you did not want to but did not succeed	0	
15	Physically forced you to have sexual intercourse even when you did not want to	0	
16	Forced you to perform sexual acts when you did not want to	7	<div></div> 100.0%
Sysmiss		3057	
Warning: these figures indicate the number of cases found in the data file. They cannot be interpreted as summary statistics of the population of interest.			
# srs_female_violence_2: Has any male ever done any of the following things to you:			
Information	[Type= discrete] [Format=numeric] [Range= 0-16] [Missing=*]		
Statistics [NW/ W]	[Valid=333 /-] [Invalid=2731 /-]		
Value	Label	Cases	Percentage
0	Say or do something to humiliate you in front of others?	0	
2	No	333	<div></div> 100.0%
3	Threaten to hurt or harm you or someone close to you?	0	
4	Insult you or make you feel bad about yourself?	0	
5	Push you, shake you, or throw something at you	0	

# srs_female_violence_2: Has any male ever done any of the following things to you:			
Value	Label	Cases	Percentage
6	Slap you	0	
7	Twist your arm or pull your hair	0	
8	Punch you with his fist or something that could hurt you	0	
9	Kick you, drag you, or beat you up	0	
10	Try to choke you or burn you on purpose	0	
11	Threatened to attack you with a knife or other weapon	0	
12	Attacked you with a weapon	0	
13	Touched you in a sexual way (e.g. kissing, grabbing, or fondling), when you did not want them to	0	
14	Try to have sexual intercourse with you when you did not want to but did not succeed	0	
15	Physically forced you to have sexual intercourse even when you did not want to	0	
16	Forced you to perform sexual acts when you did not want to	0	
Sysmiss		2731	
Warning: these figures indicate the number of cases found in the data file. They cannot be interpreted as summary statistics of the population of interest.			
# srs_female_violence_3: Has any male ever done any of the following things to you:			
Information	[Type= discrete] [Format=numeric] [Range= 0-16] [Missing=*]		
Statistics [NW/ W]	[Valid=26 /-] [Invalid=3038 /-]		
Value	Label	Cases	Percentage
0	Say or do something to humiliate you in front of others?	0	
2	No	0	
3	Threaten to hurt or harm you or someone close to you?	26	100.0%
4	Insult you or make you feel bad about yourself?	0	
5	Push you, shake you, or throw something at you	0	
6	Slap you	0	
7	Twist your arm or pull your hair	0	
8	Punch you with his fist or something that could hurt you	0	
9	Kick you, drag you, or beat you up	0	
10	Try to choke you or burn you on purpose	0	
11	Threatened to attack you with a knife or other weapon	0	
12	Attacked you with a weapon	0	
13	Touched you in a sexual way (e.g. kissing, grabbing, or fondling), when you did not want them to	0	
14	Try to have sexual intercourse with you when you did not want to but did not succeed	0	
15	Physically forced you to have sexual intercourse even when you did not want to	0	
16	Forced you to perform sexual acts when you did not want to	0	
Sysmiss		3038	
Warning: these figures indicate the number of cases found in the data file. They cannot be interpreted as summary statistics of the population of interest.			
# srs_female_violence_4: Has any male ever done any of the following things to you:			
Information	[Type= discrete] [Format=numeric] [Range= 0-16] [Missing=*]		
Statistics [NW/ W]	[Valid=43 /-] [Invalid=3021 /-]		
Value	Label	Cases	Percentage
0	Say or do something to humiliate you in front of others?	0	

#### # srs\_female\_violence\_4: Has any male ever done any of the following things to you:

Value	Label	Cases	Percentage
2	No	0	
3	Threaten to hurt or harm you or someone close to you?	0	
4	Insult you or make you feel bad about yourself?	43	100.0%
5	Push you, shake you, or throw something at you	0	
6	Slap you	0	
7	Twist your arm or pull your hair	0	
8	Punch you with his fist or something that could hurt you	0	
9	Kick you, drag you, or beat you up	0	
10	Try to choke you or burn you on purpose	0	
11	Threatened to attack you with a knife or other weapon	0	
12	Attacked you with a weapon	0	
13	Touched you in a sexual way (e.g. kissing, grabbing, or fondling), when you did not want them to	0	
14	Try to have sexual intercourse with you when you did not want to but did not succeed	0	
15	Physically forced you to have sexual intercourse even when you did not want to	0	
16	Forced you to perform sexual acts when you did not want to	0	
Sysmiss		3021	

Warning: these figures indicate the number of cases found in the data file. They cannot be interpreted as summary statistics of the population of interest.

#### # srs\_female\_violence\_5: Has any male ever done any of the following things to you:

Information	[Type= discrete] [Format=numeric] [Range= 0-16] [Missing=*]		
Statistics [NW/ W]	[Valid=11 /-] [Invalid=3053 /-]		
Value	Label	Cases	Percentage
0	Say or do something to humiliate you in front of others?	0	
2	No	0	
3	Threaten to hurt or harm you or someone close to you?	0	
4	Insult you or make you feel bad about yourself?	0	
5	Push you, shake you, or throw something at you	11	100.0%
6	Slap you	0	
7	Twist your arm or pull your hair	0	
8	Punch you with his fist or something that could hurt you	0	
9	Kick you, drag you, or beat you up	0	
10	Try to choke you or burn you on purpose	0	
11	Threatened to attack you with a knife or other weapon	0	
12	Attacked you with a weapon	0	
13	Touched you in a sexual way (e.g. kissing, grabbing, or fondling), when you did not want them to	0	
14	Try to have sexual intercourse with you when you did not want to but did not succeed	0	
15	Physically forced you to have sexual intercourse even when you did not want to	0	
16	Forced you to perform sexual acts when you did not want to	0	
Sysmiss		3053	

Warning: these figures indicate the number of cases found in the data file. They cannot be interpreted as summary statistics of the population of interest.

# srs_female_violence_6: Has any male ever done any of the following things to you:			
Information		[Type= discrete] [Format=numeric] [Range= 0-16] [Missing=*]	
Statistics [NW/ W]		[Valid=46 /-] [Invalid=3018 /-]	
Value	Label	Cases	Percentage
0	Say or do something to humiliate you in front of others?	0	
2	No	0	
3	Threaten to hurt or harm you or someone close to you?	0	
4	Insult you or make you feel bad about yourself?	0	
5	Push you, shake you, or throw something at you	0	
6	Slap you	46	100.0%
7	Twist your arm or pull your hair	0	
8	Punch you with his fist or something that could hurt you	0	
9	Kick you, drag you, or beat you up	0	
10	Try to choke you or burn you on purpose	0	
11	Threatened to attack you with a knife or other weapon	0	
12	Attacked you with a weapon	0	
13	Touched you in a sexual way (e.g. kissing, grabbing, or fondling), when you did not want them to	0	
14	Try to have sexual intercourse with you when you did not want to but did not succeed	0	
15	Physically forced you to have sexual intercourse even when you did not want to	0	
16	Forced you to perform sexual acts when you did not want to	0	
Sysmiss		3018	
Warning: these figures indicate the number of cases found in the data file. They cannot be interpreted as summary statistics of the population of interest.			
# srs_female_violence_7: Has any male ever done any of the following things to you:			
Information		[Type= discrete] [Format=numeric] [Range= 0-16] [Missing=*]	
Statistics [NW/ W]		[Valid=14 /-] [Invalid=3050 /-]	
Value	Label	Cases	Percentage
0	Say or do something to humiliate you in front of others?	0	
2	No	0	
3	Threaten to hurt or harm you or someone close to you?	0	
4	Insult you or make you feel bad about yourself?	0	
5	Push you, shake you, or throw something at you	0	
6	Slap you	0	
7	Twist your arm or pull your hair	14	100.0%
8	Punch you with his fist or something that could hurt you	0	
9	Kick you, drag you, or beat you up	0	
10	Try to choke you or burn you on purpose	0	
11	Threatened to attack you with a knife or other weapon	0	
12	Attacked you with a weapon	0	
13	Touched you in a sexual way (e.g. kissing, grabbing, or fondling), when you did not want them to	0	
14	Try to have sexual intercourse with you when you did not want to but did not succeed	0	
15	Physically forced you to have sexual intercourse even when you did not want to	0	
16	Forced you to perform sexual acts when you did not want to	0	

# srs_female_violence_7: Has any male ever done any of the following things to you:			
Value	Label	Cases	Percentage
Sysmiss		3050	
Warning: these figures indicate the number of cases found in the data file. They cannot be interpreted as summary statistics of the population of interest.			
# srs_female_violence_8: Has any male ever done any of the following things to you:			
Information	[Type= discrete] [Format=numeric] [Range= 0-16] [Missing=*]		
Statistics [NW/ W]	[Valid=9 /-] [Invalid=3055 /-]		
Value	Label	Cases	Percentage
0	Say or do something to humiliate you in front of others?	0	
2	No	0	
3	Threaten to hurt or harm you or someone close to you?	0	
4	Insult you or make you feel bad about yourself?	0	
5	Push you, shake you, or throw something at you	0	
6	Slap you	0	
7	Twist your arm or pull your hair	0	
8	Punch you with his fist or something that could hurt you	9	100.0%
9	Kick you, drag you, or beat you up	0	
10	Try to choke you or burn you on purpose	0	
11	Threatened to attack you with a knife or other weapon	0	
12	Attacked you with a weapon	0	
13	Touched you in a sexual way (e.g. kissing, grabbing, or fondling), when you did not want them to	0	
14	Try to have sexual intercourse with you when you did not want to but did not succeed	0	
15	Physically forced you to have sexual intercourse even when you did not want to	0	
16	Forced you to perform sexual acts when you did not want to	0	
Sysmiss		3055	
Warning: these figures indicate the number of cases found in the data file. They cannot be interpreted as summary statistics of the population of interest.			
# srs_female_violence_9: Has any male ever done any of the following things to you:			
Information	[Type= discrete] [Format=numeric] [Range= 0-16] [Missing=*]		
Statistics [NW/ W]	[Valid=18 /-] [Invalid=3046 /-]		
Value	Label	Cases	Percentage
0	Say or do something to humiliate you in front of others?	0	
2	No	0	
3	Threaten to hurt or harm you or someone close to you?	0	
4	Insult you or make you feel bad about yourself?	0	
5	Push you, shake you, or throw something at you	0	
6	Slap you	0	
7	Twist your arm or pull your hair	0	
8	Punch you with his fist or something that could hurt you	0	
9	Kick you, drag you, or beat you up	18	100.0%
10	Try to choke you or burn you on purpose	0	
11	Threatened to attack you with a knife or other weapon	0	
12	Attacked you with a weapon	0	
13	Touched you in a sexual way (e.g. kissing, grabbing, or fondling), when you did not want them to	0	

# srs_female_violence_9: Has any male ever done any of the following things to you:				
Value	Label	Cases	Percentage	
14	Try to have sexual intercourse with you when you did not want to but did not succeed	0		
15	Physically forced you to have sexual intercourse even when you did not want to	0		
16	Forced you to perform sexual acts when you did not want to	0		
Sysmiss		3046		
Warning: these figures indicate the number of cases found in the data file. They cannot be interpreted as summary statistics of the population of interest.				
# srs_female_violen_12mths_0: Has any male done any of the following things to you in the last 12 months:				
Information	[Type= discrete] [Format=numeric] [Range= 0-16] [Missing=*]			
Statistics [NW/ W]	[Valid=22 /-] [Invalid=3042 /-]			
Value	Label	Cases	Percentage	
0	Say or do something to humiliate you in front of others?	22	<div></div> 100.0%	
2	No	0		
3	Threaten to hurt or harm you or someone close to you?	0		
4	Insult you or make you feel bad about yourself?	0		
5	Push you, shake you, or throw something at you	0		
6	Slap you	0		
7	Twist your arm or pull your hair	0		
8	Punch you with his fist or something that could hurt you	0		
9	Kick you, drag you, or beat you up	0		
10	Try to choke you or burn you on purpose	0		
11	Threatened to attack you with a knife or other weapon	0		
12	Attacked you with a weapon	0		
13	Touched you in a sexual way (e.g. kissing, grabbing, or fondling), when you did not want them to	0		
14	Try to have sexual intercourse with you when you did not want to but did not succeed	0		
15	Physically forced you to have sexual intercourse even when you did not want to	0		
16	Forced you to perform sexual acts when you did not want to	0		
Sysmiss		3042		
Warning: these figures indicate the number of cases found in the data file. They cannot be interpreted as summary statistics of the population of interest.				
# srs_female_violen_12mths_10: Has any male done any of the following things to you in the last 12 months:				
Information	[Type= discrete] [Format=numeric] [Range= 0-16] [Missing=*]			
Statistics [NW/ W]	[Valid=2 /-] [Invalid=3062 /-]			
Value	Label	Cases	Percentage	
0	Say or do something to humiliate you in front of others?	0		
2	No	0		
3	Threaten to hurt or harm you or someone close to you?	0		
4	Insult you or make you feel bad about yourself?	0		
5	Push you, shake you, or throw something at you	0		
6	Slap you	0		
7	Twist your arm or pull your hair	0		
8	Punch you with his fist or something that could hurt you	0		
9	Kick you, drag you, or beat you up	0		

# srs_female_violen_12mths_10: Has any male done any of the following things to you in the last 12 months:			
Value	Label	Cases	Percentage
10	Try to choke you or burn you on purpose	2	 100.0%
11	Threatened to attack you with a knife or other weapon	0	
12	Attacked you with a weapon	0	
13	Touched you in a sexual way (e.g. kissing, grabbing, or fondling), when you did not want them to	0	
14	Try to have sexual intercourse with you when you did not want to but did not succeed	0	
15	Physically forced you to have sexual intercourse even when you did not want to	0	
16	Forced you to perform sexual acts when you did not want to	0	
Sysmiss		3062	
Warning: these figures indicate the number of cases found in the data file. They cannot be interpreted as summary statistics of the population of interest.			
# srs_female_violen_12mths_11: Has any male done any of the following things to you in the last 12 months:			
Information	[Type= discrete] [Format=numeric] [Range= 0-16] [Missing=*]		
Statistics [NW/ W]	[Valid=3 /-] [Invalid=3061 /-]		
Value	Label	Cases	Percentage
0	Say or do something to humiliate you in front of others?	0	 100.0%
2	No	0	
3	Threaten to hurt or harm you or someone close to you?	0	
4	Insult you or make you feel bad about yourself?	0	
5	Push you, shake you, or throw something at you	0	
6	Slap you	0	
7	Twist your arm or pull your hair	0	
8	Punch you with his fist or something that could hurt you	0	
9	Kick you, drag you, or beat you up	0	
10	Try to choke you or burn you on purpose	0	
11	Threatened to attack you with a knife or other weapon	3	
12	Attacked you with a weapon	0	
13	Touched you in a sexual way (e.g. kissing, grabbing, or fondling), when you did not want them to	0	
14	Try to have sexual intercourse with you when you did not want to but did not succeed	0	
15	Physically forced you to have sexual intercourse even when you did not want to	0	
16	Forced you to perform sexual acts when you did not want to	0	
Sysmiss		3061	
Warning: these figures indicate the number of cases found in the data file. They cannot be interpreted as summary statistics of the population of interest.			
# srs_female_violen_12mths_12: Has any male done any of the following things to you in the last 12 months:			
Information	[Type= discrete] [Format=numeric] [Range= 0-16] [Missing=*]		
Statistics [NW/ W]	[Valid=1 /-] [Invalid=3063 /-]		
Value	Label	Cases	Percentage
0	Say or do something to humiliate you in front of others?	0	
2	No	0	
3	Threaten to hurt or harm you or someone close to you?	0	
4	Insult you or make you feel bad about yourself?	0	
5	Push you, shake you, or throw something at you	0	

# srs_female_violen_12mths_12: Has any male done any of the following things to you in the last 12 months:			
Value	Label	Cases	Percentage
6	Slap you	0	
7	Twist your arm or pull your hair	0	
8	Punch you with his fist or something that could hurt you	0	
9	Kick you, drag you, or beat you up	0	
10	Try to choke you or burn you on purpose	0	
11	Threatened to attack you with a knife or other weapon	0	
12	Attacked you with a weapon	1	100.0%
13	Touched you in a sexual way (e.g. kissing, grabbing, or fondling), when you did not want them to	0	
14	Try to have sexual intercourse with you when you did not want to but did not succeed	0	
15	Physically forced you to have sexual intercourse even when you did not want to	0	
16	Forced you to perform sexual acts when you did not want to	0	
Sysmiss		3063	
Warning: these figures indicate the number of cases found in the data file. They cannot be interpreted as summary statistics of the population of interest.			
# srs_female_violen_12mths_13: Has any male done any of the following things to you in the last 12 months:			
Information	[Type= discrete] [Format=numeric] [Range= 0-16] [Missing=*]		
Statistics [NW/ W]	[Valid=1 /-] [Invalid=3063 /-]		
Value	Label	Cases	Percentage
0	Say or do something to humiliate you in front of others?	0	
2	No	0	
3	Threaten to hurt or harm you or someone close to you?	0	
4	Insult you or make you feel bad about yourself?	0	
5	Push you, shake you, or throw something at you	0	
6	Slap you	0	
7	Twist your arm or pull your hair	0	
8	Punch you with his fist or something that could hurt you	0	
9	Kick you, drag you, or beat you up	0	
10	Try to choke you or burn you on purpose	0	
11	Threatened to attack you with a knife or other weapon	0	
12	Attacked you with a weapon	0	
13	Touched you in a sexual way (e.g. kissing, grabbing, or fondling), when you did not want them to	1	100.0%
14	Try to have sexual intercourse with you when you did not want to but did not succeed	0	
15	Physically forced you to have sexual intercourse even when you did not want to	0	
16	Forced you to perform sexual acts when you did not want to	0	
Sysmiss		3063	
Warning: these figures indicate the number of cases found in the data file. They cannot be interpreted as summary statistics of the population of interest.			
# srs_female_violen_12mths_14: Has any male done any of the following things to you in the last 12 months:			
Information	[Type= discrete] [Format=numeric] [Range= 0-16] [Missing=*]		
Statistics [NW/ W]	[Valid=2 /-] [Invalid=3062 /-]		
Value	Label	Cases	Percentage
0	Say or do something to humiliate you in front of others?	0	

**# srs\_female\_violen\_12mths\_14: Has any male done any of the following things to you in the last 12 months:**

Value	Label	Cases	Percentage
2	No	0	
3	Threaten to hurt or harm you or someone close to you?	0	
4	Insult you or make you feel bad about yourself?	0	
5	Push you, shake you, or throw something at you	0	
6	Slap you	0	
7	Twist your arm or pull your hair	0	
8	Punch you with his fist or something that could hurt you	0	
9	Kick you, drag you, or beat you up	0	
10	Try to choke you or burn you on purpose	0	
11	Threatened to attack you with a knife or other weapon	0	
12	Attacked you with a weapon	0	
13	Touched you in a sexual way (e.g. kissing, grabbing, or fondling), when you did not want them to	0	
14	Try to have sexual intercourse with you when you did not want to but did not succeed	2	100.0%
15	Physically forced you to have sexual intercourse even when you did not want to	0	
16	Forced you to perform sexual acts when you did not want to	0	
Sysmiss		3062	

*Warning: these figures indicate the number of cases found in the data file. They cannot be interpreted as summary statistics of the population of interest.*

**# srs\_female\_violen\_12mths\_15: Has any male done any of the following things to you in the last 12 months:**

<b>Information</b>	[Type= discrete] [Format=numeric] [Range= 0-16] [Missing=*]
<b>Statistics [NW/ W]</b>	[Valid=5 /-] [Invalid=3059 /-]

Value	Label	Cases	Percentage
0	Say or do something to humiliate you in front of others?	0	
2	No	0	
3	Threaten to hurt or harm you or someone close to you?	0	
4	Insult you or make you feel bad about yourself?	0	
5	Push you, shake you, or throw something at you	0	
6	Slap you	0	
7	Twist your arm or pull your hair	0	
8	Punch you with his fist or something that could hurt you	0	
9	Kick you, drag you, or beat you up	0	
10	Try to choke you or burn you on purpose	0	
11	Threatened to attack you with a knife or other weapon	0	
12	Attacked you with a weapon	0	
13	Touched you in a sexual way (e.g. kissing, grabbing, or fondling), when you did not want them to	0	
14	Try to have sexual intercourse with you when you did not want to but did not succeed	0	
15	Physically forced you to have sexual intercourse even when you did not want to	5	100.0%
16	Forced you to perform sexual acts when you did not want to	0	
Sysmiss		3059	

*Warning: these figures indicate the number of cases found in the data file. They cannot be interpreted as summary statistics of the population of interest.*

# srs_female_violen_12mths_16: Has any male done any of the following things to you in the last 12 months:			
Information	[Type= discrete] [Format=numeric] [Range= 0-16] [Missing=*]		
Statistics [NW/ W]	[Valid=2 /-] [Invalid=3062 /-]		
Value	Label	Cases	Percentage
0	Say or do something to humiliate you in front of others?	0	
2	No	0	
3	Threaten to hurt or harm you or someone close to you?	0	
4	Insult you or make you feel bad about yourself?	0	
5	Push you, shake you, or throw something at you	0	
6	Slap you	0	
7	Twist your arm or pull your hair	0	
8	Punch you with his fist or something that could hurt you	0	
9	Kick you, drag you, or beat you up	0	
10	Try to choke you or burn you on purpose	0	
11	Threatened to attack you with a knife or other weapon	0	
12	Attacked you with a weapon	0	
13	Touched you in a sexual way (e.g. kissing, grabbing, or fondling), when you did not want them to	0	
14	Try to have sexual intercourse with you when you did not want to but did not succeed	0	
15	Physically forced you to have sexual intercourse even when you did not want to	0	
16	Forced you to perform sexual acts when you did not want to	2	<div><div></div></div> 100.0%
Sysmiss		3062	
Warning: these figures indicate the number of cases found in the data file. They cannot be interpreted as summary statistics of the population of interest.			
# srs_female_violen_12mths_2: Has any male done any of the following things to you in the last 12 months:			
Information	[Type= discrete] [Format=numeric] [Range= 0-16] [Missing=*]		
Statistics [NW/ W]	[Valid=369 /-] [Invalid=2695 /-]		
Value	Label	Cases	Percentage
0	Say or do something to humiliate you in front of others?	0	
2	No	369	<div><div></div></div> 100.0%
3	Threaten to hurt or harm you or someone close to you?	0	
4	Insult you or make you feel bad about yourself?	0	
5	Push you, shake you, or throw something at you	0	
6	Slap you	0	
7	Twist your arm or pull your hair	0	
8	Punch you with his fist or something that could hurt you	0	
9	Kick you, drag you, or beat you up	0	
10	Try to choke you or burn you on purpose	0	
11	Threatened to attack you with a knife or other weapon	0	
12	Attacked you with a weapon	0	
13	Touched you in a sexual way (e.g. kissing, grabbing, or fondling), when you did not want them to	0	
14	Try to have sexual intercourse with you when you did not want to but did not succeed	0	
15	Physically forced you to have sexual intercourse even when you did not want to	0	
16	Forced you to perform sexual acts when you did not want to	0	

# srs_female_violen_12mths_2: Has any male done any of the following things to you in the last 12 months:			
Value	Label	Cases	Percentage
Sysmiss		2695	
<i>Warning: these figures indicate the number of cases found in the data file. They cannot be interpreted as summary statistics of the population of interest.</i>			
# srs_female_violen_12mths_3: Has any male done any of the following things to you in the last 12 months:			
Information	[Type= discrete] [Format=numeric] [Range= 0-16] [Missing=*]		
Statistics [NW/ W]	[Valid=11 /-] [Invalid=3053 /-]		
Value	Label	Cases	Percentage
0	Say or do something to humiliate you in front of others?	0	
2	No	0	
3	Threaten to hurt or harm you or someone close to you?	11	100.0%
4	Insult you or make you feel bad about yourself?	0	
5	Push you, shake you, or throw something at you	0	
6	Slap you	0	
7	Twist your arm or pull your hair	0	
8	Punch you with his fist or something that could hurt you	0	
9	Kick you, drag you, or beat you up	0	
10	Try to choke you or burn you on purpose	0	
11	Threatened to attack you with a knife or other weapon	0	
12	Attacked you with a weapon	0	
13	Touched you in a sexual way (e.g. kissing, grabbing, or fondling), when you did not want them to	0	
14	Try to have sexual intercourse with you when you did not want to but did not succeed	0	
15	Physically forced you to have sexual intercourse even when you did not want to	0	
16	Forced you to perform sexual acts when you did not want to	0	
Sysmiss		3053	
<i>Warning: these figures indicate the number of cases found in the data file. They cannot be interpreted as summary statistics of the population of interest.</i>			
# srs_female_violen_12mths_4: Has any male done any of the following things to you in the last 12 months:			
Information	[Type= discrete] [Format=numeric] [Range= 0-16] [Missing=*]		
Statistics [NW/ W]	[Valid=16 /-] [Invalid=3048 /-]		
Value	Label	Cases	Percentage
0	Say or do something to humiliate you in front of others?	0	
2	No	0	
3	Threaten to hurt or harm you or someone close to you?	0	
4	Insult you or make you feel bad about yourself?	16	100.0%
5	Push you, shake you, or throw something at you	0	
6	Slap you	0	
7	Twist your arm or pull your hair	0	
8	Punch you with his fist or something that could hurt you	0	
9	Kick you, drag you, or beat you up	0	
10	Try to choke you or burn you on purpose	0	
11	Threatened to attack you with a knife or other weapon	0	
12	Attacked you with a weapon	0	
13	Touched you in a sexual way (e.g. kissing, grabbing, or fondling), when you did not want them to	0	

# srs_female_violen_12mths_4: Has any male done any of the following things to you in the last 12 months:			
Value	Label	Cases	Percentage
14	Try to have sexual intercourse with you when you did not want to but did not succeed	0	
15	Physically forced you to have sexual intercourse even when you did not want to	0	
16	Forced you to perform sexual acts when you did not want to	0	
Sysmiss		3048	
Warning: these figures indicate the number of cases found in the data file. They cannot be interpreted as summary statistics of the population of interest.			
# srs_female_violen_12mths_5: Has any male done any of the following things to you in the last 12 months:			
Information	[Type= discrete] [Format=numeric] [Range= 0-16] [Missing=*]		
Statistics [NW/ W]	[Valid=2 /-] [Invalid=3062 /-]		
Value	Label	Cases	Percentage
0	Say or do something to humiliate you in front of others?	0	
2	No	0	
3	Threaten to hurt or harm you or someone close to you?	0	
4	Insult you or make you feel bad about yourself?	0	
5	Push you, shake you, or throw something at you	2	<div><div></div></div> 100.0%
6	Slap you	0	
7	Twist your arm or pull your hair	0	
8	Punch you with his fist or something that could hurt you	0	
9	Kick you, drag you, or beat you up	0	
10	Try to choke you or burn you on purpose	0	
11	Threatened to attack you with a knife or other weapon	0	
12	Attacked you with a weapon	0	
13	Touched you in a sexual way (e.g. kissing, grabbing, or fondling), when you did not want them to	0	
14	Try to have sexual intercourse with you when you did not want to but did not succeed	0	
15	Physically forced you to have sexual intercourse even when you did not want to	0	
16	Forced you to perform sexual acts when you did not want to	0	
Sysmiss		3062	
Warning: these figures indicate the number of cases found in the data file. They cannot be interpreted as summary statistics of the population of interest.			
# srs_female_violen_12mths_6: Has any male done any of the following things to you in the last 12 months:			
Information	[Type= discrete] [Format=numeric] [Range= 0-16] [Missing=*]		
Statistics [NW/ W]	[Valid=16 /-] [Invalid=3048 /-]		
Value	Label	Cases	Percentage
0	Say or do something to humiliate you in front of others?	0	
2	No	0	
3	Threaten to hurt or harm you or someone close to you?	0	
4	Insult you or make you feel bad about yourself?	0	
5	Push you, shake you, or throw something at you	0	
6	Slap you	16	<div><div></div></div> 100.0%
7	Twist your arm or pull your hair	0	
8	Punch you with his fist or something that could hurt you	0	
9	Kick you, drag you, or beat you up	0	

### # srs\_female\_violen\_12mths\_6: Has any male done any of the following things to you in the last 12 months:

Value	Label	Cases	Percentage
10	Try to choke you or burn you on purpose	0	
11	Threatened to attack you with a knife or other weapon	0	
12	Attacked you with a weapon	0	
13	Touched you in a sexual way (e.g. kissing, grabbing, or fondling), when you did not want them to	0	
14	Try to have sexual intercourse with you when you did not want to but did not succeed	0	
15	Physically forced you to have sexual intercourse even when you did not want to	0	
16	Forced you to perform sexual acts when you did not want to	0	
Sysmiss		3048	

Warning: these figures indicate the number of cases found in the data file. They cannot be interpreted as summary statistics of the population of interest.

### # srs\_female\_violen\_12mths\_7: Has any male done any of the following things to you in the last 12 months:

Information	[Type= discrete] [Format=numeric] [Range= 0-16] [Missing=*]
Statistics [NW/ W]	[Valid=4 /-] [Invalid=3060 /-]

Value	Label	Cases	Percentage
0	Say or do something to humiliate you in front of others?	0	
2	No	0	
3	Threaten to hurt or harm you or someone close to you?	0	
4	Insult you or make you feel bad about yourself?	0	
5	Push you, shake you, or throw something at you	0	
6	Slap you	0	
7	Twist your arm or pull your hair	4	100.0%
8	Punch you with his fist or something that could hurt you	0	
9	Kick you, drag you, or beat you up	0	
10	Try to choke you or burn you on purpose	0	
11	Threatened to attack you with a knife or other weapon	0	
12	Attacked you with a weapon	0	
13	Touched you in a sexual way (e.g. kissing, grabbing, or fondling), when you did not want them to	0	
14	Try to have sexual intercourse with you when you did not want to but did not succeed	0	
15	Physically forced you to have sexual intercourse even when you did not want to	0	
16	Forced you to perform sexual acts when you did not want to	0	
Sysmiss		3060	

Warning: these figures indicate the number of cases found in the data file. They cannot be interpreted as summary statistics of the population of interest.

### # srs\_female\_violen\_12mths\_8: Has any male done any of the following things to you in the last 12 months:

Information	[Type= discrete] [Format=numeric] [Range= 0-16] [Missing=*]
Statistics [NW/ W]	[Valid=4 /-] [Invalid=3060 /-]

Value	Label	Cases	Percentage
0	Say or do something to humiliate you in front of others?	0	
2	No	0	
3	Threaten to hurt or harm you or someone close to you?	0	
4	Insult you or make you feel bad about yourself?	0	
5	Push you, shake you, or throw something at you	0	

# srs_female_violen_12mths_8: Has any male done any of the following things to you in the last 12 months:				
Value	Label	Cases	Percentage	
6	Slap you	0	<div><div></div></div> 100.0%	
7	Twist your arm or pull your hair	0		
8	Punch you with his fist or something that could hurt you	4		
9	Kick you, drag you, or beat you up	0		
10	Try to choke you or burn you on purpose	0		
11	Threatened to attack you with a knife or other weapon	0		
12	Attacked you with a weapon	0		
13	Touched you in a sexual way (e.g. kissing, grabbing, or fondling), when you did not want them to	0		
14	Try to have sexual intercourse with you when you did not want to but did not succeed	0		
15	Physically forced you to have sexual intercourse even when you did not want to	0		
16	Forced you to perform sexual acts when you did not want to	0		
Sysmiss		3060		
Warning: these figures indicate the number of cases found in the data file. They cannot be interpreted as summary statistics of the population of interest.				
# srs_female_violen_12mths_9: Has any male done any of the following things to you in the last 12 months:				
Information	[Type= discrete] [Format=numeric] [Range= 0-16] [Missing=*]			
Statistics [NW/ W]	[Valid=5 /-] [Invalid=3059 /-]			
Value	Label	Cases	Percentage	
0	Say or do something to humiliate you in front of others?	0	<div><div></div></div> 100.0%	
2	No	0		
3	Threaten to hurt or harm you or someone close to you?	0		
4	Insult you or make you feel bad about yourself?	0		
5	Push you, shake you, or throw something at you	0		
6	Slap you	0		
7	Twist your arm or pull your hair	0		
8	Punch you with his fist or something that could hurt you	0		
9	Kick you, drag you, or beat you up	5		
10	Try to choke you or burn you on purpose	0		
11	Threatened to attack you with a knife or other weapon	0		
12	Attacked you with a weapon	0		
13	Touched you in a sexual way (e.g. kissing, grabbing, or fondling), when you did not want them to	0		
14	Try to have sexual intercourse with you when you did not want to but did not succeed	0		
15	Physically forced you to have sexual intercourse even when you did not want to	0		
16	Forced you to perform sexual acts when you did not want to	0		
Sysmiss		3059		
Warning: these figures indicate the number of cases found in the data file. They cannot be interpreted as summary statistics of the population of interest.				
# srs_male_violence_0: Has anyone ever done any of the following things to you:				
Information	[Type= discrete] [Format=numeric] [Range= 0-16] [Missing=*]			
Statistics [NW/ W]	[Valid=238 /-] [Invalid=2826 /-]			
Value	Label	Cases	Percentage	
0	Say or do something to humiliate you in front of others?	238	<div><div></div></div> 100.0%	

**# srs\_male\_violence\_0: Has anyone ever done any of the following things to you:**

Value	Label	Cases	Percentage
2	No	0	
3	Threaten to hurt or harm you or someone close to you?	0	
4	Insult you or make you feel bad about yourself?	0	
5	Push you, shake you, or throw something at you	0	
6	Slap you	0	
7	Twist your arm or pull your hair	0	
8	Punch you with his fist or something that could hurt you	0	
9	Kick you, drag you, or beat you up	0	
10	Try to choke you or burn you on purpose	0	
11	Threatened to attack you with a knife or other weapon	0	
12	Attacked you with a weapon	0	
13	Touched you in a sexual way (e.g. kissing, grabbing, or fondling), when you did not want them to	0	
14	Try to have sexual intercourse with you when you did not want to but did not succeed	0	
15	Physically forced you to have sexual intercourse even when you did not want to	0	
16	Forced you to perform sexual acts when you did not want to	0	
Sysmiss		2826	

*Warning: these figures indicate the number of cases found in the data file. They cannot be interpreted as summary statistics of the population of interest.*

**# srs\_male\_violence\_10: Has anyone ever done any of the following things to you:**

<b>Information</b>	[Type= discrete] [Format=numeric] [Range= 0-16] [Missing=*]
<b>Statistics [NW/ W]</b>	[Valid=52 /-] [Invalid=3012 /-]

Value	Label	Cases	Percentage
0	Say or do something to humiliate you in front of others?	0	
2	No	0	
3	Threaten to hurt or harm you or someone close to you?	0	
4	Insult you or make you feel bad about yourself?	0	
5	Push you, shake you, or throw something at you	0	
6	Slap you	0	
7	Twist your arm or pull your hair	0	
8	Punch you with his fist or something that could hurt you	0	
9	Kick you, drag you, or beat you up	0	
10	Try to choke you or burn you on purpose	52	100.0%
11	Threatened to attack you with a knife or other weapon	0	
12	Attacked you with a weapon	0	
13	Touched you in a sexual way (e.g. kissing, grabbing, or fondling), when you did not want them to	0	
14	Try to have sexual intercourse with you when you did not want to but did not succeed	0	
15	Physically forced you to have sexual intercourse even when you did not want to	0	
16	Forced you to perform sexual acts when you did not want to	0	
Sysmiss		3012	

*Warning: these figures indicate the number of cases found in the data file. They cannot be interpreted as summary statistics of the population of interest.*

# srs_male_violence_11: Has anyone ever done any of the following things to you:			
Information		[Type= discrete] [Format=numeric] [Range= 0-16] [Missing=*]	
Statistics [NW/ W]		[Valid=152 /-] [Invalid=2912 /-]	
Value	Label	Cases	Percentage
0	Say or do something to humiliate you in front of others?	0	
2	No	0	
3	Threaten to hurt or harm you or someone close to you?	0	
4	Insult you or make you feel bad about yourself?	0	
5	Push you, shake you, or throw something at you	0	
6	Slap you	0	
7	Twist your arm or pull your hair	0	
8	Punch you with his fist or something that could hurt you	0	
9	Kick you, drag you, or beat you up	0	
10	Try to choke you or burn you on purpose	0	
11	Threatened to attack you with a knife or other weapon	152	100.0%
12	Attacked you with a weapon	0	
13	Touched you in a sexual way (e.g. kissing, grabbing, or fondling), when you did not want them to	0	
14	Try to have sexual intercourse with you when you did not want to but did not succeed	0	
15	Physically forced you to have sexual intercourse even when you did not want to	0	
16	Forced you to perform sexual acts when you did not want to	0	
Sysmiss		2912	
Warning: these figures indicate the number of cases found in the data file. They cannot be interpreted as summary statistics of the population of interest.			
# srs_male_violence_12: Has anyone ever done any of the following things to you:			
Information		[Type= discrete] [Format=numeric] [Range= 0-16] [Missing=*]	
Statistics [NW/ W]		[Valid=101 /-] [Invalid=2963 /-]	
Value	Label	Cases	Percentage
0	Say or do something to humiliate you in front of others?	0	
2	No	0	
3	Threaten to hurt or harm you or someone close to you?	0	
4	Insult you or make you feel bad about yourself?	0	
5	Push you, shake you, or throw something at you	0	
6	Slap you	0	
7	Twist your arm or pull your hair	0	
8	Punch you with his fist or something that could hurt you	0	
9	Kick you, drag you, or beat you up	0	
10	Try to choke you or burn you on purpose	0	
11	Threatened to attack you with a knife or other weapon	0	
12	Attacked you with a weapon	101	100.0%
13	Touched you in a sexual way (e.g. kissing, grabbing, or fondling), when you did not want them to	0	
14	Try to have sexual intercourse with you when you did not want to but did not succeed	0	
15	Physically forced you to have sexual intercourse even when you did not want to	0	
16	Forced you to perform sexual acts when you did not want to	0	

# srs_male_violence_12: Has anyone ever done any of the following things to you:			
Value	Label	Cases	Percentage
Sysmiss		2963	
Warning: these figures indicate the number of cases found in the data file. They cannot be interpreted as summary statistics of the population of interest.			
# srs_male_violence_13: Has anyone ever done any of the following things to you:			
Information	[Type= discrete] [Format=numeric] [Range= 0-16] [Missing=*]		
Statistics [NW/ W]	[Valid=38 /-] [Invalid=3026 /-]		
Value	Label	Cases	Percentage
0	Say or do something to humiliate you in front of others?	0	
2	No	0	
3	Threaten to hurt or harm you or someone close to you?	0	
4	Insult you or make you feel bad about yourself?	0	
5	Push you, shake you, or throw something at you	0	
6	Slap you	0	
7	Twist your arm or pull your hair	0	
8	Punch you with his fist or something that could hurt you	0	
9	Kick you, drag you, or beat you up	0	
10	Try to choke you or burn you on purpose	0	
11	Threatened to attack you with a knife or other weapon	0	
12	Attacked you with a weapon	0	
13	Touched you in a sexual way (e.g. kissing, grabbing, or fondling), when you did not want them to	38	100.0%
14	Try to have sexual intercourse with you when you did not want to but did not succeed	0	
15	Physically forced you to have sexual intercourse even when you did not want to	0	
16	Forced you to perform sexual acts when you did not want to	0	
Sysmiss		3026	
Warning: these figures indicate the number of cases found in the data file. They cannot be interpreted as summary statistics of the population of interest.			
# srs_male_violence_14: Has anyone ever done any of the following things to you:			
Information	[Type= discrete] [Format=numeric] [Range= 0-16] [Missing=*]		
Statistics [NW/ W]	[Valid=29 /-] [Invalid=3035 /-]		
Value	Label	Cases	Percentage
0	Say or do something to humiliate you in front of others?	0	
2	No	0	
3	Threaten to hurt or harm you or someone close to you?	0	
4	Insult you or make you feel bad about yourself?	0	
5	Push you, shake you, or throw something at you	0	
6	Slap you	0	
7	Twist your arm or pull your hair	0	
8	Punch you with his fist or something that could hurt you	0	
9	Kick you, drag you, or beat you up	0	
10	Try to choke you or burn you on purpose	0	
11	Threatened to attack you with a knife or other weapon	0	
12	Attacked you with a weapon	0	
13	Touched you in a sexual way (e.g. kissing, grabbing, or fondling), when you did not want them to	0	

# srs_male_violence_14: Has anyone ever done any of the following things to you:			
Value	Label	Cases	Percentage
14	Try to have sexual intercourse with you when you did not want to but did not succeed	29	<div><div></div></div> 100.0%
15	Physically forced you to have sexual intercourse even when you did not want to	0	
16	Forced you to perform sexual acts when you did not want to	0	
Sysmiss		3035	
Warning: these figures indicate the number of cases found in the data file. They cannot be interpreted as summary statistics of the population of interest.			
# srs_male_violence_15: Has anyone ever done any of the following things to you:			
Information	[Type= discrete] [Format=numeric] [Range= 0-16] [Missing=*]		
Statistics [NW/ W]	[Valid=16 /-] [Invalid=3048 /-]		
Value	Label	Cases	Percentage
0	Say or do something to humiliate you in front of others?	0	
2	No	0	
3	Threaten to hurt or harm you or someone close to you?	0	
4	Insult you or make you feel bad about yourself?	0	
5	Push you, shake you, or throw something at you	0	
6	Slap you	0	
7	Twist your arm or pull your hair	0	
8	Punch you with his fist or something that could hurt you	0	
9	Kick you, drag you, or beat you up	0	
10	Try to choke you or burn you on purpose	0	
11	Threatened to attack you with a knife or other weapon	0	
12	Attacked you with a weapon	0	
13	Touched you in a sexual way (e.g. kissing, grabbing, or fondling), when you did not want them to	0	
14	Try to have sexual intercourse with you when you did not want to but did not succeed	0	
15	Physically forced you to have sexual intercourse even when you did not want to	16	<div><div></div></div> 100.0%
16	Forced you to perform sexual acts when you did not want to	0	
Sysmiss		3048	
Warning: these figures indicate the number of cases found in the data file. They cannot be interpreted as summary statistics of the population of interest.			
# srs_male_violence_16: Has anyone ever done any of the following things to you:			
Information	[Type= discrete] [Format=numeric] [Range= 0-16] [Missing=*]		
Statistics [NW/ W]	[Valid=11 /-] [Invalid=3053 /-]		
Value	Label	Cases	Percentage
0	Say or do something to humiliate you in front of others?	0	
2	No	0	
3	Threaten to hurt or harm you or someone close to you?	0	
4	Insult you or make you feel bad about yourself?	0	
5	Push you, shake you, or throw something at you	0	
6	Slap you	0	
7	Twist your arm or pull your hair	0	
8	Punch you with his fist or something that could hurt you	0	
9	Kick you, drag you, or beat you up	0	

# srs_male_violence_16: Has anyone ever done any of the following things to you:			
Value	Label	Cases	Percentage
10	Try to choke you or burn you on purpose	0	
11	Threatened to attack you with a knife or other weapon	0	
12	Attacked you with a weapon	0	
13	Touched you in a sexual way (e.g. kissing, grabbing, or fondling), when you did not want them to	0	
14	Try to have sexual intercourse with you when you did not want to but did not succeed	0	
15	Physically forced you to have sexual intercourse even when you did not want to	0	
16	Forced you to perform sexual acts when you did not want to	11	<div><div></div></div> 100.0%
Sysmiss		3053	
Warning: these figures indicate the number of cases found in the data file. They cannot be interpreted as summary statistics of the population of interest.			
# srs_male_violence_2: Has anyone ever done any of the following things to you:			
Information	[Type= discrete] [Format=numeric] [Range= 0-16] [Missing=*]		
Statistics [NW/ W]	[Valid=1223 /-] [Invalid=1841 /-]		
Value	Label	Cases	Percentage
0	Say or do something to humiliate you in front of others?	0	
2	No	1223	<div><div></div></div> 100.0%
3	Threaten to hurt or harm you or someone close to you?	0	
4	Insult you or make you feel bad about yourself?	0	
5	Push you, shake you, or throw something at you	0	
6	Slap you	0	
7	Twist your arm or pull your hair	0	
8	Punch you with his fist or something that could hurt you	0	
9	Kick you, drag you, or beat you up	0	
10	Try to choke you or burn you on purpose	0	
11	Threatened to attack you with a knife or other weapon	0	
12	Attacked you with a weapon	0	
13	Touched you in a sexual way (e.g. kissing, grabbing, or fondling), when you did not want them to	0	
14	Try to have sexual intercourse with you when you did not want to but did not succeed	0	
15	Physically forced you to have sexual intercourse even when you did not want to	0	
16	Forced you to perform sexual acts when you did not want to	0	
Sysmiss		1841	
Warning: these figures indicate the number of cases found in the data file. They cannot be interpreted as summary statistics of the population of interest.			
# srs_male_violence_3: Has anyone ever done any of the following things to you:			
Information	[Type= discrete] [Format=numeric] [Range= 0-16] [Missing=*]		
Statistics [NW/ W]	[Valid=153 /-] [Invalid=2911 /-]		
Value	Label	Cases	Percentage
0	Say or do something to humiliate you in front of others?	0	
2	No	0	
3	Threaten to hurt or harm you or someone close to you?	153	<div><div></div></div> 100.0%
4	Insult you or make you feel bad about yourself?	0	
5	Push you, shake you, or throw something at you	0	

### # srs\_male\_violence\_3: Has anyone ever done any of the following things to you:

Value	Label	Cases	Percentage
6	Slap you	0	
7	Twist your arm or pull your hair	0	
8	Punch you with his fist or something that could hurt you	0	
9	Kick you, drag you, or beat you up	0	
10	Try to choke you or burn you on purpose	0	
11	Threatened to attack you with a knife or other weapon	0	
12	Attacked you with a weapon	0	
13	Touched you in a sexual way (e.g. kissing, grabbing, or fondling), when you did not want them to	0	
14	Try to have sexual intercourse with you when you did not want to but did not succeed	0	
15	Physically forced you to have sexual intercourse even when you did not want to	0	
16	Forced you to perform sexual acts when you did not want to	0	
Sysmiss		2911	

Warning: these figures indicate the number of cases found in the data file. They cannot be interpreted as summary statistics of the population of interest.

### # srs\_male\_violence\_4: Has anyone ever done any of the following things to you:

Information	[Type= discrete] [Format=numeric] [Range= 0-16] [Missing=*]
Statistics [NW/ W]	[Valid=299 /-] [Invalid=2765 /-]

Value	Label	Cases	Percentage
0	Say or do something to humiliate you in front of others?	0	
2	No	0	
3	Threaten to hurt or harm you or someone close to you?	0	
4	Insult you or make you feel bad about yourself?	299	100.0%
5	Push you, shake you, or throw something at you	0	
6	Slap you	0	
7	Twist your arm or pull your hair	0	
8	Punch you with his fist or something that could hurt you	0	
9	Kick you, drag you, or beat you up	0	
10	Try to choke you or burn you on purpose	0	
11	Threatened to attack you with a knife or other weapon	0	
12	Attacked you with a weapon	0	
13	Touched you in a sexual way (e.g. kissing, grabbing, or fondling), when you did not want them to	0	
14	Try to have sexual intercourse with you when you did not want to but did not succeed	0	
15	Physically forced you to have sexual intercourse even when you did not want to	0	
16	Forced you to perform sexual acts when you did not want to	0	
Sysmiss		2765	

Warning: these figures indicate the number of cases found in the data file. They cannot be interpreted as summary statistics of the population of interest.

### # srs\_male\_violence\_5: Has anyone ever done any of the following things to you:

Information	[Type= discrete] [Format=numeric] [Range= 0-16] [Missing=*]
Statistics [NW/ W]	[Valid=148 /-] [Invalid=2916 /-]

Value	Label	Cases	Percentage
0	Say or do something to humiliate you in front of others?	0	

### # srs\_male\_violence\_5: Has anyone ever done any of the following things to you:

Value	Label	Cases	Percentage
2	No	0	
3	Threaten to hurt or harm you or someone close to you?	0	
4	Insult you or make you feel bad about yourself?	0	
5	Push you, shake you, or throw something at you	148	100.0%
6	Slap you	0	
7	Twist your arm or pull your hair	0	
8	Punch you with his fist or something that could hurt you	0	
9	Kick you, drag you, or beat you up	0	
10	Try to choke you or burn you on purpose	0	
11	Threatened to attack you with a knife or other weapon	0	
12	Attacked you with a weapon	0	
13	Touched you in a sexual way (e.g. kissing, grabbing, or fondling), when you did not want them to	0	
14	Try to have sexual intercourse with you when you did not want to but did not succeed	0	
15	Physically forced you to have sexual intercourse even when you did not want to	0	
16	Forced you to perform sexual acts when you did not want to	0	
Sysmiss		2916	

Warning: these figures indicate the number of cases found in the data file. They cannot be interpreted as summary statistics of the population of interest.

### # srs\_male\_violence\_6: Has anyone ever done any of the following things to you:

<b>Information</b>	[Type= discrete] [Format=numeric] [Range= 0-16] [Missing=*]		
<b>Statistics [NW/ W]</b>	[Valid=261 /-] [Invalid=2803 /-]		
Value	Label	Cases	Percentage
0	Say or do something to humiliate you in front of others?	0	
2	No	0	
3	Threaten to hurt or harm you or someone close to you?	0	
4	Insult you or make you feel bad about yourself?	0	
5	Push you, shake you, or throw something at you	0	
6	Slap you	261	100.0%
7	Twist your arm or pull your hair	0	
8	Punch you with his fist or something that could hurt you	0	
9	Kick you, drag you, or beat you up	0	
10	Try to choke you or burn you on purpose	0	
11	Threatened to attack you with a knife or other weapon	0	
12	Attacked you with a weapon	0	
13	Touched you in a sexual way (e.g. kissing, grabbing, or fondling), when you did not want them to	0	
14	Try to have sexual intercourse with you when you did not want to but did not succeed	0	
15	Physically forced you to have sexual intercourse even when you did not want to	0	
16	Forced you to perform sexual acts when you did not want to	0	
Sysmiss		2803	

Warning: these figures indicate the number of cases found in the data file. They cannot be interpreted as summary statistics of the population of interest.

# srs_male_violence_7: Has anyone ever done any of the following things to you:			
Information		[Type= discrete] [Format=numeric] [Range= 0-16] [Missing=*]	
Statistics [NW/ W]		[Valid=54 /-] [Invalid=3010 /-]	
Value	Label	Cases	Percentage
0	Say or do something to humiliate you in front of others?	0	
2	No	0	
3	Threaten to hurt or harm you or someone close to you?	0	
4	Insult you or make you feel bad about yourself?	0	
5	Push you, shake you, or throw something at you	0	
6	Slap you	0	
7	Twist your arm or pull your hair	54	<div><div></div></div> 100.0%
8	Punch you with his fist or something that could hurt you	0	
9	Kick you, drag you, or beat you up	0	
10	Try to choke you or burn you on purpose	0	
11	Threatened to attack you with a knife or other weapon	0	
12	Attacked you with a weapon	0	
13	Touched you in a sexual way (e.g. kissing, grabbing, or fondling), when you did not want them to	0	
14	Try to have sexual intercourse with you when you did not want to but did not succeed	0	
15	Physically forced you to have sexual intercourse even when you did not want to	0	
16	Forced you to perform sexual acts when you did not want to	0	
Sysmiss		3010	
Warning: these figures indicate the number of cases found in the data file. They cannot be interpreted as summary statistics of the population of interest.			
# srs_male_violence_8: Has anyone ever done any of the following things to you:			
Information		[Type= discrete] [Format=numeric] [Range= 0-16] [Missing=*]	
Statistics [NW/ W]		[Valid=181 /-] [Invalid=2883 /-]	
Value	Label	Cases	Percentage
0	Say or do something to humiliate you in front of others?	0	
2	No	0	
3	Threaten to hurt or harm you or someone close to you?	0	
4	Insult you or make you feel bad about yourself?	0	
5	Push you, shake you, or throw something at you	0	
6	Slap you	0	
7	Twist your arm or pull your hair	0	
8	Punch you with his fist or something that could hurt you	181	<div><div></div></div> 100.0%
9	Kick you, drag you, or beat you up	0	
10	Try to choke you or burn you on purpose	0	
11	Threatened to attack you with a knife or other weapon	0	
12	Attacked you with a weapon	0	
13	Touched you in a sexual way (e.g. kissing, grabbing, or fondling), when you did not want them to	0	
14	Try to have sexual intercourse with you when you did not want to but did not succeed	0	
15	Physically forced you to have sexual intercourse even when you did not want to	0	
16	Forced you to perform sexual acts when you did not want to	0	

# srs_male_violence_8: Has anyone ever done any of the following things to you:			
Value	Label	Cases	Percentage
Sysmiss		2883	
Warning: these figures indicate the number of cases found in the data file. They cannot be interpreted as summary statistics of the population of interest.			
# srs_male_violence_9: Has anyone ever done any of the following things to you:			
Information	[Type= discrete] [Format=numeric] [Range= 0-16] [Missing=*]		
Statistics [NW/ W]	[Valid=129 /-] [Invalid=2935 /-]		
Value	Label	Cases	Percentage
0	Say or do something to humiliate you in front of others?	0	
2	No	0	
3	Threaten to hurt or harm you or someone close to you?	0	
4	Insult you or make you feel bad about yourself?	0	
5	Push you, shake you, or throw something at you	0	
6	Slap you	0	
7	Twist your arm or pull your hair	0	
8	Punch you with his fist or something that could hurt you	0	
9	Kick you, drag you, or beat you up	129	100.0%
10	Try to choke you or burn you on purpose	0	
11	Threatened to attack you with a knife or other weapon	0	
12	Attacked you with a weapon	0	
13	Touched you in a sexual way (e.g. kissing, grabbing, or fondling), when you did not want them to	0	
14	Try to have sexual intercourse with you when you did not want to but did not succeed	0	
15	Physically forced you to have sexual intercourse even when you did not want to	0	
16	Forced you to perform sexual acts when you did not want to	0	
Sysmiss		2935	
Warning: these figures indicate the number of cases found in the data file. They cannot be interpreted as summary statistics of the population of interest.			
# srs_male_violen_12mths_0: Has anyone ever done any of the following things to you in the last 12 months:			
Information	[Type= discrete] [Format=numeric] [Range= 0-16] [Missing=*]		
Statistics [NW/ W]	[Valid=151 /-] [Invalid=2913 /-]		
Value	Label	Cases	Percentage
0	Say or do something to humiliate you in front of others?	151	100.0%
2	No	0	
3	Threaten to hurt or harm you or someone close to you?	0	
4	Insult you or make you feel bad about yourself?	0	
5	Push you, shake you, or throw something at you	0	
6	Slap you	0	
7	Twist your arm or pull your hair	0	
8	Punch you with his fist or something that could hurt you	0	
9	Kick you, drag you, or beat you up	0	
10	Try to choke you or burn you on purpose	0	
11	Threatened to attack you with a knife or other weapon	0	
12	Attacked you with a weapon	0	
13	Touched you in a sexual way (e.g. kissing, grabbing, or fondling), when you did not want them to	0	

# srs_male_violen_12mths_0: Has anyone ever done any of the following things to you in the last 12 months:			
Value	Label	Cases	Percentage
14	Try to have sexual intercourse with you when you did not want to but did not succeed	0	
15	Physically forced you to have sexual intercourse even when you did not want to	0	
16	Forced you to perform sexual acts when you did not want to	0	
Sysmiss		2913	
Warning: these figures indicate the number of cases found in the data file. They cannot be interpreted as summary statistics of the population of interest.			
# srs_male_violen_12mths_10: Has anyone ever done any of the following things to you in the last 12 months:			
Information	[Type= discrete] [Format=numeric] [Range= 0-16] [Missing=*]		
Statistics [NW/ W]	[Valid=29 /-] [Invalid=3035 /-]		
Value	Label	Cases	Percentage
0	Say or do something to humiliate you in front of others?	0	
2	No	0	
3	Threaten to hurt or harm you or someone close to you?	0	
4	Insult you or make you feel bad about yourself?	0	
5	Push you, shake you, or throw something at you	0	
6	Slap you	0	
7	Twist your arm or pull your hair	0	
8	Punch you with his fist or something that could hurt you	0	
9	Kick you, drag you, or beat you up	0	
10	Try to choke you or burn you on purpose	29	100.0%
11	Threatened to attack you with a knife or other weapon	0	
12	Attacked you with a weapon	0	
13	Touched you in a sexual way (e.g. kissing, grabbing, or fondling), when you did not want them to	0	
14	Try to have sexual intercourse with you when you did not want to but did not succeed	0	
15	Physically forced you to have sexual intercourse even when you did not want to	0	
16	Forced you to perform sexual acts when you did not want to	0	
Sysmiss		3035	
Warning: these figures indicate the number of cases found in the data file. They cannot be interpreted as summary statistics of the population of interest.			
# srs_male_violen_12mths_11: Has anyone ever done any of the following things to you in the last 12 months:			
Information	[Type= discrete] [Format=numeric] [Range= 0-16] [Missing=*]		
Statistics [NW/ W]	[Valid=94 /-] [Invalid=2970 /-]		
Value	Label	Cases	Percentage
0	Say or do something to humiliate you in front of others?	0	
2	No	0	
3	Threaten to hurt or harm you or someone close to you?	0	
4	Insult you or make you feel bad about yourself?	0	
5	Push you, shake you, or throw something at you	0	
6	Slap you	0	
7	Twist your arm or pull your hair	0	
8	Punch you with his fist or something that could hurt you	0	
9	Kick you, drag you, or beat you up	0	

**# srs\_male\_violen\_12mths\_11: Has anyone ever done any of the following things to you in the last 12 months:**

Value	Label	Cases	Percentage
10	Try to choke you or burn you on purpose	0	
11	Threatened to attack you with a knife or other weapon	94	100.0%
12	Attacked you with a weapon	0	
13	Touched you in a sexual way (e.g. kissing, grabbing, or fondling), when you did not want them to	0	
14	Try to have sexual intercourse with you when you did not want to but did not succeed	0	
15	Physically forced you to have sexual intercourse even when you did not want to	0	
16	Forced you to perform sexual acts when you did not want to	0	
Sysmiss		2970	

*Warning: these figures indicate the number of cases found in the data file. They cannot be interpreted as summary statistics of the population of interest.*

# srs_male_violen_12mths_12: Has anyone ever done any of the following things to you in the last 12 months:			
Information		[Type= discrete] [Format=numeric] [Range= 0-16] [Missing=*]	
Statistics [NW/ W]		[Valid=72 /-] [Invalid=2992 /-]	
Value	Label	Cases	Percentage
0	Say or do something to humiliate you in front of others?	0	
2	No	0	
3	Threaten to hurt or harm you or someone close to you?	0	
4	Insult you or make you feel bad about yourself?	0	
5	Push you, shake you, or throw something at you	0	
6	Slap you	0	
7	Twist your arm or pull your hair	0	
8	Punch you with his fist or something that could hurt you	0	
9	Kick you, drag you, or beat you up	0	
10	Try to choke you or burn you on purpose	0	
11	Threatened to attack you with a knife or other weapon	0	
12	Attacked you with a weapon	72	100.0%
13	Touched you in a sexual way (e.g. kissing, grabbing, or fondling), when you did not want them to	0	
14	Try to have sexual intercourse with you when you did not want to but did not succeed	0	
15	Physically forced you to have sexual intercourse even when you did not want to	0	
16	Forced you to perform sexual acts when you did not want to	0	
Sysmiss		2992	
Warning: these figures indicate the number of cases found in the data file. They cannot be interpreted as summary statistics of the population of interest.			
# srs_male_violen_12mths_13: Has anyone ever done any of the following things to you in the last 12 months:			
Information		[Type= discrete] [Format=numeric] [Range= 0-16] [Missing=*]	
Statistics [NW/ W]		[Valid=22 /-] [Invalid=3042 /-]	
Value	Label	Cases	Percentage
0	Say or do something to humiliate you in front of others?	0	
2	No	0	
3	Threaten to hurt or harm you or someone close to you?	0	
4	Insult you or make you feel bad about yourself?	0	
5	Push you, shake you, or throw something at you	0	
6	Slap you	0	
7	Twist your arm or pull your hair	0	
8	Punch you with his fist or something that could hurt you	0	
9	Kick you, drag you, or beat you up	0	
10	Try to choke you or burn you on purpose	0	
11	Threatened to attack you with a knife or other weapon	0	
12	Attacked you with a weapon	0	
13	Touched you in a sexual way (e.g. kissing, grabbing, or fondling), when you did not want them to	22	100.0%
14	Try to have sexual intercourse with you when you did not want to but did not succeed	0	
15	Physically forced you to have sexual intercourse even when you did not want to	0	
16	Forced you to perform sexual acts when you did not want to	0	

# srs_male_violen_12mths_13: Has anyone ever done any of the following things to you in the last 12 months:			
Value	Label	Cases	Percentage
Sysmiss		3042	
Warning: these figures indicate the number of cases found in the data file. They cannot be interpreted as summary statistics of the population of interest.			
# srs_male_violen_12mths_14: Has anyone ever done any of the following things to you in the last 12 months:			
Information	[Type= discrete] [Format=numeric] [Range= 0-16] [Missing=*]		
Statistics [NW/ W]	[Valid=26 /-] [Invalid=3038 /-]		
Value	Label	Cases	Percentage
0	Say or do something to humiliate you in front of others?	0	
2	No	0	
3	Threaten to hurt or harm you or someone close to you?	0	
4	Insult you or make you feel bad about yourself?	0	
5	Push you, shake you, or throw something at you	0	
6	Slap you	0	
7	Twist your arm or pull your hair	0	
8	Punch you with his fist or something that could hurt you	0	
9	Kick you, drag you, or beat you up	0	
10	Try to choke you or burn you on purpose	0	
11	Threatened to attack you with a knife or other weapon	0	
12	Attacked you with a weapon	0	
13	Touched you in a sexual way (e.g. kissing, grabbing, or fondling), when you did not want them to	0	
14	Try to have sexual intercourse with you when you did not want to but did not succeed	26	<div><div></div></div> 100.0%
15	Physically forced you to have sexual intercourse even when you did not want to	0	
16	Forced you to perform sexual acts when you did not want to	0	
Sysmiss		3038	
Warning: these figures indicate the number of cases found in the data file. They cannot be interpreted as summary statistics of the population of interest.			
# srs_male_violen_12mths_15: Has anyone ever done any of the following things to you in the last 12 months:			
Information	[Type= discrete] [Format=character] [Missing=*]		
Statistics [NW/ W]	[Valid=11 /-] [Invalid=0 /-]		
# srs_male_violen_12mths_16: Has anyone ever done any of the following things to you in the last 12 months:			
Information	[Type= discrete] [Format=character] [Missing=*]		
Statistics [NW/ W]	[Valid=9 /-] [Invalid=0 /-]		
# srs_male_violen_12mths_2: Has anyone ever done any of the following things to you in the last 12 months:			
Information	[Type= discrete] [Format=numeric] [Range= 0-16] [Missing=*]		
Statistics [NW/ W]	[Valid=1345 /-] [Invalid=1719 /-]		
Value	Label	Cases	Percentage
0	Say or do something to humiliate you in front of others?	0	
2	No	1345	<div><div></div></div> 100.0%
3	Threaten to hurt or harm you or someone close to you?	0	
4	Insult you or make you feel bad about yourself?	0	
5	Push you, shake you, or throw something at you	0	
6	Slap you	0	

# srs_male_violen_12mths_2: Has anyone ever done any of the following things to you in the last 12 months:			
Value	Label	Cases	Percentage
7	Twist your arm or pull your hair	0	
8	Punch you with his fist or something that could hurt you	0	
9	Kick you, drag you, or beat you up	0	
10	Try to choke you or burn you on purpose	0	
11	Threatened to attack you with a knife or other weapon	0	
12	Attacked you with a weapon	0	
13	Touched you in a sexual way (e.g. kissing, grabbing, or fondling), when you did not want them to	0	
14	Try to have sexual intercourse with you when you did not want to but did not succeed	0	
15	Physically forced you to have sexual intercourse even when you did not want to	0	
16	Forced you to perform sexual acts when you did not want to	0	
Sysmiss		1719	
Warning: these figures indicate the number of cases found in the data file. They cannot be interpreted as summary statistics of the population of interest.			
# srs_male_violen_12mths_3: Has anyone ever done any of the following things to you in the last 12 months:			
Information	[Type= discrete] [Format=numeric] [Range= 0-16] [Missing=*]		
Statistics [NW/ W]	[Valid=95 /-] [Invalid=2969 /-]		
Value	Label	Cases	Percentage
0	Say or do something to humiliate you in front of others?	0	
2	No	0	
3	Threaten to hurt or harm you or someone close to you?	95	100.0%
4	Insult you or make you feel bad about yourself?	0	
5	Push you, shake you, or throw something at you	0	
6	Slap you	0	
7	Twist your arm or pull your hair	0	
8	Punch you with his fist or something that could hurt you	0	
9	Kick you, drag you, or beat you up	0	
10	Try to choke you or burn you on purpose	0	
11	Threatened to attack you with a knife or other weapon	0	
12	Attacked you with a weapon	0	
13	Touched you in a sexual way (e.g. kissing, grabbing, or fondling), when you did not want them to	0	
14	Try to have sexual intercourse with you when you did not want to but did not succeed	0	
15	Physically forced you to have sexual intercourse even when you did not want to	0	
16	Forced you to perform sexual acts when you did not want to	0	
Sysmiss		2969	
Warning: these figures indicate the number of cases found in the data file. They cannot be interpreted as summary statistics of the population of interest.			
# srs_male_violen_12mths_4: Has anyone ever done any of the following things to you in the last 12 months:			
Information	[Type= discrete] [Format=numeric] [Range= 0-16] [Missing=*]		
Statistics [NW/ W]	[Valid=190 /-] [Invalid=2874 /-]		
Value	Label	Cases	Percentage
0	Say or do something to humiliate you in front of others?	0	
2	No	0	

# srs_male_violen_12mths_4: Has anyone ever done any of the following things to you in the last 12 months:			
Value	Label	Cases	Percentage
3	Threaten to hurt or harm you or someone close to you?	0	
4	Insult you or make you feel bad about yourself?	190	100.0%
5	Push you, shake you, or throw something at you	0	
6	Slap you	0	
7	Twist your arm or pull your hair	0	
8	Punch you with his fist or something that could hurt you	0	
9	Kick you, drag you, or beat you up	0	
10	Try to choke you or burn you on purpose	0	
11	Threatened to attack you with a knife or other weapon	0	
12	Attacked you with a weapon	0	
13	Touched you in a sexual way (e.g. kissing, grabbing, or fondling), when you did not want them to	0	
14	Try to have sexual intercourse with you when you did not want to but did not succeed	0	
15	Physically forced you to have sexual intercourse even when you did not want to	0	
16	Forced you to perform sexual acts when you did not want to	0	
Sysmiss		2874	
Warning: these figures indicate the number of cases found in the data file. They cannot be interpreted as summary statistics of the population of interest.			
# srs_male_violen_12mths_5: Has anyone ever done any of the following things to you in the last 12 months:			
Information	[Type= discrete] [Format=numeric] [Range= 0-16] [Missing=*]		
Statistics [NW/ W]	[Valid=78 /-] [Invalid=2986 /-]		
Value	Label	Cases	Percentage
0	Say or do something to humiliate you in front of others?	0	
2	No	0	
3	Threaten to hurt or harm you or someone close to you?	0	
4	Insult you or make you feel bad about yourself?	0	
5	Push you, shake you, or throw something at you	78	100.0%
6	Slap you	0	
7	Twist your arm or pull your hair	0	
8	Punch you with his fist or something that could hurt you	0	
9	Kick you, drag you, or beat you up	0	
10	Try to choke you or burn you on purpose	0	
11	Threatened to attack you with a knife or other weapon	0	
12	Attacked you with a weapon	0	
13	Touched you in a sexual way (e.g. kissing, grabbing, or fondling), when you did not want them to	0	
14	Try to have sexual intercourse with you when you did not want to but did not succeed	0	
15	Physically forced you to have sexual intercourse even when you did not want to	0	
16	Forced you to perform sexual acts when you did not want to	0	
Sysmiss		2986	
Warning: these figures indicate the number of cases found in the data file. They cannot be interpreted as summary statistics of the population of interest.			
# srs_male_violen_12mths_6: Has anyone ever done any of the following things to you in the last 12 months:			
Information	[Type= discrete] [Format=numeric] [Range= 0-16] [Missing=*]		

# srs_male_violen_12mths_6: Has anyone ever done any of the following things to you in the last 12 months:			
Statistics [NW/ W]		[Valid=130 /-] [Invalid=2934 /-]	
Value	Label	Cases	Percentage
0	Say or do something to humiliate you in front of others?	0	
2	No	0	
3	Threaten to hurt or harm you or someone close to you?	0	
4	Insult you or make you feel bad about yourself?	0	
5	Push you, shake you, or throw something at you	0	
6	Slap you	130	<div><div></div></div> 100.0%
7	Twist your arm or pull your hair	0	
8	Punch you with his fist or something that could hurt you	0	
9	Kick you, drag you, or beat you up	0	
10	Try to choke you or burn you on purpose	0	
11	Threatened to attack you with a knife or other weapon	0	
12	Attacked you with a weapon	0	
13	Touched you in a sexual way (e.g. kissing, grabbing, or fondling), when you did not want them to	0	
14	Try to have sexual intercourse with you when you did not want to but did not succeed	0	
15	Physically forced you to have sexual intercourse even when you did not want to	0	
16	Forced you to perform sexual acts when you did not want to	0	
Sysmiss		2934	
Warning: these figures indicate the number of cases found in the data file. They cannot be interpreted as summary statistics of the population of interest.			
# srs_male_violen_12mths_7: Has anyone ever done any of the following things to you in the last 12 months:			
Information		[Type= discrete] [Format=numeric] [Range= 0-16] [Missing=*]	
Statistics [NW/ W]		[Valid=40 /-] [Invalid=3024 /-]	
Value	Label	Cases	Percentage
0	Say or do something to humiliate you in front of others?	0	
2	No	0	
3	Threaten to hurt or harm you or someone close to you?	0	
4	Insult you or make you feel bad about yourself?	0	
5	Push you, shake you, or throw something at you	0	
6	Slap you	0	
7	Twist your arm or pull your hair	40	<div><div></div></div> 100.0%
8	Punch you with his fist or something that could hurt you	0	
9	Kick you, drag you, or beat you up	0	
10	Try to choke you or burn you on purpose	0	
11	Threatened to attack you with a knife or other weapon	0	
12	Attacked you with a weapon	0	
13	Touched you in a sexual way (e.g. kissing, grabbing, or fondling), when you did not want them to	0	
14	Try to have sexual intercourse with you when you did not want to but did not succeed	0	
15	Physically forced you to have sexual intercourse even when you did not want to	0	
16	Forced you to perform sexual acts when you did not want to	0	
Sysmiss		3024	

# srs_male_violen_12mths_7: Has anyone ever done any of the following things to you in the last 12 months:			
Warning: these figures indicate the number of cases found in the data file. They cannot be interpreted as summary statistics of the population of interest.			
# srs_male_violen_12mths_8: Has anyone ever done any of the following things to you in the last 12 months:			
Information	[Type= discrete] [Format=numeric] [Range= 0-16] [Missing=*]		
Statistics [NW/ W]	[Valid=96 /-] [Invalid=2968 /-]		
Value	Label	Cases	Percentage
0	Say or do something to humiliate you in front of others?	0	
2	No	0	
3	Threaten to hurt or harm you or someone close to you?	0	
4	Insult you or make you feel bad about yourself?	0	
5	Push you, shake you, or throw something at you	0	
6	Slap you	0	
7	Twist your arm or pull your hair	0	
8	Punch you with his fist or something that could hurt you	96	100.0%
9	Kick you, drag you, or beat you up	0	
10	Try to choke you or burn you on purpose	0	
11	Threatened to attack you with a knife or other weapon	0	
12	Attacked you with a weapon	0	
13	Touched you in a sexual way (e.g. kissing, grabbing, or fondling), when you did not want them to	0	
14	Try to have sexual intercourse with you when you did not want to but did not succeed	0	
15	Physically forced you to have sexual intercourse even when you did not want to	0	
16	Forced you to perform sexual acts when you did not want to	0	
Sysmiss		2968	
Warning: these figures indicate the number of cases found in the data file. They cannot be interpreted as summary statistics of the population of interest.			
# srs_male_violen_12mths_9: Has anyone ever done any of the following things to you in the last 12 months:			
Information	[Type= discrete] [Format=numeric] [Range= 0-16] [Missing=*]		
Statistics [NW/ W]	[Valid=61 /-] [Invalid=3003 /-]		
Value	Label	Cases	Percentage
0	Say or do something to humiliate you in front of others?	0	
2	No	0	
3	Threaten to hurt or harm you or someone close to you?	0	
4	Insult you or make you feel bad about yourself?	0	
5	Push you, shake you, or throw something at you	0	
6	Slap you	0	
7	Twist your arm or pull your hair	0	
8	Punch you with his fist or something that could hurt you	0	
9	Kick you, drag you, or beat you up	61	100.0%
10	Try to choke you or burn you on purpose	0	
11	Threatened to attack you with a knife or other weapon	0	
12	Attacked you with a weapon	0	
13	Touched you in a sexual way (e.g. kissing, grabbing, or fondling), when you did not want them to	0	
14	Try to have sexual intercourse with you when you did not want to but did not succeed	0	

# srs_male_violen_12mths_9: Has anyone ever done any of the following things to you in the last 12 months:			
Value	Label	Cases	Percentage
15	Physically forced you to have sexual intercourse even when you did not want to	0	
16	Forced you to perform sexual acts when you did not want to	0	
Sysmiss		3003	
Warning: these figures indicate the number of cases found in the data file. They cannot be interpreted as summary statistics of the population of interest.			
# srs_sasa_expr_0: Has your partner/most recent partner done at least one of the following things t			
Information	[Type= discrete] [Format=numeric] [Range= 0-7] [Missing=*]		
Statistics [NW/ W]	[Valid=3 /-] [Invalid=3061 /-]		
Value	Label	Cases	Percentage
0	Pushed her or shoved her or pulled her hair	3	<div></div> 100.0%
2	No	0	
3	Hit her with his fist or something else that could hurt her	0	
4	Kicked her, dragged her or beat her up	0	
5	Choked or burnt her on purpose	0	
6	Threatened to use or actually used a gun, knife or other weapon against her	0	
7	Threatened to use or actually used a panga (stick) against her	0	
Sysmiss		3061	
Warning: these figures indicate the number of cases found in the data file. They cannot be interpreted as summary statistics of the population of interest.			
# srs_sasa_expr_2: Has your partner/most recent partner done at least one of the following things t			
Information	[Type= discrete] [Format=numeric] [Range= 0-7] [Missing=*]		
Statistics [NW/ W]	[Valid=134 /-] [Invalid=2930 /-]		
Value	Label	Cases	Percentage
0	Pushed her or shoved her or pulled her hair	0	
2	No	134	<div></div> 100.0%
3	Hit her with his fist or something else that could hurt her	0	
4	Kicked her, dragged her or beat her up	0	
5	Choked or burnt her on purpose	0	
6	Threatened to use or actually used a gun, knife or other weapon against her	0	
7	Threatened to use or actually used a panga (stick) against her	0	
Sysmiss		2930	
Warning: these figures indicate the number of cases found in the data file. They cannot be interpreted as summary statistics of the population of interest.			
# srs_sasa_expr_3: Has your partner/most recent partner done at least one of the following things t			
Information	[Type= discrete] [Format=numeric] [Range= 0-7] [Missing=*]		
Statistics [NW/ W]	[Valid=4 /-] [Invalid=3060 /-]		
Value	Label	Cases	Percentage
0	Pushed her or shoved her or pulled her hair	0	
2	No	0	
3	Hit her with his fist or something else that could hurt her	4	<div></div> 100.0%
4	Kicked her, dragged her or beat her up	0	
5	Choked or burnt her on purpose	0	
6	Threatened to use or actually used a gun, knife or other weapon against her	0	

# srs_sasa_expr_3: Has your partner/most recent partner done at least one of the following things t			
Value	Label	Cases	Percentage
7	Threatened to use or actually used a panga (stick) against her	0	
Sysmiss		3060	
Warning: these figures indicate the number of cases found in the data file. They cannot be interpreted as summary statistics of the population of interest.			
# srs_sasa_expr_4: Has your partner/most recent partner done at least one of the following things t			
Information	[Type= discrete] [Format=numeric] [Range= 0-7] [Missing=*]		
Statistics [NW/ W]	[Valid=1 /-] [Invalid=3063 /-]		
Value	Label	Cases	Percentage
0	Pushed her or shoved her or pulled her hair	0	
2	No	0	
3	Hit her with his fist or something else that could hurt her	0	
4	Kicked her, dragged her or beat her up	1	100.0%
5	Choked or burnt her on purpose	0	
6	Threatened to use or actually used a gun, knife or other weapon against her	0	
7	Threatened to use or actually used a panga (stick) against her	0	
Sysmiss		3063	
Warning: these figures indicate the number of cases found in the data file. They cannot be interpreted as summary statistics of the population of interest.			
# srs_sasa_expr_5: Has your partner/most recent partner done at least one of the following things t			
Information	[Type= discrete] [Format=numeric] [Range= 0-7] [Missing=*]		
Statistics [NW/ W]	[Valid=1 /-] [Invalid=3063 /-]		
Value	Label	Cases	Percentage
0	Pushed her or shoved her or pulled her hair	0	
2	No	0	
3	Hit her with his fist or something else that could hurt her	0	
4	Kicked her, dragged her or beat her up	0	
5	Choked or burnt her on purpose	1	100.0%
6	Threatened to use or actually used a gun, knife or other weapon against her	0	
7	Threatened to use or actually used a panga (stick) against her	0	
Sysmiss		3063	
Warning: these figures indicate the number of cases found in the data file. They cannot be interpreted as summary statistics of the population of interest.			
# srs_sasa_expr_6: Has your partner/most recent partner done at least one of the following things t			
Information	[Type= discrete] [Format=numeric] [Range= 0-7] [Missing=*]		
Statistics [NW/ W]	[Valid=1 /-] [Invalid=3063 /-]		
Value	Label	Cases	Percentage
0	Pushed her or shoved her or pulled her hair	0	
2	No	0	
3	Hit her with his fist or something else that could hurt her	0	
4	Kicked her, dragged her or beat her up	0	
5	Choked or burnt her on purpose	0	
6	Threatened to use or actually used a gun, knife or other weapon against her	1	100.0%
7	Threatened to use or actually used a panga (stick) against her	0	
Sysmiss		3063	

# srs_sasa_expr_6: Has your partner/most recent partner done at least one of the following things t			
Warning: these figures indicate the number of cases found in the data file. They cannot be interpreted as summary statistics of the population of interest.			
# srs_sasa_expr_7: Has your partner/most recent partner done at least one of the following things t			
Information	[Type= discrete] [Format=numeric] [Range= 0-7] [Missing=*]		
Statistics [NW/ W]	[Valid=3 -/] [Invalid=3061 -/]		
Value	Label	Cases	Percentage
0	Pushed her or shoved her or pulled her hair	0	
2	No	0	
3	Hit her with his fist or something else that could hurt her	0	
4	Kicked her, dragged her or beat her up	0	
5	Choked or burnt her on purpose	0	
6	Threatened to use or actually used a gun, knife or other weapon against her	0	
7	Threatened to use or actually used a panga (stick) against her	3	<div><div></div></div> 100.0%
Sysmiss		3061	
Warning: these figures indicate the number of cases found in the data file. They cannot be interpreted as summary statistics of the population of interest.			
# srs_useviol_12mths: Have you used physical or sexual violence on your partner in the last 12 months?			
Information	[Type= discrete] [Format=numeric] [Range= 0-98] [Missing=*]		
Statistics [NW/ W]	[Valid=136 -/] [Invalid=2928 -/]		
Value	Label	Cases	Percentage
0	No, I have never had it	0	
1	Yes	4	<div><div></div></div> 2.9%
2	No	131	<div><div></div></div> 96.3%
3	Yes, but not sure about the exact age	0	
90	I am not sure	0	
93	Prefer not to answer	1	<div><div></div></div> 0.7%
95	Not had sex with this partner in the last 4 weeks	0	
97	N/A	0	
98	Don't know	0	
Sysmiss		2928	
Warning: these figures indicate the number of cases found in the data file. They cannot be interpreted as summary statistics of the population of interest.			
# srs_srpscale01: Most of the time, we do what my partner wants to do			
Information	[Type= discrete] [Format=numeric] [Range= 1-4] [Missing=*]		
Statistics [NW/ W]	[Valid=236 -/] [Invalid=2828 -/]		
Value	Label	Cases	Percentage
1	Strongly Agree	24	<div><div></div></div> 10.2%
2	Agree	48	<div><div></div></div> 20.3%
3	Disagree	92	<div><div></div></div> 39.0%
4	Strongly Disagree	72	<div><div></div></div> 30.5%
Sysmiss		2828	
Warning: these figures indicate the number of cases found in the data file. They cannot be interpreted as summary statistics of the population of interest.			
# srs_srpscale02: My partner won't let me wear certain things			
Information	[Type= discrete] [Format=numeric] [Range= 1-4] [Missing=*]		
Statistics [NW/ W]	[Valid=236 -/] [Invalid=2828 -/]		

# srs_srpscale02: My partner won't let me wear certain things				
Value		Label	Cases	Percentage
1		Strongly Agree	11	<div><div></div></div> 4.7%
2		Agree	39	<div><div></div></div> 16.5%
3		Disagree	119	<div><div></div></div> 50.4%
4		Strongly Disagree	67	<div><div></div></div> 28.4%
Sysmiss			2828	
Warning: these figures indicate the number of cases found in the data file. They cannot be interpreted as summary statistics of the population of interest.				
# srs_srpscale03: When my partner and I are together, I'm pretty quiet				
Information		[Type= discrete] [Format=numeric] [Range= 1-4] [Missing=*]		
Statistics [NW/ W]		[Valid=236 /-] [Invalid=2828 /-]		
Value		Label	Cases	Percentage
1		Strongly Agree	19	<div><div></div></div> 8.1%
2		Agree	39	<div><div></div></div> 16.5%
3		Disagree	112	<div><div></div></div> 47.5%
4		Strongly Disagree	66	<div><div></div></div> 28.0%
Sysmiss			2828	
Warning: these figures indicate the number of cases found in the data file. They cannot be interpreted as summary statistics of the population of interest.				
# srs_srpscale04: My partner has more say than I do about important decisions that affect us				
Information		[Type= discrete] [Format=numeric] [Range= 1-4] [Missing=*]		
Statistics [NW/ W]		[Valid=236 /-] [Invalid=2828 /-]		
Value		Label	Cases	Percentage
1		Strongly Agree	13	<div><div></div></div> 5.5%
2		Agree	23	<div><div></div></div> 9.7%
3		Disagree	127	<div><div></div></div> 53.8%
4		Strongly Disagree	73	<div><div></div></div> 30.9%
Sysmiss			2828	
Warning: these figures indicate the number of cases found in the data file. They cannot be interpreted as summary statistics of the population of interest.				
# srs_srpscale05: My partner tells me who I can spend time with				
Information		[Type= discrete] [Format=numeric] [Range= 1-4] [Missing=*]		
Statistics [NW/ W]		[Valid=236 /-] [Invalid=2828 /-]		
Value		Label	Cases	Percentage
1		Strongly Agree	10	<div><div></div></div> 4.2%
2		Agree	24	<div><div></div></div> 10.2%
3		Disagree	123	<div><div></div></div> 52.1%
4		Strongly Disagree	79	<div><div></div></div> 33.5%
Sysmiss			2828	
Warning: these figures indicate the number of cases found in the data file. They cannot be interpreted as summary statistics of the population of interest.				
# srs_srpscale06: If I asked my partner to use a condom, he would think I'm having sex with other				
Information		[Type= discrete] [Format=numeric] [Range= 1-4] [Missing=*]		
Statistics [NW/ W]		[Valid=235 /-] [Invalid=2829 /-]		
Value		Label	Cases	Percentage
1		Strongly Agree	30	<div><div></div></div> 12.8%
2		Agree	27	<div><div></div></div> 11.5%

# srs_srpscale06: If I asked my partner to use a condom, he would think I'm having sex with other			
Value	Label	Cases	Percentage
3	Disagree	113	<div><div></div></div> 48.1%
4	Strongly Disagree	65	<div><div></div></div> 27.7%
Sysmiss		2829	
Warning: these figures indicate the number of cases found in the data file. They cannot be interpreted as summary statistics of the population of interest.			
# srs_srpscale07: I feel trapped or stuck in our relationship			
Information	[Type= discrete] [Format=numeric] [Range= 1-4] [Missing=*]		
Statistics [NW/ W]	[Valid=236 /-] [Invalid=2828 /-]		
Value	Label	Cases	Percentage
1	Strongly Agree	16	<div><div></div></div> 6.8%
2	Agree	23	<div><div></div></div> 9.7%
3	Disagree	118	<div><div></div></div> 50.0%
4	Strongly Disagree	79	<div><div></div></div> 33.5%
Sysmiss		2828	
Warning: these figures indicate the number of cases found in the data file. They cannot be interpreted as summary statistics of the population of interest.			
# srs_srpscale08: My partner does what he wants, even if I do not want him to			
Information	[Type= discrete] [Format=numeric] [Range= 1-4] [Missing=*]		
Statistics [NW/ W]	[Valid=236 /-] [Invalid=2828 /-]		
Value	Label	Cases	Percentage
1	Strongly Agree	12	<div><div></div></div> 5.1%
2	Agree	21	<div><div></div></div> 8.9%
3	Disagree	124	<div><div></div></div> 52.5%
4	Strongly Disagree	79	<div><div></div></div> 33.5%
Sysmiss		2828	
Warning: these figures indicate the number of cases found in the data file. They cannot be interpreted as summary statistics of the population of interest.			
# srs_srpscale09: I am more committed to our relationship than my partner is			
Information	[Type= discrete] [Format=numeric] [Range= 1-4] [Missing=*]		
Statistics [NW/ W]	[Valid=236 /-] [Invalid=2828 /-]		
Value	Label	Cases	Percentage
1	Strongly Agree	27	<div><div></div></div> 11.4%
2	Agree	37	<div><div></div></div> 15.7%
3	Disagree	116	<div><div></div></div> 49.2%
4	Strongly Disagree	56	<div><div></div></div> 23.7%
Sysmiss		2828	
Warning: these figures indicate the number of cases found in the data file. They cannot be interpreted as summary statistics of the population of interest.			
# srs_srpscale10: When my partner and I disagree, he gets his way most of the time			
Information	[Type= discrete] [Format=numeric] [Range= 1-4] [Missing=*]		
Statistics [NW/ W]	[Valid=236 /-] [Invalid=2828 /-]		
Value	Label	Cases	Percentage
1	Strongly Agree	16	<div><div></div></div> 6.8%
2	Agree	36	<div><div></div></div> 15.3%
3	Disagree	108	<div><div></div></div> 45.8%
4	Strongly Disagree	76	<div><div></div></div> 32.2%

# srs_srpscale10: When my partner and I disagree, he gets his way most of the time			
Value	Label	Cases	Percentage
Sysmiss		2828	
Warning: these figures indicate the number of cases found in the data file. They cannot be interpreted as summary statistics of the population of interest.			
# srs_srpscale11: My partner gets more out of our relationship than I do			
Information	[Type= discrete] [Format=numeric] [Range= 1-4] [Missing=*]		
Statistics [NW/ W]	[Valid=236 /-] [Invalid=2828 /-]		
Value	Label	Cases	Percentage
1	Strongly Agree	21	<div><div></div></div> 8.9%
2	Agree	27	<div><div></div></div> 11.4%
3	Disagree	120	<div><div></div></div> 50.8%
4	Strongly Disagree	68	<div><div></div></div> 28.8%
Sysmiss		2828	
Warning: these figures indicate the number of cases found in the data file. They cannot be interpreted as summary statistics of the population of interest.			
# srs_srpscale12: My partner always wants to know where I am			
Information	[Type= discrete] [Format=numeric] [Range= 1-4] [Missing=*]		
Statistics [NW/ W]	[Valid=236 /-] [Invalid=2828 /-]		
Value	Label	Cases	Percentage
1	Strongly Agree	42	<div><div></div></div> 17.8%
2	Agree	46	<div><div></div></div> 19.5%
3	Disagree	93	<div><div></div></div> 39.4%
4	Strongly Disagree	55	<div><div></div></div> 23.3%
Sysmiss		2828	
Warning: these figures indicate the number of cases found in the data file. They cannot be interpreted as summary statistics of the population of interest.			
# srs_srpscale13: If I asked my partner to use a condom, he would get angry			
Information	[Type= discrete] [Format=numeric] [Range= 1-4] [Missing=*]		
Statistics [NW/ W]	[Valid=235 /-] [Invalid=2829 /-]		
Value	Label	Cases	Percentage
1	Strongly Agree	10	<div><div></div></div> 4.3%
2	Agree	26	<div><div></div></div> 11.1%
3	Disagree	110	<div><div></div></div> 46.8%
4	Strongly Disagree	89	<div><div></div></div> 37.9%
Sysmiss		2829	
Warning: these figures indicate the number of cases found in the data file. They cannot be interpreted as summary statistics of the population of interest.			
# srs_srpscale14: If I asked my partner to use a condom, he would get violent			
Information	[Type= discrete] [Format=numeric] [Range= 1-4] [Missing=*]		
Statistics [NW/ W]	[Valid=235 /-] [Invalid=2829 /-]		
Value	Label	Cases	Percentage
1	Strongly Agree	12	<div><div></div></div> 5.1%
2	Agree	27	<div><div></div></div> 11.5%
3	Disagree	105	<div><div></div></div> 44.7%
4	Strongly Disagree	91	<div><div></div></div> 38.7%
Sysmiss		2829	
Warning: these figures indicate the number of cases found in the data file. They cannot be interpreted as summary statistics of the population of interest.			

# srs_dmdscale01: Who usually has more say about whose friends to go out with?			
Information	[Type= discrete] [Format=numeric] [Range= 1-80] [Missing=*]		
Statistics [NW/ W]	[Valid=2393 /-] [Invalid=671 /-]		
Value	Label	Cases	Percentage
1	Your partner	102	<div><div></div></div> 4.3%
2	Both of You Equally	680	<div><div></div></div> 28.4%
3	You	947	<div><div></div></div> 39.6%
80	I have no partner	664	<div><div></div></div> 27.7%
Sysmiss		671	
Warning: these figures indicate the number of cases found in the data file. They cannot be interpreted as summary statistics of the population of interest.			
# srs_dmdscale02: Who usually has more say about whether you have sex?			
Information	[Type= discrete] [Format=numeric] [Range= 1-80] [Missing=*]		
Statistics [NW/ W]	[Valid=1561 /-] [Invalid=1503 /-]		
Value	Label	Cases	Percentage
1	Your partner	80	<div><div></div></div> 5.1%
2	Both of You Equally	1159	<div><div></div></div> 74.2%
3	You	216	<div><div></div></div> 13.8%
80	I have no partner	106	<div><div></div></div> 6.8%
Sysmiss		1503	
Warning: these figures indicate the number of cases found in the data file. They cannot be interpreted as summary statistics of the population of interest.			
# srs_dmdscale03: Who usually has more say about what you do together?			
Information	[Type= discrete] [Format=numeric] [Range= 1-80] [Missing=*]		
Statistics [NW/ W]	[Valid=2393 /-] [Invalid=671 /-]		
Value	Label	Cases	Percentage
1	Your partner	116	<div><div></div></div> 4.8%
2	Both of You Equally	1329	<div><div></div></div> 55.5%
3	You	286	<div><div></div></div> 12.0%
80	I have no partner	662	<div><div></div></div> 27.7%
Sysmiss		671	
Warning: these figures indicate the number of cases found in the data file. They cannot be interpreted as summary statistics of the population of interest.			
# srs_dmdscale04: Who usually has more say about how often you see one another?			
Information	[Type= discrete] [Format=numeric] [Range= 1-80] [Missing=*]		
Statistics [NW/ W]	[Valid=2393 /-] [Invalid=671 /-]		
Value	Label	Cases	Percentage
1	Your partner	130	<div><div></div></div> 5.4%
2	Both of You Equally	1282	<div><div></div></div> 53.6%
3	You	307	<div><div></div></div> 12.8%
80	I have no partner	674	<div><div></div></div> 28.2%
Sysmiss		671	
Warning: these figures indicate the number of cases found in the data file. They cannot be interpreted as summary statistics of the population of interest.			
# srs_dmdscale05: Who usually has more say about when you talk about serious things?			
Information	[Type= discrete] [Format=numeric] [Range= 1-80] [Missing=*]		
Statistics [NW/ W]	[Valid=2393 /-] [Invalid=671 /-]		

# srs_dmdscale05: Who usually has more say about when you talk about serious things?			
Value	Label	Cases	Percentage
1	Your partner	128	<div><div></div></div> 5.3%
2	Both of You Equally	1265	<div><div></div></div> 52.9%
3	You	333	<div><div></div></div> 13.9%
80	I have no partner	667	<div><div></div></div> 27.9%
Sysmiss		671	
Warning: these figures indicate the number of cases found in the data file. They cannot be interpreted as summary statistics of the population of interest.			
# srs_dmdscale06: In general, who do you think has more power in your relationship?			
Information	[Type= discrete] [Format=numeric] [Range= 1-80] [Missing=*]		
Statistics [NW/ W]	[Valid=2393 /-] [Invalid=671 /-]		
Value	Label	Cases	Percentage
1	Your partner	142	<div><div></div></div> 5.9%
2	Both of You Equally	1194	<div><div></div></div> 49.9%
3	You	386	<div><div></div></div> 16.1%
80	I have no partner	671	<div><div></div></div> 28.0%
Sysmiss		671	
Warning: these figures indicate the number of cases found in the data file. They cannot be interpreted as summary statistics of the population of interest.			
# srs_dmdscale07: Who usually has more say about whether you use condoms?			
Information	[Type= discrete] [Format=numeric] [Range= 1-80] [Missing=*]		
Statistics [NW/ W]	[Valid=1561 /-] [Invalid=1503 /-]		
Value	Label	Cases	Percentage
1	Your partner	81	<div><div></div></div> 5.2%
2	Both of You Equally	1141	<div><div></div></div> 73.1%
3	You	235	<div><div></div></div> 15.1%
80	I have no partner	104	<div><div></div></div> 6.7%
Sysmiss		1503	
Warning: these figures indicate the number of cases found in the data file. They cannot be interpreted as summary statistics of the population of interest.			
# srs_dmdscale08: Who usually has more say about what types of sexual acts you do?			
Information	[Type= discrete] [Format=numeric] [Range= 1-80] [Missing=*]		
Statistics [NW/ W]	[Valid=1560 /-] [Invalid=1504 /-]		
Value	Label	Cases	Percentage
1	Your partner	80	<div><div></div></div> 5.1%
2	Both of You Equally	1183	<div><div></div></div> 75.8%
3	You	193	<div><div></div></div> 12.4%
80	I have no partner	104	<div><div></div></div> 6.7%
Sysmiss		1504	
Warning: these figures indicate the number of cases found in the data file. They cannot be interpreted as summary statistics of the population of interest.			
# srs_sv_to_contact: If it is safe for you to wait up to 3 days for help, then click <a href="#">HERE</a> to give us			
Information	[Type= discrete] [Format=numeric] [Range= 0-98] [Missing=*]		
Statistics [NW/ W]	[Valid=2389 /-] [Invalid=675 /-]		
Value	Label	Cases	Percentage
0	No, I have never had it	0	
1	Yes	59	<div><div></div></div> 2.5%

# srs\_sv\_to\_contact: If it is safe for you to wait up to 3 days for help, then click [HERE](#) to give us

Value	Label	Cases	Percentage
2	No	2238	<div></div> 93.7%
3	Yes, but not sure about the exact age	0	
90	I am not sure	0	
93	Prefer not to answer	41	<div></div> 1.7%
95	Not had sex with this partner in the last 4 weeks	0	
97	N/A	0	
98	Don't know	51	<div></div> 2.1%
Sysmiss		675	

*Warning: these figures indicate the number of cases found in the data file. They cannot be interpreted as summary statistics of the population of interest.*

# srs\_sv\_contact\_method: Please tell us how you would like us to contact you:

Information	[Type= discrete] [Format=numeric] [Range= 1-2] [Missing=*]
Statistics [NW/ W]	[Valid=59 /-] [Invalid=3005 /-]

Value	Label	Cases	Percentage
1	Phone call	41	<div></div> 69.5%
2	Home visit by Social Worker	18	<div></div> 30.5%
Sysmiss		3005	

*Warning: these figures indicate the number of cases found in the data file. They cannot be interpreted as summary statistics of the population of interest.*

# srs\_sv\_phonetime: Please indicate when is best to call:

Information	[Type= discrete] [Format=character] [Missing=*]
Statistics [NW/ W]	[Valid=41 /-] [Invalid=0 /-]

# srs\_sv\_visittime: Please indicate which time of day is best:

Information	[Type= discrete] [Format=character] [Missing=*]
Statistics [NW/ W]	[Valid=18 /-] [Invalid=0 /-]

# or\_trouble\_police: Have you ever been in trouble with the police?

Information	[Type= discrete] [Format=numeric] [Range= 0-98] [Missing=*]
Statistics [NW/ W]	[Valid=2395 /-] [Invalid=669 /-]

Value	Label	Cases	Percentage
0	No, I have never had it	0	
1	Yes	138	<div></div> 5.8%
2	No	2250	<div></div> 93.9%
3	Yes, but not sure about the exact age	0	
90	I am not sure	0	
93	Prefer not to answer	7	<div></div> 0.3%
95	Not had sex with this partner in the last 4 weeks	0	
97	N/A	0	
98	Don't know	0	
Sysmiss		669	

*Warning: these figures indicate the number of cases found in the data file. They cannot be interpreted as summary statistics of the population of interest.*

# or\_type\_trouble\_police: If yes, what kind of trouble?

Information	[Type= discrete] [Format=numeric] [Range= 1-96] [Missing=*]
Statistics [NW/ W]	[Valid=138 /-] [Invalid=2926 /-]

# or_type_trouble_police: If yes, what kind of trouble?			
Value	Label	Cases	Percentage
1	Imprisoned	88	<div></div> 63.8%
2	Traffic fines	6	<div></div> 4.3%
3	Expired vehicle disc	1	<div></div> 0.7%
4	Driving without a licence	2	<div></div> 1.4%
5	Driving under influence of alcohol	3	<div></div> 2.2%
96	Other, specify	38	<div></div> 27.5%
Sysmiss		2926	
Warning: these figures indicate the number of cases found in the data file. They cannot be interpreted as summary statistics of the population of interest.			
# or_type_trouble_police_oth: Please specify what other type of trouble			
Information	[Type= discrete] [Format=character] [Missing=*]		
Statistics [NW/ W]	[Valid=38 /-]		

# or_part_of_gang: Some Other young men belong to gangs for security reasons, for identity reasons			
Information	[Type= discrete] [Format=numeric] [Range= 0-98] [Missing=*]		
Statistics [NW/ W]	[Valid=1946 /-] [Invalid=1118 /-]		
Value	Label	Cases	Percentage
0	No, I have never had it	0	
1	Yes	51	2.6%
2	No	1887	97.0%
3	Yes, but not sure about the exact age	0	
90	I am not sure	0	
93	Prefer not to answer	8	0.4%
95	Not had sex with this partner in the last 4 weeks	0	
97	N/A	0	
98	Don't know	0	
Sysmiss		1118	
Warning: these figures indicate the number of cases found in the data file. They cannot be interpreted as summary statistics of the population of interest.			
# or_assisted_by: Did the participant respond to the question on the tablet or was the participant			
Information	[Type= discrete] [Format=numeric] [Range= 1-4] [Missing=*]		
Statistics [NW/ W]	[Valid=2392 /-] [Invalid=672 /-]		
Value	Label	Cases	Percentage
1	No, Field worker assisted with 1 or 2 pages	101	4.2%
2	Yes, Participant responded by themselves	2240	93.6%
3	No, Field worker assisted with 3 or more pages	17	0.7%
4	No, Field worker assisted with all pages	34	1.4%
Sysmiss		672	
Warning: these figures indicate the number of cases found in the data file. They cannot be interpreted as summary statistics of the population of interest.			
# hr_rapidtest_done: Was Rapid HIV test done?			
Information	[Type= discrete] [Format=numeric] [Range= 0-98] [Missing=*]		
Statistics [NW/ W]	[Valid=923 /-] [Invalid=2141 /-]		
Value	Label	Cases	Percentage
0	No, I have never had it	0	
1	Yes	668	72.4%
2	No	255	27.6%
3	Yes, but not sure about the exact age	0	
90	I am not sure	0	
93	Prefer not to answer	0	
95	Not had sex with this partner in the last 4 weeks	0	
97	N/A	0	
98	Don't know	0	
Sysmiss		2141	
Warning: these figures indicate the number of cases found in the data file. They cannot be interpreted as summary statistics of the population of interest.			
# hr_no_rapidtest_reas: Please specify the reason for not performing the HIV Rapid Test:			
Information	[Type= discrete] [Format=character] [Missing=*]		
Statistics [NW/ W]	[Valid=239 /-] [Invalid=0 /-]		

# dr_specim_collec: Was a research blood specimen collected?				
Information		[Type= discrete] [Format=numeric] [Range= 0-98] [Missing=*]		
Statistics [NW/ W]		[Valid=2130 /-] [Invalid=934 /-]		
Value	Label	Cases	Percentage	
0	No, I have never had it	0	<div><div></div></div> 97.1%	
1	Yes	2068		
2	No	62		<div><div></div></div> 2.9%
3	Yes, but not sure about the exact age	0		
90	I am not sure	0		
93	Prefer not to answer	0		
95	Not had sex with this partner in the last 4 weeks	0		
97	N/A	0		
98	Don't know	0		
Sysmiss		934		
Warning: these figures indicate the number of cases found in the data file. They cannot be interpreted as summary statistics of the population of interest.				
# dr_participant_id: Scan the Participant ID				
Information		[Type= discrete] [Format=character] [Missing=*]		
Statistics [NW/ W]		[Valid=2068 /-] [Invalid=0 /-]		
# dr_barcode: Scan Specimen barcode here				
Information		[Type= discrete] [Format=character] [Missing=*]		
Statistics [NW/ W]		[Valid=2068 /-] [Invalid=0 /-]		
# dr_specimen_status: Specimen Status				
Information		[Type= discrete] [Format=character] [Missing=*]		
Statistics [NW/ W]		[Valid=0 /-] [Invalid=0 /-]		
# dr_specimen_dt: Specimen Collection Date				
Information		[Type= discrete] [Format=character] [Missing=*]		
Statistics [NW/ W]		[Valid=2068 /-]		
# dr_hsv_test_result: HSV Result				
Information		[Type= discrete] [Format=numeric] [Range= 0-1] [Missing=*]		
Statistics [NW/ W]		[Valid=1925 /-] [Invalid=1139 /-]		
Value	Label	Cases	Percentage	
0	Negative	972	<div><div></div></div> 50.5%	
1	Positive	953	<div><div></div></div> 49.5%	
Sysmiss		1139		
Warning: these figures indicate the number of cases found in the data file. They cannot be interpreted as summary statistics of the population of interest.				
# dr_hiv_test_result: HIV Result				
Information		[Type= discrete] [Format=numeric] [Range= 0-9] [Missing=*]		
Statistics [NW/ W]		[Valid=2065 /-] [Invalid=999 /-]		
Value	Label	Cases	Percentage	
0	Valid Negative	1712	<div><div></div></div> 82.9%	
1	Valid Positive	353	<div><div></div></div> 17.1%	
2	Discordant	0		
3	Invalid	0		

# dr_hiv_test_result: HIV Result				
Value	Label	Cases	Percentage	
9	Test not done	0		
Sysmiss		999		
Warning: these figures indicate the number of cases found in the data file. They cannot be interpreted as summary statistics of the population of interest.				
# dr_hiv_test_comnt: HIV Test comment				
Information	[Type= discrete] [Format=character] [Missing=*]			
Statistics [NW/ W]	[Valid=2 -/] [Invalid=0 -/]			
# dr_vl_test_result: Viral Load Result				
Information	[Type= discrete] [Format=character] [Missing=*]			
Statistics [NW/ W]	[Valid=294 -/] [Invalid=0 -/]			
# dr_refer_clinic: Does this person wishes to be referred to the fixed clinic for HIV testing?				
Information	[Type= discrete] [Format=numeric] [Range= 0-98] [Missing=*]			
Statistics [NW/ W]	[Valid=2395 -/] [Invalid=669 -/]			
Value	Label	Cases	Percentage	
0	No, I have never had it	0	<div><div></div><div>0.0%</div><div>100.0%</div></div>	
1	Yes	1		
2	No	2394		
3	Yes, but not sure about the exact age	0		
90	I am not sure	0		
93	Prefer not to answer	0		
95	Not had sex with this partner in the last 4 weeks	0		
97	N/A	0		
98	Don't know	0		
Sysmiss		669		
Warning: these figures indicate the number of cases found in the data file. They cannot be interpreted as summary statistics of the population of interest.				
# dr_target_clinicdate: What is the agreed target date to get to the clinic?				
Information	[Type= discrete] [Format=character] [Missing=*]			
Statistics [NW/ W]	[Valid=1 -/]			
# dr_target_clinicname: To which clinic is the individual going?				
Information	[Type= discrete] [Format=character] [Missing=*]			
Statistics [NW/ W]	[Valid=1 -/] [Invalid=0 -/]			
# dr_target_clinicoth_in: Please specify details of the clinic other the individual is going <u				
Information	[Type= discrete] [Format=character] [Missing=*]			
Statistics [NW/ W]	[Valid=0 -/] [Invalid=0 -/]			
# dr_target_clinicoth_out: Please specify details of the clinic the individual is going <u				
Information	[Type= discrete] [Format=character] [Missing=*]			
Statistics [NW/ W]	[Valid=0 -/] [Invalid=0 -/]			
# mh_rapidscreen_testtype: Rapid Screening Test Type				
Information	[Type= discrete] [Format=character] [Missing=*]			
Statistics [NW/ W]	[Valid=668 -/] [Invalid=0 -/]			

# mh_rapidscreen_lotnum: What was the LOT number for the test kit?			
Information	[Type= discrete] [Format=character] [Missing=*]		
Statistics [NW/ W]	[Valid=668 /-] [Invalid=0 /-]		
# mh_rapidscreen_result: What is the Rapid HIV test result?			
Information	[Type= discrete] [Format=numeric] [Range= 0-9] [Missing=*]		
Statistics [NW/ W]	[Valid=668 /-] [Invalid=2396 /-]		
Value	Label	Cases	Percentage
0	Valid Negative	646	<div><div></div></div> 96.7%
1	Valid Positive	22	<div><div></div></div> 3.3%
2	Discordant	0	
3	Invalid	0	
9	Test not done	0	
Sysmiss		2396	
Warning: these figures indicate the number of cases found in the data file. They cannot be interpreted as summary statistics of the population of interest.			
# mh_rapidscreen_lotnum_rep: What was the LOT number for the test kit?			
Information	[Type= discrete] [Format=character] [Missing=*]		
Statistics [NW/ W]	[Valid=0 /-] [Invalid=0 /-]		
# mh_rapidscreen_result_rep: What is the Rapid HIV test result?			
Information	[Type= discrete] [Format=numeric] [Range= 0-9] [Missing=*]		
Statistics [NW/ W]	[Valid=0 /-] [Invalid=3064 /-]		
Value	Label	Cases	Percentage
0	Valid Negative	0	
1	Valid Positive	0	
2	Discordant	0	
3	Invalid	0	
9	Test not done	0	
Sysmiss		3064	
Warning: these figures indicate the number of cases found in the data file. They cannot be interpreted as summary statistics of the population of interest.			
# mh_rapidconf1_testtype: Rapid Confirmatory Test Type			
Information	[Type= discrete] [Format=character] [Missing=*]		
Statistics [NW/ W]	[Valid=668 /-] [Invalid=0 /-]		
# mh_rapidconf1_lotnum: What was the LOT number for the test kit?			
Information	[Type= discrete] [Format=character] [Missing=*]		
Statistics [NW/ W]	[Valid=668 /-] [Invalid=0 /-]		
# mh_rapidconf1_result: What is the Rapid HIV test result?			
Information	[Type= discrete] [Format=numeric] [Range= 0-9] [Missing=*]		
Statistics [NW/ W]	[Valid=668 /-] [Invalid=2396 /-]		
Value	Label	Cases	Percentage
0	Valid Negative	647	<div><div></div></div> 96.9%
1	Valid Positive	21	<div><div></div></div> 3.1%
2	Discordant	0	
3	Invalid	0	
9	Test not done	0	

# mh_rapidconf1_result: What is the Rapid HIV test result?			
Value	Label	Cases	Percentage
Sysmiss		2396	
Warning: these figures indicate the number of cases found in the data file. They cannot be interpreted as summary statistics of the population of interest.			
# mh_rapidconf1_lotnum_rep: What was the LOT number for the test kit?			
Information	[Type= discrete] [Format=character] [Missing=*]		
Statistics [NW/ W]	[Valid=0 /-] [Invalid=0 /-]		
# mh_rapidconf1_result_rep: What is the Rapid HIV test result?			
Information	[Type= discrete] [Format=numeric] [Range= 0-9] [Missing=*]		
Statistics [NW/ W]	[Valid=0 /-] [Invalid=3064 /-]		
Value	Label	Cases	Percentage
0	Valid Negative	0	
1	Valid Positive	0	
2	Discordant	0	
3	Invalid	0	
9	Test not done	0	
Sysmiss		3064	
Warning: these figures indicate the number of cases found in the data file. They cannot be interpreted as summary statistics of the population of interest.			
# mh_rapidtest_result: Confirm the Summary HIV test result?			
Information	[Type= discrete] [Format=numeric] [Range= 0-9] [Missing=*]		
Statistics [NW/ W]	[Valid=3064 /-] [Invalid=0 /-]		
Value	Label	Cases	Percentage
0	Valid Negative	646	<div><div></div></div> 21.1%
1	Valid Positive	21	<div><div></div></div> 0.7%
2	Discordant	1	<div><div></div></div> 0.0%
3	Invalid	0	
9	Test not done	2396	<div><div></div></div> 78.2%
Warning: these figures indicate the number of cases found in the data file. They cannot be interpreted as summary statistics of the population of interest.			
# mh_refer_mobile_clinic: Refer to Mobile Clinic			
Information	[Type= discrete] [Format=numeric] [Range= 0-98] [Missing=*]		
Statistics [NW/ W]	[Valid=3064 /-] [Invalid=0 /-]		
Value	Label	Cases	Percentage
0	No, I have never had it	0	
1	Yes	1	<div><div></div></div> 0.0%
2	No	3063	<div><div></div></div> 100.0%
3	Yes, but not sure about the exact age	0	
90	I am not sure	0	
93	Prefer not to answer	0	
95	Not had sex with this partner in the last 4 weeks	0	
97	N/A	0	
98	Don't know	0	
Warning: these figures indicate the number of cases found in the data file. They cannot be interpreted as summary statistics of the population of interest.			
# mh_refer_mobile_reason: Please provide a detailed description of why this participant is referred to the			
Information	[Type= discrete] [Format=character] [Missing=*]		

<b># mh_refer_mobile_reason: Please provide a detailed description of why this participant is referred to the</b>			
<b>Statistics [NW/ W]</b>		[Valid=1 /-] [Invalid=0 /-]	
<b># mh_attends_clinic: Participant reports they are already attending clinic</b>			
<b>Information</b>		[Type= discrete] [Format=numeric] [Range= 1-3] [Missing=*]	
<b>Statistics [NW/ W]</b>		[Valid=21 /-] [Invalid=3043 /-]	
<b>Value</b>	<b>Label</b>	<b>Cases</b>	<b>Percentage</b>
1	Yes	1	4.8%
2	No	20	95.2%
3	Resfused	0	
Sysmiss		3043	
<i>Warning: these figures indicate the number of cases found in the data file. They cannot be interpreted as summary statistics of the population of interest.</i>			
<b># mh_target_clinicdate: What is the agreed target date to get to the clinic? (Within 2 weeks)</b>			
<b>Information</b>		[Type= discrete] [Format=character] [Missing=*]	
<b>Statistics [NW/ W]</b>		[Valid=20 /-]	
<b># mh_target_clinicname: To which clinic is the individual going?</b>			
<b>Information</b>		[Type= discrete] [Format=character] [Missing=*]	
<b>Statistics [NW/ W]</b>		[Valid=20 /-] [Invalid=0 /-]	
<b># mh_target_clinicoth_in: Please specify details of the clinic other the individual is going inside of the</b>			
<b>Information</b>		[Type= discrete] [Format=character] [Missing=*]	
<b>Statistics [NW/ W]</b>		[Valid=0 /-] [Invalid=0 /-]	
<b># mh_target_clinicoth_out: Please specify details of the clinic the individual is going outside of the surv</b>			
<b>Information</b>		[Type= discrete] [Format=character] [Missing=*]	
<b>Statistics [NW/ W]</b>		[Valid=0 /-] [Invalid=0 /-]	
<b># mh_target_smswording: What SMS reminder wording does the participant like? Choose from standard SMS re</b>			
<b>Information</b>		[Type= discrete] [Format=numeric] [Range= 1-4] [Missing=*]	
<b>Statistics [NW/ W]</b>		[Valid=19 /-] [Invalid=3045 /-]	
<b>Value</b>	<b>Label</b>	<b>Cases</b>	<b>Percentage</b>
1	Please don't forget your appointment	13	68.4%
2	We hope you will visit us soon	4	21.1%
3	Don't forget to get that present	2	10.5%
4	Participant doesn't have a mobile phone	0	
Sysmiss		3045	
<i>Warning: these figures indicate the number of cases found in the data file. They cannot be interpreted as summary statistics of the population of interest.</i>			
<b># cp_sendto_qualcontrol: Have all questions been completed and can the Survey proceed to be quality contr</b>			
<b>Information</b>		[Type= discrete] [Format=numeric] [Range= 0-98] [Missing=*]	
<b>Statistics [NW/ W]</b>		[Valid=3064 /-] [Invalid=0 /-]	
<b>Value</b>	<b>Label</b>	<b>Cases</b>	<b>Percentage</b>
0	No, I have never had it	0	
1	Yes	3058	99.8%
2	No	6	0.2%
3	Yes, but not sure about the exact age	0	
90	I am not sure	0	

# cp_sendto_qualcontrol: Have all questions been completed and can the Survey proceed to be quality contr			
Value	Label	Cases	Percentage
93	Prefer not to answer	0	
95	Not had sex with this partner in the last 4 weeks	0	
97	N/A	0	
98	Don't know	0	
Warning: these figures indicate the number of cases found in the data file. They cannot be interpreted as summary statistics of the population of interest.			
# cp_fieldworker_id: Fieldworker			
Information	[Type= discrete] [Format=character] [Missing=*]		
Statistics [NW/ W]	[Valid=3064 /-] [Invalid=0 /-]		
# cp_surveu_end_time: End of Survey time			
Information	[Type= discrete] [Format=character] [Missing=*]		
Statistics [NW/ W]	[Valid=3059 /-] [Invalid=0 /-]		

# File : AHRI.DREAMS.MultiLevel.ContactAttempts.2019.v1

## # project\_id: REDCap Project Identifier

Information	[Type= discrete] [Format=numeric] [Range= 463-463] [Missing=*]
Statistics [NW/ W]	[Valid=3064 /-] [Invalid=0 /-]

## # event\_id: REDCap Event Identifier

Information	[Type= discrete] [Format=numeric] [Range= 1372-1372] [Missing=*]
Statistics [NW/ W]	[Valid=3064 /-] [Invalid=0 /-]

## # cohort: Cohort Description

Information	[Type= discrete] [Format=character] [Missing=*]
Statistics [NW/ W]	[Valid=3064 /-] [Invalid=0 /-]

## # round: Round Description

Information	[Type= discrete] [Format=character] [Missing=*]
Statistics [NW/ W]	[Valid=3064 /-] [Invalid=0 /-]

## # IIntId: Individual ID

Information	[Type= continuous] [Format=numeric] [Range= 261-220477] [Missing=*]
Statistics [NW/ W]	[Valid=3064 /-] [Invalid=0 /-] [Mean=89193.296 /-] [StdDev=49808.601 /-]

## # ca\_weekblock: Weekblock

Information	[Type= discrete] [Format=character] [Missing=*]
Statistics [NW/ W]	[Valid=3064 /-] [Invalid=0 /-]

## # ca\_contact\_attmp1: Conducting Contact Attempt

Information	[Type= discrete] [Format=numeric] [Range= 0-98] [Missing=*]
Statistics [NW/ W]	[Valid=3064 /-] [Invalid=0 /-]

Value	Label	Cases	Percentage
0	No, I have never had it	0	
1	Yes	3064	100.0%
2	No	0	
3	Yes, but not sure about the exact age	0	
90	I am not sure	0	
93	Prefer not to answer	0	
95	Not had sex with this partner in the last 4 weeks	0	
97	N/A	0	
98	Don't know	0	

Warning: these figures indicate the number of cases found in the data file. They cannot be interpreted as summary statistics of the population of interest.

## # ca\_staffname\_attmp1: Staff Member

Information	[Type= discrete] [Format=character] [Missing=*]
Statistics [NW/ W]	[Valid=3064 /-] [Invalid=0 /-]

## # ca\_datetime\_attmp1: Attempt Date and Time

Information	[Type= discrete] [Format=character] [Missing=*]
Statistics [NW/ W]	[Valid=3063 /-]

## # ca\_was\_contacted\_attmp1: Was the participant contacted

Information	[Type= discrete] [Format=numeric] [Range= 0-98] [Missing=*]
-------------	---

# File : AHRI.DREAMS.MultiLevel.ContactAttempts.2019.v1

## # ca\_was\_contacted\_attmp1: Was the participant contacted

Statistics [NW/ W] [Valid=3063 /-] [Invalid=1 /-]

Value	Label	Cases	Percentage
0	No, I have never had it	0	
1	Yes	1436	46.9%
2	No	1626	53.1%
3	Yes, but not sure about the exact age	1	0.0%
90	I am not sure	0	
93	Prefer not to answer	0	
95	Not had sex with this partner in the last 4 weeks	0	
97	N/A	0	
98	Don't know	0	
Sysmiss		1	

Warning: these figures indicate the number of cases found in the data file. They cannot be interpreted as summary statistics of the population of interest.

## # ca\_was\_parenthome\_attmp1: Was the participant's parent or guardian at home

Information [Type= discrete] [Format=numeric] [Range= 0-98] [Missing=\*]

Statistics [NW/ W] [Valid=761 /-] [Invalid=2303 /-]

Value	Label	Cases	Percentage
0	No, I have never had it	0	
1	Yes	577	75.8%
2	No	184	24.2%
3	Yes, but not sure about the exact age	0	
90	I am not sure	0	
93	Prefer not to answer	0	
95	Not had sex with this partner in the last 4 weeks	0	
97	N/A	0	
98	Don't know	0	
Sysmiss		2303	

Warning: these figures indicate the number of cases found in the data file. They cannot be interpreted as summary statistics of the population of interest.

## # ca\_parental\_consent\_attmp1: Was parent or guardian willing to give Informed Consent?

Information [Type= discrete] [Format=numeric] [Range= 0-98] [Missing=\*]

Statistics [NW/ W] [Valid=578 /-] [Invalid=2486 /-]

Value	Label	Cases	Percentage
0	No, I have never had it	0	
1	Yes	573	99.1%
2	No	5	0.9%
3	Yes, but not sure about the exact age	0	
90	I am not sure	0	
93	Prefer not to answer	0	
95	Not had sex with this partner in the last 4 weeks	0	
97	N/A	0	
98	Don't know	0	
Sysmiss		2486	

Warning: these figures indicate the number of cases found in the data file. They cannot be interpreted as summary statistics of the population of interest.

# File : AHRI.DREAMS.MultiLevel.ContactAttempts.2019.v1

## # ca\_req\_samesex\_attmp1: Did the participant asked to be interviewed by a same sex Tracker?

<b>Information</b>	[Type= discrete] [Format=numeric] [Range= 0-98] [Missing=*]
<b>Statistics [NW/ W]</b>	[Valid=1431 /-] [Invalid=1633 /-]

Value	Label	Cases	Percentage
0	No, I have never had it	0	
1	Yes	0	
2	No	1431	100.0%
3	Yes, but not sure about the exact age	0	
90	I am not sure	0	
93	Prefer not to answer	0	
95	Not had sex with this partner in the last 4 weeks	0	
97	N/A	0	
98	Don't know	0	
Sysmiss		1633	

Warning: these figures indicate the number of cases found in the data file. They cannot be interpreted as summary statistics of the population of interest.

## # ca\_samesex\_reas\_attmp1: What is the reason why the participant requested a same sex Tracker?

<b>Information</b>	[Type= discrete] [Format=character] [Missing=*]
<b>Statistics [NW/ W]</b>	[Valid=0 /-] [Invalid=0 /-]

## # ca\_surveyed\_attmp1: Was the participant contacted and willing to be surveyed?

<b>Information</b>	[Type= discrete] [Format=numeric] [Range= 0-98] [Missing=*]
<b>Statistics [NW/ W]</b>	[Valid=1440 /-] [Invalid=1624 /-]

Value	Label	Cases	Percentage
0	No, I have never had it	0	
1	Yes	1381	95.9%
2	No	59	4.1%
3	Yes, but not sure about the exact age	0	
90	I am not sure	0	
93	Prefer not to answer	0	
95	Not had sex with this partner in the last 4 weeks	0	
97	N/A	0	
98	Don't know	0	
Sysmiss		1624	

Warning: these figures indicate the number of cases found in the data file. They cannot be interpreted as summary statistics of the population of interest.

## # ca\_refused\_attmp1: Did the participant / parent / guardian refused participation?

<b>Information</b>	[Type= discrete] [Format=numeric] [Range= 0-98] [Missing=*]
<b>Statistics [NW/ W]</b>	[Valid=65 /-] [Invalid=2999 /-]

Value	Label	Cases	Percentage
0	No, I have never had it	0	
1	Yes	46	70.8%
2	No	19	29.2%
3	Yes, but not sure about the exact age	0	
90	I am not sure	0	
93	Prefer not to answer	0	

# File : AHRI.DREAMS.MultiLevel.ContactAttempts.2019.v1

## # ca\_refused\_attmp1: Did the participant / parent / guardian refused participation?

Value	Label	Cases	Percentage
95	Not had sex with this partner in the last 4 weeks	0	
97	N/A	0	
98	Don't know	0	
Sysmiss		2999	

Warning: these figures indicate the number of cases found in the data file. They cannot be interpreted as summary statistics of the population of interest.

## # ca\_resch\_vsdate\_attmp1: Reschedule next visit date

Information	[Type= discrete] [Format=character] [Missing=*]
Statistics [NW/ W]	[Valid=104 /-]

## # ca\_fieldcomm\_attmp1: Comments for Contact attempt

Information	[Type= discrete] [Format=character] [Missing=*]
Statistics [NW/ W]	[Valid=2674 /-]

## # ca\_contact\_attmp2: Conducting Contact Attempt

Information	[Type= discrete] [Format=numeric] [Range= 0-98] [Missing=*]
Statistics [NW/ W]	[Valid=1647 /-] [Invalid=1417 /-]

Value	Label	Cases	Percentage
0	No, I have never had it	0	
1	Yes	1308	79.4%
2	No	339	20.6%
3	Yes, but not sure about the exact age	0	
90	I am not sure	0	
93	Prefer not to answer	0	
95	Not had sex with this partner in the last 4 weeks	0	
97	N/A	0	
98	Don't know	0	
Sysmiss		1417	

Warning: these figures indicate the number of cases found in the data file. They cannot be interpreted as summary statistics of the population of interest.

## # ca\_staffname\_attmp2: Staff Member

Information	[Type= discrete] [Format=character] [Missing=*]
Statistics [NW/ W]	[Valid=1312 /-] [Invalid=0 /-]

## # ca\_datetime\_attmp2: Attempt Date and Time

Information	[Type= discrete] [Format=character] [Missing=*]
Statistics [NW/ W]	[Valid=1312 /-]

## # ca\_was\_contacted\_attmp2: Was the participant contacted

Information	[Type= discrete] [Format=numeric] [Range= 0-98] [Missing=*]
Statistics [NW/ W]	[Valid=1312 /-] [Invalid=1752 /-]

Value	Label	Cases	Percentage
0	No, I have never had it	0	
1	Yes	742	56.6%
2	No	570	43.4%
3	Yes, but not sure about the exact age	0	

# File : AHRI.DREAMS.MultiLevel.ContactAttempts.2019.v1

## # ca\_was\_contacted\_attmp2: Was the participant contacted

Value	Label	Cases	Percentage
90	I am not sure	0	
93	Prefer not to answer	0	
95	Not had sex with this partner in the last 4 weeks	0	
97	N/A	0	
98	Don't know	0	
Sysmiss		1752	

Warning: these figures indicate the number of cases found in the data file. They cannot be interpreted as summary statistics of the population of interest.

## # ca\_was\_parenthome\_attmp2: Was the participant's parent or guardian at home

Information	[Type= discrete] [Format=numeric] [Range= 0-98] [Missing=*]
Statistics [NW/ W]	[Valid=275 -/] [Invalid=2789 -/]

Value	Label	Cases	Percentage
0	No, I have never had it	0	
1	Yes	226	82.2%
2	No	49	17.8%
3	Yes, but not sure about the exact age	0	
90	I am not sure	0	
93	Prefer not to answer	0	
95	Not had sex with this partner in the last 4 weeks	0	
97	N/A	0	
98	Don't know	0	
Sysmiss		2789	

Warning: these figures indicate the number of cases found in the data file. They cannot be interpreted as summary statistics of the population of interest.

## # ca\_parental\_consent\_attmp2: Was parent or guardian willing to give Informed Consent?

Information	[Type= discrete] [Format=numeric] [Range= 0-98] [Missing=*]
Statistics [NW/ W]	[Valid=226 -/] [Invalid=2838 -/]

Value	Label	Cases	Percentage
0	No, I have never had it	0	
1	Yes	223	98.7%
2	No	3	1.3%
3	Yes, but not sure about the exact age	0	
90	I am not sure	0	
93	Prefer not to answer	0	
95	Not had sex with this partner in the last 4 weeks	0	
97	N/A	0	
98	Don't know	0	
Sysmiss		2838	

Warning: these figures indicate the number of cases found in the data file. They cannot be interpreted as summary statistics of the population of interest.

## # ca\_req\_samesex\_attmp2: Did the participant asked to be interviewed by a same sex Tracker?

Information	[Type= discrete] [Format=numeric] [Range= 0-98] [Missing=*]
Statistics [NW/ W]	[Valid=741 -/] [Invalid=2323 -/]

# File : AHRI.DREAMS.MultiLevel.ContactAttempts.2019.v1

## # ca\_req\_samesex\_attmp2: Did the participant asked to be interviewed by a same sex Tracker?

Value	Label	Cases	Percentage
0	No, I have never had it	0	
1	Yes	0	
2	No	741	100.0%
3	Yes, but not sure about the exact age	0	
90	I am not sure	0	
93	Prefer not to answer	0	
95	Not had sex with this partner in the last 4 weeks	0	
97	N/A	0	
98	Don't know	0	
Sysmiss		2323	

Warning: these figures indicate the number of cases found in the data file. They cannot be interpreted as summary statistics of the population of interest.

## # ca\_samesex\_reas\_attmp2: What is the reason why the participant requested a same sex Tracker?

Information	[Type= discrete] [Format=character] [Missing=*]
Statistics [NW/ W]	[Valid=0 /-] [Invalid=0 /-]

## # ca\_surveyed\_attmp2: Was the participant contacted and willing to be surveyed?

Information	[Type= discrete] [Format=numeric] [Range= 0-98] [Missing=*]
Statistics [NW/ W]	[Valid=742 /-] [Invalid=2322 /-]

Value	Label	Cases	Percentage
0	No, I have never had it	0	
1	Yes	695	93.7%
2	No	47	6.3%
3	Yes, but not sure about the exact age	0	
90	I am not sure	0	
93	Prefer not to answer	0	
95	Not had sex with this partner in the last 4 weeks	0	
97	N/A	0	
98	Don't know	0	
Sysmiss		2322	

Warning: these figures indicate the number of cases found in the data file. They cannot be interpreted as summary statistics of the population of interest.

## # ca\_refused\_attmp2: Did the participant / parent / guardian refused participation?

Information	[Type= discrete] [Format=numeric] [Range= 0-98] [Missing=*]
Statistics [NW/ W]	[Valid=50 /-] [Invalid=3014 /-]

Value	Label	Cases	Percentage
0	No, I have never had it	0	
1	Yes	41	82.0%
2	No	9	18.0%
3	Yes, but not sure about the exact age	0	
90	I am not sure	0	
93	Prefer not to answer	0	
95	Not had sex with this partner in the last 4 weeks	0	
97	N/A	0	

# File : AHRI.DREAMS.MultiLevel.ContactAttempts.2019.v1

## # ca\_refused\_attmp2: Did the participant / parent / guardian refused participation?

Value	Label	Cases	Percentage
98	Don't know	0	
Sysmiss		3014	

Warning: these figures indicate the number of cases found in the data file. They cannot be interpreted as summary statistics of the population of interest.

## # ca\_resch\_vsdate\_attmp2: Reschedule next visit date

Information	[Type= discrete] [Format=character] [Missing=*]
Statistics [NW/ W]	[Valid=51 /-]

## # ca\_fieldcomm\_attmp2: Comments for Contact attempt

Information	[Type= discrete] [Format=character] [Missing=*]
Statistics [NW/ W]	[Valid=1131 /-]

Value	Label	Cases	Percentage
A scholar doing grade 12 always at school		1	0.1%
Absent at home		3	0.3%
App.for tomorrow was made.		2	0.2%
Appointment for tomorrow		1	0.1%
At Mtuba town		1	0.1%
At church		3	0.3%
At home but on the way to town		1	0.1%
At home they say he is at the funeral		1	0.1%
At school		5	0.4%
At school Monday to Sunday available after 17h00		1	0.1%
At school available after school		1	0.1%
At school available only on Sundays after noon		1	0.1%
At school could be back around 15:00		1	0.1%
At school function check tomorrow		1	0.1%
At school preparing for exams grade 12,maybe check on sunday		1	0.1%

# File : AHRI.DREAMS.MultiLevel.ContactAttempts.2019.v1

## # ca\_fieldcomm\_attmp2: Comments for Contact attempt

Value	Label	Cases	Percentage
At taxi rank his a driver		1	0.1%
At the ceremony		1	0.1%
At the clinic		1	0.1%
At the community meeting will be back afternoon check on Wednesday		1	0.1%
At the funeral		2	0.2%
At the library check tomorrow		1	0.1%
At the shop		1	0.1%
At the soccer ground check on Wednesday		1	0.1%
At the sport ground playing soccer		1	0.1%
At the sportsground		1	0.1%
At the taxi		1	0.1%
At to gat working will be back on the 20 December. Outmigrated outside pipsa working		1	0.1%
At town		1	0.1%
At work		36	3.2%
At work available on sundays		1	0.1%
At work available on weekends		1	0.1%
At work available sunday		1	0.1%
At work check next week		1	0.1%
At work check next week Sunday		1	0.1%
At work check sunday		1	0.1%
At work check tomorrow		1	0.1%
At work in town		1	0.1%
At work on town		1	0.1%
At work shoprite		1	0.1%

# File : AHRI.DREAMS.MultiLevel.ContactAttempts.2019.v1

## # ca\_fieldcomm\_attmp2: Comments for Contact attempt

Value	Label	Cases	Percentage
At work will be back after 18:00 check on Sunday		1	0.1%
At work, reported that he is working everyday		2	0.2%
Attended funeral at Pongola, they will be home on Sunday.		1	0.1%
Attending a wedding		2	0.2%
Attending the funeral around		1	0.1%
Available but he is drunk		1	0.1%
Available on Tuesday she is off		1	0.1%
Aw work back home late even sunday		1	0.1%
Away back after festive		1	0.1%
Away for holiday to Richardsbay		1	0.1%
Away from home		1	0.1%
Away to Jozini		1	0.1%
Away to town		1	0.1%
Back on monday		1	0.1%
Check on weekend		1	0.1%
Closed		3	0.3%
Completed		162	14.3%
Completed all		102	9.0%
Contacted		41	3.6%
Didn't come back from Hlabisa		1	0.1%
Didn't come back from her fiancé		1	0.1%
Done questions only		1	0.1%
Dont want to talk to me		1	0.1%
Dont want to talk to me she hide herself		1	0.1%

# File : AHRI.DREAMS.MultiLevel.ContactAttempts.2019.v1

## # ca\_fieldcomm\_attmp2: Comments for Contact attempt

Value	Label	Cases	Percentage
Driving a truck		1	0.1%
Driving tax at rank		1	0.1%
Even today he is not at home he is always at work		1	0.1%
Feneral		1	0.1%
Followed Participant at Somkhele area and told there that Participant went to Madwaleni to Mkhwanazi home and contact number for his father given at home.		1	0.1%
Futile visit		1	0.1%
Futile visit check tomorrow		1	0.1%
Gate is locked but it's like there is someone inside household because the windows and the door is open		1	0.1%
Gate is locked, I phoned his granny, he reported that they will be home late tomorrow.		1	0.1%
Gate locked		1	0.1%
Gauteng		1	0.1%
Grade12 at Nkodibe High School, available on weekends.		1	0.1%
He absent at home		10	0.9%
He at Mtuba town		1	0.1%
He at the funeral check him on Thursday afternoon		1	0.1%
He at work and he requested to visited Sunday		1	0.1%
He could be back Tuesday next week		1	0.1%

# File : AHRI.DREAMS.MultiLevel.ContactAttempts.2019.v1

## # ca\_fieldcomm\_attmp2: Comments for Contact attempt

Value	Label	Cases	Percentage
He got a temporally job which he is doing on weekends.		1	0.1%
He has gone for his lunch time. So asked to be visited tomorrow at 11h00 at work.		1	0.1%
He has visited at Nongoma check next week Thursday		1	0.1%
He has visited her fiancé		1	0.1%
He has visited to Jozini he will be back next year		1	0.1%
He is a builder will be home on Tuesday		1	0.1%
He is at Empangeni check next week Thursday		1	0.1%
He is at Hlabisa.		1	0.1%
He is at Mvutshini for holidays, he will be back early January.		1	0.1%
He is at Nkombose, he dont have cellphone.		1	0.1%
He is at Riverview		1	0.1%
He is at home but he is on the way out		1	0.1%
He is at school		1	0.1%
He is at school check tomorrow		1	0.1%
He is at school today check tomorrow		1	0.1%
He is at school, he is doing grade 12		1	0.1%
He is at school.		3	0.3%
He is at the function check		1	0.1%

# File : AHRI.DREAMS.MultiLevel.ContactAttempts.2019.v1

## # ca\_fieldcomm\_attmp2: Comments for Contact attempt

Value	Label	Cases	Percentage
next week Thursday			
He is at the funeral		1	0.1%
He is at the river to fetch water check later around 3pm		1	0.1%
He is at the soccer ground		1	0.1%
He is at town check Wednesday around 10 am		1	0.1%
He is at work App on Sunday early		1	0.1%
He is at work at Ezweni tarven.		1	0.1%
He is at work available on Sunday		1	0.1%
He is at work today check Saturday		1	0.1%
He is at work today check Sunday		1	0.1%
He is at work today check next week Sunday		1	0.1%
He is at work today check next weekend Saturday or Sunday		1	0.1%
He is at work today check on Saturday		1	0.1%
He is at work today check on Sunday		1	0.1%
He is at work today check tomorrow		2	0.2%
He is at work, he will be off tomorrow.		1	0.1%
He is at work, i phoned him he requested to be visited at 14h30 tomorrow after church.		1	0.1%
He is at work, to be off on		1	0.1%

# File : AHRI.DREAMS.MultiLevel.ContactAttempts.2019.v1

## # ca\_fieldcomm\_attmp2: Comments for Contact attempt

Value	Label	Cases	Percentage
Suterdag and Sunday.			
He is at work.		1	0.1%
He is at work. To visit him again tomorrow.		1	0.1%
He is busy check on Sunday next week		1	0.1%
He is busy today check tomorrow		1	0.1%
He is doing gr12 and he stays near the school at kwaNdllovu.		1	0.1%
He is eMfekayi.		1	0.1%
He is in Durban, they dont know when he will be home.		1	0.1%
He is in the funeral		1	0.1%
He is in town		1	0.1%
He is in town today check next week Wednesday		1	0.1%
He is in town today check tomorrow		1	0.1%
He is not at home		1	0.1%
He is not at home check next week Thursday		1	0.1%
He is not at home check tomorrow		1	0.1%
He is not at home today but is always available		1	0.1%
He is not at home today check next week Wednesday		1	0.1%
He is not at home today check tomorrow		2	0.2%
He is not at home.		6	0.5%
He is not back yet check Saturday		1	0.1%

# File : AHRI.DREAMS.MultiLevel.ContactAttempts.2019.v1

## # ca\_fieldcomm\_attmp2: Comments for Contact attempt

Value	Label	Cases	Percentage
He is not back yet they don't know when he will be back		1	0.1%
He is outmigrated near the school at Ntandabantu		1	0.1%
He is outmigrated near the school at Somkhele		1	0.1%
He is playing football no one knows the ground		1	0.1%
He is refused not want to talk to me closed the door		1	0.1%
He is rushing to work now check next week		1	0.1%
He is staying at school Welabasha at Mpangeni outmigrated outside pipsa		1	0.1%
He is the soccer ground		1	0.1%
He is transfer to Nongoma for working		1	0.1%
He is walking around at home available at 6PM		1	0.1%
He isn't back check Saturday		1	0.1%
He refused all		3	0.3%
He refused all procedures		1	0.1%
He refused everything about research		1	0.1%
He requeste to be visited week after next week.		1	0.1%
He requested to be visited in town tomorrow during his lunch time at 13h00.		1	0.1%
He run away from me but I'll found him		1	0.1%

# File : AHRI.DREAMS.MultiLevel.ContactAttempts.2019.v1

## # ca\_fieldcomm\_attmp2: Comments for Contact attempt

Value	Label	Cases	Percentage
He said he is not interested anymore		1	0.1%
He spend 7 days at work come home late.		1	0.1%
He still at nkodibe in his relatives		1	0.1%
He still not coming back		1	0.1%
He visited another family home at Qubuka. To follow him there.		1	0.1%
He was at his work of driving the taxi.		1	0.1%
He was at work.		1	0.1%
He was not present at home.		1	0.1%
He was not present at home. Told he went out without telling anyone where is he going.		1	0.1%
He was sent to look for a lost cow in the field.		1	0.1%
He went at Monzi		1	0.1%
He went early this morning to play soccer at Nkombose playground.		1	0.1%
He went out check tomorrow		1	0.1%
He went out check tomorrow or later tomorrow		1	0.1%
He went out they don't know where about check next week Tuesday		1	0.1%
He went out to e chaineni		1	0.1%
He went out to his friends		1	0.1%

# File : AHRI.DREAMS.MultiLevel.ContactAttempts.2019.v1

## # ca\_fieldcomm\_attmp2: Comments for Contact attempt

Value	Label	Cases	Percentage
He went out to his friends check Sunday		1	0.1%
He went out to his friends check next week Thursday		1	0.1%
He went out to his friends check tomorrow		4	0.4%
He went out to his friends check tomorrow morning		2	0.2%
He went out to play soccer check on Thursday		1	0.1%
He went out to play soccer check on Thursday later		1	0.1%
He went out with friends		4	0.4%
He went out with his friends		4	0.4%
He went out with his friends check tomorrow		3	0.3%
He went out with his friends this morning.		1	0.1%
He went out with the cattle check tomorrow		1	0.1%
He went to Durban to visit his father and he will be back on January 2020.		1	0.1%
He went to KwaNongoma he will be back on next week Friday		1	0.1%
He went to Newcastle as school holidays and will be back on January 2020.		1	0.1%
He went to Newcastle for holidays and be back on January 2020		1	0.1%

# File : AHRI.DREAMS.MultiLevel.ContactAttempts.2019.v1

## # ca\_fieldcomm\_attmp2: Comments for Contact attempt

Value	Label	Cases	Percentage
He went to a River		1	0.1%
He went to attend funeral		1	0.1%
He went to his piece job at neighbour's home.		1	0.1%
He went to play football		4	0.4%
He went to school today.		1	0.1%
He went to town		3	0.3%
He went to visit his girlfriend		1	0.1%
He went work at Qubuka area. Given his contact number by his father at home. 0647494155.		1	0.1%
He works at mpukunyoni clinic comes back around 16:30		1	0.1%
He's a taxi driver		1	0.1%
He's at school		1	0.1%
He's at school check later around 15:00		1	0.1%
He's at school, he's doing grade 12		1	0.1%
He's at the church		2	0.2%
He's at work		8	0.7%
He's at work available on Sunday		1	0.1%
He's at work available on weekends		1	0.1%
He's at work, he's working even On weekends		1	0.1%
He's available on Sunday		1	0.1%
He's getting new job in Durban, outmigrated to Durban		1	0.1%

# File : AHRI.DREAMS.MultiLevel.ContactAttempts.2019.v1

## # ca\_fieldcomm\_attmp2: Comments for Contact attempt

Value	Label	Cases	Percentage
He's got a new job in Empangeni, outmigrated to Empangeni		1	0.1%
He's in Mtubatuba town		1	0.1%
He's in tavern told by his neighbour's		1	0.1%
He's like to participate but his mother refused to give us a consent but in direct because she's said say I am not at home but she's in the house.		1	0.1%
He's no longer stay at kwaMsane, he's doing Grade 12 he's staying next Nkombose High school		1	0.1%
He's not at home		9	0.8%
He's not at home umakhenikha wezimoto		1	0.1%
He's studying in Durban ,outmigrated to Durban		1	0.1%
He's visited his girlfriend kwaShikishela		1	0.1%
He's working in taxi rank		1	0.1%
Her aunt gave me the number to call her for direction where she stay at KwaMsane the number doesn't exist		1	0.1%
His brother said he is in town		1	0.1%
His father he refused everything about research		1	0.1%
His father said he visited at Dukuduku,he		1	0.1%

# File : AHRI.DREAMS.MultiLevel.ContactAttempts.2019.v1

## # ca\_fieldcomm\_attmp2: Comments for Contact attempt

Value	Label	Cases	Percentage
will be back January			
His in town		1	0.1%
His in town just call for appointment 0796306404		1	0.1%
His mother is not back from work.		1	0.1%
His mother said he is at KwaMsane be back on Monday		1	0.1%
His mother said he is at eMpangeni don't know when be back		1	0.1%
His mother said he will not be back on holidays		1	0.1%
His neighbour reported that, he is in gangster.		1	0.1%
His sister said he is at work available off days only		1	0.1%
I checked again she will be back on next week Friday		1	0.1%
I got stocked on the mud while I was going to visit him. Difficult to enter homestead the path is muddy.		1	0.1%
I tried to call him he answer my phone calls and requested to come and see him on the 03 of November cos right he is busy at work then i called him on the 03 of November he don't take my phone calls up until today		1	0.1%
I tried to get him in emgababa but I didn't find him because his cell phone		1	0.1%

# File : AHRI.DREAMS.MultiLevel.ContactAttempts.2019.v1

## # ca\_fieldcomm\_attmp2: Comments for Contact attempt

Value	Label	Cases	Percentage
number was on voicemail			
In Nazareth church check on Sunday		1	0.1%
In Richard bay		1	0.1%
In a taxi		1	0.1%
In church		7	0.6%
In church in other branches		1	0.1%
In clinic her baby is sick		1	0.1%
In hospital		1	0.1%
In school to fetch his kids report		1	0.1%
In the funeral		2	0.2%
In the memorial service		1	0.1%
In the soccer field		3	0.3%
In the sport ground playing football		2	0.2%
In town		10	0.9%
In town again		1	0.1%
In town made appointment Sunday over the ohone		1	0.1%
In town with his father		1	0.1%
In town with his father.		1	0.1%
Indirect refusal just run away		1	0.1%
Interview only		11	1.0%
Is not at home available next week Tuesday		1	0.1%
Is now staying with her boyfriend at Baswazini.Hh members don't know where at Baswazini,they don't have directions.and they don't find her in her number		1	0.1%

# File : AHRI.DREAMS.MultiLevel.ContactAttempts.2019.v1

## # ca\_fieldcomm\_attmp2: Comments for Contact attempt

Value	Label	Cases	Percentage
It was locked no one		1	0.1%
It was very muddy. Difficult to reach homestead.		1	0.1%
Just got job at Nongoma outmigrated outside pipsa		1	0.1%
Locked		4	0.4%
Manguzi		1	0.1%
No elders		1	0.1%
No adult to give consent.		1	0.1%
No longer stay here he is gangsters		1	0.1%
No one		1	0.1%
No one at home		12	1.1%
No one at home gate is locked		1	0.1%
No one at home he don't answer even his phone		1	0.1%
No one futile visit		1	0.1%
No one home		2	0.2%
No one home neighbours said he stay at KwaMsane Township his mother selling goods in town		1	0.1%
No one in this household futile check next Tuesday		1	0.1%
No one in this household futile check next week Saturday		2	0.2%
No one in this household futile check next week Thursday		1	0.1%
No one in this household futile check tomorrow		5	0.4%
No one knows where he is		1	0.1%
Nobody at home.		3	0.3%
Not at home		12	1.1%

# File : AHRI.DREAMS.MultiLevel.ContactAttempts.2019.v1

## # ca\_fieldcomm\_attmp2: Comments for Contact attempt

Value	Label	Cases	Percentage
Not available		1	0.1%
Not coming maybe he could be back monday		1	0.1%
Not returned		1	0.1%
Not returned home after exams still there.		1	0.1%
Not willing		1	0.1%
Not yet back from visiting her sister in Richardsbay.		1	0.1%
On her way to town, she requested to be visited on Tuesday at Ahri.		1	0.1%
On holiday at Ophondweni		1	0.1%
On holiday in Dukuduku		1	0.1%
On holiday in Durban		1	0.1%
On the he said he is not at home and he didn't have time always out ,hustler		1	0.1%
On the phone he said he is away home be back late		1	0.1%
On the phone he said he is working at Jozini and he permanently moved to Jozini		1	0.1%
On the phone she said she will be back end of October		1	0.1%
Ongoye		1	0.1%
Only small child at home he said he is at work		1	0.1%
Out migrated to Dukuduku		1	0.1%
Out migrated to Durban		2	0.2%
Out migrated to Gauteng.Job searching		1	0.1%

# File : AHRI.DREAMS.MultiLevel.ContactAttempts.2019.v1

# ca\_fieldcomm\_attmp2: Comments for Contact attempt

Value	Label	Cases	Percentage
Out migrated to Mpumalanga		1	0.1%
Out migrated to dukuduku		1	0.1%
Out migrated to mpumalanga		1	0.1%
Out with friends		2	0.2%
Outmigrated outside PIPSA staying at Empangeni for job		1	0.1%
Outmigrated outside PIPSA to Durban		1	0.1%
Outmigrated outside PIPSA to Gauteng		1	0.1%
Outmigrated outside PIPSA to Gauteng he will be on December		1	0.1%
Outmigrated outside PIPSA to Jozini she is working there, will be back on December		1	0.1%
Outmigrated outside pipsa working in stager		1	0.1%
Outmigrated staying at Madwaleni with her husband		1	0.1%
Outmigrated to Durban		1	0.1%
Outmigrated to Eastern Cape.		1	0.1%
Outmigrated to Empangeni		1	0.1%
Outmigrated to Gauteng		1	0.1%
Outmigrated to Johannesburg		1	0.1%
Outmigrated to Jozini told by his little brother		1	0.1%
Outmigrated to Jozini.		1	0.1%
Parents are at work check on Saturday		1	0.1%
Parents refusal		1	0.1%

# File : AHRI.DREAMS.MultiLevel.ContactAttempts.2019.v1

## # ca\_fieldcomm\_attmp2: Comments for Contact attempt

Value	Label	Cases	Percentage
Parents unavailable		1	0.1%
Participant asked to be visited on Sunday to check whether she came back home or not.		1	0.1%
Participant asked to be visited tomorrow in the morning as today he is busy washing cars at car wash.		1	0.1%
Participant at school		1	0.1%
Participant at work		1	0.1%
Participant available parent in town		1	0.1%
Participant came back from church and went to another function to play the organ.		1	0.1%
Participant did not make it to visit this home during school holidays as he is staying at Mandini.		1	0.1%
Participant is at school as he is doing gr12.		1	0.1%
Participant is busy at the moment and he asked to be visited on Thursday.		1	0.1%
Participant is in town, his mother is at funeral she will be home on Monday.		1	0.1%
Participant is not available. Hh members said he is always liarer.		1	0.1%
Participant not yet back from Hlabisa area.		1	0.1%
Participant rushing to		1	0.1%

# File : AHRI.DREAMS.MultiLevel.ContactAttempts.2019.v1

## # ca\_fieldcomm\_attmp2: Comments for Contact attempt

Value	Label	Cases	Percentage
work. Sunday Appointment			
Participant said he will call me when he is back home from where he is going now.		1	0.1%
Participant told to come next time		1	0.1%
Participant was busy at work. She working as a cashier, so difficult to talk to her.		1	0.1%
Participant was not present at home.		1	0.1%
Participant was sleeping as he was working night shift. Told to come back on Suterday before Sabath church start.		1	0.1%
Participant will be off work tomorrow and app.was made over the phone for tomorrow.		1	0.1%
Please check after 10 October 2019		1	0.1%
Refusal		2	0.2%
Refusal.		1	0.1%
Refused		3	0.3%
Refused not want to be part of AHRI said thanks		1	0.1%
Refused not want to be part of AHRI said tired last time doing Vukuzazi participation		1	0.1%
Refused not want to participate		1	0.1%
Refused not want to participate		1	0.1%

# File : AHRI.DREAMS.MultiLevel.ContactAttempts.2019.v1

## # ca\_fieldcomm\_attmp2: Comments for Contact attempt

Value	Label	Cases	Percentage
shows attitude to me			
Refused said busy		1	0.1%
Refused said participate in Vukuzazi last time		1	0.1%
Refused to Participate		1	0.1%
Refused to participate		5	0.4%
Refused to participate she's said sun is very hot and I am busy		1	0.1%
Refused to participate today		1	0.1%
Richardsbay		1	0.1%
Rushing to nkondibe to his sister check tomorrow		1	0.1%
Rushing to work		1	0.1%
She actual stays with her boyfriend to unknown destination		1	0.1%
She at hospital		1	0.1%
She is a Traditional healer at Ndombeni she is not allowed to speak another person		1	0.1%
She is at the funeral		1	0.1%
She is away		1	0.1%
She is in town		1	0.1%
She is in town.		2	0.2%
She is not at home.		1	0.1%
She is refused tired and last time participants in Vukuzazi		1	0.1%
She outmigrated to Eastern Cape		1	0.1%
She requested to visited tomorrow		1	0.1%

# File : AHRI.DREAMS.MultiLevel.ContactAttempts.2019.v1

## # ca\_fieldcomm\_attmp2: Comments for Contact attempt

Value	Label	Cases	Percentage
She temporarily away		1	0.1%
She temporarily visited eskhawini they are not sure when she will be back		1	0.1%
She visited her relatives in durban		1	0.1%
She went to Gauteng today morning for holidays.		1	0.1%
She went to collect her child report at school.		1	0.1%
She's at Nongoma today check next week Sunday		1	0.1%
She's at work today check Sunday		1	0.1%
She's in Empangeni town check later around 15:00		1	0.1%
She's in town today check tomorrow		1	0.1%
She's not back yet her sister told me that she promise to be back today check tomorrow		1	0.1%
She's staying next to school available on 12 October 2019		1	0.1%
She's visited somewhere she will be back next week Wednesday		1	0.1%
She's working even Sunday		1	0.1%
Skhawini		1	0.1%
Staying at Ophondweni		1	0.1%
Staying in jorbug working		1	0.1%
Still closed		1	0.1%

# File : AHRI.DREAMS.MultiLevel.ContactAttempts.2019.v1

## # ca\_fieldcomm\_attmp2: Comments for Contact attempt

Value	Label	Cases	Percentage
Still today he at work		2	0.2%
Still visiting relatives at Gwabalanda		1	0.1%
Survey conducted		3	0.3%
Survey conducted.		51	4.5%
Survey started.		4	0.4%
Temporarily away to Mandeni.		1	0.1%
Temporarily away.		3	0.3%
The gate was locked		1	0.1%
The mother told that Participant is now working at Durban and stays there.		1	0.1%
The went out check on Saturday next week		1	0.1%
There was a fight at school and someone was sturbed to death and the Participant was moved to stay at Empangeni area.		1	0.1%
They went to attend function		2	0.2%
Thursday appointment he was very drunk		1	0.1%
Tired of same question		1	0.1%
Told at home that Participant is at work. Her working contact number is unknown at home.		1	0.1%
Told at home that Participant is not working today, so he went out this morning and they don't know where he is.		1	0.1%

# File : AHRI.DREAMS.MultiLevel.ContactAttempts.2019.v1

## # ca\_fieldcomm\_attmp2: Comments for Contact attempt

Value	Label	Cases	Percentage
Told at home that Participant went to his piece jobs and he will come back home late.		1	0.1%
Told that Participant went to town just now.		1	0.1%
Told to come back later,Participant is busy with traditional healer at the moment.		1	0.1%
Told to come back participant is rushing		1	0.1%
Tomorrow appointment at 11:00		1	0.1%
Tomorrow appointment going to church today.		1	0.1%
Town		2	0.2%
Tried to call her on her cell number but can't reach her		1	0.1%
UkwaMtholo to visit his relatives		1	0.1%
Unavailable at home		1	0.1%
Unavailable at home App on Sunday		1	0.1%
Unavailable at home they don't know where is he		2	0.2%
Unavailable at home,He is at KwaNongoma to check on Thursday		1	0.1%
Useskoleni ufunda enkodibe		1	0.1%
Visited Participant at her work place and told that he went out the shop. Try to call her on her cellphone		1	0.1%

# File : AHRI.DREAMS.MultiLevel.ContactAttempts.2019.v1

## # ca\_fieldcomm\_attmp2: Comments for Contact attempt

Value	Label	Cases	Percentage
but it was on voicemail.			
Visited her baby dad		1	0.1%
Visited her fiancé		1	0.1%
Visited her sister in Durban be back monthend		1	0.1%
Visiting Clinic		1	0.1%
Visiting friends		1	0.1%
Visiting her boyfriend at Hluhluwe		1	0.1%
Visiting relatives		3	0.3%
Visiting relatives at skhawini		1	0.1%
Visiting relatives outside pipsa		1	0.1%
Visiting relatives will be back in January		1	0.1%
Visiting someone		1	0.1%
Was at work.		1	0.1%
Went 3		1	0.1%
Went out		6	0.5%
Went out for Fishing		1	0.1%
Went out for boozing		1	0.1%
Went out friends		1	0.1%
Went out to play with friends		1	0.1%
Went out with freinds.		1	0.1%
Went out with friends		4	0.4%
Went out with friends they are in the ground		1	0.1%
Went to Smart Build hardware to check the Participant and told that today the staff is very busy, I should come some other time.		1	0.1%
Will be off on Tuesday		1	0.1%

# File : AHRI.DREAMS.MultiLevel.ContactAttempts.2019.v1

## # ca\_fieldcomm\_attmp2: Comments for Contact attempt

Value	Label	Cases	Percentage
Willing to participate		86	7.6%
Willing to participate but participant is above 35.		1	0.1%
Willing to participate,		1	0.1%
Willing to participate,Incomplete survey		1	0.1%
Willing to participate.		55	4.9%
Working at Richards Bay at home available on Saturday and Sunday		1	0.1%
Working at boxer		1	0.1%
Working at spar everyday		1	0.1%
Working in Durban Durban outmigrated outside pipsa		1	0.1%
Working in homesteads as a bricklayer		1	0.1%
Working in town		1	0.1%
Working this weekend		1	0.1%
Working with his father building houses		1	0.1%
Yesterday she said i must come today but today is know refusing		1	0.1%
he is not interested		1	0.1%

Warning: these figures indicate the number of cases found in the data file. They cannot be interpreted as summary statistics of the population of interest.

## # ca\_contact\_attmp3: Conducting Contact Attempt

Information		[Type= discrete] [Format=numeric] [Range= 0-98] [Missing=*]	
Statistics [NW/ W]		[Valid=591 /-] [Invalid=2473 /-]	
Value	Label	Cases	Percentage
0	No, I have never had it	0	
1	Yes	509	<div></div> 86.1%
2	No	82	<div></div> 13.9%
3	Yes, but not sure about the exact age	0	
90	I am not sure	0	

# File : AHRI.DREAMS.MultiLevel.ContactAttempts.2019.v1

## # ca\_contact\_attmp3: Conducting Contact Attempt

Value	Label	Cases	Percentage
93	Prefer not to answer	0	
95	Not had sex with this partner in the last 4 weeks	0	
97	N/A	0	
98	Don't know	0	
Sysmiss		2473	

Warning: these figures indicate the number of cases found in the data file. They cannot be interpreted as summary statistics of the population of interest.

## # ca\_staffname\_attmp3: Staff Member

Information	[Type= discrete] [Format=character] [Missing=*]
Statistics [NW/ W]	[Valid=509 /-] [Invalid=0 /-]

## # ca\_datetime\_attmp3: Attempt Date and Time

Information	[Type= discrete] [Format=character] [Missing=*]
Statistics [NW/ W]	[Valid=509 /-]

## # ca\_was\_contacted\_attmp3: Was the participant contacted

Information	[Type= discrete] [Format=numeric] [Range= 0-98] [Missing=*]
Statistics [NW/ W]	[Valid=508 /-] [Invalid=2556 /-]

Value	Label	Cases	Percentage
0	No, I have never had it	0	
1	Yes	240	47.2%
2	No	268	52.8%
3	Yes, but not sure about the exact age	0	
90	I am not sure	0	
93	Prefer not to answer	0	
95	Not had sex with this partner in the last 4 weeks	0	
97	N/A	0	
98	Don't know	0	
Sysmiss		2556	

Warning: these figures indicate the number of cases found in the data file. They cannot be interpreted as summary statistics of the population of interest.

## # ca\_was\_parenthome\_attmp3: Was the participant's parent or guardian at home

Information	[Type= discrete] [Format=numeric] [Range= 0-98] [Missing=*]
Statistics [NW/ W]	[Valid=83 /-] [Invalid=2981 /-]

Value	Label	Cases	Percentage
0	No, I have never had it	0	
1	Yes	63	75.9%
2	No	20	24.1%
3	Yes, but not sure about the exact age	0	
90	I am not sure	0	
93	Prefer not to answer	0	
95	Not had sex with this partner in the last 4 weeks	0	
97	N/A	0	
98	Don't know	0	
Sysmiss		2981	

# File : AHRI.DREAMS.MultiLevel.ContactAttempts.2019.v1

## # ca\_was\_parenthome\_attmp3: Was the participant's parent or guardian at home

Warning: these figures indicate the number of cases found in the data file. They cannot be interpreted as summary statistics of the population of interest.

## # ca\_parental\_consent\_attmp3: Was parent or guardian willing to give Informed Consent?

**Information** [Type= discrete] [Format=numeric] [Range= 0-98] [Missing=\*]

**Statistics [NW/ W]** [Valid=63 /-] [Invalid=3001 /-]

Value	Label	Cases	Percentage
0	No, I have never had it	0	
1	Yes	61	96.8%
2	No	2	3.2%
3	Yes, but not sure about the exact age	0	
90	I am not sure	0	
93	Prefer not to answer	0	
95	Not had sex with this partner in the last 4 weeks	0	
97	N/A	0	
98	Don't know	0	
Sysmiss		3001	

Warning: these figures indicate the number of cases found in the data file. They cannot be interpreted as summary statistics of the population of interest.

## # ca\_req\_samesex\_attmp3: Did the participant asked to be interviewed by a same sex Tracker?

**Information** [Type= discrete] [Format=numeric] [Range= 0-98] [Missing=\*]

**Statistics [NW/ W]** [Valid=238 /-] [Invalid=2826 /-]

Value	Label	Cases	Percentage
0	No, I have never had it	0	
1	Yes	0	
2	No	238	100.0%
3	Yes, but not sure about the exact age	0	
90	I am not sure	0	
93	Prefer not to answer	0	
95	Not had sex with this partner in the last 4 weeks	0	
97	N/A	0	
98	Don't know	0	
Sysmiss		2826	

Warning: these figures indicate the number of cases found in the data file. They cannot be interpreted as summary statistics of the population of interest.

## # ca\_samesex\_reas\_attmp3: What is the reason why the participant requested a same sex Tracker?

**Information** [Type= discrete] [Format=character] [Missing=\*]

**Statistics [NW/ W]** [Valid=0 /-] [Invalid=0 /-]

## # ca\_surveyed\_attmp3: Was the participant contacted and willing to be surveyed?

**Information** [Type= discrete] [Format=numeric] [Range= 0-98] [Missing=\*]

**Statistics [NW/ W]** [Valid=239 /-] [Invalid=2825 /-]

Value	Label	Cases	Percentage
0	No, I have never had it	0	
1	Yes	219	91.6%
2	No	20	8.4%
3	Yes, but not sure about the exact age	0	

# File : AHRI.DREAMS.MultiLevel.ContactAttempts.2019.v1

## # ca\_surveyed\_attmp3: Was the participant contacted and willing to be surveyed?

Value	Label	Cases	Percentage
90	I am not sure	0	
93	Prefer not to answer	0	
95	Not had sex with this partner in the last 4 weeks	0	
97	N/A	0	
98	Don't know	0	
Sysmiss		2825	

Warning: these figures indicate the number of cases found in the data file. They cannot be interpreted as summary statistics of the population of interest.

## # ca\_refused\_attmp3: Did the participant / parent / guardian refused participation?

Information	[Type= discrete] [Format=numeric] [Range= 0-98] [Missing=*]
Statistics [NW/ W]	[Valid=21 /-] [Invalid=3043 /-]

Value	Label	Cases	Percentage
0	No, I have never had it	0	
1	Yes	19	90.5%
2	No	2	9.5%
3	Yes, but not sure about the exact age	0	
90	I am not sure	0	
93	Prefer not to answer	0	
95	Not had sex with this partner in the last 4 weeks	0	
97	N/A	0	
98	Don't know	0	
Sysmiss		3043	

Warning: these figures indicate the number of cases found in the data file. They cannot be interpreted as summary statistics of the population of interest.

## # ca\_resch\_vsdate\_attmp3: Reschedule next visit date

Information	[Type= discrete] [Format=character] [Missing=*]
Statistics [NW/ W]	[Valid=18 /-]

## # ca\_fieldcomm\_attmp3: Comments for Contact attempt

Information	[Type= discrete] [Format=character] [Missing=*]
Statistics [NW/ W]	[Valid=452 /-]

## # ca\_contact\_attmp4: Conducting Contact Attempt

Information	[Type= discrete] [Format=numeric] [Range= 0-98] [Missing=*]
Statistics [NW/ W]	[Valid=281 /-] [Invalid=2783 /-]

Value	Label	Cases	Percentage
0	No, I have never had it	0	
1	Yes	231	82.2%
2	No	50	17.8%
3	Yes, but not sure about the exact age	0	
90	I am not sure	0	
93	Prefer not to answer	0	
95	Not had sex with this partner in the last 4 weeks	0	
97	N/A	0	
98	Don't know	0	

# File : AHRI.DREAMS.MultiLevel.ContactAttempts.2019.v1

## # ca\_contact\_attmp4: Conducting Contact Attempt

Value	Label	Cases	Percentage
Sysmiss		2783	

*Warning: these figures indicate the number of cases found in the data file. They cannot be interpreted as summary statistics of the population of interest.*

## # ca\_staffname\_attmp4: Staff Member

<b>Information</b>	[Type= discrete] [Format=character] [Missing=*]
<b>Statistics [NW/ W]</b>	[Valid=231 /-] [Invalid=0 /-]

## # ca\_datetime\_attmp4: Attempt Date and Time

<b>Information</b>	[Type= discrete] [Format=character] [Missing=*]
<b>Statistics [NW/ W]</b>	[Valid=231 /-]

## # ca\_was\_contacted\_attmp4: Was the participant contacted

<b>Information</b>	[Type= discrete] [Format=numeric] [Range= 0-98] [Missing=*]
<b>Statistics [NW/ W]</b>	[Valid=231 /-] [Invalid=2833 /-]

Value	Label	Cases	Percentage
0	No, I have never had it	0	
1	Yes	86	37.2%
2	No	145	62.8%
3	Yes, but not sure about the exact age	0	
90	I am not sure	0	
93	Prefer not to answer	0	
95	Not had sex with this partner in the last 4 weeks	0	
97	N/A	0	
98	Don't know	0	
Sysmiss		2833	

*Warning: these figures indicate the number of cases found in the data file. They cannot be interpreted as summary statistics of the population of interest.*

## # ca\_was\_parenthome\_attmp4: Was the participant's parent or guardian at home

<b>Information</b>	[Type= discrete] [Format=numeric] [Range= 0-98] [Missing=*]
<b>Statistics [NW/ W]</b>	[Valid=32 /-] [Invalid=3032 /-]

Value	Label	Cases	Percentage
0	No, I have never had it	0	
1	Yes	20	62.5%
2	No	12	37.5%
3	Yes, but not sure about the exact age	0	
90	I am not sure	0	
93	Prefer not to answer	0	
95	Not had sex with this partner in the last 4 weeks	0	
97	N/A	0	
98	Don't know	0	
Sysmiss		3032	

*Warning: these figures indicate the number of cases found in the data file. They cannot be interpreted as summary statistics of the population of interest.*

## # ca\_parental\_consent\_attmp4: Was parent or guardian willing to give Informed Consent?

<b>Information</b>	[Type= discrete] [Format=numeric] [Range= 0-98] [Missing=*]
--------------------	---

# File : AHRI.DREAMS.MultiLevel.ContactAttempts.2019.v1

## # ca\_parental\_consent\_attmp4: Was parent or guardian willing to give Informed Consent?

Statistics [NW/ W] [Valid=20 /-] [Invalid=3044 /-]

Value	Label	Cases	Percentage
0	No, I have never had it	0	
1	Yes	18	90.0%
2	No	2	10.0%
3	Yes, but not sure about the exact age	0	
90	I am not sure	0	
93	Prefer not to answer	0	
95	Not had sex with this partner in the last 4 weeks	0	
97	N/A	0	
98	Don't know	0	
Sysmiss		3044	

Warning: these figures indicate the number of cases found in the data file. They cannot be interpreted as summary statistics of the population of interest.

## # ca\_req\_samesex\_attmp4: Did the participant asked to be interviewed by a same sex Tracker?

Information [Type= discrete] [Format=numeric] [Range= 0-98] [Missing=\*]

Statistics [NW/ W] [Valid=83 /-] [Invalid=2981 /-]

Value	Label	Cases	Percentage
0	No, I have never had it	0	
1	Yes	0	
2	No	83	100.0%
3	Yes, but not sure about the exact age	0	
90	I am not sure	0	
93	Prefer not to answer	0	
95	Not had sex with this partner in the last 4 weeks	0	
97	N/A	0	
98	Don't know	0	
Sysmiss		2981	

Warning: these figures indicate the number of cases found in the data file. They cannot be interpreted as summary statistics of the population of interest.

## # ca\_samesex\_reas\_attmp4: What is the reason why the participant requested a same sex Tracker?

Information [Type= discrete] [Format=character] [Missing=\*]

Statistics [NW/ W] [Valid=0 /-] [Invalid=0 /-]

# ca_surveyed_attmp4: Was the participant contacted and willing to be surveyed?			
Information	[Type= discrete] [Format=numeric] [Range= 0-98] [Missing=*]		
Statistics [NW/ W]	[Valid=83 /-] [Invalid=2981 /-]		
Value	Label	Cases	Percentage
0	No, I have never had it	0	
1	Yes	75	<div><div></div></div> 90.4%
2	No	8	<div><div></div></div> 9.6%
3	Yes, but not sure about the exact age	0	
90	I am not sure	0	
93	Prefer not to answer	0	
95	Not had sex with this partner in the last 4 weeks	0	
97	N/A	0	
98	Don't know	0	
Sysmiss		2981	
Warning: these figures indicate the number of cases found in the data file. They cannot be interpreted as summary statistics of the population of interest.			
# ca_refused_attmp4: Did the participant / parent / guardian refused participation?			
Information	[Type= discrete] [Format=numeric] [Range= 0-98] [Missing=*]		
Statistics [NW/ W]	[Valid=10 /-] [Invalid=3054 /-]		
Value	Label	Cases	Percentage
0	No, I have never had it	0	
1	Yes	8	<div><div></div></div> 80.0%
2	No	2	<div><div></div></div> 20.0%
3	Yes, but not sure about the exact age	0	
90	I am not sure	0	
93	Prefer not to answer	0	
95	Not had sex with this partner in the last 4 weeks	0	
97	N/A	0	
98	Don't know	0	
Sysmiss		3054	
Warning: these figures indicate the number of cases found in the data file. They cannot be interpreted as summary statistics of the population of interest.			
# ca_resch_vsdate_attmp4: Reschedule next visit date			
Information	[Type= discrete] [Format=character] [Missing=*]		
Statistics [NW/ W]	[Valid=5 /-]		
# ca_fieldcomm_attmp4: Comments for Contact attempt			
Information	[Type= discrete] [Format=character] [Missing=*]		
Statistics [NW/ W]	[Valid=215 /-]		
# ca_contact_attmp5: Conducting Contact Attempt			
Information	[Type= discrete] [Format=numeric] [Range= 0-98] [Missing=*]		
Statistics [NW/ W]	[Valid=149 /-] [Invalid=2915 /-]		
Value	Label	Cases	Percentage
0	No, I have never had it	0	
1	Yes	95	<div><div></div></div> 63.8%
2	No	54	<div><div></div></div> 36.2%
3	Yes, but not sure about the exact age	0	

# ca_contact_attmp5: Conducting Contact Attempt			
Value	Label	Cases	Percentage
90	I am not sure	0	
93	Prefer not to answer	0	
95	Not had sex with this partner in the last 4 weeks	0	
97	N/A	0	
98	Don't know	0	
Sysmiss		2915	
Warning: these figures indicate the number of cases found in the data file. They cannot be interpreted as summary statistics of the population of interest.			
# ca_staffname_attmp5: Staff Member			
Information	[Type= discrete] [Format=character] [Missing=*]		
Statistics [NW/ W]	[Valid=95 /-] [Invalid=0 /-]		
Value	Label	Cases	Percentage
GBu		11	<div><div></div></div> 11.6%
KNg		13	<div><div></div></div> 13.7%
MBa		2	<div><div></div></div> 2.1%
MKd		1	<div><div></div></div> 1.1%
NBu		5	<div><div></div></div> 5.3%
NFa		10	<div><div></div></div> 10.5%
NMb		8	<div><div></div></div> 8.4%
SNs		8	<div><div></div></div> 8.4%
SNt		12	<div><div></div></div> 12.6%
SYm		7	<div><div></div></div> 7.4%
ZMa		8	<div><div></div></div> 8.4%
ZMk		10	<div><div></div></div> 10.5%
Warning: these figures indicate the number of cases found in the data file. They cannot be interpreted as summary statistics of the population of interest.			
# ca_datetime_attmp5: Attempt Date and Time			
Information	[Type= discrete] [Format=character] [Missing=*]		
Statistics [NW/ W]	[Valid=95 /-]		
Value	Label	Cases	Percentage
2019-09-28		2	<div><div></div></div> 2.1%
2019-10-05		3	<div><div></div></div> 3.2%
2019-10-06		4	<div><div></div></div> 4.2%
2019-10-12		1	<div><div></div></div> 1.1%
2019-10-16		1	<div><div></div></div> 1.1%
2019-10-18		1	<div><div></div></div> 1.1%
2019-10-19		3	<div><div></div></div> 3.2%
2019-10-24		1	<div><div></div></div> 1.1%
2019-10-25		1	<div><div></div></div> 1.1%
2019-10-26		1	<div><div></div></div> 1.1%
2019-10-27		2	<div><div></div></div> 2.1%
2019-11-01		2	<div><div></div></div> 2.1%
2019-11-02		1	<div><div></div></div> 1.1%
2019-11-03		2	<div><div></div></div> 2.1%
2019-11-05		2	<div><div></div></div> 2.1%
2019-11-06		2	<div><div></div></div> 2.1%

# ca_datetime_attmp5: Attempt Date and Time			
Value	Label	Cases	Percentage
2019-11-09		1	<div><div></div></div> 1.1%
2019-11-10		3	<div><div></div></div> 3.2%
2019-11-16		1	<div><div></div></div> 1.1%
2019-11-17		1	<div><div></div></div> 1.1%
2019-11-19		2	<div><div></div></div> 2.1%
2019-11-21		1	<div><div></div></div> 1.1%
2019-11-23		3	<div><div></div></div> 3.2%
2019-11-24		4	<div><div></div></div> 4.2%
2019-11-26		1	<div><div></div></div> 1.1%
2019-11-28		1	<div><div></div></div> 1.1%
2019-11-30		1	<div><div></div></div> 1.1%
2019-12-01		1	<div><div></div></div> 1.1%
2019-12-03		2	<div><div></div></div> 2.1%
2019-12-04		2	<div><div></div></div> 2.1%
2019-12-05		3	<div><div></div></div> 3.2%
2019-12-06		12	<div><div></div></div> 12.6%
2019-12-07		8	<div><div></div></div> 8.4%
2019-12-08		15	<div><div></div></div> 15.8%
2019-12-10		2	<div><div></div></div> 2.1%
2020-01-21		2	<div><div></div></div> 2.1%
Warning: these figures indicate the number of cases found in the data file. They cannot be interpreted as summary statistics of the population of interest.			
# ca_was_contacted_attmp5: Was the participant contacted			
Information	[Type= discrete] [Format=numeric] [Range= 0-98] [Missing=*]		
Statistics [NW/ W]	[Valid=95 /-] [Invalid=2969 /-]		
Value	Label	Cases	Percentage
0	No, I have never had it	0	
1	Yes	31	<div><div></div></div> 32.6%
2	No	64	<div><div></div></div> 67.4%
3	Yes, but not sure about the exact age	0	
90	I am not sure	0	
93	Prefer not to answer	0	
95	Not had sex with this partner in the last 4 weeks	0	
97	N/A	0	
98	Don't know	0	
Sysmiss		2969	
Warning: these figures indicate the number of cases found in the data file. They cannot be interpreted as summary statistics of the population of interest.			
# ca_was_parenthome_attmp5: Was the participant's parent or guardian at home			
Information	[Type= discrete] [Format=numeric] [Range= 0-98] [Missing=*]		
Statistics [NW/ W]	[Valid=14 /-] [Invalid=3050 /-]		
Value	Label	Cases	Percentage
0	No, I have never had it	0	
1	Yes	4	<div><div></div></div> 28.6%
2	No	10	<div><div></div></div> 71.4%
3	Yes, but not sure about the exact age	0	

# ca_was_parenthome_attmp5: Was the participant's parent or guardian at home			
Value	Label	Cases	Percentage
90	I am not sure	0	
93	Prefer not to answer	0	
95	Not had sex with this partner in the last 4 weeks	0	
97	N/A	0	
98	Don't know	0	
Sysmiss		3050	
Warning: these figures indicate the number of cases found in the data file. They cannot be interpreted as summary statistics of the population of interest.			
# ca_parental_consent_attmp5: Was parent or guardian willing to give Informed Consent?			
Information		[Type= discrete] [Format=numeric] [Range= 0-98] [Missing=*]	
Statistics [NW/ W]		[Valid=4 -/] [Invalid=3060 -/]	
Value	Label	Cases	Percentage
0	No, I have never had it	0	
1	Yes	4	<div></div> 100.0%
2	No	0	
3	Yes, but not sure about the exact age	0	
90	I am not sure	0	
93	Prefer not to answer	0	
95	Not had sex with this partner in the last 4 weeks	0	
97	N/A	0	
98	Don't know	0	
Sysmiss		3060	
Warning: these figures indicate the number of cases found in the data file. They cannot be interpreted as summary statistics of the population of interest.			
# ca_req_samesex_attmp5: Did the participant asked to be interviewed by a same sex Tracker?			
Information		[Type= discrete] [Format=numeric] [Range= 0-98] [Missing=*]	
Statistics [NW/ W]		[Valid=28 -/] [Invalid=3036 -/]	
Value	Label	Cases	Percentage
0	No, I have never had it	0	
1	Yes	0	
2	No	28	<div></div> 100.0%
3	Yes, but not sure about the exact age	0	
90	I am not sure	0	
93	Prefer not to answer	0	
95	Not had sex with this partner in the last 4 weeks	0	
97	N/A	0	
98	Don't know	0	
Sysmiss		3036	
Warning: these figures indicate the number of cases found in the data file. They cannot be interpreted as summary statistics of the population of interest.			
# ca_samesex_reas_attmp5: What is the reason why the participant requested a same sex Tracker?			
Information		[Type= discrete] [Format=character] [Missing=*]	
Statistics [NW/ W]		[Valid=0 -/] [Invalid=0 -/]	
# ca_surveyed_attmp5: Was the participant contacted and willing to be surveyed?			
Information		[Type= discrete] [Format=numeric] [Range= 0-98] [Missing=*]	
Statistics [NW/ W]		[Valid=28 -/] [Invalid=3036 -/]	

# ca_surveyed_attmp5: Was the participant contacted and willing to be surveyed?			
Value	Label	Cases	Percentage
0	No, I have never had it	0	<div><div></div></div> 85.7%
1	Yes	24	
2	No	4	
3	Yes, but not sure about the exact age	0	
90	I am not sure	0	
93	Prefer not to answer	0	
95	Not had sex with this partner in the last 4 weeks	0	
97	N/A	0	
98	Don't know	0	
Sysmiss		3036	
Warning: these figures indicate the number of cases found in the data file. They cannot be interpreted as summary statistics of the population of interest.			
# ca_refused_attmp5: Did the participant / parent / guardian refused participation?			
Information	[Type= discrete] [Format=numeric] [Range= 0-98] [Missing=*]		
Statistics [NW/ W]	[Valid=4 /-] [Invalid=3060 /-]		
Value	Label	Cases	Percentage
0	No, I have never had it	0	<div><div></div></div> 100.0%
1	Yes	4	
2	No	0	
3	Yes, but not sure about the exact age	0	
90	I am not sure	0	
93	Prefer not to answer	0	
95	Not had sex with this partner in the last 4 weeks	0	
97	N/A	0	
98	Don't know	0	
Sysmiss		3060	
Warning: these figures indicate the number of cases found in the data file. They cannot be interpreted as summary statistics of the population of interest.			
# ca_resch_vsdate_attmp5: Reschedule next visit date			
Information	[Type= discrete] [Format=character] [Missing=*]		
Statistics [NW/ W]	[Valid=1 /-]		
# ca_fieldcomm_attmp5: Comments for Contact attempt			
Information	[Type= discrete] [Format=character] [Missing=*]		
Statistics [NW/ W]	[Valid=92 /-]		
# ca_contact_attmp6: Conducting Contact Attempt			
Information	[Type= discrete] [Format=numeric] [Range= 0-98] [Missing=*]		
Statistics [NW/ W]	[Valid=67 /-] [Invalid=2997 /-]		
Value	Label	Cases	Percentage
0	No, I have never had it	0	<div><div></div></div> 52.2%
1	Yes	35	
2	No	32	
3	Yes, but not sure about the exact age	0	
90	I am not sure	0	
93	Prefer not to answer	0	

# ca_contact_attmp6: Conducting Contact Attempt				
Value	Label	Cases	Percentage	
95	Not had sex with this partner in the last 4 weeks	0		
97	N/A	0		
98	Don't know	0		
Sysmiss		2997		
Warning: these figures indicate the number of cases found in the data file. They cannot be interpreted as summary statistics of the population of interest.				
# ca_staffname_attmp6: Staff Member				
Information	[Type= discrete] [Format=character] [Missing=*]			
Statistics [NW/ W]	[Valid=35 /-] [Invalid=0 /-]			
# ca_datetime_attmp6: Attempt Date and Time				
Information	[Type= discrete] [Format=character] [Missing=*]			
Statistics [NW/ W]	[Valid=35 /-]			
# ca_was_contacted_attmp6: Was the participant contacted				
Information	[Type= discrete] [Format=numeric] [Range= 0-98] [Missing=*]			
Statistics [NW/ W]	[Valid=35 /-] [Invalid=3029 /-]			
Value	Label	Cases	Percentage	
0	No, I have never had it	0	<div><div></div></div>	
1	Yes	13		37.1%
2	No	22		62.9%
3	Yes, but not sure about the exact age	0		
90	I am not sure	0		
93	Prefer not to answer	0		
95	Not had sex with this partner in the last 4 weeks	0		
97	N/A	0		
98	Don't know	0		
Sysmiss		3029		
Warning: these figures indicate the number of cases found in the data file. They cannot be interpreted as summary statistics of the population of interest.				
# ca_was_parenthome_attmp6: Was the participant's parent or guardian at home				
Information	[Type= discrete] [Format=numeric] [Range= 0-98] [Missing=*]			
Statistics [NW/ W]	[Valid=5 /-] [Invalid=3059 /-]			
Value	Label	Cases	Percentage	
0	No, I have never had it	0	<div><div></div></div>	
1	Yes	2		40.0%
2	No	3		60.0%
3	Yes, but not sure about the exact age	0		
90	I am not sure	0		
93	Prefer not to answer	0		
95	Not had sex with this partner in the last 4 weeks	0		
97	N/A	0		
98	Don't know	0		
Sysmiss		3059		
Warning: these figures indicate the number of cases found in the data file. They cannot be interpreted as summary statistics of the population of interest.				

# ca_parental_consent_attmp6: Was parent or guardian willing to give Informed Consent?			
Information	[Type= discrete] [Format=numeric] [Range= 0-98] [Missing=*]		
Statistics [NW/ W]	[Valid=2 /-] [Invalid=3062 /-]		
Value	Label	Cases	Percentage
0	No, I have never had it	0	<div><div></div></div> 100.0%
1	Yes	2	
2	No	0	
3	Yes, but not sure about the exact age	0	
90	I am not sure	0	
93	Prefer not to answer	0	
95	Not had sex with this partner in the last 4 weeks	0	
97	N/A	0	
98	Don't know	0	
Sysmiss		3062	
Warning: these figures indicate the number of cases found in the data file. They cannot be interpreted as summary statistics of the population of interest.			
# ca_req_samesex_attmp6: Did the participant asked to be interviewed by a same sex Tracker?			
Information	[Type= discrete] [Format=numeric] [Range= 0-98] [Missing=*]		
Statistics [NW/ W]	[Valid=13 /-] [Invalid=3051 /-]		
Value	Label	Cases	Percentage
0	No, I have never had it	0	<div><div></div></div> 100.0%
1	Yes	0	
2	No	13	
3	Yes, but not sure about the exact age	0	
90	I am not sure	0	
93	Prefer not to answer	0	
95	Not had sex with this partner in the last 4 weeks	0	
97	N/A	0	
98	Don't know	0	
Sysmiss		3051	
Warning: these figures indicate the number of cases found in the data file. They cannot be interpreted as summary statistics of the population of interest.			
# ca_samesex_reas_attmp6: What is the reason why the participant requested a same sex Tracker?			
Information	[Type= discrete] [Format=character] [Missing=*]		
Statistics [NW/ W]	[Valid=0 /-] [Invalid=0 /-]		
# ca_surveyed_attmp6: Was the participant contacted and willing to be surveyed?			
Information	[Type= discrete] [Format=numeric] [Range= 0-98] [Missing=*]		
Statistics [NW/ W]	[Valid=13 /-] [Invalid=3051 /-]		
Value	Label	Cases	Percentage
0	No, I have never had it	0	<div><div></div></div> 92.3%
1	Yes	12	
2	No	1	
3	Yes, but not sure about the exact age	0	
90	I am not sure	0	
93	Prefer not to answer	0	
95	Not had sex with this partner in the last 4 weeks	0	
97	N/A	0	

# ca_surveyed_attmp6: Was the participant contacted and willing to be surveyed?			
Value	Label	Cases	Percentage
98	Don't know	0	<div></div>
Sysmiss		3051	
Warning: these figures indicate the number of cases found in the data file. They cannot be interpreted as summary statistics of the population of interest.			
# ca_refused_attmp6: Did the participant / parent / guardian refused participation?			
Information	[Type= discrete] [Format=numeric] [Range= 0-98] [Missing=*]		
Statistics [NW/ W]	[Valid=1 /-] [Invalid=3063 /-]		
Value	Label	Cases	Percentage
0	No, I have never had it	0	<div><div></div>100.0%</div>
1	Yes	1	
2	No	0	
3	Yes, but not sure about the exact age	0	
90	I am not sure	0	
93	Prefer not to answer	0	
95	Not had sex with this partner in the last 4 weeks	0	
97	N/A	0	
98	Don't know	0	
Sysmiss		3063	
Warning: these figures indicate the number of cases found in the data file. They cannot be interpreted as summary statistics of the population of interest.			
# ca_resch_vsdate_attmp6: Reschedule next visit date			
Information	[Type= discrete] [Format=character] [Missing=*]		
Statistics [NW/ W]	[Valid=0 /-]		
# ca_fieldcomm_attmp6: Comments for Contact attempt			
Information	[Type= discrete] [Format=character] [Missing=*]		
Statistics [NW/ W]	[Valid=35 /-]		
Value	Label	Cases	Percentage
Always at tarven		1	<div><div></div>2.9%</div>
At work		1	<div><div></div>2.9%</div>
Completed		2	<div><div></div>5.7%</div>
Completed all		5	<div><div></div>14.3%</div>
Difficult to get this Participant.		1	<div><div></div>2.9%</div>
Futile visit		1	<div><div></div>2.9%</div>
He got new Job in Richards bay, he's able to stay in Richards bay		1	<div><div></div>2.9%</div>
He is at school today his parents said i must on the 22nd of this month he will be available		1	<div><div></div>2.9%</div>
He is unavailable at home on the phone he said he always busy		1	<div><div></div>2.9%</div>

## # ca\_fieldcomm\_attmp6: Comments for Contact attempt

Value	Label	Cases	Percentage
He said he has no time to do this interview.		1	<div></div> 2.9%
He was not present at home.		1	<div></div> 2.9%
He's at work he's working in mtubatuba spar he's coming late around 16:45		1	<div></div> 2.9%
He's not at home when I asked his sister she said I don't where is he or visited his friends and his phone on voicemail		1	<div></div> 2.9%
He's working in taxi rank I tried several times to find him, his cell phone number is on voicemail he's working even on weekends		1	<div></div> 2.9%
I have try to found this individual but I couldn't found him		1	<div></div> 2.9%
I tried severely time i couldn't found him		1	<div></div> 2.9%
I tried severely times i couldn't found him		2	<div></div> 5.7%
Interview only		1	<div></div> 2.9%
No one in this household futile check tomorrow		1	<div></div> 2.9%
Not available at home.		1	<div></div> 2.9%
Not available at school		1	<div></div> 2.9%
Not present at home and he went to the mine.		1	<div></div> 2.9%
Survey conducted.		2	<div></div> 5.7%
Told at that he went 2 weeks back to stay at Empangeni now and to look for work there.		1	<div></div> 2.9%
Was at work.		1	<div></div> 2.9%

# ca\_fieldcomm\_attmp6: Comments for Contact attempt

Value	Label	Cases	Percentage
We have try to found this individual several times but we couldn't found him		1	<div><div></div></div> 2.9%
Willing to participate		2	<div><div></div></div> 5.7%

Warning: these figures indicate the number of cases found in the data file. They cannot be interpreted as summary statistics of the population of interest.

# ca\_refused\_by: Who refuse participation?

Information	[Type= discrete] [Format=numeric] [Range= 1-96] [Missing=*]
Statistics [NW/ W]	[Valid=119 /-] [Invalid=2945 /-]

Value	Label	Cases	Percentage
1	Self	111	<div><div></div></div> 93.3%
2	Partner	0	
3	HH Head	2	<div><div></div></div> 1.7%
4	BS Owner	1	<div><div></div></div> 0.8%
5		5	<div><div></div></div> 4.2%
96	Other, specify	0	
Sysmiss		2945	

Warning: these figures indicate the number of cases found in the data file. They cannot be interpreted as summary statistics of the population of interest.

# ca\_refused\_byoth: Specify other person who refused participation:

Information	[Type= discrete] [Format=character] [Missing=*]
Statistics [NW/ W]	[Valid=0 /-] [Invalid=0 /-]

# ca\_proj\_handover\_request: Fieldworker: Request handover of Non

Information	[Type= discrete] [Format=numeric] [Range= 0-98] [Missing=*]
Statistics [NW/ W]	[Valid=1299 /-] [Invalid=1765 /-]

Value	Label	Cases	Percentage
0	No, I have never had it	0	
1	Yes	240	<div><div></div></div> 18.5%
2	No	1059	<div><div></div></div> 81.5%
3	Yes, but not sure about the exact age	0	
90	I am not sure	0	
93	Prefer not to answer	0	
95	Not had sex with this partner in the last 4 weeks	0	
97	N/A	0	
98	Don't know	0	
Sysmiss		1765	

Warning: these figures indicate the number of cases found in the data file. They cannot be interpreted as summary statistics of the population of interest.

# ca\_proj\_noncontact\_reas: Select reason for non

Information	[Type= discrete] [Format=numeric] [Range= 4-96] [Missing=*]
Statistics [NW/ W]	[Valid=241 /-] [Invalid=2823 /-]

Value	Label	Cases	Percentage
4	Not found after 4 attempts	112	<div><div></div></div> 46.5%

# ca_proj_noncontact_reas: Select reason for non			
Value	Label	Cases	Percentage
7	Temporarily away for more than 2 months	94	<div><div></div></div> 39.0%
8	Stay in currently Avoided BS/HH	0	
9	Outmigrated to unknown destination	14	<div><div></div></div> 5.8%
11	Out-migrated within PIPSA, but unable to visit	12	<div><div></div></div> 5.0%
12	Contacted, but unable to conduct survey after 4x contact attempts	1	<div><div></div></div> 0.4%
13	Unable to acquire parental consent after 4x contact visits	0	
14	Reported to be involved in gang activities	2	<div><div></div></div> 0.8%
96	Other, specify	6	<div><div></div></div> 2.5%
Sysmiss		2823	
Warning: these figures indicate the number of cases found in the data file. They cannot be interpreted as summary statistics of the population of interest.			
# ca_proj_noncontct_reasoth: Specify other reason for non			
Information	[Type= discrete] [Format=character] [Missing=*]		
Statistics [NW/ W]	[Valid=12 /-] [Invalid=0 /-]		
Value	Label	Cases	Percentage
Female participant wrongly recorded as male		1	<div><div></div></div> 8.3%
Outmigrated outside Pipsa.		5	<div><div></div></div> 41.7%
Outmigrated to Durban.		1	<div><div></div></div> 8.3%
Outmigrated to Esikhawini		1	<div><div></div></div> 8.3%
Person is unknown at the household		1	<div><div></div></div> 8.3%
Staying at kwamsane		1	<div><div></div></div> 8.3%
Very sick		1	<div><div></div></div> 8.3%
Work in Durban but always comes back month end		1	<div><div></div></div> 8.3%
Warning: these figures indicate the number of cases found in the data file. They cannot be interpreted as summary statistics of the population of interest.			
# ca_transnotes_proj: Fieldworker: Please provide narrative			
Information	[Type= discrete] [Format=character] [Missing=*]		
Statistics [NW/ W]	[Valid=240 /-]		
Value	Label	Cases	Percentage
After four visits		1	<div><div></div></div> 0.4%
Always at work		3	<div><div></div></div> 1.2%
Always at work as tax driver		1	<div><div></div></div> 0.4%
Always at work he worked at coal mine		1	<div><div></div></div> 0.4%
Always away from home		1	<div><div></div></div> 0.4%
Always drunk		1	<div><div></div></div> 0.4%

# ca\_transnotes\_proj: Fieldworker: Please provide narrative

Value	Label	Cases	Percentage
Always not found at home,when I call him he said he always wake up early in the morning and come late at home		1	0.4%
Always not found if visited.		1	0.4%
Always not found.		1	0.4%
Always unavailable at home on the phone he said he always busy		1	0.4%
Away for holidays		3	1.2%
Away for holidays to newcastle		1	0.4%
Away for two months		1	0.4%
Away for two months at Manguza		1	0.4%
Away in cape town will be back after holidays		1	0.4%
Female participant		1	0.4%
Have been trying to contact him more than five times		1	0.4%
Have made many appointments with but unable to find him.have tried so many times		1	0.4%
Have tried so many times to visit him but unable to contact him		1	0.4%
Have tried to contact him many times but unable to contact him		1	0.4%
Have tried to contact him more tha four		1	0.4%

# ca\_transnotes\_proj: Fieldworker: Please provide narrative

Value	Label	Cases	Percentage
times but unable to found him			
Have tried to visit him more tha five times unable to find him always not available		1	<div><div></div></div> 0.4%
Have tried to visit him more than five times but unable to contact him		2	<div><div></div></div> 0.8%
Have tried to visit him more than five times unable to contact him		1	<div><div></div></div> 0.4%
He didn't have cellphone,he always away home early in the morning		1	<div><div></div></div> 0.4%
He is always at work even on Sunday		1	<div><div></div></div> 0.4%
He is always at work even on Sunday he is working		1	<div><div></div></div> 0.4%
He is at Mbonambi and be back on holidays ,this holidays his mother said he would not be back home		1	<div><div></div></div> 0.4%
He is at work today he is always at work		1	<div><div></div></div> 0.4%
He is no longer staying here.He has been seen in different places smoking insangu		1	<div><div></div></div> 0.4%
He is not available.		1	<div><div></div></div> 0.4%
He is not back yet he is temporary away		1	<div><div></div></div> 0.4%
He is temporary outmigrated to Jozini he will be back next year January		1	<div><div></div></div> 0.4%
He is transfer to Nongoma for working at home available		1	<div><div></div></div> 0.4%

# ca\_transnotes\_proj: Fieldworker: Please provide narrative

Value	Label	Cases	Percentage
on month end only			
He is working at Empangeni Driving meter taxi		1	0.4%
He is working to town he is available at home Sunday only but always Sunday i don't found him at and he don't answer my phone calls		1	0.4%
He not found after 4 visit he is working at Emossi in town he only off Sunday's only but still he found at home today he went to Nseleni		1	0.4%
He visited at Mnambithi for holidays will be back after Xmas		1	0.4%
He visited his father at Durban for holidays.		1	0.4%
He wake up early in the morning every day and went to his friends and returned at night		1	0.4%
He went to Durban to visit his father and he will be back on January 2020.		1	0.4%
He went to visit as this is the school holidays.		1	0.4%
He will be working at ophongolo from tomorrow till December		1	0.4%
He's always at the shebeen		1	0.4%
He's at work today, he's working even on weekends		1	0.4%
He's building houses, sometimes he's no longer stay at home so it's		1	0.4%

# ca\_transnotes\_proj: Fieldworker: Please provide narrative

Value	Label	Cases	Percentage
difficult to find him because his cell phone number is on voicemail. I tried hard to find him.			
He's got a new job in Richards bay he's coming maybe after a week in mtubatuba so it's difficult to find him		1	0.4%
He's no longer stay at home, he's on child stage, it's take even a whole weekend he's didn't come at home told by his mother, so it's difficult to get him		1	0.4%
He's no longer stay at home, sometimes he coming back home after two months told by his family and the problem is they don't know where is staying around Mtubatuba.		1	0.4%
He's number is on voicemail when I told his family they said it's difficult to find because he's lost cell phone so his family they said it is difficult find him I tried very hard to find him.		1	0.4%
He's visited to KweSakwamtheth Empangeni, he will be back after holidays		1	0.4%
He's working in mtubatuba spar, he's even on weekends I tried very hard to find him even on weekends		1	0.4%
He's working in taxi rank, I tried		1	0.4%

# ca\_transnotes\_proj: Fieldworker: Please provide narrative

Value	Label	Cases	Percentage
several times and he's wake up early in the morning every day			
His father said he visited at Dukuduku he will be back on January		1	<div><div></div></div> 0.4%
His sister said he is unavailable at home they don't know where is he, he didn't answer his phone		1	<div><div></div></div> 0.4%
Hlabisa		1	<div><div></div></div> 0.4%
I have try to found this individual several times but I couldn't found her		1	<div><div></div></div> 0.4%
I have try to found this individual several times but I couldn't found him		3	<div><div></div></div> 1.2%
I tried more then six times but i couldn't found him		1	<div><div></div></div> 0.4%
I tried six times i couldn't found him		2	<div><div></div></div> 0.8%
I try to find this Participant but she is unable to get her		1	<div><div></div></div> 0.4%
I try to get this Participant at home no one knows where is he.		1	<div><div></div></div> 0.4%
In JHB he could be back during holidays		1	<div><div></div></div> 0.4%
Involved in gangsters.		1	<div><div></div></div> 0.4%
Looking for jobs at Durban at home available on Christmas Holidays		1	<div><div></div></div> 0.4%
Married stay with inlaws		1	<div><div></div></div> 0.4%
No found after four attempts		1	<div><div></div></div> 0.4%

# ca\_transnotes\_proj: Fieldworker: Please provide narrative

Value	Label	Cases	Percentage
No longer stay here he is gangsters		1	0.4%
No one found at homeafter 4 attempts		1	0.4%
No one knows him		1	0.4%
Non contact		1	0.4%
Non contact		21	8.8%
Not found		40	16.7%
Not found after 4 attempts his cell phone number is on voicemail no body knows where did find him and he's staying alone in the household told by his neighbour's he's always hunting the alcohol		1	0.4%
Not found after four attempt		1	0.4%
Not found after four attempts		3	1.2%
Not found after four visits		1	0.4%
Not found after making an appointment		1	0.4%
Not found after several visits.		2	0.8%
Not found after some several visits.		1	0.4%
Not found always at work		1	0.4%
Not found at home		1	0.4%
Not found for more than four times		2	0.8%
Not found for more than four times.		1	0.4%
Not yet back home.		1	0.4%
Now is visiting her boyfriend at Hluhluwe at home available on next week		1	0.4%
Out migrated in March for		1	0.4%

# ca\_transnotes\_proj: Fieldworker: Please provide narrative

Value	Label	Cases	Percentage
job hunting to unknown destination			
Outmigrated inside pipsa KwaNkombose,		1	0.4%
Outmigrated inside pipsa Phaphasi unable to visit.		1	0.4%
Outmigrated to Mahunjini to stay with his mom they don't have clear direction and cellphone number of where is now staying		1	0.4%
Outmigrated to Pipsa.		1	0.4%
Outmigrated to unknown destination no one knows the direction for current destination		1	0.4%
Outmigrated to unknown destination.		1	0.4%
Outmigrated within PIPSA at KwaMsane but cellphone number doesn't exist for direction to KwaMsane		1	0.4%
Outmigrated within Pipsa		1	0.4%
Outmigrated within pipsa at Baswazini.		1	0.4%
Participant is a taxi driver working everyday. I have tried many times to find this Participant he is driving long distance no offs		1	0.4%
Participant is a taxi driver, working everyday even on holidays and weekends. I have tried many times to find this		1	0.4%

# ca\_transnotes\_proj: Fieldworker: Please provide narrative

Value	Label	Cases	Percentage
Participant he is driving long distance no offs			
Participant not found		1	0.4%
Participant visiting relatives no one knows when the participant will come back		1	0.4%
Rainy day		1	0.4%
Relocated to unknown destination		1	0.4%
Reported sick		1	0.4%
She is available on Christmas Holidays		1	0.4%
She's always not at home she is always at work i couldn't found her		1	0.4%
She's at work even on sundays and holidays, she's working in Tuck shop she's coming late around 19:00 at home I tried severally times to get her even on her's phone		1	0.4%
Staying at Durban looking for jobs at home no one knows where is he available		1	0.4%
Staying at Ophondweni for a whole month		1	0.4%
Staying with her husband kwamshaya.		1	0.4%
Tempirarily away.		1	0.4%
Temporally away		4	1.7%
Temporally away for holidays		1	0.4%
Temporally away for holidays.		1	0.4%

# ca\_transnotes\_proj: Fieldworker: Please provide narrative

Value	Label	Cases	Percentage
Temporally away from home for holidays.		1	<div><div></div></div> 0.4%
Temporally away.		1	<div><div></div></div> 0.4%
Temporarily away away to Mfekayi for holidays.		1	<div><div></div></div> 0.4%
Temporarily away to Dukuduku.		1	<div><div></div></div> 0.4%
Temporarily away to Gauteng.		1	<div><div></div></div> 0.4%
Temporarily away to Mandeni.		1	<div><div></div></div> 0.4%
Temporarily away to Mpumalanga.		1	<div><div></div></div> 0.4%
Temporarily away to Nongoma, he will be back in January.		1	<div><div></div></div> 0.4%
Temporarily away.		17	<div><div></div></div> 7.1%
Temporary away for two months At Mbazwane for driving school.		1	<div><div></div></div> 0.4%
Temporary outmigrated to Durban		1	<div><div></div></div> 0.4%
Temporary outmigrated to Eskhawini		1	<div><div></div></div> 0.4%
They don't know where she is outmigrated to unknown destinations		1	<div><div></div></div> 0.4%
To Shikishela at North side		1	<div><div></div></div> 0.4%
Tried so many times unable to contact him		1	<div><div></div></div> 0.4%
Unable to contact her after five times		1	<div><div></div></div> 0.4%
Unable to contact him always out drinking		1	<div><div></div></div> 0.4%
Unable to find him		1	<div><div></div></div> 0.4%

# ca\_transnotes\_proj: Fieldworker: Please provide narrative

Value	Label	Cases	Percentage
Unknown where she went to.		1	0.4%
Visited several times not found		1	0.4%
Visited several times not found.		1	0.4%
Visiting at Empangeni for Christmas Holidays at home will be back on January		1	0.4%
Visiting his father Will be back after holidays		1	0.4%
Visiting his father at Mpangeni will be back after holidays		1	0.4%
Visiting his mother at Nongoma.		1	0.4%
Visiting his relatives at Empangeni Wii be back on January		1	0.4%
Visiting relatives at skhawini, will be back in January		1	0.4%
Visits in gauteng		1	0.4%
Was told that in their homestead the are tenants they have moved out to unknown destination		1	0.4%
We have try to found this individual several times but we couldn't get him		1	0.4%
We tried to check him 4 times but we didn't find him they say he is working Monday to Saturday and Sunday he attend church		1	0.4%
We try to found this individual several times but we couldn't get him at all		1	0.4%

# ca_transnotes_proj: Fieldworker: Please provide narrative			
Value	Label	Cases	Percentage
Will be away for two months visiting his grandmother at Mpangeni		1	<div><div></div></div> 0.4%
Work in Durban for two months		1	<div><div></div></div> 0.4%
Working at Richards Bay and staying there at home will be available on Christmas Holidays		1	<div><div></div></div> 0.4%
Working everyday no off even on weekends		1	<div><div></div></div> 0.4%
Working everyday no offs		1	<div><div></div></div> 0.4%
Warning: these figures indicate the number of cases found in the data file. They cannot be interpreted as summary statistics of the population of interest.			
# ca_coordn_approval: Was this request for a Non			
Information	[Type= discrete] [Format=numeric] [Range= 1-2] [Missing=*]		
Statistics [NW/ W]	[Valid=240 /-] [Invalid=2824 /-]		
Value	Label	Cases	Percentage
1	Yes, approved	240	<div><div></div></div> 100.0%
2	No, denied	0	
Sysmiss		2824	
Warning: these figures indicate the number of cases found in the data file. They cannot be interpreted as summary statistics of the population of interest.			
# ca_coordn_reject_reas: Why was this request was denied?			
Information	[Type= discrete] [Format=character] [Missing=*]		
Statistics [NW/ W]	[Valid=2 /-] [Invalid=0 /-]		
Value	Label	Cases	Percentage
As it is now the end of the month, can you please try to find this person again?		1	<div><div></div></div> 50.0%
Should be a premature completer		1	<div><div></div></div> 50.0%
Warning: these figures indicate the number of cases found in the data file. They cannot be interpreted as summary statistics of the population of interest.			
# ca_premature_comp: Was this a Pre			
Information	[Type= discrete] [Format=numeric] [Range= 0-98] [Missing=*]		
Statistics [NW/ W]	[Valid=674 /-] [Invalid=2390 /-]		
Value	Label	Cases	Percentage
0	No, I have never had it	0	
1	Yes	307	<div><div></div></div> 45.5%
2	No	367	<div><div></div></div> 54.5%

# ca_premature_comp: Was this a Pre			
Value	Label	Cases	Percentage
3	Yes, but not sure about the exact age	0	
90	I am not sure	0	
93	Prefer not to answer	0	
95	Not had sex with this partner in the last 4 weeks	0	
97	N/A	0	
98	Don't know	0	
Sysmiss		2390	
Warning: these figures indicate the number of cases found in the data file. They cannot be interpreted as summary statistics of the population of interest.			
# ca_premature_reas: Select reason for pre			
Information	[Type= discrete] [Format=numeric] [Range= 1-96] [Missing=*]		
Statistics [NW/ W]	[Valid=307 /-] [Invalid=2757 /-]		
Value	Label	Cases	Percentage
1	Reported dead?	7	2.3%
2	Outmigrated outside PIPSA	299	97.4%
96	Other, specify	1	0.3%
Sysmiss		2757	
Warning: these figures indicate the number of cases found in the data file. They cannot be interpreted as summary statistics of the population of interest.			
# ca_premature_reasoth: Specify other reason for pre			
Information	[Type= discrete] [Format=character] [Missing=*]		
Statistics [NW/ W]	[Valid=1 /-] [Invalid=0 /-]		
Value	Label	Cases	Percentage
He was arrested.		1	100.0%
Warning: these figures indicate the number of cases found in the data file. They cannot be interpreted as summary statistics of the population of interest.			
# ca_visitdate: Visit Date			
Information	[Type= discrete] [Format=character] [Missing=*]		
Statistics [NW/ W]	[Valid=2820 /-]		
Value	Label	Cases	Percentage
2019-09-19		48	1.7%
2019-09-20		66	2.3%
2019-09-21		63	2.2%
2019-09-22		46	1.6%
2019-09-25		24	0.9%
2019-09-26		54	1.9%
2019-09-27		42	1.5%
2019-09-28		50	1.8%
2019-09-29		26	0.9%
2019-10-01		16	0.6%
2019-10-02		20	0.7%
2019-10-03		37	1.3%
2019-10-04		63	2.2%
2019-10-05		60	2.1%
2019-10-06		47	1.7%
2019-10-08		19	0.7%

# ca_visitdate: Visit Date			
Value	Label	Cases	Percentage
2019-10-09		23	<div></div> 0.8%
2019-10-10		3	<div></div> 0.1%
2019-10-11		70	<div></div> 2.5%
2019-10-12		60	<div></div> 2.1%
2019-10-13		57	<div></div> 2.0%
2019-10-16		22	<div></div> 0.8%
2019-10-17		69	<div></div> 2.4%
2019-10-18		62	<div></div> 2.2%
2019-10-19		65	<div></div> 2.3%
2019-10-20		70	<div></div> 2.5%
2019-10-22		25	<div></div> 0.9%
2019-10-23		35	<div></div> 1.2%
2019-10-24		51	<div></div> 1.8%
2019-10-25		40	<div></div> 1.4%
2019-10-26		41	<div></div> 1.5%
2019-10-27		29	<div></div> 1.0%
2019-10-28		4	<div></div> 0.1%
2019-10-29		22	<div></div> 0.8%
2019-10-30		36	<div></div> 1.3%
2019-10-31		4	<div></div> 0.1%
2019-11-01		30	<div></div> 1.1%
2019-11-02		63	<div></div> 2.2%
2019-11-03		32	<div></div> 1.1%
2019-11-05		28	<div></div> 1.0%
2019-11-06		23	<div></div> 0.8%
2019-11-07		46	<div></div> 1.6%
2019-11-08		59	<div></div> 2.1%
2019-11-09		54	<div></div> 1.9%
2019-11-10		29	<div></div> 1.0%
2019-11-12		37	<div></div> 1.3%
2019-11-13		37	<div></div> 1.3%
2019-11-16		62	<div></div> 2.2%
2019-11-17		29	<div></div> 1.0%
2019-11-18		21	<div></div> 0.7%
2019-11-19		29	<div></div> 1.0%
2019-11-20		55	<div></div> 2.0%
2019-11-21		64	<div></div> 2.3%
2019-11-22		58	<div></div> 2.1%
2019-11-23		64	<div></div> 2.3%
2019-11-24		67	<div></div> 2.4%
2019-11-26		39	<div></div> 1.4%
2019-11-27		26	<div></div> 0.9%
2019-11-28		48	<div></div> 1.7%
2019-11-29		6	<div></div> 0.2%
2019-11-30		64	<div></div> 2.3%

# ca_visitdate: Visit Date			
Value	Label	Cases	Percentage
2019-12-01		48	<div></div> 1.7%
2019-12-02		4	<div></div> 0.1%
2019-12-03		22	<div></div> 0.8%
2019-12-04		20	<div></div> 0.7%
2019-12-05		46	<div></div> 1.6%
2019-12-06		46	<div></div> 1.6%
2019-12-07		37	<div></div> 1.3%
2019-12-08		43	<div></div> 1.5%
2019-12-10		6	<div></div> 0.2%
2020-01-21		4	<div></div> 0.1%
2020-01-22		1	<div></div> 0.0%
2020-01-23		2	<div></div> 0.1%
2020-01-28		1	<div></div> 0.0%
2020-01-29		1	<div></div> 0.0%
Warning: these figures indicate the number of cases found in the data file. They cannot be interpreted as summary statistics of the population of interest.			

# File : AHRI.DREAMS.MultiLevel.ExposureToDREAMS.2019.v1

## # project\_id: REDCap Project Identifier

Information	[Type= discrete] [Format=numeric] [Range= 463-463] [Missing=*]
Statistics [NW/ W]	[Valid=3064 /-] [Invalid=0 /-]

## # event\_id: REDCap Event Identifier

Information	[Type= discrete] [Format=numeric] [Range= 1372-1372] [Missing=*]
Statistics [NW/ W]	[Valid=3064 /-] [Invalid=0 /-]

## # cohort: Cohort Description

Information	[Type= discrete] [Format=character] [Missing=*]
Statistics [NW/ W]	[Valid=3064 /-] [Invalid=0 /-]

## # round: Round Description

Information	[Type= discrete] [Format=character] [Missing=*]
Statistics [NW/ W]	[Valid=3064 /-] [Invalid=0 /-]

## # IIntId: Individual ID

Information	[Type= continuous] [Format=numeric] [Range= 261-220477] [Missing=*]
Statistics [NW/ W]	[Valid=3064 /-] [Invalid=0 /-] [Mean=89193.296 /-] [StdDev=49808.601 /-]

## # dm\_aware\_dreams: Have you heard of a program called 'DREAMS'?

Information	[Type= discrete] [Format=numeric] [Range= 0-98] [Missing=*]
Statistics [NW/ W]	[Valid=2395 /-] [Invalid=669 /-]

Value	Label	Cases	Percentage
0	No, I have never had it	0	
1	Yes	1278	53.4%
2	No	1113	46.5%
3	Yes, but not sure about the exact age	0	
90	I am not sure	0	
93	Prefer not to answer	0	
95	Not had sex with this partner in the last 4 weeks	0	
97	N/A	0	
98	Don't know	4	0.2%
Sysmiss		669	

Warning: these figures indicate the number of cases found in the data file. They cannot be interpreted as summary statistics of the population of interest.

## # dm\_source\_1: From where / how did you hear about DREAMS?

Information	[Type= discrete] [Format=numeric] [Range= 1-96] [Missing=*]
Statistics [NW/ W]	[Valid=11 /-] [Invalid=3053 /-]

Value	Label	Cases	Percentage
1	Mass media (TV, radio, newspaper)	11	100.0%
2	Social media (web, Facebook, phone apps, email)	0	
3	Word of mouth (a friend, relative, neighbour)	0	
4	School	0	
5	A health facility	0	
6	A community-based or non-governmental organisation	0	
7	A government agency	0	

# File : AHRI.DREAMS.MultiLevel.ExposureToDREAMS.2019.v1

## # dm\_source\_1: From where / how did you hear about DREAMS?

Value	Label	Cases	Percentage
8	Community health workers	0	
9	Africa Centre roadshow	0	
96	Other	0	
Sysmiss		3053	

Warning: these figures indicate the number of cases found in the data file. They cannot be interpreted as summary statistics of the population of interest.

## # dm\_source\_2: From where / how did you hear about DREAMS?

Information	[Type= discrete] [Format=numeric] [Range= 1-96] [Missing=*]
Statistics [NW/ W]	[Valid=21 /-] [Invalid=3043 /-]

Value	Label	Cases	Percentage
1	Mass media (TV, radio, newspaper)	0	
2	Social media (web, Facebook, phone apps, email)	21	100.0%
3	Word of mouth (a friend, relative, neighbour)	0	
4	School	0	
5	A health facility	0	
6	A community-based or non-governmental organisation	0	
7	A government agency	0	
8	Community health workers	0	
9	Africa Centre roadshow	0	
96	Other	0	
Sysmiss		3043	

Warning: these figures indicate the number of cases found in the data file. They cannot be interpreted as summary statistics of the population of interest.

## # dm\_source\_3: From where / how did you hear about DREAMS?

Information	[Type= discrete] [Format=numeric] [Range= 1-96] [Missing=*]
Statistics [NW/ W]	[Valid=69 /-] [Invalid=2995 /-]

Value	Label	Cases	Percentage
1	Mass media (TV, radio, newspaper)	0	
2	Social media (web, Facebook, phone apps, email)	0	
3	Word of mouth (a friend, relative, neighbour)	69	100.0%
4	School	0	
5	A health facility	0	
6	A community-based or non-governmental organisation	0	
7	A government agency	0	
8	Community health workers	0	
9	Africa Centre roadshow	0	
96	Other	0	
Sysmiss		2995	

Warning: these figures indicate the number of cases found in the data file. They cannot be interpreted as summary statistics of the population of interest.

## # dm\_source\_4: From where / how did you hear about DREAMS?

Information	[Type= discrete] [Format=numeric] [Range= 1-96] [Missing=*]
Statistics [NW/ W]	[Valid=404 /-] [Invalid=2660 /-]

# File : AHRI.DREAMS.MultiLevel.ExposureToDREAMS.2019.v1

## # dm\_source\_4: From where / how did you hear about DREAMS?

Value	Label	Cases	Percentage
1	Mass media (TV, radio, newspaper)	0	
2	Social media (web, Facebook, phone apps, email)	0	
3	Word of mouth (a friend, relative, neighbour)	0	
4	School	404	100.0%
5	A health facility	0	
6	A community-based or non-governmental organisation	0	
7	A government agency	0	
8	Community health workers	0	
9	Africa Centre roadshow	0	
96	Other	0	
Sysmiss		2660	

Warning: these figures indicate the number of cases found in the data file. They cannot be interpreted as summary statistics of the population of interest.

## # dm\_source\_5: From where / how did you hear about DREAMS?

Information	[Type= discrete] [Format=numeric] [Range= 1-96] [Missing=*]
Statistics [NW/ W]	[Valid=11 /-] [Invalid=3053 /-]

Value	Label	Cases	Percentage
1	Mass media (TV, radio, newspaper)	0	
2	Social media (web, Facebook, phone apps, email)	0	
3	Word of mouth (a friend, relative, neighbour)	0	
4	School	0	
5	A health facility	11	100.0%
6	A community-based or non-governmental organisation	0	
7	A government agency	0	
8	Community health workers	0	
9	Africa Centre roadshow	0	
96	Other	0	
Sysmiss		3053	

Warning: these figures indicate the number of cases found in the data file. They cannot be interpreted as summary statistics of the population of interest.

## # dm\_source\_6: From where / how did you hear about DREAMS?

Information	[Type= discrete] [Format=numeric] [Range= 1-96] [Missing=*]
Statistics [NW/ W]	[Valid=45 /-] [Invalid=3019 /-]

Value	Label	Cases	Percentage
1	Mass media (TV, radio, newspaper)	0	
2	Social media (web, Facebook, phone apps, email)	0	
3	Word of mouth (a friend, relative, neighbour)	0	
4	School	0	
5	A health facility	0	
6	A community-based or non-governmental organisation	45	100.0%
7	A government agency	0	
8	Community health workers	0	
9	Africa Centre roadshow	0	
96	Other	0	

# File : AHRI.DREAMS.MultiLevel.ExposureToDREAMS.2019.v1

## # dm\_source\_6: From where / how did you hear about DREAMS?

Value	Label	Cases	Percentage
Sysmiss		3019	

Warning: these figures indicate the number of cases found in the data file. They cannot be interpreted as summary statistics of the population of interest.

## # dm\_source\_7: From where / how did you hear about DREAMS?

Information	[Type= discrete] [Format=numeric] [Range= 1-96] [Missing=*]
Statistics [NW/ W]	[Valid=7 /-] [Invalid=3057 /-]

Value	Label	Cases	Percentage
1	Mass media (TV, radio, newspaper)	0	
2	Social media (web, Facebook, phone apps, email)	0	
3	Word of mouth (a friend, relative, neighbour)	0	
4	School	0	
5	A health facility	0	
6	A community-based or non-governmental organisation	0	
7	A government agency	7	100.0%
8	Community health workers	0	
9	Africa Centre roadshow	0	
96	Other	0	
Sysmiss		3057	

Warning: these figures indicate the number of cases found in the data file. They cannot be interpreted as summary statistics of the population of interest.

## # dm\_source\_8: From where / how did you hear about DREAMS?

Information	[Type= discrete] [Format=numeric] [Range= 1-96] [Missing=*]
Statistics [NW/ W]	[Valid=33 /-] [Invalid=3031 /-]

Value	Label	Cases	Percentage
1	Mass media (TV, radio, newspaper)	0	
2	Social media (web, Facebook, phone apps, email)	0	
3	Word of mouth (a friend, relative, neighbour)	0	
4	School	0	
5	A health facility	0	
6	A community-based or non-governmental organisation	0	
7	A government agency	0	
8	Community health workers	33	100.0%
9	Africa Centre roadshow	0	
96	Other	0	
Sysmiss		3031	

Warning: these figures indicate the number of cases found in the data file. They cannot be interpreted as summary statistics of the population of interest.

## # dm\_source\_9: From where / how did you hear about DREAMS?

Information	[Type= discrete] [Format=numeric] [Range= 1-96] [Missing=*]
Statistics [NW/ W]	[Valid=494 /-] [Invalid=2570 /-]

Value	Label	Cases	Percentage
1	Mass media (TV, radio, newspaper)	0	
2	Social media (web, Facebook, phone apps, email)	0	
3	Word of mouth (a friend, relative, neighbour)	0	

## File : AHRI.DREAMS.MultiLevel.ExposureToDREAMS.2019.v1

### # dm\_source\_9: From where / how did you hear about DREAMS?

Value	Label	Cases	Percentage
4	School	0	
5	A health facility	0	
6	A community-based or non-governmental organisation	0	
7	A government agency	0	
8	Community health workers	0	
9	Africa Centre roadshow	494	100.0%
96	Other	0	
Sysmiss		2570	

Warning: these figures indicate the number of cases found in the data file. They cannot be interpreted as summary statistics of the population of interest.

### # dm\_source\_96: From where / how did you hear about DREAMS?

Information	[Type= discrete] [Format=numeric] [Range= 1-96] [Missing=*]
Statistics [NW/ W]	[Valid=97 /-] [Invalid=2967 /-]

Value	Label	Cases	Percentage
1	Mass media (TV, radio, newspaper)	0	
2	Social media (web, Facebook, phone apps, email)	0	
3	Word of mouth (a friend, relative, neighbour)	0	
4	School	0	
5	A health facility	0	
6	A community-based or non-governmental organisation	0	
7	A government agency	0	
8	Community health workers	0	
9	Africa Centre roadshow	0	
96	Other	97	100.0%
Sysmiss		2967	

Warning: these figures indicate the number of cases found in the data file. They cannot be interpreted as summary statistics of the population of interest.

### # dm\_source\_other: Other, please specify from where / how did you hear about DREAMS?

Information	[Type= discrete] [Format=character] [Missing=*]
Statistics [NW/ W]	[Valid=188 /-] [Invalid=0 /-]

### # dm\_invited: Have you been invited to participate in any DREAMS activity or service?

Information	[Type= discrete] [Format=numeric] [Range= 0-98] [Missing=*]
Statistics [NW/ W]	[Valid=1268 /-] [Invalid=1796 /-]

Value	Label	Cases	Percentage
0	No, I have never had it	0	
1	Yes	252	19.9%
2	No	1016	80.1%
3	Yes, but not sure about the exact age	0	
90	I am not sure	0	
93	Prefer not to answer	0	
95	Not had sex with this partner in the last 4 weeks	0	
97	N/A	0	
98	Don't know	0	

## File : AHRI.DREAMS.MultiLevel.ExposureToDREAMS.2019.v1

### # dm\_invited: Have you been invited to participate in any DREAMS activity or service?

Value	Label	Cases	Percentage
Sysmiss		1796	

*Warning: these figures indicate the number of cases found in the data file. They cannot be interpreted as summary statistics of the population of interest.*

### # dm\_participated: Have you ever participated in any DREAMS activity or service?

Information	[Type= discrete] [Format=numeric] [Range= 0-98] [Missing=*]
Statistics [NW/ W]	[Valid=1270 /-] [Invalid=1794 /-]

Value	Label	Cases	Percentage
0	No, I have never had it	0	
1	Yes	463	36.5%
2	No	807	63.5%
3	Yes, but not sure about the exact age	0	
90	I am not sure	0	
93	Prefer not to answer	0	
95	Not had sex with this partner in the last 4 weeks	0	
97	N/A	0	
98	Don't know	0	
Sysmiss		1794	

*Warning: these figures indicate the number of cases found in the data file. They cannot be interpreted as summary statistics of the population of interest.*

### # dm\_participated\_when\_2016: If yes, when did you participate?

Information	[Type= discrete] [Format=numeric] [Range= 2016-2016] [Missing=*]
Statistics [NW/ W]	[Valid=27 /-] [Invalid=3037 /-]

### # dm\_participated\_when\_2017: If yes, when did you participate?

Information	[Type= discrete] [Format=numeric] [Range= 2017-2017] [Missing=*]
Statistics [NW/ W]	[Valid=48 /-] [Invalid=3016 /-]

### # dm\_participated\_when\_2018: If yes, when did you participate?

Information	[Type= discrete] [Format=numeric] [Range= 2018-2018] [Missing=*]
Statistics [NW/ W]	[Valid=297 /-] [Invalid=2767 /-]

### # dm\_experience\_dreams: What experience(s) have you had with DREAMS?

Information	[Type= discrete] [Format=character] [Missing=*]
Statistics [NW/ W]	[Valid=243 /-] [Invalid=0 /-]

### # dm\_have\_identifier: Do you have a DREAMS identifier? It could be a reference number, ID or code?

Information	[Type= discrete] [Format=numeric] [Range= 0-98] [Missing=*]
Statistics [NW/ W]	[Valid=248 /-] [Invalid=2816 /-]

Value	Label	Cases	Percentage
0	No, I have never had it	0	
1	Yes	15	6.0%
2	No	233	94.0%
3	Yes, but not sure about the exact age	0	
90	I am not sure	0	
93	Prefer not to answer	0	
95	Not had sex with this partner in the last 4 weeks	0	

## File : AHRI.DREAMS.MultiLevel.ExposureToDREAMS.2019.v1

### # dm\_have\_identifier: Do you have a DREAMS identifier? It could be a reference number, ID or code?

Value	Label	Cases	Percentage
97	N/A	0	
98	Don't know	0	
Sysmiss		2816	

Warning: these figures indicate the number of cases found in the data file. They cannot be interpreted as summary statistics of the population of interest.

### # dm\_lead\_ques\_programs1: I am going to ask you about programs for young girls. Many of them are about org

Information	[Type= discrete] [Format=numeric] [Range= 0-98] [Missing=*]
Statistics [NW/ W]	[Valid=2393 /-] [Invalid=671 /-]

Value	Label	Cases	Percentage
0	No, I have never had it	0	
1	Yes	1289	53.9%
2	No	1098	45.9%
3	Yes, but not sure about the exact age	0	
90	I am not sure	0	
93	Prefer not to answer	3	0.1%
95	Not had sex with this partner in the last 4 weeks	0	
97	N/A	0	
98	Don't know	3	0.1%
Sysmiss		671	

Warning: these figures indicate the number of cases found in the data file. They cannot be interpreted as summary statistics of the population of interest.

### # dm\_partic\_safespace\_prog: Did you participate in this service / program? Safe Spaces

Information	[Type= discrete] [Format=numeric] [Range= 0-98] [Missing=*]
Statistics [NW/ W]	[Valid=448 /-] [Invalid=2616 /-]

Value	Label	Cases	Percentage
0	No, I have never had it	0	
1	Yes	23	5.1%
2	No	425	94.9%
3	Yes, but not sure about the exact age	0	
90	I am not sure	0	
93	Prefer not to answer	0	
95	Not had sex with this partner in the last 4 weeks	0	
97	N/A	0	
98	Don't know	0	
Sysmiss		2616	

Warning: these figures indicate the number of cases found in the data file. They cannot be interpreted as summary statistics of the population of interest.

### # dm\_aware\_safespace\_prog: Are you aware of the following service / program? Safe Spaces for girls/young wo

Information	[Type= discrete] [Format=numeric] [Range= 0-98] [Missing=*]
Statistics [NW/ W]	[Valid=425 /-] [Invalid=2639 /-]

Value	Label	Cases	Percentage
0	No, I have never had it	0	
1	Yes	191	44.9%
2	No	234	55.1%

## File : AHRI.DREAMS.MultiLevel.ExposureToDREAMS.2019.v1

### # dm\_aware\_safespace\_prog: Are you aware of the following service / program? Safe Spaces for girls/young wo

Value	Label	Cases	Percentage
3	Yes, but not sure about the exact age	0	
90	I am not sure	0	
93	Prefer not to answer	0	
95	Not had sex with this partner in the last 4 weeks	0	
97	N/A	0	
98	Don't know	0	
Sysmiss		2639	

Warning: these figures indicate the number of cases found in the data file. They cannot be interpreted as summary statistics of the population of interest.

### # dm\_partic\_safespace\_12mts: Did you participate in this service / program in the last 12 months? Safe Spaces

Information	[Type= discrete] [Format=numeric] [Range= 0-98] [Missing=*]
Statistics [NW/ W]	[Valid=23 /-] [Invalid=3041 /-]

Value	Label	Cases	Percentage
0	No, I have never had it	0	
1	Yes	8	34.8%
2	No	15	65.2%
3	Yes, but not sure about the exact age	0	
90	I am not sure	0	
93	Prefer not to answer	0	
95	Not had sex with this partner in the last 4 weeks	0	
97	N/A	0	
98	Don't know	0	
Sysmiss		3041	

Warning: these figures indicate the number of cases found in the data file. They cannot be interpreted as summary statistics of the population of interest.

### # dm\_safespace\_wasdreams: Was this a DREAMS service / program? Safe Spaces

Information	[Type= discrete] [Format=numeric] [Range= 0-98] [Missing=*]
Statistics [NW/ W]	[Valid=8 /-] [Invalid=3056 /-]

Value	Label	Cases	Percentage
0	No, I have never had it	0	
1	Yes	8	100.0%
2	No	0	
3	Yes, but not sure about the exact age	0	
90	I am not sure	0	
93	Prefer not to answer	0	
95	Not had sex with this partner in the last 4 weeks	0	
97	N/A	0	
98	Don't know	0	
Sysmiss		3056	

Warning: these figures indicate the number of cases found in the data file. They cannot be interpreted as summary statistics of the population of interest.

### # dm\_org\_safespace\_prog: Where / from which organisation was it provided? Safe Spaces

Information	[Type= discrete] [Format=numeric] [Range= 1-98] [Missing=*]
Statistics [NW/ W]	[Valid=8 /-] [Invalid=3056 /-]

## File : AHRI.DREAMS.MultiLevel.ExposureToDREAMS.2019.v1

### # dm\_org\_safespace\_prog: Where / from which organisation was it provided? Safe Spaces

Value	Label	Cases	Percentage
1	DoH	1	12.5%
2	Private Doctor	0	
3	Pharmacy	0	
4	Africa Centre / AHRI	2	25.0%
5	FHI 360	0	
6	Humana People to People South Africa (HPPSA)	0	
7	Hope International	0	
8	NACOSA	0	
9	EDI	1	12.5%
10	Ezibayeni	0	
11	Unyezi	0	
12	Isikondlakondla	0	
13	MatCH	0	
14	FPD	0	
15	AFSA	0	
16	TB/HIV Care Association	0	
17	DoE	1	12.5%
18	Mpilonhle	0	
19	Star for Life	0	
20	PrEP / Isisekelo Clinic (Mtubatuba, KwaMsane, Mobile Clinics)	0	
21	Thetha Nami Peer Navigator	0	
96	Other, specify	3	37.5%
98	Don't know	0	
Sysmiss		3056	

Warning: these figures indicate the number of cases found in the data file. They cannot be interpreted as summary statistics of the population of interest.

### # dm\_org\_safespace\_oth: Please specify details of the other organization. Safe Spaces

Information	[Type= discrete] [Format=character] [Missing=*]
Statistics [NW/ W]	[Valid=3 /-] [Invalid=0 /-]

### # dm\_partic\_mentor\_prog: Did you participate in this service / program? Mentor Program

Information	[Type= discrete] [Format=numeric] [Range= 0-98] [Missing=*]
Statistics [NW/ W]	[Valid=446 /-] [Invalid=2618 /-]

Value	Label	Cases	Percentage
0	No, I have never had it	0	
1	Yes	14	3.1%
2	No	432	96.9%
3	Yes, but not sure about the exact age	0	
90	I am not sure	0	
93	Prefer not to answer	0	
95	Not had sex with this partner in the last 4 weeks	0	
97	N/A	0	
98	Don't know	0	
Sysmiss		2618	

# File : AHRI.DREAMS.MultiLevel.ExposureToDREAMS.2019.v1

## # dm\_partic\_mentor\_prog: Did you participate in this service / program? Mentor Program

*Warning: these figures indicate the number of cases found in the data file. They cannot be interpreted as summary statistics of the population of interest.*

## # dm\_aware\_mentor\_prog: Are you aware of the following service / program? Mentor Program

**Information** [Type= discrete] [Format=numeric] [Range= 0-98] [Missing=\*]

**Statistics [NW/ W]** [Valid=432 /-] [Invalid=2632 /-]

Value	Label	Cases	Percentage
0	No, I have never had it	0	
1	Yes	184	42.6%
2	No	248	57.4%
3	Yes, but not sure about the exact age	0	
90	I am not sure	0	
93	Prefer not to answer	0	
95	Not had sex with this partner in the last 4 weeks	0	
97	N/A	0	
98	Don't know	0	
Sysmiss		2632	

*Warning: these figures indicate the number of cases found in the data file. They cannot be interpreted as summary statistics of the population of interest.*

## # dm\_partic\_mentor\_12mts: Did you participate in this service / program in the last 12 months? Mentor Prog

**Information** [Type= discrete] [Format=numeric] [Range= 0-98] [Missing=\*]

**Statistics [NW/ W]** [Valid=14 /-] [Invalid=3050 /-]

Value	Label	Cases	Percentage
0	No, I have never had it	0	
1	Yes	2	14.3%
2	No	12	85.7%
3	Yes, but not sure about the exact age	0	
90	I am not sure	0	
93	Prefer not to answer	0	
95	Not had sex with this partner in the last 4 weeks	0	
97	N/A	0	
98	Don't know	0	
Sysmiss		3050	

*Warning: these figures indicate the number of cases found in the data file. They cannot be interpreted as summary statistics of the population of interest.*

## # dm\_mentor\_wasdreams: Was this a DREAMS service / program? Mentor Program

**Information** [Type= discrete] [Format=numeric] [Range= 0-98] [Missing=\*]

**Statistics [NW/ W]** [Valid=2 /-] [Invalid=3062 /-]

Value	Label	Cases	Percentage
0	No, I have never had it	0	
1	Yes	2	100.0%
2	No	0	
3	Yes, but not sure about the exact age	0	
90	I am not sure	0	
93	Prefer not to answer	0	
95	Not had sex with this partner in the last 4 weeks	0	

## File : AHRI.DREAMS.MultiLevel.ExposureToDREAMS.2019.v1

### # dm\_mentor\_wasdreams: Was this a DREAMS service / program? Mentor Program

Value	Label	Cases	Percentage
97	N/A	0	
98	Don't know	0	
Sysmiss		3062	

Warning: these figures indicate the number of cases found in the data file. They cannot be interpreted as summary statistics of the population of interest.

### # dm\_org\_mentor\_prog: Where / from which organisation was it provided? Mentor Program

Information	[Type= discrete] [Format=numeric] [Range= 1-98] [Missing=*]
Statistics [NW/ W]	[Valid=2 /-] [Invalid=3062 /-]

Value	Label	Cases	Percentage
1	DoH	0	
2	Private Doctor	0	
3	Pharmacy	0	
4	Africa Centre / AHRI	0	
5	FHI 360	0	
6	Humana People to People South Africa (HPPSA)	0	
7	Hope International	0	
8	NACOSA	0	
9	EDI	0	
10	Ezibayeni	0	
11	Unyezi	0	
12	Isikondlakondla	1	50.0%
13	MatCH	0	
14	FPD	0	
15	AFSA	0	
16	TB/HIV Care Association	0	
17	DoE	1	50.0%
18	Mpilonhle	0	
19	Star for Life	0	
20	PrEP / Isisekelo Clinic (Mtubatuba, KwaMsane, Mobile Clinics)	0	
21	Thetha Nami Peer Navigator	0	
96	Other, specify	0	
98	Don't know	0	
Sysmiss		3062	

Warning: these figures indicate the number of cases found in the data file. They cannot be interpreted as summary statistics of the population of interest.

### # dm\_org\_mentor\_oth: Please specify details of the other organization. Mentor Program

Information	[Type= discrete] [Format=character] [Missing=*]
Statistics [NW/ W]	[Valid=0 /-] [Invalid=0 /-]

### # dm\_partic\_socassets\_prog: Did you participate in this service / program? Social Assets programs

Information	[Type= discrete] [Format=numeric] [Range= 0-98] [Missing=*]
Statistics [NW/ W]	[Valid=2390 /-] [Invalid=674 /-]

Value	Label	Cases	Percentage
0	No, I have never had it	0	

# File : AHRI.DREAMS.MultiLevel.ExposureToDREAMS.2019.v1

## # dm\_partic\_socassets\_prog: Did you participate in this service / program? Social Assets programs

Value	Label	Cases	Percentage
1	Yes	58	2.4%
2	No	2332	97.6%
3	Yes, but not sure about the exact age	0	
90	I am not sure	0	
93	Prefer not to answer	0	
95	Not had sex with this partner in the last 4 weeks	0	
97	N/A	0	
98	Don't know	0	
Sysmiss		674	

Warning: these figures indicate the number of cases found in the data file. They cannot be interpreted as summary statistics of the population of interest.

## # dm\_aware\_socassets\_prog: Are you aware of the following service / program? Social Assets programs

Information	[Type= discrete] [Format=numeric] [Range= 0-98] [Missing=*]
Statistics [NW/ W]	[Valid=2327 /-] [Invalid=737 /-]

Value	Label	Cases	Percentage
0	No, I have never had it	0	
1	Yes	706	30.3%
2	No	1620	69.6%
3	Yes, but not sure about the exact age	0	
90	I am not sure	0	
93	Prefer not to answer	1	0.0%
95	Not had sex with this partner in the last 4 weeks	0	
97	N/A	0	
98	Don't know	0	
Sysmiss		737	

Warning: these figures indicate the number of cases found in the data file. They cannot be interpreted as summary statistics of the population of interest.

## # dm\_partic\_socassets\_12mts: Did you participate in this service / program in the last 12 months? Social Asse

Information	[Type= discrete] [Format=numeric] [Range= 0-98] [Missing=*]
Statistics [NW/ W]	[Valid=58 /-] [Invalid=3006 /-]

Value	Label	Cases	Percentage
0	No, I have never had it	0	
1	Yes	23	39.7%
2	No	35	60.3%
3	Yes, but not sure about the exact age	0	
90	I am not sure	0	
93	Prefer not to answer	0	
95	Not had sex with this partner in the last 4 weeks	0	
97	N/A	0	
98	Don't know	0	
Sysmiss		3006	

Warning: these figures indicate the number of cases found in the data file. They cannot be interpreted as summary statistics of the population of interest.



## # dm\_socassets\_wasdreams: Was this a DREAMS service / program? Social Assets programs

Information	[Type= discrete] [Format=numeric] [Range= 0-98] [Missing=*]
-------------	---

# File : AHRI.DREAMS.MultiLevel.ExposureToDREAMS.2019.v1

## # dm\_socassets\_wasdreams: Was this a DREAMS service / program? Social Assets programs

Statistics [NW/ W] [Valid=23 /-] [Invalid=3041 /-]










Value	Label	Cases	Percentage
0	No, I have never had it	0	
1	Yes	15	 65.2%
2	No	8	 34.8%
3	Yes, but not sure about the exact age	0	
90	I am not sure	0	
93	Prefer not to answer	0	
95	Not had sex with this partner in the last 4 weeks	0	
97	N/A	0	
98	Don't know	0	
Sysmiss		3041	

Warning: these figures indicate the number of cases found in the data file. They cannot be interpreted as summary statistics of the population of interest.

## # dm\_org\_socassets\_prog: Where / from which organisation was it provided? Social Assets programs

Information [Type= discrete] [Format=numeric] [Range= 1-98] [Missing=\*]

Statistics [NW/ W] [Valid=23 /-] [Invalid=3041 /-]

Value	Label	Cases	Percentage
1	DoH	1	 4.3%
2	Private Doctor	0	
3	Pharmacy	0	
4	Africa Centre / AHRI	1	 4.3%
5	FHI 360	0	
6	Humana People to People South Africa (HPPSA)	0	
7	Hope International	0	
8	NACOSA	0	
9	EDI	3	 13.0%
10	Ezibayeni	0	
11	Unyezi	0	
12	Isikondlakondla	2	 8.7%
13	MatCH	0	
14	FPD	0	
15	AFSA	0	
16	TB/HIV Care Association	0	
17	DoE	1	 4.3%
18	Mpilonhle	1	 4.3%
19	Star for Life	12	 52.2%
20	PrEP / Isisekelo Clinic (Mtubatuba, KwaMsane, Mobile Clinics)	0	
21	Thetha Nami Peer Navigator	0	
96	Other, specify	1	 4.3%
98	Don't know	1	 4.3%
Sysmiss		3041	

Warning: these figures indicate the number of cases found in the data file. They cannot be interpreted as summary statistics of the population of interest.

# File : AHRI.DREAMS.MultiLevel.ExposureToDREAMS.2019.v1

## # dm\_org\_socassets\_oth: Please specify details of the other organization. Social Assets programs

Information	[Type= discrete] [Format=character] [Missing=*]
Statistics [NW/ W]	[Valid=1 /-] [Invalid=0 /-]

## # dm\_partic\_genorm\_prog: Did you participate in this service / program? Gender norms

Information	[Type= discrete] [Format=numeric] [Range= 0-98] [Missing=*]
Statistics [NW/ W]	[Valid=2391 /-] [Invalid=673 /-]

Value	Label	Cases	Percentage
0	No, I have never had it	0	
1	Yes	74	3.1%
2	No	2317	96.9%
3	Yes, but not sure about the exact age	0	
90	I am not sure	0	
93	Prefer not to answer	0	
95	Not had sex with this partner in the last 4 weeks	0	
97	N/A	0	
98	Don't know	0	
Sysmiss		673	

Warning: these figures indicate the number of cases found in the data file. They cannot be interpreted as summary statistics of the population of interest.

## # dm\_aware\_genorm\_prog: Are you aware of the following service / program? Gender norms and Violence prev

Information	[Type= discrete] [Format=numeric] [Range= 0-98] [Missing=*]
Statistics [NW/ W]	[Valid=2316 /-] [Invalid=748 /-]

Value	Label	Cases	Percentage
0	No, I have never had it	0	
1	Yes	725	31.3%
2	No	1591	68.7%
3	Yes, but not sure about the exact age	0	
90	I am not sure	0	
93	Prefer not to answer	0	
95	Not had sex with this partner in the last 4 weeks	0	
97	N/A	0	
98	Don't know	0	
Sysmiss		748	

Warning: these figures indicate the number of cases found in the data file. They cannot be interpreted as summary statistics of the population of interest.

## # dm\_partic\_genorm\_12mts: Did you participate in this service / program in the last 12 months? Gender norm

Information	[Type= discrete] [Format=numeric] [Range= 0-98] [Missing=*]
Statistics [NW/ W]	[Valid=74 /-] [Invalid=2990 /-]

Value	Label	Cases	Percentage
0	No, I have never had it	0	
1	Yes	22	29.7%
2	No	52	70.3%
3	Yes, but not sure about the exact age	0	
90	I am not sure	0	
93	Prefer not to answer	0	

# File : AHRI.DREAMS.MultiLevel.ExposureToDREAMS.2019.v1

## # dm\_partic\_genorm\_12mts: Did you participate in this service / program in the last 12 months? Gender norm

Value	Label	Cases	Percentage
95	Not had sex with this partner in the last 4 weeks	0	
97	N/A	0	
98	Don't know	0	
Sysmiss		2990	

Warning: these figures indicate the number of cases found in the data file. They cannot be interpreted as summary statistics of the population of interest.

## # dm\_genorm\_wasdreams: Was this a DREAMS service / program? Gender norms

Information	[Type= discrete] [Format=numeric] [Range= 0-98] [Missing=*]
Statistics [NW/ W]	[Valid=22 /-] [Invalid=3042 /-]

Value	Label	Cases	Percentage
0	No, I have never had it	0	
1	Yes	16	72.7%
2	No	6	27.3%
3	Yes, but not sure about the exact age	0	
90	I am not sure	0	
93	Prefer not to answer	0	
95	Not had sex with this partner in the last 4 weeks	0	
97	N/A	0	
98	Don't know	0	
Sysmiss		3042	

Warning: these figures indicate the number of cases found in the data file. They cannot be interpreted as summary statistics of the population of interest.

## # dm\_org\_genorm\_prog: Where / from which organisation was it provided? Gender norms

Information	[Type= discrete] [Format=numeric] [Range= 1-98] [Missing=*]
Statistics [NW/ W]	[Valid=22 /-] [Invalid=3042 /-]

Value	Label	Cases	Percentage
1	DoH	2	9.1%
2	Private Doctor	0	
3	Pharmacy	0	
4	Africa Centre / AHRI	1	4.5%
5	FHI 360	0	
6	Humana People to People South Africa (HPPSA)	0	
7	Hope International	0	
8	NACOSA	0	
9	EDI	2	9.1%
10	Ezibayeni	0	
11	Unyezi	0	
12	Isikondlakondla	0	
13	MatCH	0	
14	FPD	0	
15	AFSA	0	
16	TB/HIV Care Association	0	
17	DoE	2	9.1%
18	Mpilonhle	1	4.5%

## File : AHRI.DREAMS.MultiLevel.ExposureToDREAMS.2019.v1

### # dm\_org\_genorm\_prog: Where / from which organisation was it provided? Gender norms

Value	Label	Cases	Percentage
19	Star for Life	13	59.1%
20	PrEP / Isisekelo Clinic (Mtubatuba, KwaMsane, Mobile Clinics)	0	
21	Thetha Nami Peer Navigator	0	
96	Other, specify	0	
98	Don't know	1	4.5%
Sysmiss		3042	

Warning: these figures indicate the number of cases found in the data file. They cannot be interpreted as summary statistics of the population of interest.

### # dm\_org\_genorm\_oth: Please specify details of the other organization. Gender norms

Information	[Type= discrete] [Format=character] [Missing=*]
Statistics [NW/ W]	[Valid=0 /-] [Invalid=0 /-]

### # dm\_partic\_finserv\_prog: Did you participate in this service / program? Violence prevention

Information	[Type= discrete] [Format=numeric] [Range= 0-98] [Missing=*]
Statistics [NW/ W]	[Valid=2391 /-] [Invalid=673 /-]

Value	Label	Cases	Percentage
0	No, I have never had it	0	
1	Yes	209	8.7%
2	No	2182	91.3%
3	Yes, but not sure about the exact age	0	
90	I am not sure	0	
93	Prefer not to answer	0	
95	Not had sex with this partner in the last 4 weeks	0	
97	N/A	0	
98	Don't know	0	
Sysmiss		673	

Warning: these figures indicate the number of cases found in the data file. They cannot be interpreted as summary statistics of the population of interest.

# dm_aware_finserv_prog: Are you aware of the following service / program? Violence prevention education			
Information	[Type= discrete] [Format=numeric] [Range= 0-98] [Missing=*]		
Statistics [NW/ W]	[Valid=2181 /-] [Invalid=883 /-]		
Value	Label	Cases	Percentage
0	No, I have never had it	0	
1	Yes	908	<div><div></div></div> 41.6%
2	No	1273	<div><div></div></div> 58.4%
3	Yes, but not sure about the exact age	0	
90	I am not sure	0	
93	Prefer not to answer	0	
95	Not had sex with this partner in the last 4 weeks	0	
97	N/A	0	
98	Don't know	0	
Sysmiss		883	
Warning: these figures indicate the number of cases found in the data file. They cannot be interpreted as summary statistics of the population of interest.			
# dm_partic_finserv_12mts: Did you participate in this service / program in the last 12 months? Violence pr			
Information	[Type= discrete] [Format=numeric] [Range= 0-98] [Missing=*]		
Statistics [NW/ W]	[Valid=208 /-] [Invalid=2856 /-]		
Value	Label	Cases	Percentage
0	No, I have never had it	0	
1	Yes	152	<div><div></div></div> 73.1%
2	No	56	<div><div></div></div> 26.9%
3	Yes, but not sure about the exact age	0	
90	I am not sure	0	
93	Prefer not to answer	0	
95	Not had sex with this partner in the last 4 weeks	0	
97	N/A	0	
98	Don't know	0	
Sysmiss		2856	
Warning: these figures indicate the number of cases found in the data file. They cannot be interpreted as summary statistics of the population of interest.			
# dm_finserv_wasdreams: Was this a DREAMS service / program? Violence prevention			
Information	[Type= discrete] [Format=numeric] [Range= 0-98] [Missing=*]		
Statistics [NW/ W]	[Valid=152 /-] [Invalid=2912 /-]		
Value	Label	Cases	Percentage
0	No, I have never had it	0	
1	Yes	142	<div><div></div></div> 93.4%
2	No	10	<div><div></div></div> 6.6%
3	Yes, but not sure about the exact age	0	
90	I am not sure	0	
93	Prefer not to answer	0	
95	Not had sex with this partner in the last 4 weeks	0	
97	N/A	0	
98	Don't know	0	
Sysmiss		2912	
Warning: these figures indicate the number of cases found in the data file. They cannot be interpreted as summary statistics of the population of interest.			

# dm_org_finserv_prog: Where / from which organisation was it provided? Violence prevention			
Information	[Type= discrete] [Format=numeric] [Range= 1-98] [Missing=*]		
Statistics [NW/ W]	[Valid=152 /-] [Invalid=2912 /-]		
Value	Label	Cases	Percentage
1	DoH	21	<div><div></div></div> 13.8%
2	Private Doctor	0	
3	Pharmacy	0	
4	Africa Centre / AHRI	1	<div><div></div></div> 0.7%
5	FHI 360	0	
6	Humana People to People South Africa (HPPSA)	0	
7	Hope International	0	
8	NACOSA	0	
9	EDI	2	<div><div></div></div> 1.3%
10	Ezibayeni	0	
11	Unyezi	0	
12	Isikondlakondla	0	
13	MatCH	0	
14	FPD	0	
15	AFSA	0	
16	TB/HIV Care Association	0	
17	DoE	6	<div><div></div></div> 3.9%
18	Mpilonhle	1	<div><div></div></div> 0.7%
19	Star for Life	11	<div><div></div></div> 7.2%
20	PrEP / Isisekelo Clinic (Mtubatuba, KwaMsane, Mobile Clinics)	0	
21	Thetha Nami Peer Navigator	0	
96	Other, specify	108	<div><div></div></div> 71.1%
98	Don't know	2	<div><div></div></div> 1.3%
Sysmiss		2912	
Warning: these figures indicate the number of cases found in the data file. They cannot be interpreted as summary statistics of the population of interest.			
# dm_org_finserv_oth: Please specify details of the other organization. Violence prevention			
Information	[Type= discrete] [Format=character] [Missing=*]		
Statistics [NW/ W]	[Valid=108 /-] [Invalid=0 /-]		
# dm_partic_finskill_prog: Did you participate in this service / program? Financial literacy			
Information	[Type= discrete] [Format=numeric] [Range= 0-98] [Missing=*]		
Statistics [NW/ W]	[Valid=2388 /-] [Invalid=676 /-]		
Value	Label	Cases	Percentage
0	No, I have never had it	0	
1	Yes	305	<div><div></div></div> 12.8%
2	No	2083	<div><div></div></div> 87.2%
3	Yes, but not sure about the exact age	0	
90	I am not sure	0	
93	Prefer not to answer	0	
95	Not had sex with this partner in the last 4 weeks	0	
97	N/A	0	
98	Don't know	0	

# dm_partic_finskill_prog: Did you participate in this service / program? Financial literacy			
Value	Label	Cases	Percentage
Sysmiss		676	
Warning: these figures indicate the number of cases found in the data file. They cannot be interpreted as summary statistics of the population of interest.			
# dm_aware_finskill_prog: Are you aware of the following service / program? Financial literacy training			
Information	[Type= discrete] [Format=numeric] [Range= 0-98] [Missing=*]		
Statistics [NW/ W]	[Valid=2079 /-] [Invalid=985 /-]		
Value	Label	Cases	Percentage
0	No, I have never had it	0	
1	Yes	964	46.4%
2	No	1115	53.6%
3	Yes, but not sure about the exact age	0	
90	I am not sure	0	
93	Prefer not to answer	0	
95	Not had sex with this partner in the last 4 weeks	0	
97	N/A	0	
98	Don't know	0	
Sysmiss		985	
Warning: these figures indicate the number of cases found in the data file. They cannot be interpreted as summary statistics of the population of interest.			
# dm_partic_finskill_12mts: Did you participate in this service / program in the last 12 months? Financial l			
Information	[Type= discrete] [Format=numeric] [Range= 0-98] [Missing=*]		
Statistics [NW/ W]	[Valid=305 /-] [Invalid=2759 /-]		
Value	Label	Cases	Percentage
0	No, I have never had it	0	
1	Yes	203	66.6%
2	No	102	33.4%
3	Yes, but not sure about the exact age	0	
90	I am not sure	0	
93	Prefer not to answer	0	
95	Not had sex with this partner in the last 4 weeks	0	
97	N/A	0	
98	Don't know	0	
Sysmiss		2759	
Warning: these figures indicate the number of cases found in the data file. They cannot be interpreted as summary statistics of the population of interest.			
# dm_finskill_wasdreams: Was this a DREAMS service / program? Financial literacy			
Information	[Type= discrete] [Format=numeric] [Range= 0-98] [Missing=*]		
Statistics [NW/ W]	[Valid=203 /-] [Invalid=2861 /-]		
Value	Label	Cases	Percentage
0	No, I have never had it	0	
1	Yes	86	42.4%
2	No	117	57.6%
3	Yes, but not sure about the exact age	0	
90	I am not sure	0	
93	Prefer not to answer	0	
95	Not had sex with this partner in the last 4 weeks	0	

# dm_finskill_wasdreams: Was this a DREAMS service / program? Financial literacy				
Value	Label	Cases	Percentage	
97	N/A	0		
98	Don't know	0		
Sysmiss		2861		
Warning: these figures indicate the number of cases found in the data file. They cannot be interpreted as summary statistics of the population of interest.				
# dm_org_finskill_prog: Where / from which organisation was it provided? Financial literacy				
Information	[Type= discrete] [Format=numeric] [Range= 1-98] [Missing=*]			
Statistics [NW/ W]	[Valid=203 /-] [Invalid=2861 /-]			
Value	Label	Cases	Percentage	
1	DoH	6	<div><div></div></div> 3.0%	
2	Private Doctor	0		
3	Pharmacy	0		
4	Africa Centre / AHRI	0		
5	FHI 360	0		
6	Humana People to People South Africa (HPPSA)	0		
7	Hope International	0		
8	NACOSA	0		
9	EDI	2		<div><div></div></div> 1.0%
10	Ezibayeni	0		
11	Unyezi	0		
12	Isikondlakondla	3		<div><div></div></div> 1.5%
13	MatCH	0		
14	FPD	0		
15	AFSA	0		
16	TB/HIV Care Association	0		
17	DoE	176		<div><div></div></div> 86.7%
18	Mpilonhle	0		
19	Star for Life	4		<div><div></div></div> 2.0%
20	PrEP / Isisekelo Clinic (Mtubatuba, KwaMsane, Mobile Clinics)	0		
21	Thetha Nami Peer Navigator	0		
96	Other, specify	10	<div><div></div></div> 4.9%	
98	Don't know	2	<div><div></div></div> 1.0%	
Sysmiss		2861		
Warning: these figures indicate the number of cases found in the data file. They cannot be interpreted as summary statistics of the population of interest.				
# dm_org_finskill_oth: Please specify details of the other organization. Financial literacy				
Information	[Type= discrete] [Format=character] [Missing=*]			
Statistics [NW/ W]	[Valid=10 /-] [Invalid=0 /-]			
# dm_partic_parentcare_prog: Did you participate in this service / program? Local program for caregiving				
Information	[Type= discrete] [Format=numeric] [Range= 0-98] [Missing=*]			
Statistics [NW/ W]	[Valid=2390 /-] [Invalid=674 /-]			
Value	Label	Cases	Percentage	
0	No, I have never had it	0	<div><div></div></div> 27.0%	
1	Yes	645		
2	No	1745		<div><div></div></div> 73.0%

# dm_partic_parentcare_prog: Did you participate in this service / program? Local program for caregiving			
Value	Label	Cases	Percentage
3	Yes, but not sure about the exact age	0	
90	I am not sure	0	
93	Prefer not to answer	0	
95	Not had sex with this partner in the last 4 weeks	0	
97	N/A	0	
98	Don't know	0	
Sysmiss		674	
Warning: these figures indicate the number of cases found in the data file. They cannot be interpreted as summary statistics of the population of interest.			
# dm_aware_parentcare_prog: Are you aware of the following service / program? Local program for caregiving			
Information	[Type= discrete] [Format=numeric] [Range= 0-98] [Missing=*]		
Statistics [NW/ W]	[Valid=1736 /-] [Invalid=1328 /-]		
Value	Label	Cases	Percentage
0	No, I have never had it	0	
1	Yes	631	36.3%
2	No	1105	63.7%
3	Yes, but not sure about the exact age	0	
90	I am not sure	0	
93	Prefer not to answer	0	
95	Not had sex with this partner in the last 4 weeks	0	
97	N/A	0	
98	Don't know	0	
Sysmiss		1328	
Warning: these figures indicate the number of cases found in the data file. They cannot be interpreted as summary statistics of the population of interest.			
# dm_partic_parentcare_12mts: Did you participate in this service / program in the last 12 months? Local progr			
Information	[Type= discrete] [Format=numeric] [Range= 0-98] [Missing=*]		
Statistics [NW/ W]	[Valid=644 /-] [Invalid=2420 /-]		
Value	Label	Cases	Percentage
0	No, I have never had it	0	
1	Yes	507	78.7%
2	No	137	21.3%
3	Yes, but not sure about the exact age	0	
90	I am not sure	0	
93	Prefer not to answer	0	
95	Not had sex with this partner in the last 4 weeks	0	
97	N/A	0	
98	Don't know	0	
Sysmiss		2420	
Warning: these figures indicate the number of cases found in the data file. They cannot be interpreted as summary statistics of the population of interest.			
# dm_parentcare_wasdreams: Was this a DREAMS service / program? Local program for caregiving			
Information	[Type= discrete] [Format=numeric] [Range= 0-98] [Missing=*]		
Statistics [NW/ W]	[Valid=507 /-] [Invalid=2557 /-]		
Value	Label	Cases	Percentage
0	No, I have never had it	0	

# dm_parentcare_wasdreams: Was this a DREAMS service / program? Local program for caregiving			
Value	Label	Cases	Percentage
1	Yes	391	<div></div> 77.1%
2	No	116	<div></div> 22.9%
3	Yes, but not sure about the exact age	0	
90	I am not sure	0	
93	Prefer not to answer	0	
95	Not had sex with this partner in the last 4 weeks	0	
97	N/A	0	
98	Don't know	0	
Sysmiss		2557	
Warning: these figures indicate the number of cases found in the data file. They cannot be interpreted as summary statistics of the population of interest.			
# dm_org_parentcare_prog: Where / from which organisation was it provided? Local program for caregiving			
Information	[Type= discrete] [Format=numeric] [Range= 1-98] [Missing=*]		
Statistics [NW/ W]	[Valid=507 /-] [Invalid=2557 /-]		
Value	Label	Cases	Percentage
1	DoH	9	<div></div> 1.8%
2	Private Doctor	0	
3	Pharmacy	0	
4	Africa Centre / AHRI	5	<div></div> 1.0%
5	FHI 360	0	
6	Humana People to People South Africa (HPPSA)	139	<div></div> 27.4%
7	Hope International	0	
8	NACOSA	0	
9	EDI	3	<div></div> 0.6%
10	Ezibayeni	0	
11	Unyezi	0	
12	Isikondlakondla	4	<div></div> 0.8%
13	MatCH	1	<div></div> 0.2%
14	FPD	0	
15	AFSA	0	
16	TB/HIV Care Association	0	
17	DoE	245	<div></div> 48.3%
18	Mpilonhle	0	
19	Star for Life	18	<div></div> 3.6%
20	PrEP / Isisekelo Clinic (Mtubatuba, KwaMsane, Mobile Clinics)	0	
21	Thetha Nami Peer Navigator	0	
96	Other, specify	80	<div></div> 15.8%
98	Don't know	3	<div></div> 0.6%
Sysmiss		2557	
Warning: these figures indicate the number of cases found in the data file. They cannot be interpreted as summary statistics of the population of interest.			
# dm_org_parentcare_oth: Please specify details of the other organization. Local program for caregiving			
Information	[Type= discrete] [Format=character] [Missing=*]		
Statistics [NW/ W]	[Valid=80 /-] [Invalid=0 /-]		
# dm_partic_schooledu_prog: Did you participate in this service / program? HIV education			
Information	[Type= discrete] [Format=numeric] [Range= 0-98] [Missing=*]		

# dm_partic_schooledu_prog: Did you participate in this service / program? HIV education			
Statistics [NW/ W]		[Valid=1128 -/] [Invalid=1936 -/]	
Value	Label	Cases	Percentage
0	No, I have never had it	0	
1	Yes	956	<div><div></div></div> 84.8%
2	No	172	<div><div></div></div> 15.2%
3	Yes, but not sure about the exact age	0	
90	I am not sure	0	
93	Prefer not to answer	0	
95	Not had sex with this partner in the last 4 weeks	0	
97	N/A	0	
98	Don't know	0	
Sysmiss		1936	
Warning: these figures indicate the number of cases found in the data file. They cannot be interpreted as summary statistics of the population of interest.			
# dm_aware_schooledu_prog: Are you aware of the following service / program? HIV education or Life skills			
Information		[Type= discrete] [Format=numeric] [Range= 0-98] [Missing=*]	
Statistics [NW/ W]		[Valid=171 -/] [Invalid=2893 -/]	
Value	Label	Cases	Percentage
0	No, I have never had it	0	
1	Yes	139	<div><div></div></div> 81.3%
2	No	32	<div><div></div></div> 18.7%
3	Yes, but not sure about the exact age	0	
90	I am not sure	0	
93	Prefer not to answer	0	
95	Not had sex with this partner in the last 4 weeks	0	
97	N/A	0	
98	Don't know	0	
Sysmiss		2893	
Warning: these figures indicate the number of cases found in the data file. They cannot be interpreted as summary statistics of the population of interest.			
# dm_partic_schooledu_12mts: Did you participate in this service / program in the last 12 months? HIV educati			
Information		[Type= discrete] [Format=numeric] [Range= 0-98] [Missing=*]	
Statistics [NW/ W]		[Valid=953 -/] [Invalid=2111 -/]	
Value	Label	Cases	Percentage
0	No, I have never had it	0	
1	Yes	870	<div><div></div></div> 91.3%
2	No	83	<div><div></div></div> 8.7%
3	Yes, but not sure about the exact age	0	
90	I am not sure	0	
93	Prefer not to answer	0	
95	Not had sex with this partner in the last 4 weeks	0	
97	N/A	0	
98	Don't know	0	
Sysmiss		2111	
Warning: these figures indicate the number of cases found in the data file. They cannot be interpreted as summary statistics of the population of interest.			

# dm_schooledu_wasdreams: Was this a DREAMS service / program? HIV education			
Information	[Type= discrete] [Format=numeric] [Range= 0-98] [Missing=*]		
Statistics [NW/ W]	[Valid=870 /-] [Invalid=2194 /-]		
Value	Label	Cases	Percentage
0	No, I have never had it	0	
1	Yes	363	41.7%
2	No	503	57.8%
3	Yes, but not sure about the exact age	0	
90	I am not sure	0	
93	Prefer not to answer	0	
95	Not had sex with this partner in the last 4 weeks	0	
97	N/A	0	
98	Don't know	4	0.5%
Sysmiss		2194	
Warning: these figures indicate the number of cases found in the data file. They cannot be interpreted as summary statistics of the population of interest.			
# dm_org_schooledu_prog: Where / from which organisation was it provided? HIV education			
Information	[Type= discrete] [Format=numeric] [Range= 1-98] [Missing=*]		
Statistics [NW/ W]	[Valid=864 /-] [Invalid=2200 /-]		
Value	Label	Cases	Percentage
1	DoH	51	5.9%
2	Private Doctor	1	0.1%
3	Pharmacy	0	
4	Africa Centre / AHRI	32	3.7%
5	FHI 360	0	
6	Humana People to People South Africa (HPPSA)	3	0.3%
7	Hope International	0	
8	NACOSA	0	
9	EDI	1	0.1%
10	Ezibayeni	0	
11	Unyezi	0	
12	Isikondlakondla	1	0.1%
13	MatCH	0	
14	FPD	0	
15	AFSA	0	
16	TB/HIV Care Association	0	
17	DoE	732	84.7%
18	Mpilonhle	12	1.4%
19	Star for Life	23	2.7%
20	PrEP / Isisekelo Clinic (Mtubatuba, KwaMsane, Mobile Clinics)	0	
21	Thetha Nami Peer Navigator	0	
96	Other, specify	4	0.5%
98	Don't know	4	0.5%
Sysmiss		2200	
Warning: these figures indicate the number of cases found in the data file. They cannot be interpreted as summary statistics of the population of interest.			
# dm_org_schooledu_oth: Please specify details of the other organization. HIV education			
Information	[Type= discrete] [Format=character] [Missing=*]		

# dm_org_schooledu_oth: Please specify details of the other organization. HIV education			
Statistics [NW/ W]		[Valid=4 /-] [Invalid=0 /-]	
# dr_lead_ques_programs2: I am going to ask you questions about the different types of HIV testing program			
Information		[Type= discrete] [Format=numeric] [Range= 0-98] [Missing=*]	
Statistics [NW/ W]		[Valid=2388 /-] [Invalid=676 /-]	
Value	Label	Cases	Percentage
0	No, I have never had it	0	
1	Yes	2195	<div><div></div></div> 91.9%
2	No	182	<div><div></div></div> 7.6%
3	Yes, but not sure about the exact age	0	
90	I am not sure	0	
93	Prefer not to answer	8	<div><div></div></div> 0.3%
95	Not had sex with this partner in the last 4 weeks	0	
97	N/A	0	
98	Don't know	3	<div><div></div></div> 0.1%
Sysmiss		676	
Warning: these figures indicate the number of cases found in the data file. They cannot be interpreted as summary statistics of the population of interest.			
# dm_partic_facbase_prog: Did you participate in this service / program? Facility based (PITC, VTC): where			
Information		[Type= discrete] [Format=numeric] [Range= 0-98] [Missing=*]	
Statistics [NW/ W]		[Valid=2394 /-] [Invalid=670 /-]	
Value	Label	Cases	Percentage
0	No, I have never had it	0	
1	Yes	1637	<div><div></div></div> 68.4%
2	No	757	<div><div></div></div> 31.6%
3	Yes, but not sure about the exact age	0	
90	I am not sure	0	
93	Prefer not to answer	0	
95	Not had sex with this partner in the last 4 weeks	0	
97	N/A	0	
98	Don't know	0	
Sysmiss		670	
Warning: these figures indicate the number of cases found in the data file. They cannot be interpreted as summary statistics of the population of interest.			
# dm_aware_facbase_prog: Are you aware of the following service / program? Facility based (PITC, VTC): wh			
Information		[Type= discrete] [Format=numeric] [Range= 0-98] [Missing=*]	
Statistics [NW/ W]		[Valid=752 /-] [Invalid=2312 /-]	
Value	Label	Cases	Percentage
0	No, I have never had it	0	
1	Yes	721	<div><div></div></div> 95.9%
2	No	31	<div><div></div></div> 4.1%
3	Yes, but not sure about the exact age	0	
90	I am not sure	0	
93	Prefer not to answer	0	
95	Not had sex with this partner in the last 4 weeks	0	
97	N/A	0	
98	Don't know	0	

# dm_aware_facbase_prog: Are you aware of the following service / program? Facility based (PITC, VTC): wh			
Value	Label	Cases	Percentage
Sysmiss		2312	
Warning: these figures indicate the number of cases found in the data file. They cannot be interpreted as summary statistics of the population of interest.			
# dm_partic_facbase_12mts: Did you participate in this service / program in the last 12 months? Facility ba			
Information	[Type= discrete] [Format=numeric] [Range= 0-98] [Missing=*]		
Statistics [NW/ W]	[Valid=1633 /-] [Invalid=1431 /-]		
Value	Label	Cases	Percentage
0	No, I have never had it	0	
1	Yes	1085	<div><div></div></div> 66.4%
2	No	547	<div><div></div></div> 33.5%
3	Yes, but not sure about the exact age	0	
90	I am not sure	0	
93	Prefer not to answer	0	
95	Not had sex with this partner in the last 4 weeks	0	
97	N/A	0	
98	Don't know	1	<div><div></div></div> 0.1%
Sysmiss		1431	
Warning: these figures indicate the number of cases found in the data file. They cannot be interpreted as summary statistics of the population of interest.			
# dm_facbase_wasdreams: Was this a DREAMS service / program? Facility based (PITC, VTC): where testing w			
Information	[Type= discrete] [Format=numeric] [Range= 0-98] [Missing=*]		
Statistics [NW/ W]	[Valid=1086 /-] [Invalid=1978 /-]		
Value	Label	Cases	Percentage
0	No, I have never had it	0	
1	Yes	547	<div><div></div></div> 50.4%
2	No	539	<div><div></div></div> 49.6%
3	Yes, but not sure about the exact age	0	
90	I am not sure	0	
93	Prefer not to answer	0	
95	Not had sex with this partner in the last 4 weeks	0	
97	N/A	0	
98	Don't know	0	
Sysmiss		1978	
Warning: these figures indicate the number of cases found in the data file. They cannot be interpreted as summary statistics of the population of interest.			
# dm_org_facbase_prog: Where / from which organisation was it provided? Facility based (PITC, VTC): whe			
Information	[Type= discrete] [Format=numeric] [Range= 1-98] [Missing=*]		
Statistics [NW/ W]	[Valid=1087 /-] [Invalid=1977 /-]		
Value	Label	Cases	Percentage
1	DoH	925	<div><div></div></div> 85.1%
2	Private Doctor	8	<div><div></div></div> 0.7%
3	Pharmacy	0	
4	Africa Centre / AHRI	95	<div><div></div></div> 8.7%
5	FHI 360	0	
6	Humana People to People South Africa (HPPSA)	0	
7	Hope International	0	

# dm_org_facibase_prog: Where / from which organisation was it provided? Facility based (PITC, VTC): whe					
Value	Label	Cases	Percentage		
8	NACOSA	0	<div></div>		
9	EDI	0			
10	Ezibayeni	0			
11	Unyezi	0			
12	Isikondlakondla	0			
13	MatCH	0			
14	FPD	0			
15	AFSA	0			
16	TB/HIV Care Association	0			
17	DoE	53		<div></div> 4.9%	
18	Mpilonhle	3		<div></div> 0.3%	
19	Star for Life	0		<div></div>	
20	PrEP / Isisekelo Clinic (Mtubatuba, KwaMsane, Mobile Clinics)	0			
21	Thetha Nami Peer Navigator	0			
96	Other, specify	3		<div></div> 0.3%	
98	Don't know	0		<div></div>	
Sysmiss		1977			
Warning: these figures indicate the number of cases found in the data file. They cannot be interpreted as summary statistics of the population of interest.					
# dm_org_facibase_oth: Please specify details of the other organization. Facility based (PITC, VTC): wh					
Information	[Type= discrete] [Format=character] [Missing=*]				
Statistics [NW/ W]	[Valid=3 /-] [Invalid=0 /-]				
# dm_partic_hivtest_prog: Did you participate in this service / program? Facility based HIV testing					
Information	[Type= discrete] [Format=numeric] [Range= 0-98] [Missing=*]				
Statistics [NW/ W]	[Valid=2388 /-] [Invalid=676 /-]				
Value	Label	Cases	Percentage		
0	No, I have never had it	0	<div></div>		
1	Yes	1347		<div></div> 56.4%	
2	No	1041		<div></div> 43.6%	
3	Yes, but not sure about the exact age	0		<div></div>	
90	I am not sure	0			
93	Prefer not to answer	0			
95	Not had sex with this partner in the last 4 weeks	0			
97	N/A	0			
98	Don't know	0			
Sysmiss		676			
Warning: these figures indicate the number of cases found in the data file. They cannot be interpreted as summary statistics of the population of interest.					
# dm_aware_hivtest_prog: Are you aware of the following service / program? Facility based HIV testing					
Information	[Type= discrete] [Format=numeric] [Range= 0-98] [Missing=*]				
Statistics [NW/ W]	[Valid=1036 /-] [Invalid=2028 /-]				
Value	Label	Cases			Percentage
0	No, I have never had it	0			<div></div>
1	Yes	934	<div></div> 90.2%		
2	No	102	<div></div> 9.8%		

# dm_aware_hivtest_prog: Are you aware of the following service / program? Facility based HIV testing			
Value	Label	Cases	Percentage
3	Yes, but not sure about the exact age	0	
90	I am not sure	0	
93	Prefer not to answer	0	
95	Not had sex with this partner in the last 4 weeks	0	
97	N/A	0	
98	Don't know	0	
Sysmiss		2028	
Warning: these figures indicate the number of cases found in the data file. They cannot be interpreted as summary statistics of the population of interest.			
# dm_partic_hivtest_12mts: Did you participate in this service / program in the last 12 months? Facility ba			
Information	[Type= discrete] [Format=numeric] [Range= 0-98] [Missing=*]		
Statistics [NW/ W]	[Valid=1346 /-] [Invalid=1718 /-]		
Value	Label	Cases	Percentage
0	No, I have never had it	0	
1	Yes	1059	<div><div></div></div> 78.7%
2	No	286	<div><div></div></div> 21.2%
3	Yes, but not sure about the exact age	0	
90	I am not sure	0	
93	Prefer not to answer	0	
95	Not had sex with this partner in the last 4 weeks	0	
97	N/A	0	
98	Don't know	1	<div><div></div></div> 0.1%
Sysmiss		1718	
Warning: these figures indicate the number of cases found in the data file. They cannot be interpreted as summary statistics of the population of interest.			
# dm_hivtest_wasdreams: Was this a DREAMS service / program? Facility based HIV testing			
Information	[Type= discrete] [Format=numeric] [Range= 0-98] [Missing=*]		
Statistics [NW/ W]	[Valid=1059 /-] [Invalid=2005 /-]		
Value	Label	Cases	Percentage
0	No, I have never had it	0	
1	Yes	497	<div><div></div></div> 46.9%
2	No	562	<div><div></div></div> 53.1%
3	Yes, but not sure about the exact age	0	
90	I am not sure	0	
93	Prefer not to answer	0	
95	Not had sex with this partner in the last 4 weeks	0	
97	N/A	0	
98	Don't know	0	
Sysmiss		2005	
Warning: these figures indicate the number of cases found in the data file. They cannot be interpreted as summary statistics of the population of interest.			
# dm_org_hivtest_prog: Where / from which organisation was it provided? Facility based HIV testing			
Information	[Type= discrete] [Format=numeric] [Range= 1-98] [Missing=*]		
Statistics [NW/ W]	[Valid=1057 /-] [Invalid=2007 /-]		
Value	Label	Cases	Percentage
1	DoH	87	<div><div></div></div> 8.2%

# dm_org_hivtest_prog: Where / from which organisation was it provided? Facility based HIV testing			
Value	Label	Cases	Percentage
2	Private Doctor	2	0.2%
3	Pharmacy	0	
4	Africa Centre / AHRI	910	86.1%
5	FHI 360	4	0.4%
6	Humana People to People South Africa (HPPSA)	3	0.3%
7	Hope International	0	
8	NACOSA	0	
9	EDI	2	0.2%
10	Ezibayeni	0	
11	Unyezi	0	
12	Isikondlakondla	0	
13	MatCH	0	
14	FPD	0	
15	AFSA	0	
16	TB/HIV Care Association	1	0.1%
17	DoE	12	1.1%
18	Mpilonhle	13	1.2%
19	Star for Life	0	
20	PrEP / Isisekelo Clinic (Mtubatuba, KwaMsane, Mobile Clinics)	0	
21	Thetha Nami Peer Navigator	0	
96	Other, specify	14	1.3%
98	Don't know	9	0.9%
Sysmiss		2007	
Warning: these figures indicate the number of cases found in the data file. They cannot be interpreted as summary statistics of the population of interest.			
# dm_org_hivtest_oth: Please specify details of the other organization. Facility based HIV testing			
Information	[Type= discrete] [Format=character] [Missing=*]		
Statistics [NW/ W]	[Valid=14 /-] [Invalid=0 /-]		
# dm_partic_partest_prog: Did you participate in this service / program? Partner testing			
Information	[Type= discrete] [Format=numeric] [Range= 0-98] [Missing=*]		
Statistics [NW/ W]	[Valid=2391 /-] [Invalid=673 /-]		
Value	Label	Cases	Percentage
0	No, I have never had it	0	
1	Yes	246	10.3%
2	No	2144	89.7%
3	Yes, but not sure about the exact age	0	
90	I am not sure	0	
93	Prefer not to answer	1	0.0%
95	Not had sex with this partner in the last 4 weeks	0	
97	N/A	0	
98	Don't know	0	
Sysmiss		673	
Warning: these figures indicate the number of cases found in the data file. They cannot be interpreted as summary statistics of the population of interest.			
# dm_aware_partest_prog: Are you aware of the following service / program? Partner testing			
Information	[Type= discrete] [Format=numeric] [Range= 0-98] [Missing=*]		

# dm_aware_partest_prog: Are you aware of the following service / program? Partner testing			
Statistics [NW/ W]		[Valid=2138 /-] [Invalid=926 /-]	
Value	Label	Cases	Percentage
0	No, I have never had it	0	
1	Yes	1503	<div></div> 70.3%
2	No	632	<div></div> 29.6%
3	Yes, but not sure about the exact age	0	
90	I am not sure	0	
93	Prefer not to answer	0	
95	Not had sex with this partner in the last 4 weeks	0	
97	N/A	0	
98	Don't know	3	0.1%
Sysmiss		926	
Warning: these figures indicate the number of cases found in the data file. They cannot be interpreted as summary statistics of the population of interest.			
# dm_partic_partest_12mts: Did you participate in this service / program in the last 12 months? Partner tes			
Information		[Type= discrete] [Format=numeric] [Range= 0-98] [Missing=*]	
Statistics [NW/ W]		[Valid=246 /-] [Invalid=2818 /-]	
Value	Label	Cases	Percentage
0	No, I have never had it	0	
1	Yes	173	<div></div> 70.3%
2	No	73	<div></div> 29.7%
3	Yes, but not sure about the exact age	0	
90	I am not sure	0	
93	Prefer not to answer	0	
95	Not had sex with this partner in the last 4 weeks	0	
97	N/A	0	
98	Don't know	0	
Sysmiss		2818	
Warning: these figures indicate the number of cases found in the data file. They cannot be interpreted as summary statistics of the population of interest.			
# dm_partest_wasdreams: Was this a DREAMS service / program? Partner testing			
Information		[Type= discrete] [Format=numeric] [Range= 0-98] [Missing=*]	
Statistics [NW/ W]		[Valid=173 /-] [Invalid=2891 /-]	
Value	Label	Cases	Percentage
0	No, I have never had it	0	
1	Yes	85	<div></div> 49.1%
2	No	88	<div></div> 50.9%
3	Yes, but not sure about the exact age	0	
90	I am not sure	0	
93	Prefer not to answer	0	
95	Not had sex with this partner in the last 4 weeks	0	
97	N/A	0	
98	Don't know	0	
Sysmiss		2891	
Warning: these figures indicate the number of cases found in the data file. They cannot be interpreted as summary statistics of the population of interest.			

# dm_org_partest_prog: Where / from which organisation was it provided? Partner testing			
Information	[Type= discrete] [Format=numeric] [Range= 1-98] [Missing=*]		
Statistics [NW/ W]	[Valid=173 /-] [Invalid=2891 /-]		
Value	Label	Cases	Percentage
1	DoH	136	<div></div> 78.6%
2	Private Doctor	2	<div></div> 1.2%
3	Pharmacy	1	<div></div> 0.6%
4	Africa Centre / AHRI	25	<div></div> 14.5%
5	FHI 360	0	
6	Humana People to People South Africa (HPPSA)	0	
7	Hope International	0	
8	NACOSA	0	
9	EDI	0	
10	Ezibayeni	0	
11	Unyezi	0	
12	Isikondlakondla	0	
13	MatCH	0	
14	FPD	0	
15	AFSA	0	
16	TB/HIV Care Association	0	
17	DoE	8	<div></div> 4.6%
18	Mpilonhle	0	
19	Star for Life	0	
20	PrEP / Isisekelo Clinic (Mtubatuba, KwaMsane, Mobile Clinics)	0	
21	Thetha Nami Peer Navigator	0	
96	Other, specify	1	<div></div> 0.6%
98	Don't know	0	
Sysmiss		2891	
Warning: these figures indicate the number of cases found in the data file. They cannot be interpreted as summary statistics of the population of interest.			
# dm_org_partest_oth: Please specify details of the other organization. Partner testing			
Information	[Type= discrete] [Format=character] [Missing=*]		
Statistics [NW/ W]	[Valid=1 /-] [Invalid=0 /-]		
# dm_partic_selftest_prog: Did you participate in this service / program? HIV Self testing			
Information	[Type= discrete] [Format=numeric] [Range= 0-98] [Missing=*]		
Statistics [NW/ W]	[Valid=2395 /-] [Invalid=669 /-]		
Value	Label	Cases	Percentage
0	No, I have never had it	0	
1	Yes	130	<div></div> 5.4%
2	No	2265	<div></div> 94.6%
3	Yes, but not sure about the exact age	0	
90	I am not sure	0	
93	Prefer not to answer	0	
95	Not had sex with this partner in the last 4 weeks	0	
97	N/A	0	
98	Don't know	0	

# dm_partic_selftest_prog: Did you participate in this service / program? HIV Self testing			
Value	Label	Cases	Percentage
Sysmiss		669	
Warning: these figures indicate the number of cases found in the data file. They cannot be interpreted as summary statistics of the population of interest.			
# dm_aware_selftest_prog: Are you aware of the following service / program? HIV Self testing			
Information	[Type= discrete] [Format=numeric] [Range= 0-98] [Missing=*]		
Statistics [NW/ W]	[Valid=2260 /-] [Invalid=804 /-]		
Value	Label	Cases	Percentage
0	No, I have never had it	0	
1	Yes	1112	49.2%
2	No	1143	50.6%
3	Yes, but not sure about the exact age	0	
90	I am not sure	0	
93	Prefer not to answer	0	
95	Not had sex with this partner in the last 4 weeks	0	
97	N/A	0	
98	Don't know	5	0.2%
Sysmiss		804	
Warning: these figures indicate the number of cases found in the data file. They cannot be interpreted as summary statistics of the population of interest.			
# dm_partic_selftest_12mts: Did you participate in this service / program in the last 12 months? HIV Self te			
Information	[Type= discrete] [Format=numeric] [Range= 0-98] [Missing=*]		
Statistics [NW/ W]	[Valid=129 /-] [Invalid=2935 /-]		
Value	Label	Cases	Percentage
0	No, I have never had it	0	
1	Yes	118	91.5%
2	No	11	8.5%
3	Yes, but not sure about the exact age	0	
90	I am not sure	0	
93	Prefer not to answer	0	
95	Not had sex with this partner in the last 4 weeks	0	
97	N/A	0	
98	Don't know	0	
Sysmiss		2935	
Warning: these figures indicate the number of cases found in the data file. They cannot be interpreted as summary statistics of the population of interest.			
# dm_selftest_wasdreams: Was this a DREAMS service / program? HIV Self testing			
Information	[Type= discrete] [Format=numeric] [Range= 0-98] [Missing=*]		
Statistics [NW/ W]	[Valid=119 /-] [Invalid=2945 /-]		
Value	Label	Cases	Percentage
0	No, I have never had it	0	
1	Yes	66	55.5%
2	No	53	44.5%
3	Yes, but not sure about the exact age	0	
90	I am not sure	0	
93	Prefer not to answer	0	
95	Not had sex with this partner in the last 4 weeks	0	

# dm_selftest_wasdreams: Was this a DREAMS service / program? HIV Self testing			
Value	Label	Cases	Percentage
97	N/A	0	
98	Don't know	0	
Sysmiss		2945	
Warning: these figures indicate the number of cases found in the data file. They cannot be interpreted as summary statistics of the population of interest.			
# dm_org_selftest_prog: Where / from which organisation was it provided? HIV Self testing			
Information		[Type= discrete] [Format=numeric] [Range= 1-98] [Missing=*]	
Statistics [NW/ W]		[Valid=119 /-] [Invalid=2945 /-]	
Value	Label	Cases	Percentage
1	DoH	39	<div></div> 32.8%
2	Private Doctor	0	
3	Pharmacy	7	<div></div> 5.9%
4	Africa Centre / AHRI	64	<div></div> 53.8%
5	FHI 360	0	
6	Humana People to People South Africa (HPPSA)	0	
7	Hope International	0	
8	NACOSA	0	
9	EDI	0	
10	Ezibayeni	0	
11	Unyezi	0	
12	Isikondlakondla	1	<div></div> 0.8%
13	MatCH	0	
14	FPD	0	
15	AFSA	0	
16	TB/HIV Care Association	0	
17	DoE	2	<div></div> 1.7%
18	Mpilonhle	0	
19	Star for Life	0	
20	PrEP / Isisekelo Clinic (Mtubatuba, KwaMsane, Mobile Clinics)	0	
21	Thetha Nami Peer Navigator	0	
96	Other, specify	5	<div></div> 4.2%
98	Don't know	1	<div></div> 0.8%
Sysmiss		2945	
Warning: these figures indicate the number of cases found in the data file. They cannot be interpreted as summary statistics of the population of interest.			
# dm_org_selftest_oth: Please specify details of the other organization. HIV Self testing			
Information		[Type= discrete] [Format=character] [Missing=*]	
Statistics [NW/ W]		[Valid=5 /-] [Invalid=0 /-]	
# dm_partic_maletest_prog: Did you participate in this service / program? Services/programs for males - Twi			
Information		[Type= discrete] [Format=numeric] [Range= 0-98] [Missing=*]	
Statistics [NW/ W]		[Valid=1945 /-] [Invalid=1119 /-]	
Value	Label	Cases	Percentage
0	No, I have never had it	0	
1	Yes	62	<div></div> 3.2%
2	No	1883	<div></div> 96.8%

# dm_partic_maletest_prog: Did you participate in this service / program? Services/programs for males - Twi			
Value	Label	Cases	Percentage
3	Yes, but not sure about the exact age	0	
90	I am not sure	0	
93	Prefer not to answer	0	
95	Not had sex with this partner in the last 4 weeks	0	
97	N/A	0	
98	Don't know	0	
Sysmiss		1119	
Warning: these figures indicate the number of cases found in the data file. They cannot be interpreted as summary statistics of the population of interest.			
# dm_aware_maletest_prog: Are you aware of the following service / program? Services/programs for males -			
Information	[Type= discrete] [Format=numeric] [Range= 0-98] [Missing=*]		
Statistics [NW/ W]	[Valid=1876 /-] [Invalid=1188 /-]		
Value	Label	Cases	Percentage
0	No, I have never had it	0	
1	Yes	529	28.2%
2	No	1330	70.9%
3	Yes, but not sure about the exact age	0	
90	I am not sure	0	
93	Prefer not to answer	0	
95	Not had sex with this partner in the last 4 weeks	0	
97	N/A	0	
98	Don't know	17	0.9%
Sysmiss		1188	
Warning: these figures indicate the number of cases found in the data file. They cannot be interpreted as summary statistics of the population of interest.			

# dm_partic_maletest_12mts: Did you participate in this service / program in the last 12 months? Services/pr			
Information	[Type= discrete] [Format=numeric] [Range= 0-98] [Missing=*]		
Statistics [NW/ W]	[Valid=62 /-] [Invalid=3002 /-]		
Value	Label	Cases	Percentage
0	No, I have never had it	0	
1	Yes	44	<div><div></div></div> 71.0%
2	No	18	<div><div></div></div> 29.0%
3	Yes, but not sure about the exact age	0	
90	I am not sure	0	
93	Prefer not to answer	0	
95	Not had sex with this partner in the last 4 weeks	0	
97	N/A	0	
98	Don't know	0	
Sysmiss		3002	
Warning: these figures indicate the number of cases found in the data file. They cannot be interpreted as summary statistics of the population of interest.			
# dm_maletest_wasdreams: Was this a DREAMS service / program? Services/programs for males - Twilight HIV			
Information	[Type= discrete] [Format=numeric] [Range= 0-98] [Missing=*]		
Statistics [NW/ W]	[Valid=44 /-] [Invalid=3020 /-]		
Value	Label	Cases	Percentage
0	No, I have never had it	0	
1	Yes	21	<div><div></div></div> 47.7%
2	No	23	<div><div></div></div> 52.3%
3	Yes, but not sure about the exact age	0	
90	I am not sure	0	
93	Prefer not to answer	0	
95	Not had sex with this partner in the last 4 weeks	0	
97	N/A	0	
98	Don't know	0	
Sysmiss		3020	
Warning: these figures indicate the number of cases found in the data file. They cannot be interpreted as summary statistics of the population of interest.			
# dm_org_maletest_prog: Where / from which organisation was it provided? Services/programs for males - T			
Information	[Type= discrete] [Format=numeric] [Range= 1-98] [Missing=*]		
Statistics [NW/ W]	[Valid=44 /-] [Invalid=3020 /-]		
Value	Label	Cases	Percentage
1	DoH	11	<div><div></div></div> 25.0%
2	Private Doctor	2	<div><div></div></div> 4.5%
3	Pharmacy	1	<div><div></div></div> 2.3%
4	Africa Centre / AHRI	5	<div><div></div></div> 11.4%
5	FHI 360	0	
6	Humana People to People South Africa (HPPSA)	0	
7	Hope International	0	
8	NACOSA	0	
9	EDI	0	
10	Ezibayeni	0	
11	Unyezi	0	

# dm_org_maletest_prog: Where / from which organisation was it provided? Services/programs for males - T			
Value	Label	Cases	Percentage
12	Isikondlakondla	0	
13	MatCH	0	
14	FPD	0	
15	AFSA	0	
16	TB/HIV Care Association	0	
17	DoE	4	<div><div></div></div> 9.1%
18	Mpilonhle	1	<div><div></div></div> 2.3%
19	Star for Life	0	
20	PrEP / Isisekelo Clinic (Mtubatuba, KwaMsane, Mobile Clinics)	0	
21	Thetha Nami Peer Navigator	0	
96	Other, specify	11	<div><div></div></div> 25.0%
98	Don't know	9	<div><div></div></div> 20.5%
Sysmiss		3020	
Warning: these figures indicate the number of cases found in the data file. They cannot be interpreted as summary statistics of the population of interest.			
# dm_org_maletest_oth: Please specify details of the other organization. Services/programs for males -			
Information	[Type= discrete] [Format=character] [Missing=*]		
Statistics [NW/ W]	[Valid=11 /-] [Invalid=0 /-]		
# dm_partic_malecircum_prog: Did you participate in this service / program? Male circumcision (voluntary medi			
Information	[Type= discrete] [Format=numeric] [Range= 0-98] [Missing=*]		
Statistics [NW/ W]	[Valid=1948 /-] [Invalid=1116 /-]		
Value	Label	Cases	Percentage
0	No, I have never had it	0	
1	Yes	1168	<div><div></div></div> 60.0%
2	No	779	<div><div></div></div> 40.0%
3	Yes, but not sure about the exact age	0	
90	I am not sure	0	
93	Prefer not to answer	1	<div><div></div></div> 0.1%
95	Not had sex with this partner in the last 4 weeks	0	
97	N/A	0	
98	Don't know	0	
Sysmiss		1116	
Warning: these figures indicate the number of cases found in the data file. They cannot be interpreted as summary statistics of the population of interest.			
# dm_aware_malecircum_prog: Are you aware of the following service / program? Male circumcision (voluntary m			
Information	[Type= discrete] [Format=numeric] [Range= 0-98] [Missing=*]		
Statistics [NW/ W]	[Valid=776 /-] [Invalid=2288 /-]		
Value	Label	Cases	Percentage
0	No, I have never had it	0	
1	Yes	729	<div><div></div></div> 93.9%
2	No	47	<div><div></div></div> 6.1%
3	Yes, but not sure about the exact age	0	
90	I am not sure	0	
93	Prefer not to answer	0	
95	Not had sex with this partner in the last 4 weeks	0	

# dm_aware_malecircum_prog: Are you aware of the following service / program? Male circumcision (voluntary m			
Value	Label	Cases	Percentage
97	N/A	0	
98	Don't know	0	
Sysmiss		2288	
Warning: these figures indicate the number of cases found in the data file. They cannot be interpreted as summary statistics of the population of interest.			
# dm_partic_malecircum_12mts: Did you participate in this service / program in the last 12 months? Male circum			
Information	[Type= discrete] [Format=numeric] [Range= 0-98] [Missing=*]		
Statistics [NW/ W]	[Valid=1167 /-] [Invalid=1897 /-]		
Value	Label	Cases	Percentage
0	No, I have never had it	0	
1	Yes	554	<div><div></div></div> 47.5%
2	No	613	<div><div></div></div> 52.5%
3	Yes, but not sure about the exact age	0	
90	I am not sure	0	
93	Prefer not to answer	0	
95	Not had sex with this partner in the last 4 weeks	0	
97	N/A	0	
98	Don't know	0	
Sysmiss		1897	
Warning: these figures indicate the number of cases found in the data file. They cannot be interpreted as summary statistics of the population of interest.			
# dm_malecircum_wasdreams: Was this a DREAMS service / program? Male circumcision (voluntary medical circum			
Information	[Type= discrete] [Format=numeric] [Range= 0-98] [Missing=*]		
Statistics [NW/ W]	[Valid=554 /-] [Invalid=2510 /-]		
Value	Label	Cases	Percentage
0	No, I have never had it	0	
1	Yes	307	<div><div></div></div> 55.4%
2	No	247	<div><div></div></div> 44.6%
3	Yes, but not sure about the exact age	0	
90	I am not sure	0	
93	Prefer not to answer	0	
95	Not had sex with this partner in the last 4 weeks	0	
97	N/A	0	
98	Don't know	0	
Sysmiss		2510	
Warning: these figures indicate the number of cases found in the data file. They cannot be interpreted as summary statistics of the population of interest.			
# dm_org_malecircum_prog: Where / from which organisation was it provided? Male circumcision (voluntary me			
Information	[Type= discrete] [Format=numeric] [Range= 1-98] [Missing=*]		
Statistics [NW/ W]	[Valid=555 /-] [Invalid=2509 /-]		
Value	Label	Cases	Percentage
1	DoH	504	<div><div></div></div> 90.8%
2	Private Doctor	6	<div><div></div></div> 1.1%
3	Pharmacy	0	
4	Africa Centre / AHRI	1	<div><div></div></div> 0.2%
5	FHI 360	0	

# dm_org_malecircum_prog: Where / from which organisation was it provided? Male circumcision (voluntary me			
Value	Label	Cases	Percentage
6	Humana People to People South Africa (HPPSA)	2	0.4%
7	Hope International	0	
8	NACOSA	0	
9	EDI	0	
10	Ezibayeni	0	
11	Unyezi	0	
12	Isikondlakondla	0	
13	MatCH	0	
14	FPD	0	
15	AFSA	0	
16	TB/HIV Care Association	0	
17	DoE	16	2.9%
18	Mpilonhle	0	
19	Star for Life	0	
20	PrEP / Isisekelo Clinic (Mtubatuba, KwaMsane, Mobile Clinics)	0	
21	Thetha Nami Peer Navigator	0	
96	Other, specify	25	4.5%
98	Don't know	1	0.2%
Sysmiss		2509	
Warning: these figures indicate the number of cases found in the data file. They cannot be interpreted as summary statistics of the population of interest.			
# dm_org_malecircum_oth: Please specify details of the other organization. Male circumcision (voluntary m			
Information	[Type= discrete] [Format=character] [Missing=*]		
Statistics [NW/ W]	[Valid=25 /-] [Invalid=0 /-]		
# dm_partic_condprov_prog: Did you participate in this service / program? Condom provision			
Information	[Type= discrete] [Format=numeric] [Range= 0-98] [Missing=*]		
Statistics [NW/ W]	[Valid=2395 /-] [Invalid=669 /-]		
Value	Label	Cases	Percentage
0	No, I have never had it	0	
1	Yes	1252	52.3%
2	No	1143	47.7%
3	Yes, but not sure about the exact age	0	
90	I am not sure	0	
93	Prefer not to answer	0	
95	Not had sex with this partner in the last 4 weeks	0	
97	N/A	0	
98	Don't know	0	
Sysmiss		669	
Warning: these figures indicate the number of cases found in the data file. They cannot be interpreted as summary statistics of the population of interest.			
# dm_aware_condprov_prog: Are you aware of the following service / program? Condom provision			
Information	[Type= discrete] [Format=numeric] [Range= 0-98] [Missing=*]		
Statistics [NW/ W]	[Valid=1137 /-] [Invalid=1927 /-]		
Value	Label	Cases	Percentage
0	No, I have never had it	0	

# dm_aware_condprov_prog: Are you aware of the following service / program? Condom provision			
Value	Label	Cases	Percentage
1	Yes	1013	<div><div></div></div> 89.1%
2	No	124	<div><div></div></div> 10.9%
3	Yes, but not sure about the exact age	0	
90	I am not sure	0	
93	Prefer not to answer	0	
95	Not had sex with this partner in the last 4 weeks	0	
97	N/A	0	
98	Don't know	0	
Sysmiss		1927	
Warning: these figures indicate the number of cases found in the data file. They cannot be interpreted as summary statistics of the population of interest.			
# dm_partic_condprov_12mts: Did you participate in this service / program in the last 12 months? Condom prov			
Information	[Type= discrete] [Format=numeric] [Range= 0-98] [Missing=*]		
Statistics [NW/ W]	[Valid=1252 /-] [Invalid=1812 /-]		
Value	Label	Cases	Percentage
0	No, I have never had it	0	
1	Yes	1097	<div><div></div></div> 87.6%
2	No	155	<div><div></div></div> 12.4%
3	Yes, but not sure about the exact age	0	
90	I am not sure	0	
93	Prefer not to answer	0	
95	Not had sex with this partner in the last 4 weeks	0	
97	N/A	0	
98	Don't know	0	
Sysmiss		1812	
Warning: these figures indicate the number of cases found in the data file. They cannot be interpreted as summary statistics of the population of interest.			
# dm_condprov_wasdreams: Was this a DREAMS service / program? Condom provision			
Information	[Type= discrete] [Format=numeric] [Range= 0-98] [Missing=*]		
Statistics [NW/ W]	[Valid=1097 /-] [Invalid=1967 /-]		
Value	Label	Cases	Percentage
0	No, I have never had it	0	
1	Yes	517	<div><div></div></div> 47.1%
2	No	579	<div><div></div></div> 52.8%
3	Yes, but not sure about the exact age	0	
90	I am not sure	0	
93	Prefer not to answer	0	
95	Not had sex with this partner in the last 4 weeks	0	
97	N/A	0	
98	Don't know	1	<div><div></div></div> 0.1%
Sysmiss		1967	
Warning: these figures indicate the number of cases found in the data file. They cannot be interpreted as summary statistics of the population of interest.			
# dm_org_condprov_prog: Where / from which organisation was it provided? Condom provision			
Information	[Type= discrete] [Format=numeric] [Range= 1-98] [Missing=*]		
Statistics [NW/ W]	[Valid=1095 /-] [Invalid=1969 /-]		

### # dm\_org\_condprov\_prog: Where / from which organisation was it provided? Condom provision

Value	Label	Cases	Percentage
1	DoH	888	81.1%
2	Private Doctor	1	0.1%
3	Pharmacy	54	4.9%
4	Africa Centre / AHRI	9	0.8%
5	FHI 360	0	
6	Humana People to People South Africa (HPPSA)	0	
7	Hope International	0	
8	NACOSA	0	
9	EDI	0	
10	Ezibayeni	0	
11	Unyezi	0	
12	Isikondlakondla	0	
13	MatCH	0	
14	FPD	0	
15	AFSA	0	
16	TB/HIV Care Association	0	
17	DoE	14	1.3%
18	Mpilonhle	4	0.4%
19	Star for Life	0	
20	PrEP / Isisekelo Clinic (Mtubatuba, KwaMsane, Mobile Clinics)	0	
21	Thetha Nami Peer Navigator	0	
96	Other, specify	124	11.3%
98	Don't know	1	0.1%
Sysmiss		1969	

Warning: these figures indicate the number of cases found in the data file. They cannot be interpreted as summary statistics of the population of interest.

### # dm\_org\_condprov\_oth: Please specify details of the other organization. Condom provision

Information	[Type= discrete] [Format=character] [Missing=*]
Statistics [NW/ W]	[Valid=124 /-] [Invalid=0 /-]

### # dm\_partic\_democond\_prog: Did you participate in this service / program? Condom promotion / demonstration

Information	[Type= discrete] [Format=numeric] [Range= 0-98] [Missing=*]
Statistics [NW/ W]	[Valid=2393 /-] [Invalid=671 /-]

Value	Label	Cases	Percentage
0	No, I have never had it	0	
1	Yes	737	30.8%
2	No	1656	69.2%
3	Yes, but not sure about the exact age	0	
90	I am not sure	0	
93	Prefer not to answer	0	
95	Not had sex with this partner in the last 4 weeks	0	
97	N/A	0	
98	Don't know	0	
Sysmiss		671	

Warning: these figures indicate the number of cases found in the data file. They cannot be interpreted as summary statistics of the population of interest.

# dm_aware_democond_prog: Are you aware of the following service / program? Condom promotion / demonstration			
Information	[Type= discrete] [Format=numeric] [Range= 0-98] [Missing=*]		
Statistics [NW/ W]	[Valid=1653 /-] [Invalid=1411 /-]		
Value	Label	Cases	Percentage
0	No, I have never had it	0	
1	Yes	1181	71.4%
2	No	472	28.6%
3	Yes, but not sure about the exact age	0	
90	I am not sure	0	
93	Prefer not to answer	0	
95	Not had sex with this partner in the last 4 weeks	0	
97	N/A	0	
98	Don't know	0	
Sysmiss		1411	
Warning: these figures indicate the number of cases found in the data file. They cannot be interpreted as summary statistics of the population of interest.			
# dm_partic_democond_12mts: Did you participate in this service / program in the last 12 months? Condom promotion / demonstration			
Information	[Type= discrete] [Format=numeric] [Range= 0-98] [Missing=*]		
Statistics [NW/ W]	[Valid=736 /-] [Invalid=2328 /-]		
Value	Label	Cases	Percentage
0	No, I have never had it	0	
1	Yes	466	63.3%
2	No	269	36.5%
3	Yes, but not sure about the exact age	0	
90	I am not sure	0	
93	Prefer not to answer	0	
95	Not had sex with this partner in the last 4 weeks	0	
97	N/A	0	
98	Don't know	1	0.1%
Sysmiss		2328	
Warning: these figures indicate the number of cases found in the data file. They cannot be interpreted as summary statistics of the population of interest.			
# dm_democond_wasdreams: Was this a DREAMS service / program? Condom promotion / demonstration			
Information	[Type= discrete] [Format=numeric] [Range= 0-98] [Missing=*]		
Statistics [NW/ W]	[Valid=467 /-] [Invalid=2597 /-]		
Value	Label	Cases	Percentage
0	No, I have never had it	0	
1	Yes	215	46.0%
2	No	251	53.7%
3	Yes, but not sure about the exact age	0	
90	I am not sure	0	
93	Prefer not to answer	0	
95	Not had sex with this partner in the last 4 weeks	0	
97	N/A	0	
98	Don't know	1	0.2%
Sysmiss		2597	
Warning: these figures indicate the number of cases found in the data file. They cannot be interpreted as summary statistics of the population of interest.			

# dm_org_democond_prog: Where / from which organisation was it provided? Condom promotion / demonstratio			
Information	[Type= discrete] [Format=numeric] [Range= 1-98] [Missing=*]		
Statistics [NW/ W]	[Valid=466 /-] [Invalid=2598 /-]		
Value	Label	Cases	Percentage
1	DoH	334	<div><div></div></div> 71.7%
2	Private Doctor	0	
3	Pharmacy	5	<div><div></div></div> 1.1%
4	Africa Centre / AHRI	14	<div><div></div></div> 3.0%
5	FHI 360	0	
6	Humana People to People South Africa (HPPSA)	0	
7	Hope International	0	
8	NACOSA	0	
9	EDI	1	<div><div></div></div> 0.2%
10	Ezibayeni	0	
11	Unyezi	0	
12	Isikondlakondla	0	
13	MatCH	0	
14	FPD	0	
15	AFSA	0	
16	TB/HIV Care Association	0	
17	DoE	88	<div><div></div></div> 18.9%
18	Mpilonhle	9	<div><div></div></div> 1.9%
19	Star for Life	5	<div><div></div></div> 1.1%
20	PrEP / Isisekelo Clinic (Mtubatuba, KwaMsane, Mobile Clinics)	0	
21	Thetha Nami Peer Navigator	0	
96	Other, specify	7	<div><div></div></div> 1.5%
98	Don't know	3	<div><div></div></div> 0.6%
Sysmiss		2598	
Warning: these figures indicate the number of cases found in the data file. They cannot be interpreted as summary statistics of the population of interest.			
# dm_org_democond_oth: Please specify details of the other organization. Condom promotion / demonstrati			
Information	[Type= discrete] [Format=character] [Missing=*]		
Statistics [NW/ W]	[Valid=7 /-] [Invalid=0 /-]		
# dm_partic_adolfriend_prog: Did you participate in this service / program? Adolescent friendly services			
Information	[Type= discrete] [Format=numeric] [Range= 0-98] [Missing=*]		
Statistics [NW/ W]	[Valid=2393 /-] [Invalid=671 /-]		
Value	Label	Cases	Percentage
0	No, I have never had it	0	
1	Yes	251	<div><div></div></div> 10.5%
2	No	2142	<div><div></div></div> 89.5%
3	Yes, but not sure about the exact age	0	
90	I am not sure	0	
93	Prefer not to answer	0	
95	Not had sex with this partner in the last 4 weeks	0	
97	N/A	0	
98	Don't know	0	

# dm_partic_adolfriend_prog: Did you participate in this service / program? Adolescent friendly services			
Value	Label	Cases	Percentage
Sysmiss		671	
Warning: these figures indicate the number of cases found in the data file. They cannot be interpreted as summary statistics of the population of interest.			
# dm_aware_adolfriend_prog: Are you aware of the following service / program? Adolescent friendly services			
Information	[Type= discrete] [Format=numeric] [Range= 0-98] [Missing=*]		
Statistics [NW/ W]	[Valid=2135 /-] [Invalid=929 /-]		
Value	Label	Cases	Percentage
0	No, I have never had it	0	
1	Yes	1237	57.9%
2	No	898	42.1%
3	Yes, but not sure about the exact age	0	
90	I am not sure	0	
93	Prefer not to answer	0	
95	Not had sex with this partner in the last 4 weeks	0	
97	N/A	0	
98	Don't know	0	
Sysmiss		929	
Warning: these figures indicate the number of cases found in the data file. They cannot be interpreted as summary statistics of the population of interest.			
# dm_partic_adolfriend_12mts: Did you participate in this service / program in the last 12 months? Adolescent			
Information	[Type= discrete] [Format=numeric] [Range= 0-98] [Missing=*]		
Statistics [NW/ W]	[Valid=251 /-] [Invalid=2813 /-]		
Value	Label	Cases	Percentage
0	No, I have never had it	0	
1	Yes	166	66.1%
2	No	85	33.9%
3	Yes, but not sure about the exact age	0	
90	I am not sure	0	
93	Prefer not to answer	0	
95	Not had sex with this partner in the last 4 weeks	0	
97	N/A	0	
98	Don't know	0	
Sysmiss		2813	
Warning: these figures indicate the number of cases found in the data file. They cannot be interpreted as summary statistics of the population of interest.			
# dm_adolfriend_wasdreams: Was this a DREAMS service / program? Adolescent friendly services			
Information	[Type= discrete] [Format=numeric] [Range= 0-98] [Missing=*]		
Statistics [NW/ W]	[Valid=165 /-] [Invalid=2899 /-]		
Value	Label	Cases	Percentage
0	No, I have never had it	0	
1	Yes	113	68.5%
2	No	52	31.5%
3	Yes, but not sure about the exact age	0	
90	I am not sure	0	
93	Prefer not to answer	0	
95	Not had sex with this partner in the last 4 weeks	0	

# dm_adolfriend_wasdreams: Was this a DREAMS service / program? Adolescent friendly services				
Value	Label	Cases	Percentage	
97	N/A	0		
98	Don't know	0		
Sysmiss		2899		
Warning: these figures indicate the number of cases found in the data file. They cannot be interpreted as summary statistics of the population of interest.				
# dm_org_adolfriend_prog: Where / from which organisation was it provided? Adolescent friendly services				
Information	[Type= discrete] [Format=numeric] [Range= 1-98] [Missing=*]			
Statistics [NW/ W]	[Valid=165 /-] [Invalid=2899 /-]			
Value	Label	Cases	Percentage	
1	DoH	134	<div></div> 81.2%	
2	Private Doctor	0		
3	Pharmacy	0		
4	Africa Centre / AHRI	0		
5	FHI 360	0		
6	Humana People to People South Africa (HPPSA)	1		0.6%
7	Hope International	0		
8	NACOSA	0		
9	EDI	0		
10	Ezibayeni	0		
11	Unyezi	0		
12	Isikondlakondla	0		
13	MatCH	0		
14	FPD	0		
15	AFSA	0		
16	TB/HIV Care Association	0		
17	DoE	25		<div></div> 15.2%
18	Mpilonhle	2	<div></div> 1.2%	
19	Star for Life	1	<div></div> 0.6%	
20	PrEP / Isisekelo Clinic (Mtubatuba, KwaMsane, Mobile Clinics)	0		
21	Thetha Nami Peer Navigator	0		
96	Other, specify	2		<div></div> 1.2%
98	Don't know	0		
Sysmiss		2899		
Warning: these figures indicate the number of cases found in the data file. They cannot be interpreted as summary statistics of the population of interest.				
# dm_org_adolfriend_oth: Please specify details of the other organization. Adolescent friendly services				
Information	[Type= discrete] [Format=character] [Missing=*]			
Statistics [NW/ W]	[Valid=2 /-] [Invalid=0 /-]			
# dm_partic_counsl_prov_prog: Did you participate in this service / program? Contraception / family planning				
Information	[Type= discrete] [Format=numeric] [Range= 0-98] [Missing=*]			
Statistics [NW/ W]	[Valid=2390 /-] [Invalid=674 /-]			
Value	Label	Cases	Percentage	
0	No, I have never had it	0	<div></div> 22.0%	
1	Yes	525		
2	No	1865		<div></div> 78.0%

# dm_partic_counsl_prov_prog: Did you participate in this service / program? Contraception / family planning			
Value	Label	Cases	Percentage
3	Yes, but not sure about the exact age	0	
90	I am not sure	0	
93	Prefer not to answer	0	
95	Not had sex with this partner in the last 4 weeks	0	
97	N/A	0	
98	Don't know	0	
Sysmiss		674	
Warning: these figures indicate the number of cases found in the data file. They cannot be interpreted as summary statistics of the population of interest.			
# dm_aware_counsl_prov_prog: Are you aware of the following service / program? Counselling and provision of c			
Information	[Type= discrete] [Format=numeric] [Range= 0-98] [Missing=*]		
Statistics [NW/ W]	[Valid=1861 /-] [Invalid=1203 /-]		
Value	Label	Cases	Percentage
0	No, I have never had it	0	
1	Yes	1221	65.6%
2	No	637	34.2%
3	Yes, but not sure about the exact age	0	
90	I am not sure	0	
93	Prefer not to answer	0	
95	Not had sex with this partner in the last 4 weeks	0	
97	N/A	0	
98	Don't know	3	0.2%
Sysmiss		1203	
Warning: these figures indicate the number of cases found in the data file. They cannot be interpreted as summary statistics of the population of interest.			
# dm_partic_counsl_prv_12mts: Did you participate in this service / program in the last 12 months? Contracepti			
Information	[Type= discrete] [Format=numeric] [Range= 0-98] [Missing=*]		
Statistics [NW/ W]	[Valid=525 /-] [Invalid=2539 /-]		
Value	Label	Cases	Percentage
0	No, I have never had it	0	
1	Yes	442	84.2%
2	No	83	15.8%
3	Yes, but not sure about the exact age	0	
90	I am not sure	0	
93	Prefer not to answer	0	
95	Not had sex with this partner in the last 4 weeks	0	
97	N/A	0	
98	Don't know	0	
Sysmiss		2539	
Warning: these figures indicate the number of cases found in the data file. They cannot be interpreted as summary statistics of the population of interest.			
# dm_counsl_prov_wasdreams: Was this a DREAMS service / program? Contraception / family planning			
Information	[Type= discrete] [Format=numeric] [Range= 0-98] [Missing=*]		
Statistics [NW/ W]	[Valid=442 /-] [Invalid=2622 /-]		
Value	Label	Cases	Percentage
0	No, I have never had it	0	

# dm_counsl_prov_wasdreams: Was this a DREAMS service / program? Contraception / family planning			
Value	Label	Cases	Percentage
1	Yes	158	<div><div></div></div> 35.7%
2	No	284	<div><div></div></div> 64.3%
3	Yes, but not sure about the exact age	0	
90	I am not sure	0	
93	Prefer not to answer	0	
95	Not had sex with this partner in the last 4 weeks	0	
97	N/A	0	
98	Don't know	0	
Sysmiss		2622	
Warning: these figures indicate the number of cases found in the data file. They cannot be interpreted as summary statistics of the population of interest.			
# dm_org_counsl_prov_prog: Where / from which organisation was it provided? Contraception / family planning			
Information	[Type= discrete] [Format=numeric] [Range= 1-98] [Missing=*]		
Statistics [NW/ W]	[Valid=442 /-] [Invalid=2622 /-]		
Value	Label	Cases	Percentage
1	DoH	387	<div><div></div></div> 87.6%
2	Private Doctor	3	<div><div></div></div> 0.7%
3	Pharmacy	35	<div><div></div></div> 7.9%
4	Africa Centre / AHRI	2	<div><div></div></div> 0.5%
5	FHI 360	0	
6	Humana People to People South Africa (HPPSA)	0	
7	Hope International	0	
8	NACOSA	0	
9	EDI	0	
10	Ezibayeni	0	
11	Unyezi	0	
12	Isikondlakondla	0	
13	MatCH	0	
14	FPD	0	
15	AFSA	0	
16	TB/HIV Care Association	0	
17	DoE	12	<div><div></div></div> 2.7%
18	Mpilonhle	0	
19	Star for Life	1	<div><div></div></div> 0.2%
20	PrEP / Isisekelo Clinic (Mtubatuba, KwaMsane, Mobile Clinics)	0	
21	Thetha Nami Peer Navigator	0	
96	Other, specify	2	<div><div></div></div> 0.5%
98	Don't know	0	
Sysmiss		2622	
Warning: these figures indicate the number of cases found in the data file. They cannot be interpreted as summary statistics of the population of interest.			
# dm_org_counsl_prov_oth: Please specify details of the other organization. Contraception / family plannin			
Information	[Type= discrete] [Format=character] [Missing=*]		
Statistics [NW/ W]	[Valid=2 /-] [Invalid=0 /-]		
# dm_partic_stiserv_prog: Did you participate in this service / program? STI screening and treatment			
Information	[Type= discrete] [Format=numeric] [Range= 0-98] [Missing=*]		

# dm_partic_stiserv_prog: Did you participate in this service / program? STI screening and treatment			
Statistics [NW/ W]		[Valid=2394 /-] [Invalid=670 /-]	
Value	Label	Cases	Percentage
0	No, I have never had it	0	
1	Yes	325	<div></div> 13.6%
2	No	2069	<div></div> 86.4%
3	Yes, but not sure about the exact age	0	
90	I am not sure	0	
93	Prefer not to answer	0	
95	Not had sex with this partner in the last 4 weeks	0	
97	N/A	0	
98	Don't know	0	
Sysmiss		670	
Warning: these figures indicate the number of cases found in the data file. They cannot be interpreted as summary statistics of the population of interest.			
# dm_aware_stiserv_prog: Are you aware of the following service / program? STI screening and treatment			
Information		[Type= discrete] [Format=numeric] [Range= 0-98] [Missing=*]	
Statistics [NW/ W]		[Valid=2068 /-] [Invalid=996 /-]	
Value	Label	Cases	Percentage
0	No, I have never had it	0	
1	Yes	1580	<div></div> 76.4%
2	No	488	<div></div> 23.6%
3	Yes, but not sure about the exact age	0	
90	I am not sure	0	
93	Prefer not to answer	0	
95	Not had sex with this partner in the last 4 weeks	0	
97	N/A	0	
98	Don't know	0	
Sysmiss		996	
Warning: these figures indicate the number of cases found in the data file. They cannot be interpreted as summary statistics of the population of interest.			
# dm_partic_stiserv_12mts: Did you participate in this service / program in the last 12 months? STI screeni			
Information		[Type= discrete] [Format=numeric] [Range= 0-98] [Missing=*]	
Statistics [NW/ W]		[Valid=325 /-] [Invalid=2739 /-]	
Value	Label	Cases	Percentage
0	No, I have never had it	0	
1	Yes	248	<div></div> 76.3%
2	No	77	<div></div> 23.7%
3	Yes, but not sure about the exact age	0	
90	I am not sure	0	
93	Prefer not to answer	0	
95	Not had sex with this partner in the last 4 weeks	0	
97	N/A	0	
98	Don't know	0	
Sysmiss		2739	
Warning: these figures indicate the number of cases found in the data file. They cannot be interpreted as summary statistics of the population of interest.			

# dm_stiserv_wasdreams: Was this a DREAMS service / program? STI screening and treatment			
Information	[Type= discrete] [Format=numeric] [Range= 0-98] [Missing=*]		
Statistics [NW/ W]	[Valid=248 /-] [Invalid=2816 /-]		
Value	Label	Cases	Percentage
0	No, I have never had it	0	
1	Yes	146	58.9%
2	No	102	41.1%
3	Yes, but not sure about the exact age	0	
90	I am not sure	0	
93	Prefer not to answer	0	
95	Not had sex with this partner in the last 4 weeks	0	
97	N/A	0	
98	Don't know	0	
Sysmiss		2816	
Warning: these figures indicate the number of cases found in the data file. They cannot be interpreted as summary statistics of the population of interest.			
# dm_org_stiserv_prog: Where / from which organisation was it provided? STI screening and treatment			
Information	[Type= discrete] [Format=numeric] [Range= 1-98] [Missing=*]		
Statistics [NW/ W]	[Valid=248 /-] [Invalid=2816 /-]		
Value	Label	Cases	Percentage
1	DoH	215	86.7%
2	Private Doctor	1	0.4%
3	Pharmacy	1	0.4%
4	Africa Centre / AHRI	14	5.6%
5	FHI 360	0	
6	Humana People to People South Africa (HPPSA)	0	
7	Hope International	0	
8	NACOSA	0	
9	EDI	0	
10	Ezibayeni	0	
11	Unyezi	0	
12	Isikondlakondla	0	
13	MatCH	0	
14	FPD	0	
15	AFSA	0	
16	TB/HIV Care Association	0	
17	DoE	15	6.0%
18	Mpilonhle	1	0.4%
19	Star for Life	0	
20	PrEP / Isisekelo Clinic (Mtubatuba, KwaMsane, Mobile Clinics)	0	
21	Thetha Nami Peer Navigator	0	
96	Other, specify	1	0.4%
98	Don't know	0	
Sysmiss		2816	
Warning: these figures indicate the number of cases found in the data file. They cannot be interpreted as summary statistics of the population of interest.			
# dm_org_stiserv_oth: Please specify details of the other organization. STI screening and treatment			
Information	[Type= discrete] [Format=character] [Missing=*]		

# dm_org_stiserv_oth: Please specify details of the other organization. STI screening and treatment			
Statistics [NW/ W]		[Valid=1 /-] [Invalid=0 /-]	
# dm_partic_pepserv_prog: Did you participate in this service / program? Linkage into ART			
Information		[Type= discrete] [Format=numeric] [Range= 0-98] [Missing=*]	
Statistics [NW/ W]		[Valid=2392 /-] [Invalid=672 /-]	
Value	Label	Cases	Percentage
0	No, I have never had it	0	
1	Yes	85	<div><div></div></div> 3.6%
2	No	2307	<div><div></div></div> 96.4%
3	Yes, but not sure about the exact age	0	
90	I am not sure	0	
93	Prefer not to answer	0	
95	Not had sex with this partner in the last 4 weeks	0	
97	N/A	0	
98	Don't know	0	
Sysmiss		672	
Warning: these figures indicate the number of cases found in the data file. They cannot be interpreted as summary statistics of the population of interest.			
# dm_aware_pepserv_prog: Are you aware of the following service / program? Linkage into ART			
Information		[Type= discrete] [Format=numeric] [Range= 0-98] [Missing=*]	
Statistics [NW/ W]		[Valid=2304 /-] [Invalid=760 /-]	
Value	Label	Cases	Percentage
0	No, I have never had it	0	
1	Yes	1106	<div><div></div></div> 48.0%
2	No	1197	<div><div></div></div> 52.0%
3	Yes, but not sure about the exact age	0	
90	I am not sure	0	
93	Prefer not to answer	0	
95	Not had sex with this partner in the last 4 weeks	0	
97	N/A	0	
98	Don't know	1	<div><div></div></div> 0.0%
Sysmiss		760	
Warning: these figures indicate the number of cases found in the data file. They cannot be interpreted as summary statistics of the population of interest.			
# dm_partic_pepserv_12mts: Did you participate in this service / program in the last 12 months? Linkage int			
Information		[Type= discrete] [Format=numeric] [Range= 0-98] [Missing=*]	
Statistics [NW/ W]		[Valid=84 /-] [Invalid=2980 /-]	
Value	Label	Cases	Percentage
0	No, I have never had it	0	
1	Yes	69	<div><div></div></div> 82.1%
2	No	15	<div><div></div></div> 17.9%
3	Yes, but not sure about the exact age	0	
90	I am not sure	0	
93	Prefer not to answer	0	
95	Not had sex with this partner in the last 4 weeks	0	
97	N/A	0	
98	Don't know	0	

# dm_partic_pepserv_12mts: Did you participate in this service / program in the last 12 months? Linkage int			
Value	Label	Cases	Percentage
Sysmiss		2980	
Warning: these figures indicate the number of cases found in the data file. They cannot be interpreted as summary statistics of the population of interest.			
# dm_pepserv_wasdreams: Was this a DREAMS service / program? Linkage into ART			
Information	[Type= discrete] [Format=numeric] [Range= 0-98] [Missing=*]		
Statistics [NW/ W]	[Valid=69 /-] [Invalid=2995 /-]		
Value	Label	Cases	Percentage
0	No, I have never had it	0	
1	Yes	62	89.9%
2	No	7	10.1%
3	Yes, but not sure about the exact age	0	
90	I am not sure	0	
93	Prefer not to answer	0	
95	Not had sex with this partner in the last 4 weeks	0	
97	N/A	0	
98	Don't know	0	
Sysmiss		2995	
Warning: these figures indicate the number of cases found in the data file. They cannot be interpreted as summary statistics of the population of interest.			
# dm_org_pepserv_prog: Where / from which organisation was it provided? Linkage into ART			
Information	[Type= discrete] [Format=numeric] [Range= 1-98] [Missing=*]		
Statistics [NW/ W]	[Valid=70 /-] [Invalid=2994 /-]		
Value	Label	Cases	Percentage
1	DoH	56	80.0%
2	Private Doctor	1	1.4%
3	Pharmacy	0	
4	Africa Centre / AHRI	6	8.6%
5	FHI 360	0	
6	Humana People to People South Africa (HPPSA)	0	
7	Hope International	0	
8	NACOSA	0	
9	EDI	0	
10	Ezibayeni	0	
11	Unyezi	0	
12	Isikondlakondla	0	
13	MatCH	0	
14	FPD	0	
15	AFSA	0	
16	TB/HIV Care Association	0	
17	DoE	6	8.6%
18	Mpilonhle	0	
19	Star for Life	0	
20	PrEP / Isisekelo Clinic (Mtubatuba, KwaMsane, Mobile Clinics)	0	
21	Thetha Nami Peer Navigator	0	
96	Other, specify	1	1.4%
98	Don't know	0	

# dm_org_pepserv_prog: Where / from which organisation was it provided? Linkage into ART			
Value	Label	Cases	Percentage
Sysmiss		2994	
Warning: these figures indicate the number of cases found in the data file. They cannot be interpreted as summary statistics of the population of interest.			
# dm_org_pepserv_oth: Please specify details of the other organization. Linkage into ART			
Information	[Type= discrete] [Format=character] [Missing=*]		
Statistics [NW/ W]	[Valid=1 -] [Invalid=0 -]		
# dm_partic_emercon_prog: Did you participate in this service / program? Emergency contraception			
Information	[Type= discrete] [Format=numeric] [Range= 0-98] [Missing=*]		
Statistics [NW/ W]	[Valid=445 -] [Invalid=2619 -]		
Value	Label	Cases	Percentage
0	No, I have never had it	0	
1	Yes	88	<div></div> 19.8%
2	No	357	<div></div> 80.2%
3	Yes, but not sure about the exact age	0	
90	I am not sure	0	
93	Prefer not to answer	0	
95	Not had sex with this partner in the last 4 weeks	0	
97	N/A	0	
98	Don't know	0	
Sysmiss		2619	
Warning: these figures indicate the number of cases found in the data file. They cannot be interpreted as summary statistics of the population of interest.			
# dm_aware_emercon_prog: Are you aware of the following service / program? Emergency contraception			
Information	[Type= discrete] [Format=numeric] [Range= 0-98] [Missing=*]		
Statistics [NW/ W]	[Valid=357 -] [Invalid=2707 -]		
Value	Label	Cases	Percentage
0	No, I have never had it	0	
1	Yes	250	<div></div> 70.0%
2	No	107	<div></div> 30.0%
3	Yes, but not sure about the exact age	0	
90	I am not sure	0	
93	Prefer not to answer	0	
95	Not had sex with this partner in the last 4 weeks	0	
97	N/A	0	
98	Don't know	0	
Sysmiss		2707	
Warning: these figures indicate the number of cases found in the data file. They cannot be interpreted as summary statistics of the population of interest.			
# dm_partic_emercon_12mts: Did you participate in this service / program in the last 12 months? Emergency c			
Information	[Type= discrete] [Format=numeric] [Range= 0-98] [Missing=*]		
Statistics [NW/ W]	[Valid=88 -] [Invalid=2976 -]		
Value	Label	Cases	Percentage
0	No, I have never had it	0	
1	Yes	54	<div></div> 61.4%
2	No	34	<div></div> 38.6%

# dm_partic_emercon_12mts: Did you participate in this service / program in the last 12 months? Emergency c			
Value	Label	Cases	Percentage
3	Yes, but not sure about the exact age	0	
90	I am not sure	0	
93	Prefer not to answer	0	
95	Not had sex with this partner in the last 4 weeks	0	
97	N/A	0	
98	Don't know	0	
Sysmiss		2976	
Warning: these figures indicate the number of cases found in the data file. They cannot be interpreted as summary statistics of the population of interest.			
# dm_emercon_wasdreams: Was this a DREAMS service / program? Emergency contraception			
Information	[Type= discrete] [Format=numeric] [Range= 0-98] [Missing=*]		
Statistics [NW/ W]	[Valid=54 /-] [Invalid=3010 /-]		
Value	Label	Cases	Percentage
0	No, I have never had it	0	
1	Yes	36	<div></div> 66.7%
2	No	18	<div></div> 33.3%
3	Yes, but not sure about the exact age	0	
90	I am not sure	0	
93	Prefer not to answer	0	
95	Not had sex with this partner in the last 4 weeks	0	
97	N/A	0	
98	Don't know	0	
Sysmiss		3010	
Warning: these figures indicate the number of cases found in the data file. They cannot be interpreted as summary statistics of the population of interest.			

# dm_org_emercon_prog: Where / from which organisation was it provided? Emergency contraception			
Information		[Type= discrete] [Format=numeric] [Range= 1-98] [Missing=*]	
Statistics [NW/ W]		[Valid=54 /-] [Invalid=3010 /-]	
Value	Label	Cases	Percentage
1	DoH	37	<div></div> 68.5%
2	Private Doctor	0	
3	Pharmacy	13	<div></div> 24.1%
4	Africa Centre / AHRI	0	
5	FHI 360	0	
6	Humana People to People South Africa (HPPSA)	0	
7	Hope International	0	
8	NACOSA	0	
9	EDI	0	
10	Ezibayeni	0	
11	Unyezi	0	
12	Isikondlakondla	0	
13	MatCH	0	
14	FPD	0	
15	AFSA	0	
16	TB/HIV Care Association	0	
17	DoE	0	
18	Mpilonhle	0	
19	Star for Life	0	
20	PrEP / Isisekelo Clinic (Mtubatuba, KwaMsane, Mobile Clinics)	0	
21	Thetha Nami Peer Navigator	0	
96	Other, specify	3	<div></div> 5.6%
98	Don't know	1	<div></div> 1.9%
Sysmiss		3010	
Warning: these figures indicate the number of cases found in the data file. They cannot be interpreted as summary statistics of the population of interest.			
# dm_org_emercon_oth: Please specify details of the other organization. Emergency contraception			
Information		[Type= discrete] [Format=character] [Missing=*]	
Statistics [NW/ W]		[Valid=3 /-] [Invalid=0 /-]	
# dm_partic_postviol_prog: Did you participate in this service / program? Services after an experience of v			
Information		[Type= discrete] [Format=numeric] [Range= 0-98] [Missing=*]	
Statistics [NW/ W]		[Valid=2390 /-] [Invalid=674 /-]	
Value	Label	Cases	Percentage
0	No, I have never had it	0	
1	Yes	229	<div></div> 9.6%
2	No	2161	<div></div> 90.4%
3	Yes, but not sure about the exact age	0	
90	I am not sure	0	
93	Prefer not to answer	0	
95	Not had sex with this partner in the last 4 weeks	0	
97	N/A	0	
98	Don't know	0	

# dm_partic_postviol_prog: Did you participate in this service / program? Services after an experience of v			
Value	Label	Cases	Percentage
Sysmiss		674	
Warning: these figures indicate the number of cases found in the data file. They cannot be interpreted as summary statistics of the population of interest.			
# dm_aware_postviol_prog: Are you aware of the following service / program? Services after an experience o			
Information	[Type= discrete] [Format=numeric] [Range= 0-98] [Missing=*]		
Statistics [NW/ W]	[Valid=2157 /-] [Invalid=907 /-]		
Value	Label	Cases	Percentage
0	No, I have never had it	0	
1	Yes	1753	81.3%
2	No	404	18.7%
3	Yes, but not sure about the exact age	0	
90	I am not sure	0	
93	Prefer not to answer	0	
95	Not had sex with this partner in the last 4 weeks	0	
97	N/A	0	
98	Don't know	0	
Sysmiss		907	
Warning: these figures indicate the number of cases found in the data file. They cannot be interpreted as summary statistics of the population of interest.			
# dm_partic_postviol_12mts: Did you participate in this service / program in the last 12 months? Services af			
Information	[Type= discrete] [Format=numeric] [Range= 0-98] [Missing=*]		
Statistics [NW/ W]	[Valid=228 /-] [Invalid=2836 /-]		
Value	Label	Cases	Percentage
0	No, I have never had it	0	
1	Yes	136	59.6%
2	No	92	40.4%
3	Yes, but not sure about the exact age	0	
90	I am not sure	0	
93	Prefer not to answer	0	
95	Not had sex with this partner in the last 4 weeks	0	
97	N/A	0	
98	Don't know	0	
Sysmiss		2836	
Warning: these figures indicate the number of cases found in the data file. They cannot be interpreted as summary statistics of the population of interest.			
# dm_postviol_wasdreams: Was this a DREAMS service / program? Services after an experience of violence			
Information	[Type= discrete] [Format=numeric] [Range= 0-98] [Missing=*]		
Statistics [NW/ W]	[Valid=136 /-] [Invalid=2928 /-]		
Value	Label	Cases	Percentage
0	No, I have never had it	0	
1	Yes	84	61.8%
2	No	52	38.2%
3	Yes, but not sure about the exact age	0	
90	I am not sure	0	
93	Prefer not to answer	0	
95	Not had sex with this partner in the last 4 weeks	0	

# dm_postviol_wasdreams: Was this a DREAMS service / program? Services after an experience of violence				
Value	Label	Cases	Percentage	
97	N/A	0		
98	Don't know	0		
Sysmiss		2928		
Warning: these figures indicate the number of cases found in the data file. They cannot be interpreted as summary statistics of the population of interest.				
# dm_org_postviol_prog: Where / from which organisation was it provided? Services after an experience of				
Information	[Type= discrete] [Format=numeric] [Range= 1-98] [Missing=*]			
Statistics [NW/ W]	[Valid=136 /-] [Invalid=2928 /-]			
Value	Label	Cases	Percentage	
1	DoH	38	<div></div> 27.9%	
2	Private Doctor	0		
3	Pharmacy	0		
4	Africa Centre / AHRI	0		
5	FHI 360	0		
6	Humana People to People South Africa (HPPSA)	1		<div></div> 0.7%
7	Hope International	0		
8	NACOSA	0		
9	EDI	0		
10	Ezibayeni	0		
11	Unyezi	0		
12	Isikondlakondla	0		
13	MatCH	0		
14	FPD	0		
15	AFSA	0		
16	TB/HIV Care Association	0		
17	DoE	33		<div></div> 24.3%
18	Mpilonhle	0		
19	Star for Life	0		
20	PrEP / Isisekelo Clinic (Mtubatuba, KwaMsane, Mobile Clinics)	0		
21	Thetha Nami Peer Navigator	0		
96	Other, specify	64		<div></div> 47.1%
98	Don't know	0		
Sysmiss		2928		
Warning: these figures indicate the number of cases found in the data file. They cannot be interpreted as summary statistics of the population of interest.				
# dm_org_postviol_oth: Please specify details of the other organization. Services after an experience o				
Information	[Type= discrete] [Format=character] [Missing=*]			
Statistics [NW/ W]	[Valid=64 /-] [Invalid=0 /-]			
# dm_partic_cashtran_prog: Did you participate in this service / program? Cash transfer to family				
Information	[Type= discrete] [Format=numeric] [Range= 0-98] [Missing=*]			
Statistics [NW/ W]	[Valid=2392 /-] [Invalid=672 /-]			
Value	Label	Cases	Percentage	
0	No, I have never had it	0	<div></div> 72.7%	
1	Yes	1738		
2	No	654		<div></div> 27.3%

# dm_partic_cashtran_prog: Did you participate in this service / program? Cash transfer to family			
Value	Label	Cases	Percentage
3	Yes, but not sure about the exact age	0	
90	I am not sure	0	
93	Prefer not to answer	0	
95	Not had sex with this partner in the last 4 weeks	0	
97	N/A	0	
98	Don't know	0	
Sysmiss		672	
Warning: these figures indicate the number of cases found in the data file. They cannot be interpreted as summary statistics of the population of interest.			
# dm_aware_cashtran_prog: Are you aware of the following service / program? Cash transfer to family			
Information	[Type= discrete] [Format=numeric] [Range= 0-98] [Missing=*]		
Statistics [NW/ W]	[Valid=652 /-] [Invalid=2412 /-]		
Value	Label	Cases	Percentage
0	No, I have never had it	0	
1	Yes	541	83.0%
2	No	110	16.9%
3	Yes, but not sure about the exact age	0	
90	I am not sure	0	
93	Prefer not to answer	0	
95	Not had sex with this partner in the last 4 weeks	0	
97	N/A	0	
98	Don't know	1	0.2%
Sysmiss		2412	
Warning: these figures indicate the number of cases found in the data file. They cannot be interpreted as summary statistics of the population of interest.			
# dm_partic_cashtran_12mts: Did you participate in this service / program in the last 12 months? Cash transf			
Information	[Type= discrete] [Format=numeric] [Range= 0-98] [Missing=*]		
Statistics [NW/ W]	[Valid=1737 /-] [Invalid=1327 /-]		
Value	Label	Cases	Percentage
0	No, I have never had it	0	
1	Yes	1123	64.7%
2	No	613	35.3%
3	Yes, but not sure about the exact age	0	
90	I am not sure	0	
93	Prefer not to answer	0	
95	Not had sex with this partner in the last 4 weeks	0	
97	N/A	0	
98	Don't know	1	0.1%
Sysmiss		1327	
Warning: these figures indicate the number of cases found in the data file. They cannot be interpreted as summary statistics of the population of interest.			
# dm_cashtran_wasdreams: Was this a DREAMS service / program? Cash transfer to family			
Information	[Type= discrete] [Format=numeric] [Range= 0-98] [Missing=*]		
Statistics [NW/ W]	[Valid=1122 /-] [Invalid=1942 /-]		
Value	Label	Cases	Percentage
0	No, I have never had it	0	

# dm_cashtran_wasdreams: Was this a DREAMS service / program? Cash transfer to family			
Value	Label	Cases	Percentage
1	Yes	571	<div><div></div></div> 50.9%
2	No	545	<div><div></div></div> 48.6%
3	Yes, but not sure about the exact age	0	
90	I am not sure	0	
93	Prefer not to answer	0	
95	Not had sex with this partner in the last 4 weeks	0	
97	N/A	0	
98	Don't know	6	<div><div></div></div> 0.5%
Sysmiss		1942	
Warning: these figures indicate the number of cases found in the data file. They cannot be interpreted as summary statistics of the population of interest.			
# dm_org_cashtran_prog: Where / from which organisation was it provided? Cash transfer to family			
Information	[Type= discrete] [Format=numeric] [Range= 1-98] [Missing=*]		
Statistics [NW/ W]	[Valid=1114 /-] [Invalid=1950 /-]		
Value	Label	Cases	Percentage
1	DoH	52	<div><div></div></div> 4.7%
2	Private Doctor	0	
3	Pharmacy	0	
4	Africa Centre / AHRI	3	<div><div></div></div> 0.3%
5	FHI 360	0	
6	Humana People to People South Africa (HPPSA)	44	<div><div></div></div> 3.9%
7	Hope International	0	
8	NACOSA	0	
9	EDI	0	
10	Ezibayeni	0	
11	Unyezi	0	
12	Isikondlakondla	0	
13	MatCH	0	
14	FPD	0	
15	AFSA	0	
16	TB/HIV Care Association	1	<div><div></div></div> 0.1%
17	DoE	995	<div><div></div></div> 89.3%
18	Mpilonhle	2	<div><div></div></div> 0.2%
19	Star for Life	2	<div><div></div></div> 0.2%
20	PrEP / Isisekelo Clinic (Mtubatuba, KwaMsane, Mobile Clinics)	0	
21	Thetha Nami Peer Navigator	0	
96	Other, specify	9	<div><div></div></div> 0.8%
98	Don't know	6	<div><div></div></div> 0.5%
Sysmiss		1950	
Warning: these figures indicate the number of cases found in the data file. They cannot be interpreted as summary statistics of the population of interest.			
# dm_org_cashtran_oth: Please specify details of the other organization. Cash transfer to family			
Information	[Type= discrete] [Format=character] [Missing=*]		
Statistics [NW/ W]	[Valid=8 /-] [Invalid=0 /-]		
# dm_partic_thethana_prog: Have you participated in the following service/program? Thetha Nami / Peer Navig			
Information	[Type= discrete] [Format=numeric] [Range= 0-98] [Missing=*]		

### # dm\_partic\_thethana\_prog: Have you participated in the following service/program? Thetha Nami / Peer Navig

Statistics [NW/ W] [Valid=2392 /-] [Invalid=672 /-]

Value	Label	Cases	Percentage
0	No, I have never had it	0	
1	Yes	115	4.8%
2	No	2277	95.2%
3	Yes, but not sure about the exact age	0	
90	I am not sure	0	
93	Prefer not to answer	0	
95	Not had sex with this partner in the last 4 weeks	0	
97	N/A	0	
98	Don't know	0	
Sysmiss		672	

Warning: these figures indicate the number of cases found in the data file. They cannot be interpreted as summary statistics of the population of interest.

### # dm\_aware\_thethana\_prog: If no, have you heard of it/are you aware of it?

Information [Type= discrete] [Format=numeric] [Range= 0-98] [Missing=\*]

Statistics [NW/ W] [Valid=2277 /-] [Invalid=787 /-]

Value	Label	Cases	Percentage
0	No, I have never had it	0	
1	Yes	407	17.9%
2	No	1869	82.1%
3	Yes, but not sure about the exact age	0	
90	I am not sure	0	
93	Prefer not to answer	1	0.0%
95	Not had sex with this partner in the last 4 weeks	0	
97	N/A	0	
98	Don't know	0	
Sysmiss		787	

Warning: these figures indicate the number of cases found in the data file. They cannot be interpreted as summary statistics of the population of interest.

### # dm\_partic\_thethana\_12mts: Did you use/ participate in the service in the past 12 months?

Information [Type= discrete] [Format=numeric] [Range= 0-98] [Missing=\*]

Statistics [NW/ W] [Valid=115 /-] [Invalid=2949 /-]

Value	Label	Cases	Percentage
0	No, I have never had it	0	
1	Yes	105	91.3%
2	No	10	8.7%
3	Yes, but not sure about the exact age	0	
90	I am not sure	0	
93	Prefer not to answer	0	
95	Not had sex with this partner in the last 4 weeks	0	
97	N/A	0	
98	Don't know	0	
Sysmiss		2949	

Warning: these figures indicate the number of cases found in the data file. They cannot be interpreted as summary statistics of the population of interest.

# dm_thethana_wasdreams: When you used the service in the last 12 months, was it a 'DREAMS' program?			
Information	[Type= discrete] [Format=numeric] [Range= 0-98] [Missing=*]		
Statistics [NW/ W]	[Valid=105 /-] [Invalid=2959 /-]		
Value	Label	Cases	Percentage
0	No, I have never had it	0	
1	Yes	46	<div><div></div></div> 43.8%
2	No	59	<div><div></div></div> 56.2%
3	Yes, but not sure about the exact age	0	
90	I am not sure	0	
93	Prefer not to answer	0	
95	Not had sex with this partner in the last 4 weeks	0	
97	N/A	0	
98	Don't know	0	
Sysmiss		2959	
Warning: these figures indicate the number of cases found in the data file. They cannot be interpreted as summary statistics of the population of interest.			
# dm_org_thethana_prog: Where / from which organisation was it provided?			
Information	[Type= discrete] [Format=numeric] [Range= 1-98] [Missing=*]		
Statistics [NW/ W]	[Valid=105 /-] [Invalid=2959 /-]		
Value	Label	Cases	Percentage
1	DoH	0	
2	Private Doctor	0	
3	Pharmacy	0	
4	Africa Centre / AHRI	26	<div><div></div></div> 24.8%
5	FHI 360	0	
6	Humana People to People South Africa (HPPSA)	0	
7	Hope International	0	
8	NACOSA	0	
9	EDI	0	
10	Ezibayeni	0	
11	Unyezi	0	
12	Isikondlakondla	0	
13	MatCH	0	
14	FPD	0	
15	AFSA	0	
16	TB/HIV Care Association	0	
17	DoE	0	
18	Mpilonhle	0	
19	Star for Life	0	
20	PrEP / Isisekelo Clinic (Mtubatuba, KwaMsane, Mobile Clinics)	0	
21	Thetha Nami Peer Navigator	75	<div><div></div></div> 71.4%
96	Other, specify	4	<div><div></div></div> 3.8%
98	Don't know	0	
Sysmiss		2959	
Warning: these figures indicate the number of cases found in the data file. They cannot be interpreted as summary statistics of the population of interest.			
# dm_org_thethana_oth: Please specify details of the other organization			
Information	[Type= discrete] [Format=character] [Missing=*]		

# dm_org_thethana_oth: Please specify details of the other organization	
Statistics [NW/ W]	[Valid=4 /-] [Invalid=0 /-]

# File : AHRI.DREAMS.MultiLevel.ExposureToShuga.2019.v1

## # project\_id: REDCap Project Identifier

Information	[Type= discrete] [Format=numeric] [Range= 463-463] [Missing=*]
Statistics [NW/ W]	[Valid=3064 /-] [Invalid=0 /-]

## # event\_id: REDCap Event Identifier

Information	[Type= discrete] [Format=numeric] [Range= 1372-1372] [Missing=*]
Statistics [NW/ W]	[Valid=3064 /-] [Invalid=0 /-]

## # cohort: Cohort Description

Information	[Type= discrete] [Format=character] [Missing=*]
Statistics [NW/ W]	[Valid=3064 /-] [Invalid=0 /-]

## # round: Round Description

Information	[Type= discrete] [Format=character] [Missing=*]
Statistics [NW/ W]	[Valid=3064 /-] [Invalid=0 /-]

## # HntId: Individual ID

Information	[Type= continuous] [Format=numeric] [Range= 261-220477] [Missing=*]
Statistics [NW/ W]	[Valid=3064 /-] [Invalid=0 /-] [Mean=89193.296 /-] [StdDev=49808.601 /-]

## # ms\_household\_owns\_tv: Do you/your household own a TV?

Information	[Type= discrete] [Format=numeric] [Range= 0-98] [Missing=*]
Statistics [NW/ W]	[Valid=2395 /-] [Invalid=669 /-]

Value	Label	Cases	Percentage
0	No, I have never had it	0	
1	Yes	2051	85.6%
2	No	293	12.2%
3	Yes, but not sure about the exact age	49	2.0%
90	I am not sure	0	
93	Prefer not to answer	2	0.1%
95	Not had sex with this partner in the last 4 weeks	0	
97	N/A	0	
98	Don't know	0	
Sysmiss		669	

Warning: these figures indicate the number of cases found in the data file. They cannot be interpreted as summary statistics of the population of interest.

## # ms\_watch\_tv\_freq: How often do you watch TV?

Information	[Type= discrete] [Format=numeric] [Range= 1-4] [Missing=*]
Statistics [NW/ W]	[Valid=2395 /-] [Invalid=669 /-]

Value	Label	Cases	Percentage
1	Never	240	10.0%
2	Daily	1676	70.0%
3	Weekly	366	15.3%
4	Monthly	113	4.7%
Sysmiss		669	

Warning: these figures indicate the number of cases found in the data file. They cannot be interpreted as summary statistics of the population of interest.

# File : AHRI.DREAMS.MultiLevel.ExposureToShuga.2019.v1

## # ms\_watch\_tv\_where: Where do you usually (by usually we mean mostly, or commonly, or regularly) watc

**Information** [Type= discrete] [Format=numeric] [Range= 1-96] [Missing=\*]

**Statistics [NW/ W]** [Valid=2152 /-] [Invalid=912 /-]

Value	Label	Cases	Percentage
1	Home	2049	95.2%
2	Bars	18	0.8%
3	At friend's house	64	3.0%
4	School	4	0.2%
96	Other specify	17	0.8%
Sysmiss		912	

*Warning: these figures indicate the number of cases found in the data file. They cannot be interpreted as summary statistics of the population of interest.*

## # ms\_watch\_tv\_where\_oth: Please specify details on the other places where you watch TV

**Information** [Type= discrete] [Format=character] [Missing=\*]

**Statistics [NW/ W]** [Valid=17 /-] [Invalid=0 /-]

## # ms\_cntrl\_tv\_remote: If at home - Who has more control over the television remote or have more say ab

**Information** [Type= discrete] [Format=numeric] [Range= 1-96] [Missing=\*]

**Statistics [NW/ W]** [Valid=2128 /-] [Invalid=936 /-]

Value	Label	Cases	Percentage
1	Mother	206	9.7%
2	Father	65	3.1%
3	Grandparents	112	5.3%
4	Brother	192	9.0%
5	Sister	214	10.1%
6	Myself	770	36.2%
96	Other specify	569	26.7%
Sysmiss		936	

*Warning: these figures indicate the number of cases found in the data file. They cannot be interpreted as summary statistics of the population of interest.*

## # ms\_cntrl\_tv\_remote\_oth: Please specify details on the other person who has control of the TV remote at h

**Information** [Type= discrete] [Format=character] [Missing=\*]

**Statistics [NW/ W]** [Valid=570 /-] [Invalid=0 /-]

## # ms\_ever\_watched\_shuga: Have you ever watched MTV Shuga?

**Information** [Type= discrete] [Format=numeric] [Range= 0-98] [Missing=\*]

**Statistics [NW/ W]** [Valid=2395 /-] [Invalid=669 /-]

Value	Label	Cases	Percentage
0	No, I have never had it	0	
1	Yes	115	4.8%
2	No	2279	95.2%
3	Yes, but not sure about the exact age	0	
90	I am not sure	0	
93	Prefer not to answer	1	0.0%
95	Not had sex with this partner in the last 4 weeks	0	
97	N/A	0	

# File : AHRI.DREAMS.MultiLevel.ExposureToShuga.2019.v1

## # ms\_ever\_watched\_shuga: Have you ever watched MTV Shuga?

Value	Label	Cases	Percentage
98	Don't know	0	
Sysmiss		669	

Warning: these figures indicate the number of cases found in the data file. They cannot be interpreted as summary statistics of the population of interest.

## # ms\_ever\_heard\_of\_shuga: If no - have you heard of it?

Information	[Type= discrete] [Format=numeric] [Range= 0-98] [Missing=*]
Statistics [NW/ W]	[Valid=2277 /-] [Invalid=787 /-]

Value	Label	Cases	Percentage
0	No, I have never had it	0	
1	Yes	560	24.6%
2	No	1712	75.2%
3	Yes, but not sure about the exact age	0	
90	I am not sure	0	
93	Prefer not to answer	5	0.2%
95	Not had sex with this partner in the last 4 weeks	0	
97	N/A	0	
98	Don't know	0	
Sysmiss		787	

Warning: these figures indicate the number of cases found in the data file. They cannot be interpreted as summary statistics of the population of interest.

## # ms\_ever\_watched\_source: If yes, from where/who?

Information	[Type= discrete] [Format=numeric] [Range= 1-96] [Missing=*]
Statistics [NW/ W]	[Valid=114 /-] [Invalid=2950 /-]

Value	Label	Cases	Percentage
1	TV / Radio	111	97.4%
2	Newspapers	0	
3	Booklets	0	
4	Internet	0	
5	You Tube	2	1.8%
6	Friends	0	
96	Other specify	1	0.9%
Sysmiss		2950	

Warning: these figures indicate the number of cases found in the data file. They cannot be interpreted as summary statistics of the population of interest.

## # ms\_ever\_watched\_sourc\_oth: Please specify details on the other source where you have watched Shuga

Information	[Type= discrete] [Format=character] [Missing=*]
Statistics [NW/ W]	[Valid=1 /-] [Invalid=0 /-]

## # ms\_which\_series\_of\_shuga: Which country series did you watch?

Information	[Type= discrete] [Format=numeric] [Range= 1-98] [Missing=*]
Statistics [NW/ W]	[Valid=115 /-] [Invalid=2949 /-]

Value	Label	Cases	Percentage
1	South Africa	41	35.7%
2	Nigeria	64	55.7%
3	Kenya	1	0.9%

# File : AHRI.DREAMS.MultiLevel.ExposureToShuga.2019.v1

## # ms\_which\_series\_of\_shuga: Which country series did you watch?

Value	Label	Cases	Percentage
96	Other specify	0	
98	Don't know	9	7.8%
Sysmiss		2949	

Warning: these figures indicate the number of cases found in the data file. They cannot be interpreted as summary statistics of the population of interest.

## # ms\_which\_series\_oth: Please specify details on the other series of MTV Shugat that you have watched

Information	[Type= discrete] [Format=character] [Missing=*]
Statistics [NW/ W]	[Valid=0 /-] [Invalid=0 /-]

## # ms\_num\_times\_watched: How many times did you watch MTV Shuga the South African season?

Information	[Type= discrete] [Format=numeric] [Range= 1-93] [Missing=*]
Statistics [NW/ W]	[Valid=41 /-] [Invalid=3023 /-]

Value	Label	Cases	Percentage
1	Once	16	39.0%
2	More than once	25	61.0%
93	Prefer not to answer	0	
Sysmiss		3023	

Warning: these figures indicate the number of cases found in the data file. They cannot be interpreted as summary statistics of the population of interest.

## # ms\_knowl\_pay\_rent: Did Ipeleng take the money that Rakeem offered her to pay her rent?

Information	[Type= discrete] [Format=numeric] [Range= 0-98] [Missing=*]
Statistics [NW/ W]	[Valid=41 /-] [Invalid=3023 /-]

Value	Label	Cases	Percentage
0	No, I have never had it	0	
1	Yes	15	36.6%
2	No	7	17.1%
3	Yes, but not sure about the exact age	0	
90	I am not sure	0	
93	Prefer not to answer	0	
95	Not had sex with this partner in the last 4 weeks	0	
97	N/A	0	
98	Don't know	19	46.3%
Sysmiss		3023	

Warning: these figures indicate the number of cases found in the data file. They cannot be interpreted as summary statistics of the population of interest.

## # ms\_knowl\_test\_togeth: Did Bongi and Coalstove have an HIV test together?

Information	[Type= discrete] [Format=numeric] [Range= 0-98] [Missing=*]
Statistics [NW/ W]	[Valid=41 /-] [Invalid=3023 /-]

Value	Label	Cases	Percentage
0	No, I have never had it	0	
1	Yes	24	58.5%
2	No	5	12.2%
3	Yes, but not sure about the exact age	0	
90	I am not sure	0	
93	Prefer not to answer	0	

## File : AHRI.DREAMS.MultiLevel.ExposureToShuga.2019.v1

### # ms\_knowl\_test\_together: Did Bongi and Coalstove have an HIV test together?

Value	Label	Cases	Percentage
95	Not had sex with this partner in the last 4 weeks	0	
97	N/A	0	
98	Don't know	12	29.3%
Sysmiss		3023	

Warning: these figures indicate the number of cases found in the data file. They cannot be interpreted as summary statistics of the population of interest.

### # ms\_knowl\_gifts\_for\_sex: Did Sol buy Tsholofela a smartphone and clothes to have sex with her?

Information	[Type= discrete] [Format=numeric] [Range= 0-98] [Missing=*]
Statistics [NW/ W]	[Valid=41 /-] [Invalid=3023 /-]

Value	Label	Cases	Percentage
0	No, I have never had it	0	
1	Yes	26	63.4%
2	No	2	4.9%
3	Yes, but not sure about the exact age	0	
90	I am not sure	0	
93	Prefer not to answer	0	
95	Not had sex with this partner in the last 4 weeks	0	
97	N/A	0	
98	Don't know	13	31.7%
Sysmiss		3023	

Warning: these figures indicate the number of cases found in the data file. They cannot be interpreted as summary statistics of the population of interest.

### # ms\_knowl\_beaten\_partner: Did Sol beat Tsholofela?

Information	[Type= discrete] [Format=numeric] [Range= 0-98] [Missing=*]
Statistics [NW/ W]	[Valid=41 /-] [Invalid=3023 /-]

Value	Label	Cases	Percentage
0	No, I have never had it	0	
1	Yes	27	65.9%
2	No	3	7.3%
3	Yes, but not sure about the exact age	0	
90	I am not sure	0	
93	Prefer not to answer	0	
95	Not had sex with this partner in the last 4 weeks	0	
97	N/A	0	
98	Don't know	11	26.8%
Sysmiss		3023	

Warning: these figures indicate the number of cases found in the data file. They cannot be interpreted as summary statistics of the population of interest.



### # ms\_knowl\_child\_to\_pub: Did Zamo take her small son with her to the pub because she like partying?

Information	[Type= discrete] [Format=numeric] [Range= 0-98] [Missing=*]
Statistics [NW/ W]	[Valid=41 /-] [Invalid=3023 /-]

Value	Label	Cases	Percentage
0	No, I have never had it	0	
1	Yes	24	58.5%

## File : AHRI.DREAMS.MultiLevel.ExposureToShuga.2019.v1



### # ms\_knowl\_child\_to\_pub: Did Zamo take her small son with her to the pub because she like partying?

Value	Label	Cases	Percentage
2	No	5	 12.2%
3	Yes, but not sure about the exact age	0	
90	I am not sure	0	
93	Prefer not to answer	0	
95	Not had sex with this partner in the last 4 weeks	0	
97	N/A	0	
98	Don't know	12	 29.3%
Sysmiss		3023	

Warning: these figures indicate the number of cases found in the data file. They cannot be interpreted as summary statistics of the population of interest.

### # ms\_knowl\_relatch\_teacher: Did Khensani have a relationship with her teacher?




Information	[Type= discrete] [Format=numeric] [Range= 0-98] [Missing=*]
Statistics [NW/ W]	[Valid=41 /-] [Invalid=3023 /-]

Value	Label	Cases	Percentage
0	No, I have never had it	0	
1	Yes	34	 82.9%
2	No	0	
3	Yes, but not sure about the exact age	0	
90	I am not sure	0	
93	Prefer not to answer	0	
95	Not had sex with this partner in the last 4 weeks	0	
97	N/A	0	
98	Don't know	7	 17.1%
Sysmiss		3023	

Warning: these figures indicate the number of cases found in the data file. They cannot be interpreted as summary statistics of the population of interest.

### # ms\_knowl\_have\_children: Will Khensani be able to have children again in the future?

Information	[Type= discrete] [Format=numeric] [Range= 0-98] [Missing=*]
Statistics [NW/ W]	[Valid=41 /-] [Invalid=3023 /-]

Value	Label	Cases	Percentage
0	No, I have never had it	0	
1	Yes	15	 36.6%
2	No	10	 24.4%
3	Yes, but not sure about the exact age	0	
90	I am not sure	0	
93	Prefer not to answer	0	
95	Not had sex with this partner in the last 4 weeks	0	
97	N/A	0	
98	Don't know	16	 39.0%
Sysmiss		3023	

Warning: these figures indicate the number of cases found in the data file. They cannot be interpreted as summary statistics of the population of interest.

### # ms\_knowl\_to\_take\_prep: Did Femi ask Sheila to take PreP to reduce the risk of him infecting her?

Information	[Type= discrete] [Format=numeric] [Range= 0-98] [Missing=*]
Statistics [NW/ W]	[Valid=41 /-] [Invalid=3023 /-]

## File : AHRI.DREAMS.MultiLevel.ExposureToShuga.2019.v1

### # ms\_knowl\_to\_take\_prep: Did Femi ask Sheila to take PreP to reduce the risk of him infecting her?

Value	Label	Cases	Percentage
0	No, I have never had it	0	
1	Yes	21	51.2%
2	No	1	2.4%
3	Yes, but not sure about the exact age	0	
90	I am not sure	0	
93	Prefer not to answer	0	
95	Not had sex with this partner in the last 4 weeks	0	
97	N/A	0	
98	Don't know	19	46.3%
Sysmiss		3023	

Warning: these figures indicate the number of cases found in the data file. They cannot be interpreted as summary statistics of the population of interest.

### # ms\_knowl\_beaten\_by\_friend: Was Reggie beaten up by his friend Q for being gay?

Information		[Type= discrete] [Format=numeric] [Range= 0-98] [Missing=*]	
Statistics [NW/ W]		[Valid=41 /-] [Invalid=3023 /-]	
Value	Label	Cases	Percentage
0	No, I have never had it	0	
1	Yes	26	<div></div> 63.4%
2	No	5	<div></div> 12.2%
3	Yes, but not sure about the exact age	0	
90	I am not sure	0	
93	Prefer not to answer	0	
95	Not had sex with this partner in the last 4 weeks	0	
97	N/A	0	
98	Don't know	10	<div></div> 24.4%
Sysmiss		3023	

Warning: these figures indicate the number of cases found in the data file. They cannot be interpreted as summary statistics of the population of interest.

### # ms\_knowl\_univ\_bursary: Did Ipeleng get a bursary to go to university?

Information		[Type= discrete] [Format=numeric] [Range= 0-98] [Missing=*]	
Statistics [NW/ W]		[Valid=41 /-] [Invalid=3023 /-]	
Value	Label	Cases	Percentage
0	No, I have never had it	0	
1	Yes	21	<div></div> 51.2%
2	No	5	<div></div> 12.2%
3	Yes, but not sure about the exact age	0	
90	I am not sure	0	
93	Prefer not to answer	0	
95	Not had sex with this partner in the last 4 weeks	0	
97	N/A	0	
98	Don't know	15	<div></div> 36.6%
Sysmiss		3023	

Warning: these figures indicate the number of cases found in the data file. They cannot be interpreted as summary statistics of the population of interest.

# File : AHRI.DREAMS.MultiLevel.ExposureToShuga.2019.v1

## # ms\_knowl\_accept\_proposal: Did Sheila refuse Femi's proposal to marry him?

**Information** [Type= discrete] [Format=numeric] [Range= 0-98] [Missing=\*]

**Statistics [NW/ W]** [Valid=41 /-] [Invalid=3023 /-]

Value	Label	Cases	Percentage
0	No, I have never had it	0	
1	Yes	17	41.5%
2	No	6	14.6%
3	Yes, but not sure about the exact age	0	
90	I am not sure	0	
93	Prefer not to answer	0	
95	Not had sex with this partner in the last 4 weeks	0	
97	N/A	0	
98	Don't know	18	43.9%
Sysmiss		3023	

*Warning: these figures indicate the number of cases found in the data file. They cannot be interpreted as summary statistics of the population of interest.*

## # ms\_knowl\_tried\_to\_force: Did Sizwe try to force himself on Zamo because he thought she slept with every g

**Information** [Type= discrete] [Format=numeric] [Range= 0-98] [Missing=\*]

**Statistics [NW/ W]** [Valid=40 /-] [Invalid=3024 /-]

Value	Label	Cases	Percentage
0	No, I have never had it	0	
1	Yes	24	60.0%
2	No	1	2.5%
3	Yes, but not sure about the exact age	0	
90	I am not sure	0	
93	Prefer not to answer	0	
95	Not had sex with this partner in the last 4 weeks	0	
97	N/A	0	
98	Don't know	15	37.5%
Sysmiss		3024	

*Warning: these figures indicate the number of cases found in the data file. They cannot be interpreted as summary statistics of the population of interest.*

## # ms\_knowl\_got\_back\_together: Did Bongi and Coalstove get back together again?

**Information** [Type= discrete] [Format=numeric] [Range= 0-98] [Missing=\*]

**Statistics [NW/ W]** [Valid=41 /-] [Invalid=3023 /-]

Value	Label	Cases	Percentage
0	No, I have never had it	0	
1	Yes	21	51.2%
2	No	3	7.3%
3	Yes, but not sure about the exact age	0	
90	I am not sure	0	
93	Prefer not to answer	0	
95	Not had sex with this partner in the last 4 weeks	0	
97	N/A	0	
98	Don't know	17	41.5%

# File : AHRI.DREAMS.MultiLevel.ExposureToShuga.2019.v1

## # ms\_knowl\_got\_back\_together: Did Bongi and Coalstove get back together again?

Value	Label	Cases	Percentage
Sysmiss		3023	

Warning: these figures indicate the number of cases found in the data file. They cannot be interpreted as summary statistics of the population of interest.

## # ms\_knowl\_to\_use\_iud: Did the nurse at the clinic advise Bongi not to use an IUD as an on-going contra

Information	[Type= discrete] [Format=numeric] [Range= 0-98] [Missing=*]
Statistics [NW/ W]	[Valid=41 /-] [Invalid=3023 /-]

Value	Label	Cases	Percentage
0	No, I have never had it	0	
1	Yes	25	61.0%
2	No	1	2.4%
3	Yes, but not sure about the exact age	0	
90	I am not sure	0	
93	Prefer not to answer	0	
95	Not had sex with this partner in the last 4 weeks	0	
97	N/A	0	
98	Don't know	15	36.6%
Sysmiss		3023	

Warning: these figures indicate the number of cases found in the data file. They cannot be interpreted as summary statistics of the population of interest.

## # ms\_knowl\_remov\_condom: Did one of Zamo's boyfriends remove the condom without Zamo knowing while they w

Information	[Type= discrete] [Format=numeric] [Range= 0-98] [Missing=*]
Statistics [NW/ W]	[Valid=41 /-] [Invalid=3023 /-]

Value	Label	Cases	Percentage
0	No, I have never had it	0	
1	Yes	25	61.0%
2	No	0	
3	Yes, but not sure about the exact age	0	
90	I am not sure	0	
93	Prefer not to answer	0	
95	Not had sex with this partner in the last 4 weeks	0	
97	N/A	0	
98	Don't know	16	39.0%
Sysmiss		3023	

Warning: these figures indicate the number of cases found in the data file. They cannot be interpreted as summary statistics of the population of interest.

## # ms\_talked\_about\_shuga: Have you talked to anyone about MTV Shuga?

Information	[Type= discrete] [Format=numeric] [Range= 0-98] [Missing=*]
Statistics [NW/ W]	[Valid=41 /-] [Invalid=3023 /-]

Value	Label	Cases	Percentage
0	No, I have never had it	0	
1	Yes	13	31.7%
2	No	22	53.7%
3	Yes, but not sure about the exact age	0	
90	I am not sure	0	

# File : AHRI.DREAMS.MultiLevel.ExposureToShuga.2019.v1

## # ms\_talked\_about\_shuga: Have you talked to anyone about MTV Shuga?

Value	Label	Cases	Percentage
93	Prefer not to answer	1	2.4%
95	Not had sex with this partner in the last 4 weeks	0	
97	N/A	0	
98	Don't know	5	12.2%
Sysmiss		3023	

Warning: these figures indicate the number of cases found in the data file. They cannot be interpreted as summary statistics of the population of interest.

## # ms\_talked\_to\_who\_1: If yes, to who?

Information	[Type= discrete] [Format=numeric] [Range= 1-93] [Missing=*]
Statistics [NW/ W]	[Valid=8 /-] [Invalid=3056 /-]

Value	Label	Cases	Percentage
1	Friends	8	100.0%
2	Sexual partner	0	
3	Boyfriend/girlfriend	0	
4	Family member	0	
5	Other non-family	0	
93	Prefer not to answe	0	
Sysmiss		3056	

Warning: these figures indicate the number of cases found in the data file. They cannot be interpreted as summary statistics of the population of interest.

## # ms\_talked\_to\_who\_4: If yes, to who?

Information	[Type= discrete] [Format=numeric] [Range= 1-93] [Missing=*]
Statistics [NW/ W]	[Valid=3 /-] [Invalid=3061 /-]

Value	Label	Cases	Percentage
1	Friends	0	
2	Sexual partner	0	
3	Boyfriend/girlfriend	0	
4	Family member	3	100.0%
5	Other non-family	0	
93	Prefer not to answe	0	
Sysmiss		3061	

Warning: these figures indicate the number of cases found in the data file. They cannot be interpreted as summary statistics of the population of interest.

## # ms\_talked\_to\_who\_5: If yes, to who?

Information	[Type= discrete] [Format=numeric] [Range= 1-93] [Missing=*]
Statistics [NW/ W]	[Valid=1 /-] [Invalid=3063 /-]

Value	Label	Cases	Percentage
1	Friends	0	
2	Sexual partner	0	
3	Boyfriend/girlfriend	0	
4	Family member	0	
5	Other non-family	1	100.0%
93	Prefer not to answe	0	
Sysmiss		3063	

## File : AHRI.DREAMS.MultiLevel.ExposureToShuga.2019.v1

### # ms\_talked\_to\_who\_5: If yes, to who?

*Warning: these figures indicate the number of cases found in the data file. They cannot be interpreted as summary statistics of the population of interest.*

### # ms\_talked\_to\_who\_93: If yes, to who?

**Information** [Type= discrete] [Format=numeric] [Range= 1-93] [Missing=\*]

**Statistics [NW/ W]** [Valid=1 -/] [Invalid=3063 -/]

Value	Label	Cases	Percentage
1	Friends	0	
2	Sexual partner	0	
3	Boyfriend/girlfriend	0	
4	Family member	0	
5	Other non-family	0	
93	Prefer not to answe	1	100.0%
Sysmiss		3063	

*Warning: these figures indicate the number of cases found in the data file. They cannot be interpreted as summary statistics of the population of interest.*

### # ms\_gbv\_report\_it: Did watching Shuga make you more willing to: Report GBV?

**Information** [Type= discrete] [Format=numeric] [Range= 0-98] [Missing=\*]

**Statistics [NW/ W]** [Valid=115 -/] [Invalid=2949 -/]

Value	Label	Cases	Percentage
0	No, I have never had it	0	
1	Yes	104	90.4%
2	No	9	7.8%
3	Yes, but not sure about the exact age	0	
90	I am not sure	0	
93	Prefer not to answer	2	1.7%
95	Not had sex with this partner in the last 4 weeks	0	
97	N/A	0	
98	Don't know	0	
Sysmiss		2949	

*Warning: these figures indicate the number of cases found in the data file. They cannot be interpreted as summary statistics of the population of interest.*

### # ms\_gbv\_to\_talk\_about\_it: Did watching Shuga make you more willing to: Talk about it?

**Information** [Type= discrete] [Format=numeric] [Range= 0-98] [Missing=\*]

**Statistics [NW/ W]** [Valid=114 -/] [Invalid=2950 -/]




Value	Label	Cases	Percentage
0	No, I have never had it	0	
1	Yes	106	93.0%
2	No	7	6.1%
3	Yes, but not sure about the exact age	0	
90	I am not sure	0	
93	Prefer not to answer	1	0.9%
95	Not had sex with this partner in the last 4 weeks	0	
97	N/A	0	
98	Don't know	0	
Sysmiss		2950	

*Warning: these figures indicate the number of cases found in the data file. They cannot be interpreted as summary statistics of the population of interest.*

## File : AHRI.DREAMS.MultiLevel.ExposureToShuga.2019.v1

### # ms\_gbv\_refer\_for\_help: Did watching Shuga make you more willing to: Help refer affected people for help




<b>Information</b>	[Type= discrete] [Format=numeric] [Range= 0-98] [Missing=*]
<b>Statistics [NW/ W]</b>	[Valid=115 /-] [Invalid=2949 /-]

Value	Label	Cases	Percentage
0	No, I have never had it	0	
1	Yes	104	 90.4%
2	No	6	 5.2%
3	Yes, but not sure about the exact age	0	
90	I am not sure	0	
93	Prefer not to answer	5	 4.3%
95	Not had sex with this partner in the last 4 weeks	0	
97	N/A	0	
98	Don't know	0	
Sysmiss		2949	

*Warning: these figures indicate the number of cases found in the data file. They cannot be interpreted as summary statistics of the population of interest.*

### # ms\_gbv\_help\_stop\_it: Did watching Shuga make you more willing to: Help do something to stop it?




<b>Information</b>	[Type= discrete] [Format=numeric] [Range= 0-98] [Missing=*]
<b>Statistics [NW/ W]</b>	[Valid=114 /-] [Invalid=2950 /-]

Value	Label	Cases	Percentage
0	No, I have never had it	0	
1	Yes	103	 90.4%
2	No	7	 6.1%
3	Yes, but not sure about the exact age	0	
90	I am not sure	0	
93	Prefer not to answer	4	 3.5%
95	Not had sex with this partner in the last 4 weeks	0	
97	N/A	0	
98	Don't know	0	
Sysmiss		2950	

*Warning: these figures indicate the number of cases found in the data file. They cannot be interpreted as summary statistics of the population of interest.*

### # ms\_gbv\_involve\_family: Did watching Shuga make you more willing to: Involve family?

<b>Information</b>	[Type= discrete] [Format=numeric] [Range= 0-98] [Missing=*]
<b>Statistics [NW/ W]</b>	[Valid=115 /-] [Invalid=2949 /-]

Value	Label	Cases	Percentage
0	No, I have never had it	0	
1	Yes	108	 93.9%
2	No	6	 5.2%
3	Yes, but not sure about the exact age	0	
90	I am not sure	0	
93	Prefer not to answer	1	 0.9%
95	Not had sex with this partner in the last 4 weeks	0	
97	N/A	0	
98	Don't know	0	

# File : AHRI.DREAMS.MultiLevel.ExposureToShuga.2019.v1

## # ms\_gbv\_involve\_family: Did watching Shuga make you more willing to: Involve family?

Value	Label	Cases	Percentage
Sysmiss		2949	

Warning: these figures indicate the number of cases found in the data file. They cannot be interpreted as summary statistics of the population of interest.

## # ms\_behav\_ask\_use\_condom: Did watching Shuga make you more willing to: Ask your partner to use condom?

Information	[Type= discrete] [Format=numeric] [Range= 0-98] [Missing=*]
Statistics [NW/ W]	[Valid=115 /-] [Invalid=2949 /-]

Value	Label	Cases	Percentage
0	No, I have never had it	0	
1	Yes	104	90.4%
2	No	9	7.8%
3	Yes, but not sure about the exact age	0	
90	I am not sure	0	
93	Prefer not to answer	2	1.7%
95	Not had sex with this partner in the last 4 weeks	0	
97	N/A	0	
98	Don't know	0	
Sysmiss		2949	

Warning: these figures indicate the number of cases found in the data file. They cannot be interpreted as summary statistics of the population of interest.

## # ms\_behav\_go\_hiv\_test: Did watching Shuga make you more willing to: Go for an HIV test?

Information	[Type= discrete] [Format=numeric] [Range= 0-98] [Missing=*]
Statistics [NW/ W]	[Valid=115 /-] [Invalid=2949 /-]

Value	Label	Cases	Percentage
0	No, I have never had it	0	
1	Yes	107	93.0%
2	No	6	5.2%
3	Yes, but not sure about the exact age	0	
90	I am not sure	0	
93	Prefer not to answer	2	1.7%
95	Not had sex with this partner in the last 4 weeks	0	
97	N/A	0	
98	Don't know	0	
Sysmiss		2949	

Warning: these figures indicate the number of cases found in the data file. They cannot be interpreted as summary statistics of the population of interest.

## # ms\_behav\_help\_pos\_person: Did watching Shuga make you more willing to: Help someone who is HIV positive?

Information	[Type= discrete] [Format=numeric] [Range= 0-98] [Missing=*]
Statistics [NW/ W]	[Valid=115 /-] [Invalid=2949 /-]

Value	Label	Cases	Percentage
0	No, I have never had it	0	
1	Yes	104	90.4%
2	No	8	7.0%
3	Yes, but not sure about the exact age	0	
90	I am not sure	0	

## File : AHRI.DREAMS.MultiLevel.ExposureToShuga.2019.v1

### # ms\_behav\_help\_pos\_person: Did watching Shuga make you more willing to: Help someone who is HIV positive?

Value	Label	Cases	Percentage
93	Prefer not to answer	3	<div><div></div></div> 2.6%
95	Not had sex with this partner in the last 4 weeks	0	
97	N/A	0	
98	Don't know	0	
Sysmiss		2949	

Warning: these figures indicate the number of cases found in the data file. They cannot be interpreted as summary statistics of the population of interest.

### # ms\_intend\_to\_get\_tested: After watching MTV Shuga did you feel like you needed to have an HIV test?

Information	[Type= discrete] [Format=numeric] [Range= 0-98] [Missing=*]
Statistics [NW/ W]	[Valid=115 /-] [Invalid=2949 /-]

Value	Label	Cases	Percentage
0	No, I have never had it	0	
1	Yes	103	<div><div></div></div> 89.6%
2	No	11	<div><div></div></div> 9.6%
3	Yes, but not sure about the exact age	0	
90	I am not sure	0	
93	Prefer not to answer	1	<div><div></div></div> 0.9%
95	Not had sex with this partner in the last 4 weeks	0	
97	N/A	0	
98	Don't know	0	
Sysmiss		2949	

Warning: these figures indicate the number of cases found in the data file. They cannot be interpreted as summary statistics of the population of interest.

### # ms\_intend\_use\_contracept: After watching MTV Shuga did you feel like you needed to start using contracepti

Information	[Type= discrete] [Format=numeric] [Range= 0-98] [Missing=*]
Statistics [NW/ W]	[Valid=115 /-] [Invalid=2949 /-]

Value	Label	Cases	Percentage
0	No, I have never had it	0	
1	Yes	106	<div><div></div></div> 92.2%
2	No	8	<div><div></div></div> 7.0%
3	Yes, but not sure about the exact age	0	
90	I am not sure	0	
93	Prefer not to answer	1	<div><div></div></div> 0.9%
95	Not had sex with this partner in the last 4 weeks	0	
97	N/A	0	
98	Don't know	0	
Sysmiss		2949	

Warning: these figures indicate the number of cases found in the data file. They cannot be interpreted as summary statistics of the population of interest.

### # ms\_intend\_pract\_safe\_sex: After watching MTV Shuga did you feel like you needed to practise safer sex (Or

Information	[Type= discrete] [Format=numeric] [Range= 0-98] [Missing=*]
Statistics [NW/ W]	[Valid=115 /-] [Invalid=2949 /-]

Value	Label	Cases	Percentage
0	No, I have never had it	0	

## File : AHRI.DREAMS.MultiLevel.ExposureToShuga.2019.v1

### # ms\_intend\_pract\_safe\_sex: After watching MTV Shuga did you feel like you needed to practise safer sex (Or

Value	Label	Cases	Percentage
1	Yes	109	94.8%
2	No	4	3.5%
3	Yes, but not sure about the exact age	0	
90	I am not sure	0	
93	Prefer not to answer	2	1.7%
95	Not had sex with this partner in the last 4 weeks	0	
97	N/A	0	
98	Don't know	0	
Sysmiss		2949	

Warning: these figures indicate the number of cases found in the data file. They cannot be interpreted as summary statistics of the population of interest.

### # ms\_intend\_start\_prep: After watching MTV Shuga did you feel like you needed to start using PreP?

Information	[Type= discrete] [Format=numeric] [Range= 0-98] [Missing=*]
Statistics [NW/ W]	[Valid=115 /-] [Invalid=2949 /-]

Value	Label	Cases	Percentage
0	No, I have never had it	0	
1	Yes	85	73.9%
2	No	28	24.3%
3	Yes, but not sure about the exact age	0	
90	I am not sure	0	
93	Prefer not to answer	2	1.7%
95	Not had sex with this partner in the last 4 weeks	0	
97	N/A	0	
98	Don't know	0	
Sysmiss		2949	




Warning: these figures indicate the number of cases found in the data file. They cannot be interpreted as summary statistics of the population of interest.

# ms_charid_had_fav_charac: Did you have any favorite character in MTV Shuga Down South?			
Information	[Type= discrete] [Format=numeric] [Range= 0-98] [Missing=*]		
Statistics [NW/ W]	[Valid=41 /-] [Invalid=3023 /-]		
Value	Label	Cases	Percentage
0	No, I have never had it	0	
1	Yes	28	68.3%
2	No	11	26.8%
3	Yes, but not sure about the exact age	0	
90	I am not sure	0	
93	Prefer not to answer	2	4.9%
95	Not had sex with this partner in the last 4 weeks	0	
97	N/A	0	
98	Don't know	0	
Sysmiss		3023	
Warning: these figures indicate the number of cases found in the data file. They cannot be interpreted as summary statistics of the population of interest.			
# ms_charid_had_rel_charac: Did you have a character that you related to?			
Information	[Type= discrete] [Format=numeric] [Range= 0-98] [Missing=*]		
Statistics [NW/ W]	[Valid=41 /-] [Invalid=3023 /-]		
Value	Label	Cases	Percentage
0	No, I have never had it	0	
1	Yes	9	22.0%
2	No	25	61.0%
3	Yes, but not sure about the exact age	0	
90	I am not sure	0	
93	Prefer not to answer	7	17.1%
95	Not had sex with this partner in the last 4 weeks	0	
97	N/A	0	
98	Don't know	0	
Sysmiss		3023	
Warning: these figures indicate the number of cases found in the data file. They cannot be interpreted as summary statistics of the population of interest.			
# ms_charid_your_rel_charac: Who was the character that you related to?			
Information	[Type= discrete] [Format=numeric] [Range= 1-96] [Missing=*]		
Statistics [NW/ W]	[Valid=9 /-] [Invalid=3055 /-]		
Value	Label	Cases	Percentage
1	Bongi	1	11.1%
2	Clint	0	
3	Coalstove	1	11.1%
4	Femi	0	
5	Ipeleng	1	11.1%
6	Khensani	0	
7	Leo	0	
8	Q	1	11.1%
9	Reggie	3	33.3%
10	Rakeem	0	
11	Sheila	0	

# ms_charid_your_rel_charac: Who was the character that you related to?			
Value	Label	Cases	Percentage
12	Sizwe	0	<div><div></div></div> 11.1%
13	Sol	1	
14	Storm	0	
15	Tsholofela	0	
16	Zamo	1	
96	Other specify	0	<div><div></div></div> 11.1%
Sysmiss		3055	
Warning: these figures indicate the number of cases found in the data file. They cannot be interpreted as summary statistics of the population of interest.			
# ms_charid_your_fav_oth: Please specify details on the other favorite character you had			
Information	[Type= discrete] [Format=character] [Missing=*]		
Statistics [NW/ W]	[Valid=0 /-] [Invalid=0 /-]		
# ms_socm_fav_media_platf: What is your favorite social media platform for messaging?			
Information	[Type= discrete] [Format=numeric] [Range= 1-96] [Missing=*]		
Statistics [NW/ W]	[Valid=2394 /-] [Invalid=670 /-]		
Value	Label	Cases	Percentage
1	Facebook	1089	<div><div></div></div> 45.5%
2	Instagram	27	<div><div></div></div> 1.1%
3	Snapchat	1	<div><div></div></div> 0.0%
4	Twitter	17	<div><div></div></div> 0.7%
5	You Tube	9	<div><div></div></div> 0.4%
6	What's App	655	<div><div></div></div> 27.4%
7	WeChat	2	<div><div></div></div> 0.1%
8	SMS	45	<div><div></div></div> 1.9%
9	I don't use anything	519	<div><div></div></div> 21.7%
96	Other specify	30	<div><div></div></div> 1.3%
Sysmiss		670	
Warning: these figures indicate the number of cases found in the data file. They cannot be interpreted as summary statistics of the population of interest.			
# ms_socm_fav_media_oth: Please specify details on the other favorite media platform			
Information	[Type= discrete] [Format=character] [Missing=*]		
Statistics [NW/ W]	[Valid=30 /-] [Invalid=0 /-]		
# ms_socm_use_phone_for_1: What do you use your mobile phone for?			
Information	[Type= discrete] [Format=numeric] [Range= 1-96] [Missing=*]		
Statistics [NW/ W]	[Valid=1914 /-] [Invalid=1150 /-]		
Value	Label	Cases	Percentage
1	Phone calls	1914	<div><div></div></div> 100.0%
2	SMS	0	
3	Taking pictures	0	
4	Watching movies	0	
5	Chat on Social media	0	
6	I don't have a phone	0	
7	Internet	0	
8	Playing games	0	

# ms_socm_use_phone_for_1: What do you use your mobile phone for?			
Value	Label	Cases	Percentage
93	Prefer not to answer	0	
96	Other specify	0	
Sysmiss		1150	
Warning: these figures indicate the number of cases found in the data file. They cannot be interpreted as summary statistics of the population of interest.			
# ms_socm_use_phone_for_2: What do you use your mobile phone for?			
Information	[Type= discrete] [Format=numeric] [Range= 1-96] [Missing=*]		
Statistics [NW/ W]	[Valid=1066 /-] [Invalid=1998 /-]		
Value	Label	Cases	Percentage
1	Phone calls	0	
2	SMS	1066	100.0%
3	Taking pictures	0	
4	Watching movies	0	
5	Chat on Social media	0	
6	I don't have a phone	0	
7	Internet	0	
8	Playing games	0	
93	Prefer not to answer	0	
96	Other specify	0	
Sysmiss		1998	
Warning: these figures indicate the number of cases found in the data file. They cannot be interpreted as summary statistics of the population of interest.			
# ms_socm_use_phone_for_3: What do you use your mobile phone for?			
Information	[Type= discrete] [Format=numeric] [Range= 1-96] [Missing=*]		
Statistics [NW/ W]	[Valid=798 /-] [Invalid=2266 /-]		
Value	Label	Cases	Percentage
1	Phone calls	0	
2	SMS	0	
3	Taking pictures	798	100.0%
4	Watching movies	0	
5	Chat on Social media	0	
6	I don't have a phone	0	
7	Internet	0	
8	Playing games	0	
93	Prefer not to answer	0	
96	Other specify	0	
Sysmiss		2266	
Warning: these figures indicate the number of cases found in the data file. They cannot be interpreted as summary statistics of the population of interest.			
# ms_socm_use_phone_for_4: What do you use your mobile phone for?			
Information	[Type= discrete] [Format=numeric] [Range= 1-96] [Missing=*]		
Statistics [NW/ W]	[Valid=370 /-] [Invalid=2694 /-]		
Value	Label	Cases	Percentage
1	Phone calls	0	
2	SMS	0	
3	Taking pictures	0	

# ms_socm_use_phone_for_4: What do you use your mobile phone for?				
Value	Label	Cases	Percentage	
4	Watching movies	370	<div><div></div></div> 100.0%	
5	Chat on Social media	0		
6	I don't have a phone	0		
7	Internet	0		
8	Playing games	0		
93	Prefer not to answer	0		
96	Other specify	0		
Sysmiss		2694		
Warning: these figures indicate the number of cases found in the data file. They cannot be interpreted as summary statistics of the population of interest.				
# ms_socm_use_phone_for_5: What do you use your mobile phone for?				
Information	[Type= discrete] [Format=numeric] [Range= 1-96] [Missing=*]			
Statistics [NW/ W]	[Valid=1467 /-] [Invalid=1597 /-]			
Value	Label	Cases	Percentage	
1	Phone calls	0	<div><div></div></div> 100.0%	
2	SMS	0		
3	Taking pictures	0		
4	Watching movies	0		
5	Chat on Social media	1467		
6	I don't have a phone	0		
7	Internet	0		
8	Playing games	0		
93	Prefer not to answer	0		
96	Other specify	0		
Sysmiss		1597		
Warning: these figures indicate the number of cases found in the data file. They cannot be interpreted as summary statistics of the population of interest.				
# ms_socm_use_phone_for_6: What do you use your mobile phone for?				
Information	[Type= discrete] [Format=numeric] [Range= 1-96] [Missing=*]			
Statistics [NW/ W]	[Valid=286 /-] [Invalid=2778 /-]			
Value	Label	Cases	Percentage	
1	Phone calls	0	<div><div></div></div> 100.0%	
2	SMS	0		
3	Taking pictures	0		
4	Watching movies	0		
5	Chat on Social media	0		
6	I don't have a phone	286		
7	Internet	0		
8	Playing games	0		
93	Prefer not to answer	0		
96	Other specify	0		
Sysmiss		2778		
Warning: these figures indicate the number of cases found in the data file. They cannot be interpreted as summary statistics of the population of interest.				
# ms_socm_use_phone_for_7: What do you use your mobile phone for?				
Information	[Type= discrete] [Format=numeric] [Range= 1-96] [Missing=*]			

# ms_socm_use_phone_for_7: What do you use your mobile phone for?			
Statistics [NW/ W]		[Valid=698 /-] [Invalid=2366 /-]	
Value	Label	Cases	Percentage
1	Phone calls	0	 100.0%
2	SMS	0	
3	Taking pictures	0	
4	Watching movies	0	
5	Chat on Social media	0	
6	I don't have a phone	0	
7	Internet	698	
8	Playing games	0	
93	Prefer not to answer	0	
96	Other specify	0	
Sysmiss		2366	
Warning: these figures indicate the number of cases found in the data file. They cannot be interpreted as summary statistics of the population of interest.			
# ms_socm_use_phone_for_8: What do you use your mobile phone for?			
Information		[Type= discrete] [Format=numeric] [Range= 1-96] [Missing=*]	
Statistics [NW/ W]		[Valid=255 /-] [Invalid=2809 /-]	
Value	Label	Cases	Percentage
1	Phone calls	0	 100.0%
2	SMS	0	
3	Taking pictures	0	
4	Watching movies	0	
5	Chat on Social media	0	
6	I don't have a phone	0	
7	Internet	0	
8	Playing games	255	
93	Prefer not to answer	0	
96	Other specify	0	
Sysmiss		2809	
Warning: these figures indicate the number of cases found in the data file. They cannot be interpreted as summary statistics of the population of interest.			
# ms_socm_use_phone_for_93: What do you use your mobile phone for?			
Information		[Type= discrete] [Format=numeric] [Range= 1-96] [Missing=*]	
Statistics [NW/ W]		[Valid=1 /-] [Invalid=3063 /-]	
Value	Label	Cases	Percentage
1	Phone calls	0	 100.0%
2	SMS	0	
3	Taking pictures	0	
4	Watching movies	0	
5	Chat on Social media	0	
6	I don't have a phone	0	
7	Internet	0	
8	Playing games	0	
93	Prefer not to answer	1	
96	Other specify	0	

# ms_socm_use_phone_for_93: What do you use your mobile phone for?			
Value	Label	Cases	Percentage
Sysmiss		3063	
Warning: these figures indicate the number of cases found in the data file. They cannot be interpreted as summary statistics of the population of interest.			
# ms_socm_use_phone_for_96: What do you use your mobile phone for?			
Information	[Type= discrete] [Format=numeric] [Range= 1-96] [Missing=*]		
Statistics [NW/ W]	[Valid=209 /-] [Invalid=2855 /-]		
Value	Label	Cases	Percentage
1	Phone calls	0	
2	SMS	0	
3	Taking pictures	0	
4	Watching movies	0	
5	Chat on Social media	0	
6	I don't have a phone	0	
7	Internet	0	
8	Playing games	0	
93	Prefer not to answer	0	
96	Other specify	209	100.0%
Sysmiss		2855	
Warning: these figures indicate the number of cases found in the data file. They cannot be interpreted as summary statistics of the population of interest.			
# ms_socm_use_phone_oth: Specify other uses of your mobile phone			
Information	[Type= discrete] [Format=character] [Missing=*]		
Statistics [NW/ W]	[Valid=208 /-] [Invalid=0 /-]		
# ms_know_hiv_prevent_1: Which method do you use/have you used to avoid getting HIV?			
Information	[Type= discrete] [Format=numeric] [Range= 1-96] [Missing=*]		
Statistics [NW/ W]	[Valid=9 /-] [Invalid=3055 /-]		
Value	Label	Cases	Percentage
1	PrEP	9	100.0%
2	Condoms	0	
3	PEP	0	
4	None	0	
5	Never had sex	0	
96	Other specify	0	
Sysmiss		3055	
Warning: these figures indicate the number of cases found in the data file. They cannot be interpreted as summary statistics of the population of interest.			
# ms_know_hiv_prevent_2: Which method do you use/have you used to avoid getting HIV?			
Information	[Type= discrete] [Format=numeric] [Range= 1-96] [Missing=*]		
Statistics [NW/ W]	[Valid=1333 /-] [Invalid=1731 /-]		
Value	Label	Cases	Percentage
1	PrEP	0	
2	Condoms	1333	100.0%
3	PEP	0	
4	None	0	
5	Never had sex	0	

# ms_know_hiv_prevent_2: Which method do you use/have you used to avoid getting HIV?			
Value	Label	Cases	Percentage
96	Other specify	0	
Sysmiss		1731	
Warning: these figures indicate the number of cases found in the data file. They cannot be interpreted as summary statistics of the population of interest.			
# ms_know_hiv_prevent_3: Which method do you use/have you used to avoid getting HIV?			
Information	[Type= discrete] [Format=numeric] [Range= 1-96] [Missing=*]		
Statistics [NW/ W]	[Valid=1 -/] [Invalid=3063 -/]		
Value	Label	Cases	Percentage
1	PrEP	0	
2	Condoms	0	
3	PEP	1	100.0%
4	None	0	
5	Never had sex	0	
96	Other specify	0	
Sysmiss		3063	
Warning: these figures indicate the number of cases found in the data file. They cannot be interpreted as summary statistics of the population of interest.			
# ms_know_hiv_prevent_4: Which method do you use/have you used to avoid getting HIV?			
Information	[Type= discrete] [Format=numeric] [Range= 1-96] [Missing=*]		
Statistics [NW/ W]	[Valid=331 -/] [Invalid=2733 -/]		
Value	Label	Cases	Percentage
1	PrEP	0	
2	Condoms	0	
3	PEP	0	
4	None	331	100.0%
5	Never had sex	0	
96	Other specify	0	
Sysmiss		2733	
Warning: these figures indicate the number of cases found in the data file. They cannot be interpreted as summary statistics of the population of interest.			
# ms_know_hiv_prevent_5: Which method do you use/have you used to avoid getting HIV?			
Information	[Type= discrete] [Format=numeric] [Range= 1-96] [Missing=*]		
Statistics [NW/ W]	[Valid=591 -/] [Invalid=2473 -/]		
Value	Label	Cases	Percentage
1	PrEP	0	
2	Condoms	0	
3	PEP	0	
4	None	0	
5	Never had sex	591	100.0%
96	Other specify	0	
Sysmiss		2473	
Warning: these figures indicate the number of cases found in the data file. They cannot be interpreted as summary statistics of the population of interest.			
# ms_know_hiv_prevent_96: Which method do you use/have you used to avoid getting HIV?			
Information	[Type= discrete] [Format=numeric] [Range= 1-96] [Missing=*]		
Statistics [NW/ W]	[Valid=8 -/] [Invalid=3056 -/]		

# ms_know_hiv_prevent_96: Which method do you use/have you used to avoid getting HIV?			
Value	Label	Cases	Percentage
1	PrEP	0	
2	Condoms	0	
3	PEP	0	
4	None	0	
5	Never had sex	0	
96	Other specify	8	<div><div></div></div> 100.0%
Sysmiss		3056	
Warning: these figures indicate the number of cases found in the data file. They cannot be interpreted as summary statistics of the population of interest.			
# ms_know_hiv_prevent_oth: Please specify details on the other method to avoid getting HIV			
Information	[Type= discrete] [Format=character] [Missing=*]		
Statistics [NW/ W]	[Valid=9 /-] [Invalid=0 /-]		
# ms_stigma_relav_hiv_pos: Would you be willing to be in a romantic relationship with someone who is HIV+?			
Information	[Type= discrete] [Format=numeric] [Range= 0-98] [Missing=*]		
Statistics [NW/ W]	[Valid=2395 /-] [Invalid=669 /-]		
Value	Label	Cases	Percentage
0	No, I have never had it	0	
1	Yes	794	<div><div></div></div> 33.2%
2	No	1350	<div><div></div></div> 56.4%
3	Yes, but not sure about the exact age	0	
90	I am not sure	106	<div><div></div></div> 4.4%
93	Prefer not to answer	5	<div><div></div></div> 0.2%
95	Not had sex with this partner in the last 4 weeks	0	
97	N/A	0	
98	Don't know	140	<div><div></div></div> 5.8%
Sysmiss		669	
Warning: these figures indicate the number of cases found in the data file. They cannot be interpreted as summary statistics of the population of interest.			
# ms_stigma_att_supp_group: Would you support a friend or romantic partner with HIV by going to an HIV suppo			
Information	[Type= discrete] [Format=numeric] [Range= 0-98] [Missing=*]		
Statistics [NW/ W]	[Valid=2395 /-] [Invalid=669 /-]		
Value	Label	Cases	Percentage
0	No, I have never had it	0	
1	Yes	2212	<div><div></div></div> 92.4%
2	No	103	<div><div></div></div> 4.3%
3	Yes, but not sure about the exact age	0	
90	I am not sure	26	<div><div></div></div> 1.1%
93	Prefer not to answer	4	<div><div></div></div> 0.2%
95	Not had sex with this partner in the last 4 weeks	0	
97	N/A	0	
98	Don't know	50	<div><div></div></div> 2.1%
Sysmiss		669	
Warning: these figures indicate the number of cases found in the data file. They cannot be interpreted as summary statistics of the population of interest.			
# ms_stigma_samesex_relav: Do you think your community would judge negatively men and women in same-sex rel			
Information	[Type= discrete] [Format=numeric] [Range= 0-98] [Missing=*]		

# ms_stigma_samesex_rel: Do you think your community would judge negatively men and women in same-sex rel			
Statistics [NW/ W]		[Valid=2395 /-] [Invalid=669 /-]	
Value	Label	Cases	Percentage
0	No, I have never had it	0	
1	Yes	1210	<div></div> 50.5%
2	No	809	<div></div> 33.8%
3	Yes, but not sure about the exact age	0	
90	I am not sure	83	<div></div> 3.5%
93	Prefer not to answer	8	<div></div> 0.3%
95	Not had sex with this partner in the last 4 weeks	0	
97	N/A	0	
98	Don't know	285	<div></div> 11.9%
Sysmiss		669	
Warning: these figures indicate the number of cases found in the data file. They cannot be interpreted as summary statistics of the population of interest.			

# File : AHRI.DREAMS.MultiLevel.IndivEduEcoNutritionSituation.2019.v1

## # project\_id: REDCap Project Identifier

Information	[Type= discrete] [Format=numeric] [Range= 463-463] [Missing=*]
Statistics [NW/ W]	[Valid=3064 /-] [Invalid=0 /-]

## # event\_id: REDCap Event Identifier

Information	[Type= discrete] [Format=numeric] [Range= 1372-1372] [Missing=*]
Statistics [NW/ W]	[Valid=3064 /-] [Invalid=0 /-]

## # cohort: Cohort Description

Information	[Type= discrete] [Format=character] [Missing=*]
Statistics [NW/ W]	[Valid=3064 /-] [Invalid=0 /-]

## # round: Round Description

Information	[Type= discrete] [Format=character] [Missing=*]
Statistics [NW/ W]	[Valid=3064 /-] [Invalid=0 /-]

## # IIntId: Individual ID

Information	[Type= continuous] [Format=numeric] [Range= 261-220477] [Missing=*]
Statistics [NW/ W]	[Valid=3064 /-] [Invalid=0 /-] [Mean=89193.296 /-] [StdDev=49808.601 /-]

## # ie\_inschool: Are you currently still in school?

Information	[Type= discrete] [Format=numeric] [Range= 0-98] [Missing=*]
Statistics [NW/ W]	[Valid=2395 /-] [Invalid=669 /-]

Value	Label	Cases	Percentage
0	No, I have never had it	0	
1	Yes	1127	47.1%
2	No	1267	52.9%
3	Yes, but not sure about the exact age	0	
90	I am not sure	0	
93	Prefer not to answer	1	0.0%
95	Not had sex with this partner in the last 4 weeks	0	
97	N/A	0	
98	Don't know	0	
Sysmiss		669	

Warning: these figures indicate the number of cases found in the data file. They cannot be interpreted as summary statistics of the population of interest.

## # ie\_prev\_inschool\_state: Where you still in school the last time we saw you?

Information	[Type= discrete] [Format=numeric] [Range= 0-98] [Missing=*]
Statistics [NW/ W]	[Valid=1429 /-] [Invalid=1635 /-]

Value	Label	Cases	Percentage
0	No, I have never had it	0	
1	Yes	1428	99.9%
2	No	0	
3	Yes, but not sure about the exact age	0	
90	I am not sure	0	
93	Prefer not to answer	1	0.1%
95	Not had sex with this partner in the last 4 weeks	0	

# File : AHRI.DREAMS.MultiLevel.IndivEduEcoNutritionSituation.2019.v1

## # ie\_prev\_inschool\_state: Where you still in school the last time we saw you?

Value	Label	Cases	Percentage
97	N/A	0	
98	Don't know	0	
Sysmiss		1635	

Warning: these figures indicate the number of cases found in the data file. They cannot be interpreted as summary statistics of the population of interest.

## # ie\_schoolgrade: In which grade are you? (Grade 1

Information	[Type= continuous] [Format=numeric] [Range= 5-80] [Missing=*]
Statistics [NW/ W]	[Valid=1127 /-] [Invalid=1937 /-] [Mean=9.757 /-] [StdDev=2.588 /-]

## # ie\_daysabssch: How many days were you absent from school?

Information	[Type= continuous] [Format=numeric] [Range= 0-60] [Missing=*]
Statistics [NW/ W]	[Valid=1127 /-] [Invalid=1937 /-] [Mean=1.57 /-] [StdDev=3.154 /-]

## # ie\_schabsreas\_1: What were the main reasons why you were absent? [Don't read responses. Select al

Information	[Type= discrete] [Format=numeric] [Range= 1-96] [Missing=*]
Statistics [NW/ W]	[Valid=255 /-] [Invalid=2809 /-]

Value	Label	Cases	Percentage
1	Health/illness: Went to the doctor / sickness or injury	255	100.0%
2	Weather conditions / floods/ too hot	0	
3	Family responsibilities: Visiting relatives, was out of town/funeral/ relative died/looking after family member/child watched livestock/ child was working/collecting social grant	0	
4	Institutional/in-school factors: educator was absent/educator victimises learner/assaulted by the educator/educator attending course/exam period/no feeding scheme that day/ school opened earlier than expected	0	
5	Financial/cost of education: financial problems/school fees unpaid/ no transport money/did not go on a school trip/did not have complete uniform	0	
6	Child/youth did not want to go to school	0	
7	Transport and physical access: Transport unavailable/school is far away	0	
8	Child/youth was running late for school/fear of punishment	0	
9	Age: Feeling too old/too young to attend school	0	
10	Learning Disabilities/ Learning difficulties/Difficulty coping academically	0	
11	Food insecurity: no or little food	0	
12	Pregnancy	0	
13	Not accepted for enrolment	0	
14	Boredom with school/subject	0	
15	Violence in school/bullying/doesn't feel safe travelling or walking to school	0	
96	Other	0	
Sysmiss		2809	

Warning: these figures indicate the number of cases found in the data file. They cannot be interpreted as summary statistics of the population of interest.

## # ie\_schabsreas\_14: What were the main reasons why you were absent? [Don't read responses. Select al

Information	[Type= discrete] [Format=numeric] [Range= 1-96] [Missing=*]
-------------	---

# File : AHRI.DREAMS.MultiLevel.IndivEduEcoNutritionSituation.2019.v1

## # ie\_schabsreas\_14: What were the main reasons why you were absent? [Don't read responses. Select al

Statistics [NW/ W] [Valid=32 /-] [Invalid=3032 /-]

Value	Label	Cases	Percentage
1	Health/illness: Went to the doctor / sickness or injury	0	
2	Weather conditions / floods/ too hot	0	
3	Family responsibilities: Visiting relatives, was out of town/funeral/ relative died/looking after family member/child watched livestock/ child was working/collecting social grant	0	
4	Institutional/in-school factors: educator was absent/educator victimises learner/assaulted by the educator/educator attending course/exam period/no feeding scheme that day/ school opened earlier than expected	0	
5	Financial/cost of education: financial problems/school fees unpaid/ no transport money/did not go on a school trip/did not have complete uniform	0	
6	Child/youth did not want to go to school	0	
7	Transport and physical access: Transport unavailable/school is far away	0	
8	Child/youth was running late for school/fear of punishment	0	
9	Age: Feeling too old/too young to attend school	0	
10	Learning Disabilities/ Learning difficulties/Difficulty coping academically	0	
11	Food insecurity: no or little food	0	
12	Pregnancy	0	
13	Not accepted for enrolment	0	
14	Boredom with school/subject	32	100.0%
15	Violence in school/bullying/doesn't feel safe travelling or walking to school	0	
96	Other	0	
Sysmiss		3032	

Warning: these figures indicate the number of cases found in the data file. They cannot be interpreted as summary statistics of the population of interest.

## # ie\_schabsreas\_15: What were the main reasons why you were absent? [Don't read responses. Select al

Information [Type= discrete] [Format=numeric] [Range= 1-96] [Missing=\*]

Statistics [NW/ W] [Valid=4 /-] [Invalid=3060 /-]

Value	Label	Cases	Percentage
1	Health/illness: Went to the doctor / sickness or injury	0	
2	Weather conditions / floods/ too hot	0	
3	Family responsibilities: Visiting relatives, was out of town/funeral/ relative died/looking after family member/child watched livestock/ child was working/collecting social grant	0	
4	Institutional/in-school factors: educator was absent/educator victimises learner/assaulted by the educator/educator attending course/exam period/no feeding scheme that day/ school opened earlier than expected	0	
5	Financial/cost of education: financial problems/school fees unpaid/ no transport money/did not go on a school trip/did not have complete uniform	0	
6	Child/youth did not want to go to school	0	
7	Transport and physical access: Transport unavailable/school is far away	0	

# File : AHRI.DREAMS.MultiLevel.IndivEduEcoNutritionSituation.2019.v1

## # ie\_schabsreas\_15: What were the main reasons why you were absent? [Don't read responses. Select al

Value	Label	Cases	Percentage
8	Child/youth was running late for school/fear of punishment	0	
9	Age: Feeling too old/too young to attend school	0	
10	Learning Disabilities/ Learning difficulties/Difficulty coping academically	0	
11	Food insecurity: no or little food	0	
12	Pregnancy	0	
13	Not accepted for enrolment	0	
14	Boredom with school/subject	0	
15	Violence in school/bullying/doesn't feel safe travelling or walking to school	4	100.0%
96	Other	0	
Sysmiss		3060	

Warning: these figures indicate the number of cases found in the data file. They cannot be interpreted as summary statistics of the population of interest.

## # ie\_schabsreas\_2: What were the main reasons why you were absent? [Don't read responses. Select al

Information	[Type= discrete] [Format=numeric] [Range= 1-96] [Missing=*]
Statistics [NW/ W]	[Valid=106 /-] [Invalid=2958 /-]

Value	Label	Cases	Percentage
1	Health/illness: Went to the doctor / sickness or injury	0	
2	Weather conditions / floods/ too hot	106	100.0%
3	Family responsibilities: Visiting relatives, was out of town/funeral/ relative died/looking after family member/child watched livestock/ child was working/collecting social grant	0	
4	Institutional/in-school factors: educator was absent/educator victimises learner/assaulted by the educator/educator attending course/exam period/no feeding scheme that day/ school opened earlier than expected	0	
5	Financial/cost of education: financial problems/school fees unpaid/ no transport money/did not go on a school trip/did not have complete uniform	0	
6	Child/youth did not want to go to school	0	
7	Transport and physical access: Transport unavailable/school is far away	0	
8	Child/youth was running late for school/fear of punishment	0	
9	Age: Feeling too old/too young to attend school	0	
10	Learning Disabilities/ Learning difficulties/Difficulty coping academically	0	
11	Food insecurity: no or little food	0	
12	Pregnancy	0	
13	Not accepted for enrolment	0	
14	Boredom with school/subject	0	
15	Violence in school/bullying/doesn't feel safe travelling or walking to school	0	
96	Other	0	
Sysmiss		2958	

Warning: these figures indicate the number of cases found in the data file. They cannot be interpreted as summary statistics of the population of interest.

# File : AHRI.DREAMS.MultiLevel.IndivEduEcoNutritionSituation.2019.v1

## # ie\_schabsreas\_3: What were the main reasons why you were absent? [Don't read responses. Select al

<b>Information</b>	[Type= discrete] [Format=numeric] [Range= 1-96] [Missing=*]
<b>Statistics [NW/ W]</b>	[Valid=24 /-] [Invalid=3040 /-]

Value	Label	Cases	Percentage
1	Health/illness: Went to the doctor / sickness or injury	0	
2	Weather conditions / floods/ too hot	0	
3	Family responsibilities: Visiting relatives, was out of town/funeral/ relative died/looking after family member/child watched livestock/ child was working/collecting social grant	24	100.0%
4	Institutional/in-school factors: educator was absent/educator victimises learner/assaulted by the educator/educator attending course/exam period/no feeding scheme that day/ school opened earlier than expected	0	
5	Financial/cost of education: financial problems/school fees unpaid/ no transport money/did not go on a school trip/did not have complete uniform	0	
6	Child/youth did not want to go to school	0	
7	Transport and physical access: Transport unavailable/school is far away	0	
8	Child/youth was running late for school/fear of punishment	0	
9	Age: Feeling too old/too young to attend school	0	
10	Learning Disabilities/ Learning difficulties/Difficulty coping academically	0	
11	Food insecurity: no or little food	0	
12	Pregnancy	0	
13	Not accepted for enrolment	0	
14	Boredom with school/subject	0	
15	Violence in school/bullying/doesn't feel safe travelling or walking to school	0	
96	Other	0	
Sysmiss		3040	

Warning: these figures indicate the number of cases found in the data file. They cannot be interpreted as summary statistics of the population of interest.

## # ie\_schabsreas\_4: What were the main reasons why you were absent? [Don't read responses. Select al

<b>Information</b>	[Type= discrete] [Format=numeric] [Range= 1-96] [Missing=*]
<b>Statistics [NW/ W]</b>	[Valid=37 /-] [Invalid=3027 /-]

Value	Label	Cases	Percentage
1	Health/illness: Went to the doctor / sickness or injury	0	
2	Weather conditions / floods/ too hot	0	
3	Family responsibilities: Visiting relatives, was out of town/funeral/ relative died/looking after family member/child watched livestock/ child was working/collecting social grant	0	
4	Institutional/in-school factors: educator was absent/educator victimises learner/assaulted by the educator/educator attending course/exam period/no feeding scheme that day/ school opened earlier than expected	37	100.0%
5	Financial/cost of education: financial problems/school fees unpaid/ no transport money/did not go on a school trip/did not have complete uniform	0	
6	Child/youth did not want to go to school	0	

# File : AHRI.DREAMS.MultiLevel.IndivEduEcoNutritionSituation.2019.v1

## # ie\_schabsreas\_4: What were the main reasons why you were absent? [Don't read responses. Select al

Value	Label	Cases	Percentage
7	Transport and physical access: Transport unavailable/school is far away	0	
8	Child/youth was running late for school/fear of punishment	0	
9	Age: Feeling too old/too young to attend school	0	
10	Learning Disabilities/ Learning difficulties/Difficulty coping academically	0	
11	Food insecurity: no or little food	0	
12	Pregnancy	0	
13	Not accepted for enrolment	0	
14	Boredom with school/subject	0	
15	Violence in school/bullying/doesn't feel safe travelling or walking to school	0	
96	Other	0	
Sysmiss		3027	

Warning: these figures indicate the number of cases found in the data file. They cannot be interpreted as summary statistics of the population of interest.

## # ie\_schabsreas\_5: What were the main reasons why you were absent? [Don't read responses. Select al

Information	[Type= discrete] [Format=numeric] [Range= 1-96] [Missing=*]
Statistics [NW/ W]	[Valid=8 /-] [Invalid=3056 /-]

Value	Label	Cases	Percentage
1	Health/illness: Went to the doctor / sickness or injury	0	
2	Weather conditions / floods/ too hot	0	
3	Family responsibilities: Visiting relatives, was out of town/funeral/ relative died/looking after family member/child watched livestock/ child was working/collecting social grant	0	
4	Institutional/in-school factors: educator was absent/educator victimises learner/assaulted by the educator/educator attending course/exam period/no feeding scheme that day/ school opened earlier than expected	0	
5	Financial/cost of education: financial problems/school fees unpaid/ no transport money/did not go on a school trip/did not have complete uniform	8	100.0%
6	Child/youth did not want to go to school	0	
7	Transport and physical access: Transport unavailable/school is far away	0	
8	Child/youth was running late for school/fear of punishment	0	
9	Age: Feeling too old/too young to attend school	0	
10	Learning Disabilities/ Learning difficulties/Difficulty coping academically	0	
11	Food insecurity: no or little food	0	
12	Pregnancy	0	
13	Not accepted for enrolment	0	
14	Boredom with school/subject	0	
15	Violence in school/bullying/doesn't feel safe travelling or walking to school	0	
96	Other	0	
Sysmiss		3056	

Warning: these figures indicate the number of cases found in the data file. They cannot be interpreted as summary statistics of the population of interest.

# File : AHRI.DREAMS.MultiLevel.IndivEduEcoNutritionSituation.2019.v1

## # ie\_schabsreas\_6: What were the main reasons why you were absent? [Don't read responses. Select al

<b>Information</b>	[Type= discrete] [Format=numeric] [Range= 1-96] [Missing=*]
<b>Statistics [NW/ W]</b>	[Valid=26 /-] [Invalid=3038 /-]

Value	Label	Cases	Percentage
1	Health/illness: Went to the doctor / sickness or injury	0	
2	Weather conditions / floods/ too hot	0	
3	Family responsibilities: Visiting relatives, was out of town/funeral/ relative died/looking after family member/child watched livestock/ child was working/collecting social grant	0	
4	Institutional/in-school factors: educator was absent/educator victimises learner/assaulted by the educator/educator attending course/exam period/no feeding scheme that day/ school opened earlier than expected	0	
5	Financial/cost of education: financial problems/school fees unpaid/ no transport money/did not go on a school trip/did not have complete uniform	0	
6	Child/youth did not want to go to school	26	100.0%
7	Transport and physical access: Transport unavailable/school is far away	0	
8	Child/youth was running late for school/fear of punishment	0	
9	Age: Feeling too old/too young to attend school	0	
10	Learning Disabilities/ Learning difficulties/Difficulty coping academically	0	
11	Food insecurity: no or little food	0	
12	Pregnancy	0	
13	Not accepted for enrolment	0	
14	Boredom with school/subject	0	
15	Violence in school/bullying/doesn't feel safe travelling or walking to school	0	
96	Other	0	
Sysmiss		3038	

Warning: these figures indicate the number of cases found in the data file. They cannot be interpreted as summary statistics of the population of interest.

## # ie\_schabsreas\_7: What were the main reasons why you were absent? [Don't read responses. Select al

<b>Information</b>	[Type= discrete] [Format=numeric] [Range= 1-96] [Missing=*]
<b>Statistics [NW/ W]</b>	[Valid=23 /-] [Invalid=3041 /-]

Value	Label	Cases	Percentage
1	Health/illness: Went to the doctor / sickness or injury	0	
2	Weather conditions / floods/ too hot	0	
3	Family responsibilities: Visiting relatives, was out of town/funeral/ relative died/looking after family member/child watched livestock/ child was working/collecting social grant	0	
4	Institutional/in-school factors: educator was absent/educator victimises learner/assaulted by the educator/educator attending course/exam period/no feeding scheme that day/ school opened earlier than expected	0	
5	Financial/cost of education: financial problems/school fees unpaid/ no transport money/did not go on a school trip/did not have complete uniform	0	
6	Child/youth did not want to go to school	0	

# File : AHRI.DREAMS.MultiLevel.IndivEduEcoNutritionSituation.2019.v1

## # ie\_schabsreas\_7: What were the main reasons why you were absent? [Don't read responses. Select al

Value	Label	Cases	Percentage
7	Transport and physical access: Transport unavailable/school is far away	23	100.0%
8	Child/youth was running late for school/fear of punishment	0	
9	Age: Feeling too old/too young to attend school	0	
10	Learning Disabilities/ Learning difficulties/Difficulty coping academically	0	
11	Food insecurity: no or little food	0	
12	Pregnancy	0	
13	Not accepted for enrolment	0	
14	Boredom with school/subject	0	
15	Violence in school/bullying/doesn't feel safe travelling or walking to school	0	
96	Other	0	
Sysmiss		3041	

Warning: these figures indicate the number of cases found in the data file. They cannot be interpreted as summary statistics of the population of interest.

## # ie\_schabsreas\_8: What were the main reasons why you were absent? [Don't read responses. Select al

Information	[Type= discrete] [Format=numeric] [Range= 1-96] [Missing=*]
Statistics [NW/ W]	[Valid=8 /-] [Invalid=3056 /-]

Value	Label	Cases	Percentage
1	Health/illness: Went to the doctor / sickness or injury	0	
2	Weather conditions / floods/ too hot	0	
3	Family responsibilities: Visiting relatives, was out of town/funeral/ relative died/looking after family member/child watched livestock/ child was working/collecting social grant	0	
4	Institutional/in-school factors: educator was absent/educator victimises learner/assaulted by the educator/educator attending course/exam period/no feeding scheme that day/ school opened earlier than expected	0	
5	Financial/cost of education: financial problems/school fees unpaid/ no transport money/did not go on a school trip/did not have complete uniform	0	
6	Child/youth did not want to go to school	0	
7	Transport and physical access: Transport unavailable/school is far away	0	
8	Child/youth was running late for school/fear of punishment	8	100.0%
9	Age: Feeling too old/too young to attend school	0	
10	Learning Disabilities/ Learning difficulties/Difficulty coping academically	0	
11	Food insecurity: no or little food	0	
12	Pregnancy	0	
13	Not accepted for enrolment	0	
14	Boredom with school/subject	0	
15	Violence in school/bullying/doesn't feel safe travelling or walking to school	0	
96	Other	0	
Sysmiss		3056	

Warning: these figures indicate the number of cases found in the data file. They cannot be interpreted as summary statistics of the population of interest.

# File : AHRI.DREAMS.MultiLevel.IndivEduEcoNutritionSituation.2019.v1

## # ie\_schabsreas\_9: What were the main reasons why you were absent? [Don't read responses. Select al

Information	[Type= discrete] [Format=numeric] [Range= 1-96] [Missing=*]
Statistics [NW/ W]	[Valid=1 /-] [Invalid=3063 /-]

Value	Label	Cases	Percentage
1	Health/illness: Went to the doctor / sickness or injury	0	
2	Weather conditions / floods/ too hot	0	
3	Family responsibilities: Visiting relatives, was out of town/funeral/ relative died/looking after family member/child watched livestock/ child was working/collecting social grant	0	
4	Institutional/in-school factors: educator was absent/educator victimises learner/assaulted by the educator/educator attending course/exam period/no feeding scheme that day/ school opened earlier than expected	0	
5	Financial/cost of education: financial problems/school fees unpaid/ no transport money/did not go on a school trip/did not have complete uniform	0	
6	Child/youth did not want to go to school	0	
7	Transport and physical access: Transport unavailable/school is far away	0	
8	Child/youth was running late for school/fear of punishment	0	
9	Age: Feeling too old/too young to attend school	1	100.0%
10	Learning Disabilities/ Learning difficulties/Difficulty coping academically	0	
11	Food insecurity: no or little food	0	
12	Pregnancy	0	
13	Not accepted for enrolment	0	
14	Boredom with school/subject	0	
15	Violence in school/bullying/doesn't feel safe travelling or walking to school	0	
96	Other	0	
Sysmiss		3063	

Warning: these figures indicate the number of cases found in the data file. They cannot be interpreted as summary statistics of the population of interest.

## # ie\_schabsreas\_96: What were the main reasons why you were absent? [Don't read responses. Select al

Information	[Type= discrete] [Format=numeric] [Range= 1-96] [Missing=*]
Statistics [NW/ W]	[Valid=35 /-] [Invalid=3029 /-]

Value	Label	Cases	Percentage
1	Health/illness: Went to the doctor / sickness or injury	0	
2	Weather conditions / floods/ too hot	0	
3	Family responsibilities: Visiting relatives, was out of town/funeral/ relative died/looking after family member/child watched livestock/ child was working/collecting social grant	0	
4	Institutional/in-school factors: educator was absent/educator victimises learner/assaulted by the educator/educator attending course/exam period/no feeding scheme that day/ school opened earlier than expected	0	
5	Financial/cost of education: financial problems/school fees unpaid/ no transport money/did not go on a school trip/did not have complete uniform	0	
6	Child/youth did not want to go to school	0	

# File : AHRI.DREAMS.MultiLevel.IndivEduEcoNutritionSituation.2019.v1

## # ie\_schabsreas\_96: What were the main reasons why you were absent? [Don't read responses. Select al

Value	Label	Cases	Percentage
7	Transport and physical access: Transport unavailable/school is far away	0	
8	Child/youth was running late for school/fear of punishment	0	
9	Age: Feeling too old/too young to attend school	0	
10	Learning Disabilities/ Learning difficulties/Difficulty coping academically	0	
11	Food insecurity: no or little food	0	
12	Pregnancy	0	
13	Not accepted for enrolment	0	
14	Boredom with school/subject	0	
15	Violence in school/bullying/doesn't feel safe travelling or walking to school	0	
96	Other	35	100.0%
Sysmiss		3029	

Warning: these figures indicate the number of cases found in the data file. They cannot be interpreted as summary statistics of the population of interest.

## # ie\_absschreasoth: Please specify the other reasons for being absent

Information	[Type= discrete] [Format=character] [Missing=*]
Statistics [NW/ W]	[Valid=42 /-] [Invalid=0 /-]

## # ie\_reas\_leave\_school: What were the main reasons you left school?

Information	[Type= discrete] [Format=numeric] [Missing=*]
Statistics [NW/ W]	[Valid=0 /-] [Invalid=3064 /-]

Value	Label	Cases	Percentage
Sysmiss		3064	

Warning: these figures indicate the number of cases found in the data file. They cannot be interpreted as summary statistics of the population of interest.

## # ie\_reas\_leave\_school\_oth: Please specify the other reasons for leaving school

Information	[Type= discrete] [Format=character] [Missing=*]
Statistics [NW/ W]	[Valid=0 /-] [Invalid=0 /-]

## # ie\_mainreas\_leave\_school: Which of the reasons you have given was the most important reason for leaving sc

Information	[Type= discrete] [Format=numeric] [Range= 1-96] [Missing=*]
Statistics [NW/ W]	[Valid=0 /-] [Invalid=3064 /-]

Value	Label	Cases	Percentage
1	Your health: you suffered chronic ill-health	0	
2	Family care: a family member required you to care for them	0	
3	Financial issues: cannot afford school / family requires you to work for money	0	
4	Learning difficulty: school has become too hard	0	
5	Social reasons: students or teachers are unkind / friends left school	0	
6	Pregnancy	0	
7	Age: you feel too old for school	0	
8	Violence: bullying	0	
9	Change of school: next school was too far away / too expensive	0	
10	Matriculated	0	

# File : AHRI.DREAMS.MultiLevel.IndivEduEcoNutritionSituation.2019.v1

## # ie\_mainreas\_leave\_school: Which of the reasons you have given was the most important reason for leaving sc

Value	Label	Cases	Percentage
96	Other: Please specify the other reasons for leaving school	0	
Sysmiss		3064	

Warning: these figures indicate the number of cases found in the data file. They cannot be interpreted as summary statistics of the population of interest.

## # ie\_highlevledu: What is your highest level of education achieved / qualification ('attainment')

Information	[Type= discrete] [Format=numeric] [Range= 0-98] [Missing=*]
Statistics [NW/ W]	[Valid=1266 /-] [Invalid=1798 /-]

Value	Label	Cases	Percentage
0	None	3	0.2%
1	Some primary	94	7.4%
2	Some secondary	435	34.4%
3	Completed secondary/matrikulated	668	52.8%
4	Certificate	31	2.4%
5	Diploma	20	1.6%
6	Bachelors degree	13	1.0%
7	Bachelors + Diploma	2	0.2%
8	Honours	0	
93	Prefer not to answer	0	
98	Don't know	0	
Sysmiss		1798	

Warning: these figures indicate the number of cases found in the data file. They cannot be interpreted as summary statistics of the population of interest.

## # ie\_employed: Are you currently in full

Information	[Type= discrete] [Format=numeric] [Range= 1-98] [Missing=*]
Statistics [NW/ W]	[Valid=2395 /-] [Invalid=669 /-]

Value	Label	Cases	Percentage
1	Full-time employment	213	8.9%
2	No, Not employeeed	1976	82.5%
3	Part-time employment	203	8.5%
4	Studying	0	
93	Prefer not to answer	0	
98	Don't know	3	0.1%
Sysmiss		669	

Warning: these figures indicate the number of cases found in the data file. They cannot be interpreted as summary statistics of the population of interest.

## # ie\_othincome: Do you have any other source of income?

Information	[Type= discrete] [Format=numeric] [Range= 0-98] [Missing=*]
Statistics [NW/ W]	[Valid=2395 /-] [Invalid=669 /-]

Value	Label	Cases	Percentage
0	No, I have never had it	0	
1	Yes	238	9.9%
2	No	2153	89.9%
3	Yes, but not sure about the exact age	0	
90	I am not sure	0	

# File : AHRI.DREAMS.MultiLevel.IndivEduEcoNutritionSituation.2019.v1

## # ie\_othincome: Do you have any other source of income?

Value	Label	Cases	Percentage
93	Prefer not to answer	4	0.2%
95	Not had sex with this partner in the last 4 weeks	0	
97	N/A	0	
98	Don't know	0	
Sysmiss		669	

Warning: these figures indicate the number of cases found in the data file. They cannot be interpreted as summary statistics of the population of interest.

## # ie\_incomeoth: What Other sources of income do you have?

Information	[Type= discrete] [Format=character] [Missing=*]
Statistics [NW/ W]	[Valid=238 /-] [Invalid=0 /-]

## # ie\_granttype\_1: Do you receive any Government Grant for yourself? Please specify the types of gr

Information	[Type= discrete] [Format=numeric] [Range= 1-98] [Missing=*]
Statistics [NW/ W]	[Valid=312 /-] [Invalid=2752 /-]

Value	Label	Cases	Percentage
1	Yes, Child support	312	100.0%
2	No, none	0	
3	Yes, Foster Care	0	
4	Yes, Disability Care	0	
5	Yes, Old Age Pension	0	
6	Yes, Child Care	0	
93	Prefer not to answer	0	
96	Other, specify	0	
98	Don't know	0	
Sysmiss		2752	

Warning: these figures indicate the number of cases found in the data file. They cannot be interpreted as summary statistics of the population of interest.

## # ie\_granttype\_2: Do you receive any Government Grant for yourself? Please specify the types of gr

Information	[Type= discrete] [Format=numeric] [Range= 1-98] [Missing=*]
Statistics [NW/ W]	[Valid=1228 /-] [Invalid=1836 /-]

Value	Label	Cases	Percentage
1	Yes, Child support	0	
2	No, none	1228	100.0%
3	Yes, Foster Care	0	
4	Yes, Disability Care	0	
5	Yes, Old Age Pension	0	
6	Yes, Child Care	0	
93	Prefer not to answer	0	
96	Other, specify	0	
98	Don't know	0	
Sysmiss		1836	

Warning: these figures indicate the number of cases found in the data file. They cannot be interpreted as summary statistics of the population of interest.

## # ie\_granttype\_3: Do you receive any Government Grant for yourself? Please specify the types of gr

Information	[Type= discrete] [Format=numeric] [Range= 1-98] [Missing=*]
-------------	---

# File : AHRI.DREAMS.MultiLevel.IndivEduEcoNutritionSituation.2019.v1

## # ie\_granttype\_3: Do you receive any Government Grant for yourself? Please specify the types of gr

Statistics [NW/ W] [Valid=18 /-] [Invalid=3046 /-]

Value	Label	Cases	Percentage
1	Yes, Child support	0	
2	No, none	0	
3	Yes, Foster Care	18	100.0%
4	Yes, Disability Care	0	
5	Yes, Old Age Pension	0	
6	Yes, Child Care	0	
93	Prefer not to answer	0	
96	Other, specify	0	
98	Don't know	0	
Sysmiss		3046	

Warning: these figures indicate the number of cases found in the data file. They cannot be interpreted as summary statistics of the population of interest.

## # ie\_granttype\_4: Do you receive any Government Grant for yourself? Please specify the types of gr

Information [Type= discrete] [Format=numeric] [Range= 1-98] [Missing=\*]

Statistics [NW/ W] [Valid=15 /-] [Invalid=3049 /-]

Value	Label	Cases	Percentage
1	Yes, Child support	0	
2	No, none	0	
3	Yes, Foster Care	0	
4	Yes, Disability Care	15	100.0%
5	Yes, Old Age Pension	0	
6	Yes, Child Care	0	
93	Prefer not to answer	0	
96	Other, specify	0	
98	Don't know	0	
Sysmiss		3049	

Warning: these figures indicate the number of cases found in the data file. They cannot be interpreted as summary statistics of the population of interest.

## # ie\_granttype\_6: Do you receive any Government Grant for yourself? Please specify the types of gr

Information [Type= discrete] [Format=numeric] [Range= 1-98] [Missing=\*]

Statistics [NW/ W] [Valid=546 /-] [Invalid=2518 /-]

Value	Label	Cases	Percentage
1	Yes, Child support	0	
2	No, none	0	
3	Yes, Foster Care	0	
4	Yes, Disability Care	0	
5	Yes, Old Age Pension	0	
6	Yes, Child Care	546	100.0%
93	Prefer not to answer	0	
96	Other, specify	0	
98	Don't know	0	
Sysmiss		2518	

Warning: these figures indicate the number of cases found in the data file. They cannot be interpreted as summary statistics of the population of interest.

# File : AHRI.DREAMS.MultiLevel.IndivEduEcoNutritionSituation.2019.v1

## # ie\_granttype\_93: Do you receive any Government Grant for yourself? Please specify the types of gr

**Information** [Type= discrete] [Format=numeric] [Range= 1-98] [Missing=\*]

**Statistics [NW/ W]** [Valid=4 /-] [Invalid=3060 /-]

Value	Label	Cases	Percentage
1	Yes, Child support	0	
2	No, none	0	
3	Yes, Foster Care	0	
4	Yes, Disability Care	0	
5	Yes, Old Age Pension	0	
6	Yes, Child Care	0	
93	Prefer not to answer	4	100.0%
96	Other, specify	0	
98	Don't know	0	
Sysmiss		3060	

*Warning: these figures indicate the number of cases found in the data file. They cannot be interpreted as summary statistics of the population of interest.*

## # ie\_granttype\_96: Do you receive any Government Grant for yourself? Please specify the types of gr

**Information** [Type= discrete] [Format=numeric] [Range= 1-98] [Missing=\*]

**Statistics [NW/ W]** [Valid=4 /-] [Invalid=3060 /-]

Value	Label	Cases	Percentage
1	Yes, Child support	0	
2	No, none	0	
3	Yes, Foster Care	0	
4	Yes, Disability Care	0	
5	Yes, Old Age Pension	0	
6	Yes, Child Care	0	
93	Prefer not to answer	0	
96	Other, specify	4	100.0%
98	Don't know	0	
Sysmiss		3060	

*Warning: these figures indicate the number of cases found in the data file. They cannot be interpreted as summary statistics of the population of interest.*

## # ie\_granttype\_98: Do you receive any Government Grant for yourself? Please specify the types of gr

**Information** [Type= discrete] [Format=numeric] [Range= 1-98] [Missing=\*]

**Statistics [NW/ W]** [Valid=23 /-] [Invalid=3041 /-]

Value	Label	Cases	Percentage
1	Yes, Child support	0	
2	No, none	0	
3	Yes, Foster Care	0	
4	Yes, Disability Care	0	
5	Yes, Old Age Pension	0	
6	Yes, Child Care	0	
93	Prefer not to answer	0	
96	Other, specify	0	
98	Don't know	23	100.0%

# File : AHRI.DREAMS.MultiLevel.IndivEduEcoNutritionSituation.2019.v1

## # ie\_granttype\_98: Do you receive any Government Grant for yourself? Please specify the types of gr

Value	Label	Cases	Percentage
Sysmiss		3041	

Warning: these figures indicate the number of cases found in the data file. They cannot be interpreted as summary statistics of the population of interest.

## # ie\_grantoth: Please specify information on the other grant/s

Information	[Type= discrete] [Format=character] [Missing=*]
Statistics [NW/ W]	[Valid=4 /-]

## # ie\_chores\_hours: Hours spent on chores [0.5, 1

Information	[Type= continuous] [Format=numeric] [Range= 0-12] [Missing=*/101]
Statistics [NW/ W]	[Valid=2070 /-] [Invalid=994 /-] [Mean=2.807 /-] [StdDev=1.778 /-]

Value	Label	Cases	Percentage
101	..		

Warning: these figures indicate the number of cases found in the data file. They cannot be interpreted as summary statistics of the population of interest.

## # ie\_chores\_time: Are you willing to share how much time did you spend doing household chores, suc

Information	[Type= discrete] [Format=numeric] [Range= 0-98] [Missing=*]
Statistics [NW/ W]	[Valid=324 /-] [Invalid=2740 /-]

Value	Label	Cases	Percentage
0	No, I have never had it	0	
1	Yes	0	
2	No	0	
3	Yes, but not sure about the exact age	0	
90	I am not sure	0	
93	Prefer not to answer	4	1.2%
95	Not had sex with this partner in the last 4 weeks	0	
97	N/A	0	
98	Don't know	320	98.8%
Sysmiss		2740	

Warning: these figures indicate the number of cases found in the data file. They cannot be interpreted as summary statistics of the population of interest.

## # ie\_items\_own01: A blanket

Information	[Type= discrete] [Format=numeric] [Range= 0-98] [Missing=*]
Statistics [NW/ W]	[Valid=2395 /-] [Invalid=669 /-]

Value	Label	Cases	Percentage
0	No, I have never had it	0	
1	Yes	2374	99.1%
2	No	20	0.8%
3	Yes, but not sure about the exact age	0	
90	I am not sure	0	
93	Prefer not to answer	0	
95	Not had sex with this partner in the last 4 weeks	0	
97	N/A	0	
98	Don't know	1	0.0%
Sysmiss		669	

Warning: these figures indicate the number of cases found in the data file. They cannot be interpreted as summary statistics of the population of interest.

# File : AHRI.DREAMS.MultiLevel.IndivEduEcoNutritionSituation.2019.v1

## # ie\_items\_own02: A pair of shoes

<b>Information</b>	[Type= discrete] [Format=numeric] [Range= 0-98] [Missing=*]
<b>Statistics [NW/ W]</b>	[Valid=2395 /-] [Invalid=669 /-]

Value	Label	Cases	Percentage
0	No, I have never had it	0	
1	Yes	2371	99.0%
2	No	23	1.0%
3	Yes, but not sure about the exact age	0	
90	I am not sure	0	
93	Prefer not to answer	0	
95	Not had sex with this partner in the last 4 weeks	0	
97	N/A	0	
98	Don't know	1	0.0%
Sysmiss		669	

Warning: these figures indicate the number of cases found in the data file. They cannot be interpreted as summary statistics of the population of interest.

## # ie\_items\_own03: School uniform

<b>Information</b>	[Type= discrete] [Format=numeric] [Range= 0-98] [Missing=*]
<b>Statistics [NW/ W]</b>	[Valid=1127 /-] [Invalid=1937 /-]

Value	Label	Cases	Percentage
0	No, I have never had it	0	
1	Yes	1118	99.2%
2	No	9	0.8%
3	Yes, but not sure about the exact age	0	
90	I am not sure	0	
93	Prefer not to answer	0	
95	Not had sex with this partner in the last 4 weeks	0	
97	N/A	0	
98	Don't know	0	
Sysmiss		1937	

Warning: these figures indicate the number of cases found in the data file. They cannot be interpreted as summary statistics of the population of interest.

## # ie\_items\_own04: Two sets of clothes (other than uniform)

<b>Information</b>	[Type= discrete] [Format=numeric] [Range= 0-98] [Missing=*]
<b>Statistics [NW/ W]</b>	[Valid=2395 /-] [Invalid=669 /-]

Value	Label	Cases	Percentage
0	No, I have never had it	0	
1	Yes	2358	98.5%
2	No	36	1.5%
3	Yes, but not sure about the exact age	0	
90	I am not sure	0	
93	Prefer not to answer	0	
95	Not had sex with this partner in the last 4 weeks	0	
97	N/A	0	
98	Don't know	1	0.0%

# File : AHRI.DREAMS.MultiLevel.IndivEduEcoNutritionSituation.2019.v1

## # ie\_items\_own04: Two sets of clothes (other than uniform)

Value	Label	Cases	Percentage
Sysmiss		669	

Warning: these figures indicate the number of cases found in the data file. They cannot be interpreted as summary statistics of the population of interest.

## # ie\_items\_own05: A school bag

Information	[Type= discrete] [Format=numeric] [Range= 0-98] [Missing=*]
Statistics [NW/ W]	[Valid=1127 /-] [Invalid=1937 /-]

Value	Label	Cases	Percentage
0	No, I have never had it	0	
1	Yes	1071	95.0%
2	No	56	5.0%
3	Yes, but not sure about the exact age	0	
90	I am not sure	0	
93	Prefer not to answer	0	
95	Not had sex with this partner in the last 4 weeks	0	
97	N/A	0	
98	Don't know	0	
Sysmiss		1937	

Warning: these figures indicate the number of cases found in the data file. They cannot be interpreted as summary statistics of the population of interest.

## # ie\_items\_own06: Some jewelry

Information	[Type= discrete] [Format=numeric] [Range= 0-98] [Missing=*]
Statistics [NW/ W]	[Valid=2395 /-] [Invalid=669 /-]

Value	Label	Cases	Percentage
0	No, I have never had it	0	
1	Yes	613	25.6%
2	No	1781	74.4%
3	Yes, but not sure about the exact age	0	
90	I am not sure	0	
93	Prefer not to answer	0	
95	Not had sex with this partner in the last 4 weeks	0	
97	N/A	0	
98	Don't know	1	0.0%
Sysmiss		669	

Warning: these figures indicate the number of cases found in the data file. They cannot be interpreted as summary statistics of the population of interest.

## # ie\_items\_own07: Hair clips/ribbons

Information	[Type= discrete] [Format=numeric] [Range= 0-98] [Missing=*]
Statistics [NW/ W]	[Valid=448 /-] [Invalid=2616 /-]

Value	Label	Cases	Percentage
0	No, I have never had it	0	
1	Yes	288	64.3%
2	No	160	35.7%
3	Yes, but not sure about the exact age	0	
90	I am not sure	0	

# File : AHRI.DREAMS.MultiLevel.IndivEduEcoNutritionSituation.2019.v1

## # ie\_items\_own07: Hair clips/ribbons

Value	Label	Cases	Percentage
93	Prefer not to answer	0	
95	Not had sex with this partner in the last 4 weeks	0	
97	N/A	0	
98	Don't know	0	
Sysmiss		2616	

Warning: these figures indicate the number of cases found in the data file. They cannot be interpreted as summary statistics of the population of interest.

## # ie\_items\_own08: A mobile telephone

Information	[Type= discrete] [Format=numeric] [Range= 0-98] [Missing=*]
Statistics [NW/ W]	[Valid=2395 /-] [Invalid=669 /-]

Value	Label	Cases	Percentage
0	No, I have never had it	0	
1	Yes	2021	84.4%
2	No	372	15.5%
3	Yes, but not sure about the exact age	0	
90	I am not sure	0	
93	Prefer not to answer	0	
95	Not had sex with this partner in the last 4 weeks	0	
97	N/A	0	
98	Don't know	2	0.1%
Sysmiss		669	

Warning: these figures indicate the number of cases found in the data file. They cannot be interpreted as summary statistics of the population of interest.

## # ie\_items\_own09: A clock or a wrist watch

Information	[Type= discrete] [Format=numeric] [Range= 0-98] [Missing=*]
Statistics [NW/ W]	[Valid=2395 /-] [Invalid=669 /-]

Value	Label	Cases	Percentage
0	No, I have never had it	0	
1	Yes	697	29.1%
2	No	1698	70.9%
3	Yes, but not sure about the exact age	0	
90	I am not sure	0	
93	Prefer not to answer	0	
95	Not had sex with this partner in the last 4 weeks	0	
97	N/A	0	
98	Don't know	0	
Sysmiss		669	

Warning: these figures indicate the number of cases found in the data file. They cannot be interpreted as summary statistics of the population of interest.

## # ie\_items\_own10: A bicycle

Information	[Type= discrete] [Format=numeric] [Range= 0-98] [Missing=*]
Statistics [NW/ W]	[Valid=2395 /-] [Invalid=669 /-]

Value	Label	Cases	Percentage
0	No, I have never had it	0	

# File : AHRI.DREAMS.MultiLevel.IndivEduEcoNutritionSituation.2019.v1

## # ie\_items\_own10: A bicycle

Value	Label	Cases	Percentage
1	Yes	85	<div><div></div></div> 3.5%
2	No	2310	<div><div></div></div> 96.5%
3	Yes, but not sure about the exact age	0	
90	I am not sure	0	
93	Prefer not to answer	0	
95	Not had sex with this partner in the last 4 weeks	0	
97	N/A	0	
98	Don't know	0	
Sysmiss		669	

*Warning: these figures indicate the number of cases found in the data file. They cannot be interpreted as summary statistics of the population of interest.*

# ie_dailynneeds_spend: In the last one year, did you spend any money on your daily needs, other odds an			
Information	[Type= discrete] [Format=numeric] [Range= 1-98] [Missing=*]		
Statistics [NW/ W]	[Valid=2395 /-] [Invalid=669 /-]		
Value	Label	Cases	Percentage
1	My own earnings	1753	<div></div> 73.2%
2	Mother	638	<div></div> 26.6%
3	Father	0	
4	Guardian you live with	0	
5	Grandparents	0	
6	Other relatives	0	
7	Friend	0	
8	Boyfriend/ girlfriend	0	
9	Husband/wife	0	
10	Own savings	0	
11	Savings group stockvel	0	
12	Casual jobs/chores	0	
13	Steady job	0	
14	Cash transfers	0	
93	Prefer not to answer	4	<div></div> 0.2%
96	Social grants other	0	
98	Don't know	0	
Sysmiss		669	
Warning: these figures indicate the number of cases found in the data file. They cannot be interpreted as summary statistics of the population of interest.			
# ie_dialynneeds_source_1: In the last one year, when you spent money on your daily needs, other odds and e			
Information	[Type= discrete] [Format=numeric] [Range= 1-98] [Missing=*]		
Statistics [NW/ W]	[Valid=438 /-] [Invalid=2626 /-]		
Value	Label	Cases	Percentage
1	My own earnings	438	<div></div> 100.0%
2	Mother	0	
3	Father	0	
4	Guardian you live with	0	
5	Grandparents	0	
6	Other relatives	0	
7	Friend	0	
8	Boyfriend/ girlfriend	0	
9	Husband/wife	0	
10	Own savings	0	
11	Savings group stockvel	0	
12	Casual jobs/chores	0	
13	Steady job	0	
14	Cash transfers	0	
93	Prefer not to answer	0	
96	Social grants other	0	
98	Don't know	0	
Sysmiss		2626	
Warning: these figures indicate the number of cases found in the data file. They cannot be interpreted as summary statistics of the population of interest.			

# ie_dialyneeds_source_10: In the last one year, when you spent money on your daily needs, other odds and e			
Information	[Type= discrete] [Format=numeric] [Range= 1-98] [Missing=*]		
Statistics [NW/ W]	[Valid=58 /-] [Invalid=3006 /-]		
Value	Label	Cases	Percentage
1	My own earnings	0	
2	Mother	0	
3	Father	0	
4	Guardian you live with	0	
5	Grandparents	0	
6	Other relatives	0	
7	Friend	0	
8	Boyfriend/ girlfriend	0	
9	Husband/wife	0	
10	Own savings	58	<div></div> 100.0%
11	Savings group stockvel	0	
12	Casual jobs/chores	0	
13	Steady job	0	
14	Cash transfers	0	
93	Prefer not to answer	0	
96	Social grants other	0	
98	Don't know	0	
Sysmiss		3006	
Warning: these figures indicate the number of cases found in the data file. They cannot be interpreted as summary statistics of the population of interest.			
# ie_dialyneeds_source_11: In the last one year, when you spent money on your daily needs, other odds and e			
Information	[Type= discrete] [Format=numeric] [Range= 1-98] [Missing=*]		
Statistics [NW/ W]	[Valid=2 /-] [Invalid=3062 /-]		
Value	Label	Cases	Percentage
1	My own earnings	0	
2	Mother	0	
3	Father	0	
4	Guardian you live with	0	
5	Grandparents	0	
6	Other relatives	0	
7	Friend	0	
8	Boyfriend/ girlfriend	0	
9	Husband/wife	0	
10	Own savings	0	
11	Savings group stockvel	2	<div></div> 100.0%
12	Casual jobs/chores	0	
13	Steady job	0	
14	Cash transfers	0	
93	Prefer not to answer	0	
96	Social grants other	0	
98	Don't know	0	
Sysmiss		3062	
Warning: these figures indicate the number of cases found in the data file. They cannot be interpreted as summary statistics of the population of interest.			

# ie_dialyneeds_source_12: In the last one year, when you spent money on your daily needs, other odds and e			
Information	[Type= discrete] [Format=numeric] [Range= 1-98] [Missing=*]		
Statistics [NW/ W]	[Valid=226 /-] [Invalid=2838 /-]		
Value	Label	Cases	Percentage
1	My own earnings	0	
2	Mother	0	
3	Father	0	
4	Guardian you live with	0	
5	Grandparents	0	
6	Other relatives	0	
7	Friend	0	
8	Boyfriend/ girlfriend	0	
9	Husband/wife	0	
10	Own savings	0	
11	Savings group stockvel	0	
12	Casual jobs/chores	226	100.0%
13	Steady job	0	
14	Cash transfers	0	
93	Prefer not to answer	0	
96	Social grants other	0	
98	Don't know	0	
Sysmiss		2838	
Warning: these figures indicate the number of cases found in the data file. They cannot be interpreted as summary statistics of the population of interest.			
# ie_dialyneeds_source_13: In the last one year, when you spent money on your daily needs, other odds and e			
Information	[Type= discrete] [Format=numeric] [Range= 1-98] [Missing=*]		
Statistics [NW/ W]	[Valid=17 /-] [Invalid=3047 /-]		
Value	Label	Cases	Percentage
1	My own earnings	0	
2	Mother	0	
3	Father	0	
4	Guardian you live with	0	
5	Grandparents	0	
6	Other relatives	0	
7	Friend	0	
8	Boyfriend/ girlfriend	0	
9	Husband/wife	0	
10	Own savings	0	
11	Savings group stockvel	0	
12	Casual jobs/chores	0	
13	Steady job	17	100.0%
14	Cash transfers	0	
93	Prefer not to answer	0	
96	Social grants other	0	
98	Don't know	0	
Sysmiss		3047	
Warning: these figures indicate the number of cases found in the data file. They cannot be interpreted as summary statistics of the population of interest.			

# ie_dialyneeds_source_14: In the last one year, when you spent money on your daily needs, other odds and e			
Information	[Type= discrete] [Format=numeric] [Range= 1-98] [Missing=*]		
Statistics [NW/ W]	[Valid=150 /-] [Invalid=2914 /-]		
Value	Label	Cases	Percentage
1	My own earnings	0	
2	Mother	0	
3	Father	0	
4	Guardian you live with	0	
5	Grandparents	0	
6	Other relatives	0	
7	Friend	0	
8	Boyfriend/ girlfriend	0	
9	Husband/wife	0	
10	Own savings	0	
11	Savings group stockvel	0	
12	Casual jobs/chores	0	
13	Steady job	0	
14	Cash transfers	150	100.0%
93	Prefer not to answer	0	
96	Social grants other	0	
98	Don't know	0	
Sysmiss		2914	
Warning: these figures indicate the number of cases found in the data file. They cannot be interpreted as summary statistics of the population of interest.			
# ie_dialyneeds_source_2: In the last one year, when you spent money on your daily needs, other odds and e			
Information	[Type= discrete] [Format=numeric] [Range= 1-98] [Missing=*]		
Statistics [NW/ W]	[Valid=528 /-] [Invalid=2536 /-]		
Value	Label	Cases	Percentage
1	My own earnings	0	
2	Mother	528	100.0%
3	Father	0	
4	Guardian you live with	0	
5	Grandparents	0	
6	Other relatives	0	
7	Friend	0	
8	Boyfriend/ girlfriend	0	
9	Husband/wife	0	
10	Own savings	0	
11	Savings group stockvel	0	
12	Casual jobs/chores	0	
13	Steady job	0	
14	Cash transfers	0	
93	Prefer not to answer	0	
96	Social grants other	0	
98	Don't know	0	
Sysmiss		2536	
Warning: these figures indicate the number of cases found in the data file. They cannot be interpreted as summary statistics of the population of interest.			

# ie_dialyneeds_source_3: In the last one year, when you spent money on your daily needs, other odds and e			
Information	[Type= discrete] [Format=numeric] [Range= 1-98] [Missing=*]		
Statistics [NW/ W]	[Valid=217 /-] [Invalid=2847 /-]		
Value	Label	Cases	Percentage
1	My own earnings	0	
2	Mother	0	
3	Father	217	100.0%
4	Guardian you live with	0	
5	Grandparents	0	
6	Other relatives	0	
7	Friend	0	
8	Boyfriend/ girlfriend	0	
9	Husband/wife	0	
10	Own savings	0	
11	Savings group stockvel	0	
12	Casual jobs/chores	0	
13	Steady job	0	
14	Cash transfers	0	
93	Prefer not to answer	0	
96	Social grants other	0	
98	Don't know	0	
Sysmiss		2847	
Warning: these figures indicate the number of cases found in the data file. They cannot be interpreted as summary statistics of the population of interest.			
# ie_dialyneeds_source_4: In the last one year, when you spent money on your daily needs, other odds and e			
Information	[Type= discrete] [Format=numeric] [Range= 1-98] [Missing=*]		
Statistics [NW/ W]	[Valid=8 /-] [Invalid=3056 /-]		
Value	Label	Cases	Percentage
1	My own earnings	0	
2	Mother	0	
3	Father	0	
4	Guardian you live with	8	100.0%
5	Grandparents	0	
6	Other relatives	0	
7	Friend	0	
8	Boyfriend/ girlfriend	0	
9	Husband/wife	0	
10	Own savings	0	
11	Savings group stockvel	0	
12	Casual jobs/chores	0	
13	Steady job	0	
14	Cash transfers	0	
93	Prefer not to answer	0	
96	Social grants other	0	
98	Don't know	0	
Sysmiss		3056	
Warning: these figures indicate the number of cases found in the data file. They cannot be interpreted as summary statistics of the population of interest.			

# ie_dialyneeds_source_5: In the last one year, when you spent money on your daily needs, other odds and e			
Information	[Type= discrete] [Format=numeric] [Range= 1-98] [Missing=*]		
Statistics [NW/ W]	[Valid=145 /-] [Invalid=2919 /-]		
Value	Label	Cases	Percentage
1	My own earnings	0	
2	Mother	0	
3	Father	0	
4	Guardian you live with	0	
5	Grandparents	145	100.0%
6	Other relatives	0	
7	Friend	0	
8	Boyfriend/ girlfriend	0	
9	Husband/wife	0	
10	Own savings	0	
11	Savings group stockvel	0	
12	Casual jobs/chores	0	
13	Steady job	0	
14	Cash transfers	0	
93	Prefer not to answer	0	
96	Social grants other	0	
98	Don't know	0	
Sysmiss		2919	
Warning: these figures indicate the number of cases found in the data file. They cannot be interpreted as summary statistics of the population of interest.			
# ie_dialyneeds_source_6: In the last one year, when you spent money on your daily needs, other odds and e			
Information	[Type= discrete] [Format=numeric] [Range= 1-98] [Missing=*]		
Statistics [NW/ W]	[Valid=132 /-] [Invalid=2932 /-]		
Value	Label	Cases	Percentage
1	My own earnings	0	
2	Mother	0	
3	Father	0	
4	Guardian you live with	0	
5	Grandparents	0	
6	Other relatives	132	100.0%
7	Friend	0	
8	Boyfriend/ girlfriend	0	
9	Husband/wife	0	
10	Own savings	0	
11	Savings group stockvel	0	
12	Casual jobs/chores	0	
13	Steady job	0	
14	Cash transfers	0	
93	Prefer not to answer	0	
96	Social grants other	0	
98	Don't know	0	
Sysmiss		2932	
Warning: these figures indicate the number of cases found in the data file. They cannot be interpreted as summary statistics of the population of interest.			

# ie_dialyneeds_source_8: In the last one year, when you spent money on your daily needs, other odds and e			
Information	[Type= discrete] [Format=numeric] [Range= 1-98] [Missing=*]		
Statistics [NW/ W]	[Valid=95 /-] [Invalid=2969 /-]		
Value	Label	Cases	Percentage
1	My own earnings	0	
2	Mother	0	
3	Father	0	
4	Guardian you live with	0	
5	Grandparents	0	
6	Other relatives	0	
7	Friend	0	
8	Boyfriend/ girlfriend	95	100.0%
9	Husband/wife	0	
10	Own savings	0	
11	Savings group stockvel	0	
12	Casual jobs/chores	0	
13	Steady job	0	
14	Cash transfers	0	
93	Prefer not to answer	0	
96	Social grants other	0	
98	Don't know	0	
Sysmiss		2969	
Warning: these figures indicate the number of cases found in the data file. They cannot be interpreted as summary statistics of the population of interest.			
# ie_dialyneeds_source_9: In the last one year, when you spent money on your daily needs, other odds and e			
Information	[Type= discrete] [Format=numeric] [Range= 1-98] [Missing=*]		
Statistics [NW/ W]	[Valid=5 /-] [Invalid=3059 /-]		
Value	Label	Cases	Percentage
1	My own earnings	0	
2	Mother	0	
3	Father	0	
4	Guardian you live with	0	
5	Grandparents	0	
6	Other relatives	0	
7	Friend	0	
8	Boyfriend/ girlfriend	0	
9	Husband/wife	5	100.0%
10	Own savings	0	
11	Savings group stockvel	0	
12	Casual jobs/chores	0	
13	Steady job	0	
14	Cash transfers	0	
93	Prefer not to answer	0	
96	Social grants other	0	
98	Don't know	0	
Sysmiss		3059	
Warning: these figures indicate the number of cases found in the data file. They cannot be interpreted as summary statistics of the population of interest.			

# ie_dialyneeds_source_96: In the last one year, when you spent money on your daily needs, other odds and e				
Information		[Type= discrete] [Format=numeric] [Range= 1-98] [Missing=*]		
Statistics [NW/ W]		[Valid=34 /-] [Invalid=3030 /-]		
Value	Label	Cases	Percentage	
1	My own earnings	0	<div></div> 100.0%	
2	Mother	0		
3	Father	0		
4	Guardian you live with	0		
5	Grandparents	0		
6	Other relatives	0		
7	Friend	0		
8	Boyfriend/ girlfriend	0		
9	Husband/wife	0		
10	Own savings	0		
11	Savings group stockvel	0		
12	Casual jobs/chores	0		
13	Steady job	0		
14	Cash transfers	0		
93	Prefer not to answer	0		
96	Social grants other	34		
98	Don't know	0		
Sysmiss		3030		
Warning: these figures indicate the number of cases found in the data file. They cannot be interpreted as summary statistics of the population of interest.				
# ie_dailyn_source_oth: Please specify other source of money				
Information		[Type= discrete] [Format=character] [Missing=*]		
Statistics [NW/ W]		[Valid=42 /-] [Invalid=0 /-]		
# ie_sptonon_12mths_0: What did you typically spend money on, in the past year?				
Information		[Type= discrete] [Format=numeric] [Range= 0-96] [Missing=*]		
Statistics [NW/ W]		[Valid=37 /-] [Invalid=3027 /-]		
Value	Label	Cases	Percentage	
0	Did not spend any	37	<div></div> 100.0%	
1	Food for family	0	<div></div>	
2	Food for self	0		
3	Transport	0		
4	School fees / Education	0		
5	Clothes	0		
6	Toiletries for self	0		
7	Medicines	0		
8	Alcohol	0		
9	Sanitary towels/tampons	0		
10	Remittances to family	0		
96	Other, specify	0		
Sysmiss		3027		
Warning: these figures indicate the number of cases found in the data file. They cannot be interpreted as summary statistics of the population of interest.				

# ie_spenton_12mths_1: What did you typically spend money on, in the past year?			
<b>Information</b>		[Type= discrete] [Format=numeric] [Range= 0-96] [Missing=*]	
<b>Statistics [NW/ W]</b>		[Valid=445 /-] [Invalid=2619 /-]	
Value	Label	Cases	Percentage
0	Did not spend any	0	
1	Food for family	445	<div></div> 100.0%
2	Food for self	0	
3	Transport	0	
4	School fees / Education	0	
5	Clothes	0	
6	Toiletries for self	0	
7	Medicines	0	
8	Alcohol	0	
9	Sanitary towels/tampons	0	
10	Remittances to family	0	
96	Other, specify	0	
Sysmiss		2619	
Warning: these figures indicate the number of cases found in the data file. They cannot be interpreted as summary statistics of the population of interest.			
# ie_spenton_12mths_10: What did you typically spend money on, in the past year?			
<b>Information</b>		[Type= discrete] [Format=numeric] [Range= 0-96] [Missing=*]	
<b>Statistics [NW/ W]</b>		[Valid=36 /-] [Invalid=3028 /-]	
Value	Label	Cases	Percentage
0	Did not spend any	0	
1	Food for family	0	
2	Food for self	0	
3	Transport	0	
4	School fees / Education	0	
5	Clothes	0	
6	Toiletries for self	0	
7	Medicines	0	
8	Alcohol	0	
9	Sanitary towels/tampons	0	
10	Remittances to family	36	<div></div> 100.0%
96	Other, specify	0	
Sysmiss		3028	
Warning: these figures indicate the number of cases found in the data file. They cannot be interpreted as summary statistics of the population of interest.			
# ie_spenton_12mths_2: What did you typically spend money on, in the past year?			
<b>Information</b>		[Type= discrete] [Format=numeric] [Range= 0-96] [Missing=*]	
<b>Statistics [NW/ W]</b>		[Valid=385 /-] [Invalid=2679 /-]	
Value	Label	Cases	Percentage
0	Did not spend any	0	
1	Food for family	0	
2	Food for self	385	<div></div> 100.0%
3	Transport	0	
4	School fees / Education	0	

# ie_spenton_12mths_2: What did you typically spend money on, in the past year?				
Value	Label	Cases	Percentage	
5	Clothes	0		
6	Toiletries for self	0		
7	Medicines	0		
8	Alcohol	0		
9	Sanitary towels/tampons	0		
10	Remittances to family	0		
96	Other, specify	0		
Sysmiss		2679		
Warning: these figures indicate the number of cases found in the data file. They cannot be interpreted as summary statistics of the population of interest.				
# ie_spenton_12mths_3: What did you typically spend money on, in the past year?				
Information	[Type= discrete] [Format=numeric] [Range= 0-96] [Missing=*]			
Statistics [NW/ W]	[Valid=15 /-] [Invalid=3049 /-]			
Value	Label	Cases	Percentage	
0	Did not spend any	0	<div><div></div></div> 100.0%	
1	Food for family	0		
2	Food for self	0		
3	Transport	15		
4	School fees / Education	0		
5	Clothes	0		
6	Toiletries for self	0		
7	Medicines	0		
8	Alcohol	0		
9	Sanitary towels/tampons	0		
10	Remittances to family	0		
96	Other, specify	0		
Sysmiss		3049		
Warning: these figures indicate the number of cases found in the data file. They cannot be interpreted as summary statistics of the population of interest.				
# ie_spenton_12mths_4: What did you typically spend money on, in the past year?				
Information	[Type= discrete] [Format=numeric] [Range= 0-96] [Missing=*]			
Statistics [NW/ W]	[Valid=54 /-] [Invalid=3010 /-]			
Value	Label	Cases	Percentage	
0	Did not spend any	0	<div><div></div></div> 100.0%	
1	Food for family	0		
2	Food for self	0		
3	Transport	0		
4	School fees / Education	54		
5	Clothes	0		
6	Toiletries for self	0		
7	Medicines	0		
8	Alcohol	0		
9	Sanitary towels/tampons	0		
10	Remittances to family	0		
96	Other, specify	0		
Sysmiss		3010		

# ie_spenton_12mths_4: What did you typically spend money on, in the past year?			
Warning: these figures indicate the number of cases found in the data file. They cannot be interpreted as summary statistics of the population of interest.			
# ie_spenton_12mths_5: What did you typically spend money on, in the past year?			
Information	[Type= discrete] [Format=numeric] [Range= 0-96] [Missing=*]		
Statistics [NW/ W]	[Valid=1114 /-] [Invalid=1950 /-]		
Value	Label	Cases	Percentage
0	Did not spend any	0	
1	Food for family	0	
2	Food for self	0	
3	Transport	0	
4	School fees / Education	0	
5	Clothes	1114	100.0%
6	Toiletries for self	0	
7	Medicines	0	
8	Alcohol	0	
9	Sanitary towels/tampons	0	
10	Remittances to family	0	
96	Other, specify	0	
Sysmiss		1950	
Warning: these figures indicate the number of cases found in the data file. They cannot be interpreted as summary statistics of the population of interest.			
# ie_spenton_12mths_6: What did you typically spend money on, in the past year?			
Information	[Type= discrete] [Format=numeric] [Range= 0-96] [Missing=*]		
Statistics [NW/ W]	[Valid=1056 /-] [Invalid=2008 /-]		
Value	Label	Cases	Percentage
0	Did not spend any	0	
1	Food for family	0	
2	Food for self	0	
3	Transport	0	
4	School fees / Education	0	
5	Clothes	0	
6	Toiletries for self	1056	100.0%
7	Medicines	0	
8	Alcohol	0	
9	Sanitary towels/tampons	0	
10	Remittances to family	0	
96	Other, specify	0	
Sysmiss		2008	
Warning: these figures indicate the number of cases found in the data file. They cannot be interpreted as summary statistics of the population of interest.			
# ie_spenton_12mths_7: What did you typically spend money on, in the past year?			
Information	[Type= discrete] [Format=numeric] [Range= 0-96] [Missing=*]		
Statistics [NW/ W]	[Valid=17 /-] [Invalid=3047 /-]		
Value	Label	Cases	Percentage
0	Did not spend any	0	
1	Food for family	0	
2	Food for self	0	

### # ie\_spenton\_12mths\_7: What did you typically spend money on, in the past year?

Value	Label	Cases	Percentage
3	Transport	0	
4	School fees / Education	0	
5	Clothes	0	
6	Toiletries for self	0	
7	Medicines	17	<div><div></div></div> 100.0%
8	Alcohol	0	
9	Sanitary towels/tampons	0	
10	Remittances to family	0	
96	Other, specify	0	
Sysmiss		3047	

Warning: these figures indicate the number of cases found in the data file. They cannot be interpreted as summary statistics of the population of interest.

### # ie\_spenton\_12mths\_8: What did you typically spend money on, in the past year?

<b>Information</b>	[Type= discrete] [Format=numeric] [Range= 0-96] [Missing=*]
<b>Statistics [NW/ W]</b>	[Valid=67 /-] [Invalid=2997 /-]

Value	Label	Cases	Percentage
0	Did not spend any	0	
1	Food for family	0	
2	Food for self	0	
3	Transport	0	
4	School fees / Education	0	
5	Clothes	0	
6	Toiletries for self	0	
7	Medicines	0	
8	Alcohol	67	<div><div></div></div> 100.0%
9	Sanitary towels/tampons	0	
10	Remittances to family	0	
96	Other, specify	0	
Sysmiss		2997	

Warning: these figures indicate the number of cases found in the data file. They cannot be interpreted as summary statistics of the population of interest.

### # ie\_spenton\_12mths\_9: What did you typically spend money on, in the past year?

<b>Information</b>	[Type= discrete] [Format=numeric] [Range= 0-96] [Missing=*]
<b>Statistics [NW/ W]</b>	[Valid=78 /-] [Invalid=2986 /-]

Value	Label	Cases	Percentage
0	Did not spend any	0	
1	Food for family	0	
2	Food for self	0	
3	Transport	0	
4	School fees / Education	0	
5	Clothes	0	
6	Toiletries for self	0	
7	Medicines	0	
8	Alcohol	0	
9	Sanitary towels/tampons	78	<div><div></div></div> 100.0%
10	Remittances to family	0	

# ie\_spenton\_12mths\_9: What did you typically spend money on, in the past year?

Value	Label	Cases	Percentage
96	Other, specify	0	
Sysmiss		2986	

Warning: these figures indicate the number of cases found in the data file. They cannot be interpreted as summary statistics of the population of interest.

# ie\_spenton\_12mths\_96: What did you typically spend money on, in the past year?

Information	[Type= discrete] [Format=numeric] [Range= 0-96] [Missing=*]		
Statistics [NW/ W]	[Valid=290 /-] [Invalid=2774 /-]		

Value	Label	Cases	Percentage
0	Did not spend any	0	
1	Food for family	0	
2	Food for self	0	
3	Transport	0	
4	School fees / Education	0	
5	Clothes	0	
6	Toiletries for self	0	
7	Medicines	0	
8	Alcohol	0	
9	Sanitary towels/tampons	0	
10	Remittances to family	0	
96	Other, specify	290	100.0%
Sysmiss		2774	

Warning: these figures indicate the number of cases found in the data file. They cannot be interpreted as summary statistics of the population of interest.

# ie\_spenton\_oth: Please specify details on other items you spend money on

Information	[Type= discrete] [Format=character] [Missing=*]		
Statistics [NW/ W]	[Valid=319 /-] [Invalid=0 /-]		

# ie\_spenton\_decide: Who decides what you spend money on?

Information	[Type= discrete] [Format=numeric] [Range= 1-98] [Missing=*]		
Statistics [NW/ W]	[Valid=1753 /-] [Invalid=1311 /-]		

Value	Label	Cases	Percentage
1	I decide	1661	94.8%
2	The husband / spouse decides	3	0.2%
3	Dad decides	6	0.3%
4	Mom decides	72	4.1%
5	Me with my husband / spouse	1	0.1%
6	Me with my dad / mom	1	0.1%
93	Prefer not to answer	0	
96	Other, specify	9	0.5%
98	Don't know	0	
Sysmiss		1311	

Warning: these figures indicate the number of cases found in the data file. They cannot be interpreted as summary statistics of the population of interest.

# ie\_spentdecide\_oth: Please specify details on other person who decide how you are spending your mone

Information	[Type= discrete] [Format=character] [Missing=*]		
Statistics [NW/ W]	[Valid=9 /-] [Invalid=0 /-]		

# ie_saved_money_12mths: In the past twelve months, have you saved, or put money aside to use at a later			
Information	[Type= discrete] [Format=numeric] [Range= 0-98] [Missing=*]		
Statistics [NW/ W]	[Valid=2395 /-] [Invalid=669 /-]		
Value	Label	Cases	Percentage
0	No, I have never had it	0	
1	Yes	721	<div><div></div></div> 30.1%
2	No	1672	<div><div></div></div> 69.8%
3	Yes, but not sure about the exact age	0	
90	I am not sure	0	
93	Prefer not to answer	1	0.0%
95	Not had sex with this partner in the last 4 weeks	0	
97	N/A	0	
98	Don't know	1	0.0%
Sysmiss		669	
Warning: these figures indicate the number of cases found in the data file. They cannot be interpreted as summary statistics of the population of interest.			
# ie_access_savings: Do you have control over these savings? (i.e., Where and how they are stored, an			
Information	[Type= discrete] [Format=numeric] [Range= 0-98] [Missing=*]		
Statistics [NW/ W]	[Valid=721 /-] [Invalid=2343 /-]		
Value	Label	Cases	Percentage
0	No, I have never had it	0	
1	Yes	663	<div><div></div></div> 92.0%
2	No	58	<div><div></div></div> 8.0%
3	Yes, but not sure about the exact age	0	
90	I am not sure	0	
93	Prefer not to answer	0	
95	Not had sex with this partner in the last 4 weeks	0	
97	N/A	0	
98	Don't know	0	
Sysmiss		2343	
Warning: these figures indicate the number of cases found in the data file. They cannot be interpreted as summary statistics of the population of interest.			
# ie_saving_for_1: What are you saving for? [Do not read from list]			
Information	[Type= discrete] [Format=numeric] [Range= 1-96] [Missing=*]		
Statistics [NW/ W]	[Valid=336 /-] [Invalid=2728 /-]		
Value	Label	Cases	Percentage
1	Emergencies	336	<div><div></div></div> 100.0%
2	Personal items	0	
3	Household expenses	0	
4	Own school fees	0	
5	School fees for others	0	
6	School supplies	0	
7	Own business	0	
8	Family business	0	
9	General future use	0	
10	Agricultural inputs	0	
11	Medical expenses for self	0	

# ie_saving_for_1: What are you saving for? [Do not read from list]				
Value	Label	Cases	Percentage	
12	Medical expenses for other	0		
13	Transport/trips	0		
14	Prefer not to answer	0		
96	Other	0		
Sysmiss		2728		
Warning: these figures indicate the number of cases found in the data file. They cannot be interpreted as summary statistics of the population of interest.				
# ie_saving_for_10: What are you saving for? [Do not read from list]				
Information	[Type= discrete] [Format=numeric] [Range= 1-96] [Missing=*]			
Statistics [NW/ W]	[Valid=1 -/] [Invalid=3063 -/]			
Value	Label	Cases	Percentage	
1	Emergencies	0	<div></div> 100.0%	
2	Personal items	0		
3	Household expenses	0		
4	Own school fees	0		
5	School fees for others	0		
6	School supplies	0		
7	Own business	0		
8	Family business	0		
9	General future use	0		
10	Agricultural inputs	1		
11	Medical expenses for self	0		
12	Medical expenses for other	0		
13	Transport/trips	0		
14	Prefer not to answer	0		
96	Other	0		
Sysmiss		3063		
Warning: these figures indicate the number of cases found in the data file. They cannot be interpreted as summary statistics of the population of interest.				
# ie_saving_for_11: What are you saving for? [Do not read from list]				
Information	[Type= discrete] [Format=numeric] [Range= 1-96] [Missing=*]			
Statistics [NW/ W]	[Valid=8 -/] [Invalid=3056 -/]			
Value	Label	Cases	Percentage	
1	Emergencies	0		
2	Personal items	0		
3	Household expenses	0		
4	Own school fees	0		
5	School fees for others	0		
6	School supplies	0		
7	Own business	0		
8	Family business	0		
9	General future use	0		
10	Agricultural inputs	0		
11	Medical expenses for self	8		
12	Medical expenses for other	0		
13	Transport/trips	0		
Warning: these figures indicate the number of cases found in the data file. They cannot be interpreted as summary statistics of the population of interest.				

# ie_saving_for_11: What are you saving for? [Do not read from list]			
Value	Label	Cases	Percentage
14	Prefer not to answer	0	
96	Other	0	
Sysmiss		3056	
Warning: these figures indicate the number of cases found in the data file. They cannot be interpreted as summary statistics of the population of interest.			
# ie_saving_for_12: What are you saving for? [Do not read from list]			
Information	[Type= discrete] [Format=numeric] [Range= 1-96] [Missing=*]		
Statistics [NW/ W]	[Valid=4 /-] [Invalid=3060 /-]		
Value	Label	Cases	Percentage
1	Emergencies	0	
2	Personal items	0	
3	Household expenses	0	
4	Own school fees	0	
5	School fees for others	0	
6	School supplies	0	
7	Own business	0	
8	Family business	0	
9	General future use	0	
10	Agricultural inputs	0	
11	Medical expenses for self	0	
12	Medical expenses for other	4	100.0%
13	Transport/trips	0	
14	Prefer not to answer	0	
96	Other	0	
Sysmiss		3060	
Warning: these figures indicate the number of cases found in the data file. They cannot be interpreted as summary statistics of the population of interest.			
# ie_saving_for_13: What are you saving for? [Do not read from list]			
Information	[Type= discrete] [Format=numeric] [Range= 1-96] [Missing=*]		
Statistics [NW/ W]	[Valid=10 /-] [Invalid=3054 /-]		
Value	Label	Cases	Percentage
1	Emergencies	0	
2	Personal items	0	
3	Household expenses	0	
4	Own school fees	0	
5	School fees for others	0	
6	School supplies	0	
7	Own business	0	
8	Family business	0	
9	General future use	0	
10	Agricultural inputs	0	
11	Medical expenses for self	0	
12	Medical expenses for other	0	
13	Transport/trips	10	100.0%
14	Prefer not to answer	0	
96	Other	0	

# ie_saving_for_13: What are you saving for? [Do not read from list]			
Value	Label	Cases	Percentage
Sysmiss		3054	
Warning: these figures indicate the number of cases found in the data file. They cannot be interpreted as summary statistics of the population of interest.			
# ie_saving_for_14: What are you saving for? [Do not read from list]			
Information	[Type= discrete] [Format=numeric] [Range= 1-96] [Missing=*]		
Statistics [NW/ W]	[Valid=1 -/] [Invalid=3063 -/]		
Value	Label	Cases	Percentage
1	Emergencies	0	
2	Personal items	0	
3	Household expenses	0	
4	Own school fees	0	
5	School fees for others	0	
6	School supplies	0	
7	Own business	0	
8	Family business	0	
9	General future use	0	
10	Agricultural inputs	0	
11	Medical expenses for self	0	
12	Medical expenses for other	0	
13	Transport/trips	0	
14	Prefer not to answer	1	<div></div> 100.0%
96	Other	0	
Sysmiss		3063	
Warning: these figures indicate the number of cases found in the data file. They cannot be interpreted as summary statistics of the population of interest.			
# ie_saving_for_2: What are you saving for? [Do not read from list]			
Information	[Type= discrete] [Format=numeric] [Range= 1-96] [Missing=*]		
Statistics [NW/ W]	[Valid=443 -/] [Invalid=2621 -/]		
Value	Label	Cases	Percentage
1	Emergencies	0	
2	Personal items	443	<div></div> 100.0%
3	Household expenses	0	
4	Own school fees	0	
5	School fees for others	0	
6	School supplies	0	
7	Own business	0	
8	Family business	0	
9	General future use	0	
10	Agricultural inputs	0	
11	Medical expenses for self	0	
12	Medical expenses for other	0	
13	Transport/trips	0	
14	Prefer not to answer	0	
96	Other	0	
Sysmiss		2621	
Warning: these figures indicate the number of cases found in the data file. They cannot be interpreted as summary statistics of the population of interest.			

# ie_saving_for_3: What are you saving for? [Do not read from list]			
Information	[Type= discrete] [Format=numeric] [Range= 1-96] [Missing=*]		
Statistics [NW/ W]	[Valid=60 /-] [Invalid=3004 /-]		
Value	Label	Cases	Percentage
1	Emergencies	0	
2	Personal items	0	
3	Household expenses	60	100.0%
4	Own school fees	0	
5	School fees for others	0	
6	School supplies	0	
7	Own business	0	
8	Family business	0	
9	General future use	0	
10	Agricultural inputs	0	
11	Medical expenses for self	0	
12	Medical expenses for other	0	
13	Transport/trips	0	
14	Prefer not to answer	0	
96	Other	0	
Sysmiss		3004	
Warning: these figures indicate the number of cases found in the data file. They cannot be interpreted as summary statistics of the population of interest.			
# ie_saving_for_4: What are you saving for? [Do not read from list]			
Information	[Type= discrete] [Format=numeric] [Range= 1-96] [Missing=*]		
Statistics [NW/ W]	[Valid=26 /-] [Invalid=3038 /-]		
Value	Label	Cases	Percentage
1	Emergencies	0	
2	Personal items	0	
3	Household expenses	0	
4	Own school fees	26	100.0%
5	School fees for others	0	
6	School supplies	0	
7	Own business	0	
8	Family business	0	
9	General future use	0	
10	Agricultural inputs	0	
11	Medical expenses for self	0	
12	Medical expenses for other	0	
13	Transport/trips	0	
14	Prefer not to answer	0	
96	Other	0	
Sysmiss		3038	
Warning: these figures indicate the number of cases found in the data file. They cannot be interpreted as summary statistics of the population of interest.			
# ie_saving_for_5: What are you saving for? [Do not read from list]			
Information	[Type= discrete] [Format=numeric] [Range= 1-96] [Missing=*]		
Statistics [NW/ W]	[Valid=14 /-] [Invalid=3050 /-]		

# ie_saving_for_5: What are you saving for? [Do not read from list]			
Value	Label	Cases	Percentage
1	Emergencies	0	
2	Personal items	0	
3	Household expenses	0	
4	Own school fees	0	
5	School fees for others	14	<div><div></div></div> 100.0%
6	School supplies	0	
7	Own business	0	
8	Family business	0	
9	General future use	0	
10	Agricultural inputs	0	
11	Medical expenses for self	0	
12	Medical expenses for other	0	
13	Transport/trips	0	
14	Prefer not to answer	0	
96	Other	0	
Sysmiss		3050	
Warning: these figures indicate the number of cases found in the data file. They cannot be interpreted as summary statistics of the population of interest.			
# ie_saving_for_6: What are you saving for? [Do not read from list]			
Information		[Type= discrete] [Format=numeric] [Range= 1-96] [Missing=*]	
Statistics [NW/ W]		[Valid=36 /-] [Invalid=3028 /-]	
Value	Label	Cases	Percentage
1	Emergencies	0	
2	Personal items	0	
3	Household expenses	0	
4	Own school fees	0	
5	School fees for others	0	
6	School supplies	36	<div><div></div></div> 100.0%
7	Own business	0	
8	Family business	0	
9	General future use	0	
10	Agricultural inputs	0	
11	Medical expenses for self	0	
12	Medical expenses for other	0	
13	Transport/trips	0	
14	Prefer not to answer	0	
96	Other	0	
Sysmiss		3028	
Warning: these figures indicate the number of cases found in the data file. They cannot be interpreted as summary statistics of the population of interest.			
# ie_saving_for_7: What are you saving for? [Do not read from list]			
Information		[Type= discrete] [Format=numeric] [Range= 1-96] [Missing=*]	
Statistics [NW/ W]		[Valid=17 /-] [Invalid=3047 /-]	
Value	Label	Cases	Percentage
1	Emergencies	0	

# ie_saving_for_7: What are you saving for? [Do not read from list]				
Value	Label	Cases	Percentage	
2	Personal items	0	<div><div></div><div>100.0%</div></div>	
3	Household expenses	0		
4	Own school fees	0		
5	School fees for others	0		
6	School supplies	0		
7	Own business	17		
8	Family business	0		
9	General future use	0		
10	Agricultural inputs	0		
11	Medical expenses for self	0		
12	Medical expenses for other	0		
13	Transport/trips	0		
14	Prefer not to answer	0		
96	Other	0		
Sysmiss		3047		
Warning: these figures indicate the number of cases found in the data file. They cannot be interpreted as summary statistics of the population of interest.				
# ie_saving_for_8: What are you saving for? [Do not read from list]				
Information		[Type= discrete] [Format=numeric] [Range= 1-96] [Missing=*]		
Statistics [NW/ W]		[Valid=4 /-] [Invalid=3060 /-]		
Value	Label	Cases	Percentage	
1	Emergencies	0	<div><div></div><div>100.0%</div></div>	
2	Personal items	0		
3	Household expenses	0		
4	Own school fees	0		
5	School fees for others	0		
6	School supplies	0		
7	Own business	0		
8	Family business	4		
9	General future use	0		
10	Agricultural inputs	0		
11	Medical expenses for self	0		
12	Medical expenses for other	0		
13	Transport/trips	0		
14	Prefer not to answer	0		
96	Other	0		
Sysmiss		3060		
Warning: these figures indicate the number of cases found in the data file. They cannot be interpreted as summary statistics of the population of interest.				
# ie_saving_for_9: What are you saving for? [Do not read from list]				
Information		[Type= discrete] [Format=numeric] [Range= 1-96] [Missing=*]		
Statistics [NW/ W]		[Valid=131 /-] [Invalid=2933 /-]		
Value	Label	Cases	Percentage	
1	Emergencies	0		
2	Personal items	0		
3	Household expenses	0		

# ie_saving_for_9: What are you saving for? [Do not read from list]				
Value	Label	Cases	Percentage	
4	Own school fees	0	<div><div></div></div> 100.0%	
5	School fees for others	0		
6	School supplies	0		
7	Own business	0		
8	Family business	0		
9	General future use	131		
10	Agricultural inputs	0		
11	Medical expenses for self	0		
12	Medical expenses for other	0		
13	Transport/trips	0		
14	Prefer not to answer	0		
96	Other	0		
Sysmiss		2933		
Warning: these figures indicate the number of cases found in the data file. They cannot be interpreted as summary statistics of the population of interest.				
# ie_saving_for_96: What are you saving for? [Do not read from list]				
Information	[Type= discrete] [Format=character] [Missing=*]			
Statistics [NW/ W]	[Valid=23 /-] [Invalid=0 /-]			
# ie_saving_for_oth: Please specify details on what other things you are saving for				
Information	[Type= discrete] [Format=character] [Missing=*]			
Statistics [NW/ W]	[Valid=24 /-] [Invalid=0 /-]			
# ie_has_budget: Do you have such a plan?				
Information	[Type= discrete] [Format=numeric] [Range= 0-98] [Missing=*]			
Statistics [NW/ W]	[Valid=2395 /-] [Invalid=669 /-]			
Value	Label	Cases	Percentage	
0	No, I have never had it	0	<div><div></div></div> 9.7%	
1	Yes	232		
2	No	2154		
3	Yes, but not sure about the exact age	0		
90	I am not sure	0		
93	Prefer not to answer	3		
95	Not had sex with this partner in the last 4 weeks	0		
97	N/A	0		
98	Don't know	6		
Sysmiss		669		
Warning: these figures indicate the number of cases found in the data file. They cannot be interpreted as summary statistics of the population of interest.				

# ie_has_written_budget: Is your plan written down?			
Information		[Type= discrete] [Format=numeric] [Range= 0-98] [Missing=*]	
Statistics [NW/ W]		[Valid=232 -/] [Invalid=2832 -/]	
Value	Label	Cases	Percentage
0	No, I have never had it	0	
1	Yes	114	<div></div> 49.1%
2	No	117	<div></div> 50.4%
3	Yes, but not sure about the exact age	0	
90	I am not sure	0	
93	Prefer not to answer	1	<div></div> 0.4%
95	Not had sex with this partner in the last 4 weeks	0	
97	N/A	0	
98	Don't know	0	
Sysmiss		2832	
Warning: these figures indicate the number of cases found in the data file. They cannot be interpreted as summary statistics of the population of interest.			
# ie_follow_budget: Would you say that you follow your plan all of the time, some of the time, rarel			
Information		[Type= discrete] [Format=numeric] [Range= 1-4] [Missing=*]	
Statistics [NW/ W]		[Valid=232 -/] [Invalid=2832 -/]	
Value	Label	Cases	Percentage
1	All of the time	128	<div></div> 55.2%
2	Some of the time	79	<div></div> 34.1%
3	Rarely	21	<div></div> 9.1%
4	Never	4	<div></div> 1.7%
Sysmiss		2832	
Warning: these figures indicate the number of cases found in the data file. They cannot be interpreted as summary statistics of the population of interest.			
# ie_budget_type_1: What would you call that kind of plan?			
Information		[Type= discrete] [Format=numeric] [Range= 1-98] [Missing=*]	
Statistics [NW/ W]		[Valid=184 -/] [Invalid=2880 -/]	
Value	Label	Cases	Percentage
1	Budget	184	<div></div> 100.0%
2	Savings plan	0	
3	Financial goal	0	
96	Other	0	
98	Don't know	0	
Sysmiss		2880	
Warning: these figures indicate the number of cases found in the data file. They cannot be interpreted as summary statistics of the population of interest.			
# ie_budget_type_2: What would you call that kind of plan?			
Information		[Type= discrete] [Format=numeric] [Range= 1-98] [Missing=*]	
Statistics [NW/ W]		[Valid=30 -/] [Invalid=3034 -/]	
Value	Label	Cases	Percentage
1	Budget	0	
2	Savings plan	30	<div></div> 100.0%
3	Financial goal	0	
96	Other	0	

# ie_budget_type_2: What would you call that kind of plan?			
Value	Label	Cases	Percentage
98	Don't know	0	
Sysmiss		3034	
Warning: these figures indicate the number of cases found in the data file. They cannot be interpreted as summary statistics of the population of interest.			
# ie_budget_type_3: What would you call that kind of plan?			
Information	[Type= discrete] [Format=numeric] [Range= 1-98] [Missing=*]		
Statistics [NW/ W]	[Valid=4 /-] [Invalid=3060 /-]		
Value	Label	Cases	Percentage
1	Budget	0	
2	Savings plan	0	
3	Financial goal	4	100.0%
96	Other	0	
98	Don't know	0	
Sysmiss		3060	
Warning: these figures indicate the number of cases found in the data file. They cannot be interpreted as summary statistics of the population of interest.			
# ie_budget_type_96: What would you call that kind of plan?			
Information	[Type= discrete] [Format=numeric] [Range= 1-98] [Missing=*]		
Statistics [NW/ W]	[Valid=1 /-] [Invalid=3063 /-]		
Value	Label	Cases	Percentage
1	Budget	0	
2	Savings plan	0	
3	Financial goal	0	
96	Other	1	100.0%
98	Don't know	0	
Sysmiss		3063	
Warning: these figures indicate the number of cases found in the data file. They cannot be interpreted as summary statistics of the population of interest.			
# ie_budget_type_98: What would you call that kind of plan?			
Information	[Type= discrete] [Format=numeric] [Range= 1-98] [Missing=*]		
Statistics [NW/ W]	[Valid=6 /-] [Invalid=3058 /-]		
Value	Label	Cases	Percentage
1	Budget	0	
2	Savings plan	0	
3	Financial goal	0	
96	Other	0	
98	Don't know	6	100.0%
Sysmiss		3058	
Warning: these figures indicate the number of cases found in the data file. They cannot be interpreted as summary statistics of the population of interest.			
# ie_wayof_saving_1: What are the ways you are saving your money?			
Information	[Type= discrete] [Format=numeric] [Range= 1-98] [Missing=*]		
Statistics [NW/ W]	[Valid=394 /-] [Invalid=2670 /-]		
Value	Label	Cases	Percentage
1	Bank/bank account	394	100.0%
2	Savings account	0	

# ie_wayof_saving_1: What are the ways you are saving your money?			
Value	Label	Cases	Percentage
3	Homebank/under mattress/hole	0	
4	Box/closet	0	
5	With a friend	0	
6	With a parent or guardian	0	
7	In a savings group/ stockvel	0	
8	Shopkeeper	0	
9	Investments	0	
93	Prefer not to answer	0	
98	Don't know	0	
Sysmiss		2670	
Warning: these figures indicate the number of cases found in the data file. They cannot be interpreted as summary statistics of the population of interest.			
# ie_wayof_saving_2: What are the ways you are saving your money?			
Information		[Type= discrete] [Format=numeric] [Range= 1-98] [Missing=*]	
Statistics [NW/ W]		[Valid=54 -/] [Invalid=3010 -/]	
Value	Label	Cases	Percentage
1	Bank/bank account	0	
2	Savings account	54	100.0%
3	Homebank/under mattress/hole	0	
4	Box/closet	0	
5	With a friend	0	
6	With a parent or guardian	0	
7	In a savings group/ stockvel	0	
8	Shopkeeper	0	
9	Investments	0	
93	Prefer not to answer	0	
98	Don't know	0	
Sysmiss		3010	
Warning: these figures indicate the number of cases found in the data file. They cannot be interpreted as summary statistics of the population of interest.			
# ie_wayof_saving_3: What are the ways you are saving your money?			
Information		[Type= discrete] [Format=numeric] [Range= 1-98] [Missing=*]	
Statistics [NW/ W]		[Valid=101 -/] [Invalid=2963 -/]	
Value	Label	Cases	Percentage
1	Bank/bank account	0	
2	Savings account	0	
3	Homebank/under mattress/hole	101	100.0%
4	Box/closet	0	
5	With a friend	0	
6	With a parent or guardian	0	
7	In a savings group/ stockvel	0	
8	Shopkeeper	0	
9	Investments	0	
93	Prefer not to answer	0	
98	Don't know	0	
Sysmiss		2963	

# ie_wayof_saving_3: What are the ways you are saving your money?			
Warning: these figures indicate the number of cases found in the data file. They cannot be interpreted as summary statistics of the population of interest.			
# ie_wayof_saving_4: What are the ways you are saving your money?			
Information	[Type= discrete] [Format=numeric] [Range= 1-98] [Missing=*]		
Statistics [NW/ W]	[Valid=171 /-] [Invalid=2893 /-]		
Value	Label	Cases	Percentage
1	Bank/bank account	0	
2	Savings account	0	
3	Homebank/under mattress/hole	0	
4	Box/closet	171	100.0%
5	With a friend	0	
6	With a parent or guardian	0	
7	In a savings group/ stockvel	0	
8	Shopkeeper	0	
9	Investments	0	
93	Prefer not to answer	0	
98	Don't know	0	
Sysmiss		2893	
Warning: these figures indicate the number of cases found in the data file. They cannot be interpreted as summary statistics of the population of interest.			
# ie_wayof_saving_5: What are the ways you are saving your money?			
Information	[Type= discrete] [Format=numeric] [Range= 1-98] [Missing=*]		
Statistics [NW/ W]	[Valid=3 /-] [Invalid=3061 /-]		
Value	Label	Cases	Percentage
1	Bank/bank account	0	
2	Savings account	0	
3	Homebank/under mattress/hole	0	
4	Box/closet	0	
5	With a friend	3	100.0%
6	With a parent or guardian	0	
7	In a savings group/ stockvel	0	
8	Shopkeeper	0	
9	Investments	0	
93	Prefer not to answer	0	
98	Don't know	0	
Sysmiss		3061	
Warning: these figures indicate the number of cases found in the data file. They cannot be interpreted as summary statistics of the population of interest.			
# ie_wayof_saving_6: What are the ways you are saving your money?			
Information	[Type= discrete] [Format=numeric] [Range= 1-98] [Missing=*]		
Statistics [NW/ W]	[Valid=21 /-] [Invalid=3043 /-]		
Value	Label	Cases	Percentage
1	Bank/bank account	0	
2	Savings account	0	
3	Homebank/under mattress/hole	0	
4	Box/closet	0	
5	With a friend	0	

# ie_wayof_saving_6: What are the ways you are saving your money?			
Value	Label	Cases	Percentage
6	With a parent or guardian	21	<div><div></div></div> 100.0%
7	In a savings group/ stockvel	0	
8	Shopkeeper	0	
9	Investments	0	
93	Prefer not to answer	0	
98	Don't know	0	
Sysmiss		3043	
Warning: these figures indicate the number of cases found in the data file. They cannot be interpreted as summary statistics of the population of interest.			
# ie_wayof_saving_7: What are the ways you are saving your money?			
Information		[Type= discrete] [Format=numeric] [Range= 1-98] [Missing=*]	
Statistics [NW/ W]		[Valid=28 /-] [Invalid=3036 /-]	
Value	Label	Cases	Percentage
1	Bank/bank account	0	<div><div></div></div> 100.0%
2	Savings account	0	
3	Homebank/under mattress/hole	0	
4	Box/closet	0	
5	With a friend	0	
6	With a parent or guardian	0	
7	In a savings group/ stockvel	28	
8	Shopkeeper	0	
9	Investments	0	
93	Prefer not to answer	0	
98	Don't know	0	
Sysmiss		3036	
Warning: these figures indicate the number of cases found in the data file. They cannot be interpreted as summary statistics of the population of interest.			
# ie_wayof_saving_8: What are the ways you are saving your money?			
Information		[Type= discrete] [Format=numeric] [Range= 1-98] [Missing=*]	
Statistics [NW/ W]		[Valid=2 /-] [Invalid=3062 /-]	
Value	Label	Cases	Percentage
1	Bank/bank account	0	<div><div></div></div> 100.0%
2	Savings account	0	
3	Homebank/under mattress/hole	0	
4	Box/closet	0	
5	With a friend	0	
6	With a parent or guardian	0	
7	In a savings group/ stockvel	0	
8	Shopkeeper	2	
9	Investments	0	
93	Prefer not to answer	0	
98	Don't know	0	
Sysmiss		3062	
Warning: these figures indicate the number of cases found in the data file. They cannot be interpreted as summary statistics of the population of interest.			

# ie_wayof_saving_9: What are the ways you are saving your money?			
Information		[Type= discrete] [Format=numeric] [Range= 1-98] [Missing=*]	
Statistics [NW/ W]		[Valid=1 -/] [Invalid=3063 -/]	
Value	Label	Cases	Percentage
1	Bank/bank account	0	
2	Savings account	0	
3	Homebank/under mattress/hole	0	
4	Box/closet	0	
5	With a friend	0	
6	With a parent or guardian	0	
7	In a savings group/ stockvel	0	
8	Shopkeeper	0	
9	Investments	1	<div><div></div></div> 100.0%
93	Prefer not to answer	0	
98	Don't know	0	
Sysmiss		3063	
Warning: these figures indicate the number of cases found in the data file. They cannot be interpreted as summary statistics of the population of interest.			
# ie_rich_can_save: Do you agree or disagree with the following statement: "Only people with a lot o			
Information		[Type= discrete] [Format=numeric] [Range= 1-93] [Missing=*]	
Statistics [NW/ W]		[Valid=2392 -/] [Invalid=672 -/]	
Value	Label	Cases	Percentage
1	Agree	195	<div><div></div></div> 8.2%
2	Disagree	2197	<div><div></div></div> 91.8%
93	Prefer not to answer	0	
Sysmiss		672	
Warning: these figures indicate the number of cases found in the data file. They cannot be interpreted as summary statistics of the population of interest.			
# ie_do_remain_money: When there are weeks when you have met all your basic needs and at the end of th			
Information		[Type= discrete] [Format=numeric] [Range= 0-98] [Missing=*]	
Statistics [NW/ W]		[Valid=2395 -/] [Invalid=669 -/]	
Value	Label	Cases	Percentage
0	No money left with me	1221	<div><div></div></div> 51.0%
1	Secure / set aside for future use	667	<div><div></div></div> 27.8%
2	I buy something else	458	<div><div></div></div> 19.1%
93	Prefer not to answer	1	<div><div></div></div> 0.0%
96	Other, specify	40	<div><div></div></div> 1.7%
98	I do not know	8	<div><div></div></div> 0.3%
Sysmiss		669	
Warning: these figures indicate the number of cases found in the data file. They cannot be interpreted as summary statistics of the population of interest.			
# ie_do_remain_other: Please specify other things that you do with the money			
Information		[Type= discrete] [Format=character] [Missing=*]	
Statistics [NW/ W]		[Valid=40 -/] [Invalid=0 -/]	
# ie_foodfreq: In the last 12 months did you or any other individuals in your household ever cu			
Information		[Type= discrete] [Format=numeric] [Range= 0-98] [Missing=*]	
Statistics [NW/ W]		[Valid=2395 -/] [Invalid=669 -/]	

# ie_foodfreq: In the last 12 months did you or any other individuals in your household ever cu			
Value	Label	Cases	Percentage
0	No, I have never had it	0	
1	Yes	625	<div></div> 26.1%
2	No	1756	<div></div> 73.3%
3	Yes, but not sure about the exact age	0	
90	I am not sure	0	
93	Prefer not to answer	14	<div></div> 0.6%
95	Not had sex with this partner in the last 4 weeks	0	
97	N/A	0	
98	Don't know	0	
Sysmiss		669	
Warning: these figures indicate the number of cases found in the data file. They cannot be interpreted as summary statistics of the population of interest.			
# ie_foodfreqskip: How often did this happen?			
Information	[Type= discrete] [Format=numeric] [Range= 1-93] [Missing=*]		
Statistics [NW/ W]	[Valid=625 /-] [Invalid=2439 /-]		
Value	Label	Cases	Percentage
1	Every month	211	<div></div> 33.8%
2	Some months	391	<div></div> 62.6%
3	Ones or twice a month	21	<div></div> 3.4%
93	Prefer not to answer	2	<div></div> 0.3%
Sysmiss		2439	
Warning: these figures indicate the number of cases found in the data file. They cannot be interpreted as summary statistics of the population of interest.			

# File : AHRI.DREAMS.MultiLevel.IndivGeneralHealth.2019.v1

## # project\_id: REDCap Project Identifier

Information	[Type= discrete] [Format=numeric] [Range= 463-463] [Missing=*]
Statistics [NW/ W]	[Valid=3064 /-] [Invalid=0 /-]

## # event\_id: REDCap Event Identifier

Information	[Type= discrete] [Format=numeric] [Range= 1372-1372] [Missing=*]
Statistics [NW/ W]	[Valid=3064 /-] [Invalid=0 /-]

## # cohort: Cohort Description

Information	[Type= discrete] [Format=character] [Missing=*]
Statistics [NW/ W]	[Valid=3064 /-] [Invalid=0 /-]

## # round: Round Description

Information	[Type= discrete] [Format=character] [Missing=*]
Statistics [NW/ W]	[Valid=3064 /-] [Invalid=0 /-]

## # IntId: Individual ID

Information	[Type= continuous] [Format=numeric] [Range= 261-220477] [Missing=*]
Statistics [NW/ W]	[Valid=3064 /-] [Invalid=0 /-] [Mean=89193.296 /-] [StdDev=49808.601 /-]

## # hq\_hiv\_gettestwhere: Would you be able to get a HIV test if you wanted one?

Information	[Type= discrete] [Format=numeric] [Range= 0-98] [Missing=*]
Statistics [NW/ W]	[Valid=2395 /-] [Invalid=669 /-]

Value	Label	Cases	Percentage
0	No, I have never had it	0	
1	Yes	2329	97.2%
2	No	62	2.6%
3	Yes, but not sure about the exact age	0	
90	I am not sure	0	
93	Prefer not to answer	4	0.2%
95	Not had sex with this partner in the last 4 weeks	0	
97	N/A	0	
98	Don't know	0	
Sysmiss		669	

Warning: these figures indicate the number of cases found in the data file. They cannot be interpreted as summary statistics of the population of interest.

## # hq\_hiv\_knwstatus: Do you think that it is important for people to know their status?

Information	[Type= discrete] [Format=numeric] [Range= 0-98] [Missing=*]
Statistics [NW/ W]	[Valid=2395 /-] [Invalid=669 /-]

Value	Label	Cases	Percentage
0	No, I have never had it	0	
1	Yes	2326	97.1%
2	No	59	2.5%
3	Yes, but not sure about the exact age	0	
90	I am not sure	0	
93	Prefer not to answer	10	0.4%
95	Not had sex with this partner in the last 4 weeks	0	

# File : AHRI.DREAMS.MultiLevel.IndivGeneralHealth.2019.v1

## # hq\_hiv\_knwstatus: Do you think that it is important for people to know their status?

Value	Label	Cases	Percentage
97	N/A	0	
98	Don't know	0	
Sysmiss		669	

Warning: these figures indicate the number of cases found in the data file. They cannot be interpreted as summary statistics of the population of interest.

## # hq\_hiv\_impctest\_1: Why is it important to be HIV tested?

Information	[Type= discrete] [Format=numeric] [Range= 1-96] [Missing=*]
Statistics [NW/ W]	[Valid=1894 /-] [Invalid=1170 /-]

Value	Label	Cases	Percentage
1	To protect/take care of yourself	1894	100.0%
2	To protect your partner	0	
3	To protect unborn/future children	0	
4	To plan for the future	0	
96	Other, specify	0	
Sysmiss		1170	

Warning: these figures indicate the number of cases found in the data file. They cannot be interpreted as summary statistics of the population of interest.

## # hq\_hiv\_impctest\_2: Why is it important to be HIV tested?

Information	[Type= discrete] [Format=numeric] [Range= 1-96] [Missing=*]
Statistics [NW/ W]	[Valid=592 /-] [Invalid=2472 /-]

Value	Label	Cases	Percentage
1	To protect/take care of yourself	0	
2	To protect your partner	592	100.0%
3	To protect unborn/future children	0	
4	To plan for the future	0	
96	Other, specify	0	
Sysmiss		2472	

Warning: these figures indicate the number of cases found in the data file. They cannot be interpreted as summary statistics of the population of interest.

## # hq\_hiv\_impctest\_3: Why is it important to be HIV tested?

Information	[Type= discrete] [Format=numeric] [Range= 1-96] [Missing=*]
Statistics [NW/ W]	[Valid=237 /-] [Invalid=2827 /-]

Value	Label	Cases	Percentage
1	To protect/take care of yourself	0	
2	To protect your partner	0	
3	To protect unborn/future children	237	100.0%
4	To plan for the future	0	
96	Other, specify	0	
Sysmiss		2827	

Warning: these figures indicate the number of cases found in the data file. They cannot be interpreted as summary statistics of the population of interest.

## # hq\_hiv\_impctest\_4: Why is it important to be HIV tested?

Information	[Type= discrete] [Format=numeric] [Range= 1-96] [Missing=*]
Statistics [NW/ W]	[Valid=433 /-] [Invalid=2631 /-]

# File : AHRI.DREAMS.MultiLevel.IndivGeneralHealth.2019.v1

## # hq\_hiv\_impptest\_4: Why is it important to be HIV tested?

Value	Label	Cases	Percentage
1	To protect/take care of yourself	0	
2	To protect your partner	0	
3	To protect unborn/future children	0	
4	To plan for the future	433	100.0%
96	Other, specify	0	
Sysmiss		2631	

Warning: these figures indicate the number of cases found in the data file. They cannot be interpreted as summary statistics of the population of interest.

## # hq\_hiv\_impptest\_96: Why is it important to be HIV tested?

Information	[Type= discrete] [Format=numeric] [Range= 1-96] [Missing=*]
Statistics [NW/ W]	[Valid=289 /-] [Invalid=2775 /-]

Value	Label	Cases	Percentage
1	To protect/take care of yourself	0	
2	To protect your partner	0	
3	To protect unborn/future children	0	
4	To plan for the future	0	
96	Other, specify	289	100.0%
Sysmiss		2775	

Warning: these figures indicate the number of cases found in the data file. They cannot be interpreted as summary statistics of the population of interest.

## # hq\_hiv\_impptestoth: Please specify detail on the other reason you think it is important to get teste

Information	[Type= discrete] [Format=character] [Missing=*]
Statistics [NW/ W]	[Valid=336 /-] [Invalid=0 /-]

## # hq\_rcv\_hivresult: Have you ever received a test result for HIV?

Information	[Type= discrete] [Format=numeric] [Range= 0-98] [Missing=*]
Statistics [NW/ W]	[Valid=2395 /-] [Invalid=669 /-]

Value	Label	Cases	Percentage
0	No, I have never had it	0	
1	Yes	2152	89.9%
2	No	233	9.7%
3	Yes, but not sure about the exact age	0	
90	I am not sure	0	
93	Prefer not to answer	10	0.4%
95	Not had sex with this partner in the last 4 weeks	0	
97	N/A	0	
98	Don't know	0	
Sysmiss		669	

Warning: these figures indicate the number of cases found in the data file. They cannot be interpreted as summary statistics of the population of interest.

## # hq\_reas\_no\_hivtest: If No, why have you not tested?

Information	[Type= discrete] [Format=numeric] [Range= 1-98] [Missing=*]
Statistics [NW/ W]	[Valid=233 /-] [Invalid=2831 /-]

# File : AHRI.DREAMS.MultiLevel.IndivGeneralHealth.2019.v1

## # hq\_reas\_no\_hivtest: If No, why have you not tested?

Value	Label	Cases	Percentage
1	I don't think I have HIV	1	0.4%
2	I don't want to know my HIV status	45	19.3%
3	I don't know where to go for HIV testing	11	4.7%
4	I am worried someone will see me at the clinic and think I am HIV+	0	
5	I am worried that health workers might reveal my test results to others	0	
6	The clinic where HIV testing is available is far from my house	13	5.6%
93	Prefer not to answer	12	5.2%
96	Other specify	35	15.0%
98	Don't know	116	49.8%
Sysmiss		2831	

Warning: these figures indicate the number of cases found in the data file. They cannot be interpreted as summary statistics of the population of interest.

## # hq\_reas\_no\_hivtestoth: Please specify detail on the other reason why you did not get tested

Information	[Type= discrete] [Format=character] [Missing=*]
Statistics [NW/ W]	[Valid=56 /-] [Invalid=0 /-]

## # hq\_hiv\_testwhere: Where did your last HIV test take place?

Information	[Type= discrete] [Format=numeric] [Range= 1-96] [Missing=*]
Statistics [NW/ W]	[Valid=2150 /-] [Invalid=914 /-]

Value	Label	Cases	Percentage
1	At a fixed health facility	1301	60.5%
2	At a mobile health facility	306	14.2%
3	At home	522	24.3%
96	Other, specify	21	1.0%
Sysmiss		914	

Warning: these figures indicate the number of cases found in the data file. They cannot be interpreted as summary statistics of the population of interest.

## # hq\_hiv\_testwhereoth: Please specify detail on the other place where you were tested for HIV:

Information	[Type= discrete] [Format=character] [Missing=*]
Statistics [NW/ W]	[Valid=20 /-] [Invalid=0 /-]

## # hq\_hiv\_testoffered: Was the last HIV test offered, required or did you ask for the test?

Information	[Type= discrete] [Format=numeric] [Range= 1-3] [Missing=*]
Statistics [NW/ W]	[Valid=2149 /-] [Invalid=915 /-]

Value	Label	Cases	Percentage
1	It was offered	1134	52.8%
2	It was required	471	21.9%
3	I asked for a test	544	25.3%
Sysmiss		915	

Warning: these figures indicate the number of cases found in the data file. They cannot be interpreted as summary statistics of the population of interest.

## # hq\_hiv\_testreas: What was the main reason for your last HIV test?

Information	[Type= discrete] [Format=numeric] [Range= 1-96] [Missing=*]
Statistics [NW/ W]	[Valid=2151 /-] [Invalid=913 /-]

# File : AHRI.DREAMS.MultiLevel.IndivGeneralHealth.2019.v1

## # hq\_hiv\_testreas: What was the main reason for your last HIV test?

Value	Label	Cases	Percentage
1	To protect/take care of yourself	1402	65.2%
2	To protect your partner	147	6.8%
3	To protect unborn/future children	46	2.1%
4	To plan for the future	70	3.3%
96	Other, specify	486	22.6%
Sysmiss		913	

Warning: these figures indicate the number of cases found in the data file. They cannot be interpreted as summary statistics of the population of interest.

## # hq\_hiv\_testreasoth: Please specify detail on the other main reason for having your last HIV test:

Information	[Type= discrete] [Format=character] [Missing=*]
Statistics [NW/ W]	[Valid=486 /-] [Invalid=0 /-]

## # hq\_hiv\_priorcounsel: Did you receive any counselling prior to your last HIV test?

Information	[Type= discrete] [Format=numeric] [Range= 0-98] [Missing=*]
Statistics [NW/ W]	[Valid=2150 /-] [Invalid=914 /-]

Value	Label	Cases	Percentage
0	No, I have never had it	0	
1	Yes	1970	91.6%
2	No	172	8.0%
3	Yes, but not sure about the exact age	0	
90	I am not sure	0	
93	Prefer not to answer	8	0.4%
95	Not had sex with this partner in the last 4 weeks	0	
97	N/A	0	
98	Don't know	0	
Sysmiss		914	

Warning: these figures indicate the number of cases found in the data file. They cannot be interpreted as summary statistics of the population of interest.

## # hq\_pos\_hivresult: Have you ever had a positive HIV test result?

Information	[Type= discrete] [Format=numeric] [Range= 0-98] [Missing=*]
Statistics [NW/ W]	[Valid=2150 /-] [Invalid=914 /-]

Value	Label	Cases	Percentage
0	No, I have never had it	0	
1	Yes	265	12.3%
2	No	1868	86.9%
3	Yes, but not sure about the exact age	0	
90	I am not sure	0	
93	Prefer not to answer	17	0.8%
95	Not had sex with this partner in the last 4 weeks	0	
97	N/A	0	
98	Don't know	0	
Sysmiss		914	



Warning: these figures indicate the number of cases found in the data file. They cannot be interpreted as summary statistics of the population of interest.

# File : AHRI.DREAMS.MultiLevel.IndivGeneralHealth.2019.v1

## # hq\_firstposresult: When was your first positive test result?

**Information** [Type= discrete] [Format=numeric] [Range= 2-93] [Missing=\*]

**Statistics [NW/ W]** [Valid=265 /-] [Invalid=2799 /-]




Value	Label	Cases	Percentage
2	More than 1 year ago	217	 81.9%
3	Less than 1 year ago	48	 18.1%
4	I have never felt I had a risk of being infected	0	
93	Prefer not to answer	0	
Sysmiss		2799	

Warning: these figures indicate the number of cases found in the data file. They cannot be interpreted as summary statistics of the population of interest.

## # hq\_lastneghivresult: When was your last negative test result?

**Information** [Type= discrete] [Format=numeric] [Range= 2-93] [Missing=\*]

**Statistics [NW/ W]** [Valid=2151 /-] [Invalid=913 /-]



Value	Label	Cases	Percentage
2	More than 1 year ago	704	 32.7%
3	Less than 1 year ago	1383	 64.3%
4	I have never felt I had a risk of being infected	60	 2.8%
93	Prefer not to answer	4	0.2%
Sysmiss		913	

Warning: these figures indicate the number of cases found in the data file. They cannot be interpreted as summary statistics of the population of interest.

## # hq\_refertreatm: Were you referred to HIV treatment services?

**Information** [Type= discrete] [Format=numeric] [Range= 0-98] [Missing=\*]

**Statistics [NW/ W]** [Valid=265 /-] [Invalid=2799 /-]



Value	Label	Cases	Percentage
0	No, I have never had it	0	
1	Yes	261	 98.5%
2	No	4	 1.5%
3	Yes, but not sure about the exact age	0	
90	I am not sure	0	
93	Prefer not to answer	0	
95	Not had sex with this partner in the last 4 weeks	0	
97	N/A	0	
98	Don't know	0	
Sysmiss		2799	

Warning: these figures indicate the number of cases found in the data file. They cannot be interpreted as summary statistics of the population of interest.

## # hq\_prev\_arttreat: Have you ever taken ART for your own health?

**Information** [Type= discrete] [Format=numeric] [Range= 0-98] [Missing=\*]

**Statistics [NW/ W]** [Valid=265 /-] [Invalid=2799 /-]

Value	Label	Cases	Percentage
0	No, I have never had it	0	
1	Yes	240	 90.6%
2	No	25	 9.4%
3	Yes, but not sure about the exact age	0	

# File : AHRI.DREAMS.MultiLevel.IndivGeneralHealth.2019.v1

## # hq\_prev\_arttreat: Have you ever taken ART for your own health?

Value	Label	Cases	Percentage
90	I am not sure	0	
93	Prefer not to answer	0	
95	Not had sex with this partner in the last 4 weeks	0	
97	N/A	0	
98	Don't know	0	
Sysmiss		2799	

Warning: these figures indicate the number of cases found in the data file. They cannot be interpreted as summary statistics of the population of interest.

## # hq\_art\_takenmtct: Have you ever taken ART to prevent Mother To Child Transmission (MTCT)?

Information	[Type= discrete] [Format=numeric] [Range= 0-98] [Missing=*]
Statistics [NW/ W]	[Valid=151 /-] [Invalid=2913 /-]

Value	Label	Cases	Percentage
0	No, I have never had it	0	
1	Yes	96	63.6%
2	No	54	35.8%
3	Yes, but not sure about the exact age	0	
90	I am not sure	0	
93	Prefer not to answer	1	0.7%
95	Not had sex with this partner in the last 4 weeks	0	
97	N/A	0	
98	Don't know	0	
Sysmiss		2913	

Warning: these figures indicate the number of cases found in the data file. They cannot be interpreted as summary statistics of the population of interest.

## # hq\_start\_arttreat: When did you first start ART?

Information	[Type= discrete] [Format=numeric] [Range= 2-93] [Missing=*]
Statistics [NW/ W]	[Valid=240 /-] [Invalid=2824 /-]

Value	Label	Cases	Percentage
2	More than 1 year ago	204	85.0%
3	Less than 1 year ago	36	15.0%
4	I have never felt I had a risk of being infected	0	
93	Prefer not to answer	0	
Sysmiss		2824	

Warning: these figures indicate the number of cases found in the data file. They cannot be interpreted as summary statistics of the population of interest.

## # hq\_curr\_arttreat: Are you currently receiving ART?

Information	[Type= discrete] [Format=numeric] [Range= 0-98] [Missing=*]
Statistics [NW/ W]	[Valid=265 /-] [Invalid=2799 /-]

Value	Label	Cases	Percentage
0	No, I have never had it	0	
1	Yes	253	95.5%
2	No	12	4.5%
3	Yes, but not sure about the exact age	0	
90	I am not sure	0	

# File : AHRI.DREAMS.MultiLevel.IndivGeneralHealth.2019.v1

## # hq\_curr\_arttreat: Are you currently receiving ART?

Value	Label	Cases	Percentage
93	Prefer not to answer	0	
95	Not had sex with this partner in the last 4 weeks	0	
97	N/A	0	
98	Don't know	0	
Sysmiss		2799	

Warning: these figures indicate the number of cases found in the data file. They cannot be interpreted as summary statistics of the population of interest.

## # hq\_art\_takenstop: Have you ever had to stop ART?

Information	[Type= discrete] [Format=numeric] [Range= 0-98] [Missing=*]
Statistics [NW/ W]	[Valid=240 /-] [Invalid=2824 /-]

Value	Label	Cases	Percentage
0	No, I have never had it	0	
1	Yes	11	4.6%
2	No	228	95.0%
3	Yes, but not sure about the exact age	0	
90	I am not sure	0	
93	Prefer not to answer	1	0.4%
95	Not had sex with this partner in the last 4 weeks	0	
97	N/A	0	
98	Don't know	0	
Sysmiss		2824	

Warning: these figures indicate the number of cases found in the data file. They cannot be interpreted as summary statistics of the population of interest.

## # hq\_art\_reastakenstop: Please provide the reason for stopping ART:

Information	[Type= discrete] [Format=character] [Missing=*]
Statistics [NW/ W]	[Valid=11 /-] [Invalid=0 /-]

## # hq\_recvfrom\_arttreat: Where do you currently receive your ART from?

Information	[Type= discrete] [Format=numeric] [Range= 1-93] [Missing=*]
Statistics [NW/ W]	[Valid=253 /-] [Invalid=2811 /-]

Value	Label	Cases	Percentage
1	Clinic	249	98.4%
2	Mobile clinic	0	
3	Treatment Collection Centre	2	0.8%
4	Independent physician	2	0.8%
5	Independent organization	0	
6	Outside the study area / Outside of PIPSA	0	
93	Prefer not to answer	0	
Sysmiss		2811	



Warning: these figures indicate the number of cases found in the data file. They cannot be interpreted as summary statistics of the population of interest.

## # hq\_art\_exttimetake: How often do you take your ART drugs at the exact time prescribed by your doctor

Information	[Type= discrete] [Format=numeric] [Range= 1-3] [Missing=*]
Statistics [NW/ W]	[Valid=253 /-] [Invalid=2811 /-]

# File : AHRI.DREAMS.MultiLevel.IndivGeneralHealth.2019.v1





## # hq\_art\_exttimetake: How often do you take your ART drugs at the exact time prescribed by your doctor

Value	Label	Cases	Percentage
1	Often	141	 55.7%
2	Sometimes	9	 3.6%
3	Always	103	 40.7%
Sysmiss		2811	

Warning: these figures indicate the number of cases found in the data file. They cannot be interpreted as summary statistics of the population of interest.

## # hq\_heardof\_art: If HIV negative or status not known: Have you ever heard of ART ?





Information	[Type= discrete] [Format=numeric] [Range= 0-98] [Missing=*]
Statistics [NW/ W]	[Valid=1871 /-] [Invalid=1193 /-]

Value	Label	Cases	Percentage
0	No, I have never had it	0	
1	Yes	1788	 95.6%
2	No	54	 2.9%
3	Yes, but not sure about the exact age	0	
90	I am not sure	0	
93	Prefer not to answer	6	 0.3%
95	Not had sex with this partner in the last 4 weeks	0	
97	N/A	0	
98	Don't know	23	 1.2%
Sysmiss		1193	

Warning: these figures indicate the number of cases found in the data file. They cannot be interpreted as summary statistics of the population of interest.

## # hq\_art\_imphealth: Do you think that ART improves health?


Information	[Type= discrete] [Format=numeric] [Range= 0-98] [Missing=*]
Statistics [NW/ W]	[Valid=2395 /-] [Invalid=669 /-]

Value	Label	Cases	Percentage
0	No, I have never had it	0	
1	Yes	2255	 94.2%
2	No	31	 1.3%
3	Yes, but not sure about the exact age	0	
90	I am not sure	0	
93	Prefer not to answer	1	 0.0%
95	Not had sex with this partner in the last 4 weeks	0	
97	N/A	0	
98	Don't know	108	 4.5%
Sysmiss		669	

Warning: these figures indicate the number of cases found in the data file. They cannot be interpreted as summary statistics of the population of interest.




## # hq\_art\_knw\_whereget: Do you know places where to get ART?

Information	[Type= discrete] [Format=numeric] [Range= 0-98] [Missing=*]
Statistics [NW/ W]	[Valid=2395 /-] [Invalid=669 /-]

Value	Label	Cases	Percentage
0	No, I have never had it	0	
1	Yes	2211	 92.3%

# File : AHRI.DREAMS.MultiLevel.IndivGeneralHealth.2019.v1




## # hq\_art\_knw\_whereget: Do you know places where to get ART?

Value	Label	Cases	Percentage
2	No	121	 5.1%
3	Yes, but not sure about the exact age	0	
90	I am not sure	0	
93	Prefer not to answer	12	 0.5%
95	Not had sex with this partner in the last 4 weeks	0	
97	N/A	0	
98	Don't know	51	 2.1%
Sysmiss		669	

Warning: these figures indicate the number of cases found in the data file. They cannot be interpreted as summary statistics of the population of interest.

## # hq\_pep\_heardof: Have you ever heard of drugs that can be taken to prevent HIV infection after po



Information	[Type= discrete] [Format=numeric] [Range= 0-98] [Missing=*]
Statistics [NW/ W]	[Valid=2395 /-] [Invalid=669 /-]

Value	Label	Cases	Percentage
0	No, I have never had it	0	
1	Yes	631	 26.3%
2	No	1762	 73.6%
3	Yes, but not sure about the exact age	0	
90	I am not sure	0	
93	Prefer not to answer	2	 0.1%
95	Not had sex with this partner in the last 4 weeks	0	
97	N/A	0	
98	Don't know	0	
Sysmiss		669	

Warning: these figures indicate the number of cases found in the data file. They cannot be interpreted as summary statistics of the population of interest.

## # hq\_pep\_knowplaces: Do you know where such services are offered?

Information	[Type= discrete] [Format=numeric] [Range= 0-98] [Missing=*]
Statistics [NW/ W]	[Valid=630 /-] [Invalid=2434 /-]

Value	Label	Cases	Percentage
0	No, I have never had it	0	
1	Yes	544	 86.3%
2	No	86	 13.7%
3	Yes, but not sure about the exact age	0	
90	I am not sure	0	
93	Prefer not to answer	0	
95	Not had sex with this partner in the last 4 weeks	0	
97	N/A	0	
98	Don't know	0	
Sysmiss		2434	

Warning: these figures indicate the number of cases found in the data file. They cannot be interpreted as summary statistics of the population of interest.

## # hq\_pep\_taken: Have you ever taken PEP?

Information	[Type= discrete] [Format=numeric] [Range= 0-98] [Missing=*]
Statistics [NW/ W]	[Valid=631 /-] [Invalid=2433 /-]

# File : AHRI.DREAMS.MultiLevel.IndivGeneralHealth.2019.v1

## # hq\_pep\_taken: Have you ever taken PEP?

Value	Label	Cases	Percentage
0	No, I have never had it	0	
1	Yes	4	0.6%
2	No	627	99.4%
3	Yes, but not sure about the exact age	0	
90	I am not sure	0	
93	Prefer not to answer	0	
95	Not had sex with this partner in the last 4 weeks	0	
97	N/A	0	
98	Don't know	0	
Sysmiss		2433	

Warning: these figures indicate the number of cases found in the data file. They cannot be interpreted as summary statistics of the population of interest.

## # hq\_pep\_lasttaken: How long ago did you last take PEP?

Information	[Type= discrete] [Format=numeric] [Range= 0-8] [Missing=*]
Statistics [NW/ W]	[Valid=4 /-] [Invalid=3060 /-]

## # hq\_pep\_lasttakenunit: Is value in:

Information	[Type= discrete] [Format=numeric] [Range= 1-4] [Missing=*]
Statistics [NW/ W]	[Valid=4 /-] [Invalid=3060 /-]

Value	Label	Cases	Percentage
1	Days	1	25.0%
2	Weeks	1	25.0%
3	Months	0	
4	Years	2	50.0%
Sysmiss		3060	

Warning: these figures indicate the number of cases found in the data file. They cannot be interpreted as summary statistics of the population of interest.

## # hq\_pep\_takenwhy: Why did you take PEP?

Information	[Type= discrete] [Format=character] [Missing=*]
Statistics [NW/ W]	[Valid=4 /-] [Invalid=0 /-]

## # hq\_pep\_getwhere: Where did you receive PEP from?

Information	[Type= discrete] [Format=numeric] [Range= 1-93] [Missing=*]
Statistics [NW/ W]	[Valid=4 /-] [Invalid=3060 /-]

Value	Label	Cases	Percentage
1	Clinic	4	100.0%
2	Mobile clinic	0	
3	Treatment Collection Centre	0	
4	Independent physician	0	
5	Independent organization	0	
6	Outside the study area / Outside of PIPSA	0	
93	Prefer not to answer	0	
Sysmiss		3060	

Warning: these figures indicate the number of cases found in the data file. They cannot be interpreted as summary statistics of the population of interest.

# File : AHRI.DREAMS.MultiLevel.IndivGeneralHealth.2019.v1

## # hq\_prep\_knowof: Have you ever heard of PrEP? (These are tablets that people who do not have HIV)

**Information** [Type= discrete] [Format=numeric] [Range= 0-98] [Missing=\*]

**Statistics [NW/ W]** [Valid=2395 /-] [Invalid=669 /-]

Value	Label	Cases	Percentage
0	No, I have never had it	0	
1	Yes	859	35.9%
2	No	1534	64.1%
3	Yes, but not sure about the exact age	0	
90	I am not sure	0	
93	Prefer not to answer	2	0.1%
95	Not had sex with this partner in the last 4 weeks	0	
97	N/A	0	
98	Don't know	0	
Sysmiss		669	

*Warning: these figures indicate the number of cases found in the data file. They cannot be interpreted as summary statistics of the population of interest.*

## # hq\_prep\_heardwhere: Where did you hear about PrEP?

**Information** [Type= discrete] [Format=character] [Missing=\*]

**Statistics [NW/ W]** [Valid=858 /-] [Invalid=0 /-]

## # hq\_prep\_offered: Have you ever been offered PrEP?

**Information** [Type= discrete] [Format=numeric] [Range= 0-98] [Missing=\*]

**Statistics [NW/ W]** [Valid=859 /-] [Invalid=2205 /-]

Value	Label	Cases	Percentage
0	No, I have never had it	0	
1	Yes	22	2.6%
2	No	837	97.4%
3	Yes, but not sure about the exact age	0	
90	I am not sure	0	
93	Prefer not to answer	0	
95	Not had sex with this partner in the last 4 weeks	0	
97	N/A	0	
98	Don't know	0	
Sysmiss		2205	

*Warning: these figures indicate the number of cases found in the data file. They cannot be interpreted as summary statistics of the population of interest.*

## # hq\_prep\_taken12mths: Did you use/ participate in the service in the past 12 months?

**Information** [Type= discrete] [Format=numeric] [Range= 0-98] [Missing=\*]

**Statistics [NW/ W]** [Valid=22 /-] [Invalid=3042 /-]

Value	Label	Cases	Percentage
0	No, I have never had it	0	
1	Yes	14	63.6%
2	No	8	36.4%
3	Yes, but not sure about the exact age	0	
90	I am not sure	0	
93	Prefer not to answer	0	

## File : AHRI.DREAMS.MultiLevel.IndivGeneralHealth.2019.v1

### # hq\_prep\_taken12mths: Did you use/ participate in the service in the past 12 months?

Value	Label	Cases	Percentage
95	Not had sex with this partner in the last 4 weeks	0	
97	N/A	0	
98	Don't know	0	
Sysmiss		3042	

*Warning: these figures indicate the number of cases found in the data file. They cannot be interpreted as summary statistics of the population of interest.*

### # hq\_prep\_currtaken: Are you currently taking PrEP to prevent HIV?

<b>Information</b>	[Type= discrete] [Format=numeric] [Range= 0-98] [Missing=*]
<b>Statistics [NW/ W]</b>	[Valid=14 /-] [Invalid=3050 /-]

Value	Label	Cases	Percentage
0	No, I have never had it	0	
1	Yes	8	57.1%
2	No	6	42.9%
3	Yes, but not sure about the exact age	0	
90	I am not sure	0	
93	Prefer not to answer	0	
95	Not had sex with this partner in the last 4 weeks	0	
97	N/A	0	
98	Don't know	0	
Sysmiss		3050	

*Warning: these figures indicate the number of cases found in the data file. They cannot be interpreted as summary statistics of the population of interest.*

### # hq\_prep\_reasnottaken: Why did you decide not to take PrEP?

<b>Information</b>	[Type= discrete] [Format=numeric] [Range= 1-96] [Missing=*]
<b>Statistics [NW/ W]</b>	[Valid=0 /-] [Invalid=3064 /-]

Value	Label	Cases	Percentage
1	I do not feel that I need it	0	
2	I am worried about its side effects or safety	0	
3	It is inconvenient to go through the process at the	0	
93	Prefer not to answer	0	
96	Other, specify	0	
Sysmiss		3064	

*Warning: these figures indicate the number of cases found in the data file. They cannot be interpreted as summary statistics of the population of interest.*

# hq_prep_reasnototh: Please specify detail on the other reason why you did not take PrEP			
Information	[Type= discrete] [Format=character] [Missing=*]		
Statistics [NW/ W]	[Valid=0 /-] [Invalid=0 /-]		
# hq_prep_getwhere: Where are you receiving PrEP? Please tell us the name of the clinic/organisation			
Information	[Type= discrete] [Format=numeric] [Range= 1-996] [Missing=*]		
Statistics [NW/ W]	[Valid=8 /-] [Invalid=3056 /-]		
Value	Label	Cases	Percentage
1	Esiyembeni	0	
2	Gunjaneni	0	
3	Kwamsane	0	
4	Machibini	0	
5	Madwaleni	0	
6	Mpukunyoni	0	
7	Mtubatuba	1	12.5%
8	Nkundusi	0	
9	Ntondweni	0	
10	Somkhele	0	
11	Another place outside of the surveillance area	0	
12	Doctor	0	
13	Pharmacy	0	
14	Africa Centre / AHRI	3	37.5%
15	FHI 360	0	
16	Humana People to People South Africa (HPPSA)	0	
17	Hope International	0	
18	NACOSA	0	
19	EDI	0	
20	Ezibayeni	0	
21	Unyezi	0	
22	Isikondlakondla	0	
23	MatCH	0	
24	FPD	0	
25	AFSA	0	
26	TB/HIV Care Association	0	
27	School/DOE	0	
28	Isisekelo Seimpilo clinic - Mtubatuba/Kwamsane/mobile	3	37.5%
96	Another place within the surveillance area	1	12.5%
996	other organization	0	
Sysmiss		3056	
Warning: these figures indicate the number of cases found in the data file. They cannot be interpreted as summary statistics of the population of interest.			
# hq_prep_getwhereoth_in: Please specify details of the place you receive PrEP			
Information	[Type= discrete] [Format=character] [Missing=*]		
Statistics [NW/ W]	[Valid=1 /-] [Invalid=0 /-]		
# hq_prep_getwhereoth_out: Please specify details of the place you receive PrEP			
Information	[Type= discrete] [Format=character] [Missing=*]		
Statistics [NW/ W]	[Valid=0 /-] [Invalid=0 /-]		

# hq_prep_getwhereoth_org: Please specify details of the other organization				
Information	[Type= discrete] [Format=character] [Missing=*]			
Statistics [NW/ W]	[Valid=0 /-] [Invalid=0 /-]			
# hq_prep_takendaily: Do you take PrEP every day?				
Information	[Type= discrete] [Format=numeric] [Range= 0-98] [Missing=*]			
Statistics [NW/ W]	[Valid=8 /-] [Invalid=3056 /-]			
Value	Label	Cases	Percentage	
0	No, I have never had it	0	<div><div></div></div> 75.0%	
1	Yes	6		
2	No	2		<div><div></div></div> 25.0%
3	Yes, but not sure about the exact age	0		
90	I am not sure	0		
93	Prefer not to answer	0		
95	Not had sex with this partner in the last 4 weeks	0		
97	N/A	0		
98	Don't know	0		
Sysmiss		3056		
Warning: these figures indicate the number of cases found in the data file. They cannot be interpreted as summary statistics of the population of interest.				
# hq_prep_taketime: When you take your PrEP do you usually take it at the same time?				
Information	[Type= discrete] [Format=numeric] [Range= 0-98] [Missing=*]			
Statistics [NW/ W]	[Valid=8 /-] [Invalid=3056 /-]			
Value	Label	Cases	Percentage	
0	No, I have never had it	0	<div><div></div></div> 87.5%	
1	Yes	7		
2	No	1		<div><div></div></div> 12.5%
3	Yes, but not sure about the exact age	0		
90	I am not sure	0		
93	Prefer not to answer	0		
95	Not had sex with this partner in the last 4 weeks	0		
97	N/A	0		
98	Don't know	0		
Sysmiss		3056		
Warning: these figures indicate the number of cases found in the data file. They cannot be interpreted as summary statistics of the population of interest.				
# hq_prep_takenstrug_2: Are you struggling to take you PrEP drugs as advised by the doctor because (plea				
Information	[Type= discrete] [Format=numeric] [Range= 2-96] [Missing=*]			
Statistics [NW/ W]	[Valid=7 /-] [Invalid=3057 /-]			
Value	Label	Cases	Percentage	
2	No, I take my tablets as instructed	7	<div><div></div></div> 100.0%	
3	I forget to take my pills	0		
4	I do not always have food to take with the pills	0		
5	Other people might see me take them	0		
6	I sometimes do not have transport to collect my pills on time	0		
7	I get side effects from the pills	0		
8	I am away from home	0		
93	Prefer not to answer	0		

# hq_prep_takenstrug_2: Are you struggling to take you PrEP drugs as advised by the doctor because (plea			
Value	Label	Cases	Percentage
96	Other, specify	0	
Sysmiss		3057	
Warning: these figures indicate the number of cases found in the data file. They cannot be interpreted as summary statistics of the population of interest.			
# hq_prep_takenstrug_7: Are you struggling to take you PrEP drugs as advised by the doctor because (plea			
Information	[Type= discrete] [Format=numeric] [Range= 2-96] [Missing=*]		
Statistics [NW/ W]	[Valid=1 /-] [Invalid=3063 /-]		
Value	Label	Cases	Percentage
2	No, I take my tablets as instructed	0	
3	I forget to take my pills	0	
4	I do not always have food to take with the pills	0	
5	Other people might see me take them	0	
6	I sometimes do not have transport to collect my pills on time	0	
7	I get side effects from the pills	1	100.0%
8	I am away from home	0	
93	Prefer not to answer	0	
96	Other, specify	0	
Sysmiss		3063	
Warning: these figures indicate the number of cases found in the data file. They cannot be interpreted as summary statistics of the population of interest.			
# hq_prep_takenstrugpoth: Please specify other reason for not taking your PrEP as described:			
Information	[Type= discrete] [Format=character] [Missing=*]		
Statistics [NW/ W]	[Valid=0 /-] [Invalid=0 /-]		
# hq_prep_takensupp: Have you been supported by [name of intervention/NGO etc] to take your PrEP dru			
Information	[Type= discrete] [Format=numeric] [Range= 0-98] [Missing=*]		
Statistics [NW/ W]	[Valid=8 /-] [Invalid=3056 /-]		
Value	Label	Cases	Percentage
0	No, I have never had it	0	
1	Yes	6	75.0%
2	No	1	12.5%
3	Yes, but not sure about the exact age	0	
90	I am not sure	0	
93	Prefer not to answer	1	12.5%
95	Not had sex with this partner in the last 4 weeks	0	
97	N/A	0	
98	Don't know	0	
Sysmiss		3056	
Warning: these figures indicate the number of cases found in the data file. They cannot be interpreted as summary statistics of the population of interest.			
# hq_prep_freq_med_take: In general, are you the type of person who would rather:			
Information	[Type= discrete] [Format=numeric] [Range= 1-3] [Missing=*]		
Statistics [NW/ W]	[Valid=2395 /-] [Invalid=669 /-]		
Value	Label	Cases	Percentage
1	Take a pill every single day at home	818	34.2%
2	Take a pill 2-3 times per week at home	235	9.8%

# <b>hq_prep_freq_med_take: In general, are you the type of person who would rather:</b>			
Value	Label	Cases	Percentage
3	Receive an injection every 2 months at a clinic	1342	<div><div></div></div> 56.0%
Sysmiss		669	
Warning: these figures indicate the number of cases found in the data file. They cannot be interpreted as summary statistics of the population of interest.			
# <b>hq_imprt_feats_1: Which features of an injectable medicine to prevent HIV are important to you</b>			
Information	[Type= discrete] [Format=numeric] [Range= 1-3] [Missing=*]		
Statistics [NW/ W]	[Valid=2394 /-] [Invalid=670 /-]		
Value	Label	Cases	Percentage
1	Not important	108	<div><div></div></div> 4.5%
2	A little important	90	<div><div></div></div> 3.8%
3	Very important	2196	<div><div></div></div> 91.7%
Sysmiss		670	
Warning: these figures indicate the number of cases found in the data file. They cannot be interpreted as summary statistics of the population of interest.			
# <b>hq_imprt_feats_2: Which features of an injectable medicine to prevent HIV are important to you</b>			
Information	[Type= discrete] [Format=numeric] [Range= 1-3] [Missing=*]		
Statistics [NW/ W]	[Valid=2394 /-] [Invalid=670 /-]		
Value	Label	Cases	Percentage
1	Not important	236	<div><div></div></div> 9.9%
2	A little important	324	<div><div></div></div> 13.5%
3	Very important	1834	<div><div></div></div> 76.6%
Sysmiss		670	
Warning: these figures indicate the number of cases found in the data file. They cannot be interpreted as summary statistics of the population of interest.			
# <b>hq_imprt_feats_3: Which features of an injectable medicine to prevent HIV are important to you</b>			
Information	[Type= discrete] [Format=numeric] [Range= 1-3] [Missing=*]		
Statistics [NW/ W]	[Valid=2394 /-] [Invalid=670 /-]		
Value	Label	Cases	Percentage
1	Not important	146	<div><div></div></div> 6.1%
2	A little important	170	<div><div></div></div> 7.1%
3	Very important	2078	<div><div></div></div> 86.8%
Sysmiss		670	
Warning: these figures indicate the number of cases found in the data file. They cannot be interpreted as summary statistics of the population of interest.			
# <b>hq_imprt_feats_4: Which features of an injectable medicine to prevent HIV are important to you</b>			
Information	[Type= discrete] [Format=numeric] [Range= 1-3] [Missing=*]		
Statistics [NW/ W]	[Valid=2394 /-] [Invalid=670 /-]		
Value	Label	Cases	Percentage
1	Not important	146	<div><div></div></div> 6.1%
2	A little important	216	<div><div></div></div> 9.0%
3	Very important	2032	<div><div></div></div> 84.9%
Sysmiss		670	
Warning: these figures indicate the number of cases found in the data file. They cannot be interpreted as summary statistics of the population of interest.			
# <b>hq_imprt_feats_5: Which features of an injectable medicine to prevent HIV are important to you</b>			
Information	[Type= discrete] [Format=numeric] [Range= 1-3] [Missing=*]		
Statistics [NW/ W]	[Valid=2395 /-] [Invalid=669 /-]		

# hq_imprt_feats_5: Which features of an injectable medicine to prevent HIV are important to you			
Value	Label	Cases	Percentage
1	Not important	180	<div><div></div></div> 7.5%
2	A little important	202	<div><div></div></div> 8.4%
3	Very important	2013	<div><div></div></div> 84.1%
Sysmiss		669	
Warning: these figures indicate the number of cases found in the data file. They cannot be interpreted as summary statistics of the population of interest.			
# hq_imprt_feats_6: Which features of an injectable medicine to prevent HIV are important to you			
Information	[Type= discrete] [Format=numeric] [Range= 1-3] [Missing=*]		
Statistics [NW/ W]	[Valid=2394 /-] [Invalid=670 /-]		
Value	Label	Cases	Percentage
1	Not important	710	<div><div></div></div> 29.7%
2	A little important	255	<div><div></div></div> 10.7%
3	Very important	1429	<div><div></div></div> 59.7%
Sysmiss		670	
Warning: these figures indicate the number of cases found in the data file. They cannot be interpreted as summary statistics of the population of interest.			
# hq_imprt_feats_7: Which features of an injectable medicine to prevent HIV are important to you			
Information	[Type= discrete] [Format=numeric] [Range= 1-3] [Missing=*]		
Statistics [NW/ W]	[Valid=2394 /-] [Invalid=670 /-]		
Value	Label	Cases	Percentage
1	Not important	159	<div><div></div></div> 6.6%
2	A little important	247	<div><div></div></div> 10.3%
3	Very important	1988	<div><div></div></div> 83.0%
Sysmiss		670	
Warning: these figures indicate the number of cases found in the data file. They cannot be interpreted as summary statistics of the population of interest.			
# hq_imprt_feats_8: Which features of an injectable medicine to prevent HIV are important to you			
Information	[Type= discrete] [Format=numeric] [Range= 1-3] [Missing=*]		
Statistics [NW/ W]	[Valid=2395 /-] [Invalid=669 /-]		
Value	Label	Cases	Percentage
1	Not important	1156	<div><div></div></div> 48.3%
2	A little important	290	<div><div></div></div> 12.1%
3	Very important	949	<div><div></div></div> 39.6%
Sysmiss		669	
Warning: these figures indicate the number of cases found in the data file. They cannot be interpreted as summary statistics of the population of interest.			
# hq_everSmoke: In your whole life up to now, have you ever smoked a cigarette?			
Information	[Type= discrete] [Format=numeric] [Range= 0-98] [Missing=*]		
Statistics [NW/ W]	[Valid=2576 /-] [Invalid=488 /-]		
Value	Label	Cases	Percentage
0	No, I have never had it	0	
1	Yes	714	<div><div></div></div> 27.7%
2	No	1858	<div><div></div></div> 72.1%
3	Yes, but not sure about the exact age	0	
90	I am not sure	0	
93	Prefer not to answer	4	<div><div></div></div> 0.2%

# hq_everSmoke: In your whole life up to now, have you ever smoked a cigarette?			
Value	Label	Cases	Percentage
95	Not had sex with this partner in the last 4 weeks	0	
97	N/A	0	
98	Don't know	0	
Sysmiss		488	
Warning: these figures indicate the number of cases found in the data file. They cannot be interpreted as summary statistics of the population of interest.			
# hq_frstsmoke_age: How old were you when you smoked your first cigarette? If you can't remember, pl			
Information	[Type= continuous] [Format=numeric] [Range= 1-32] [Missing=*]		
Statistics [NW/ W]	[Valid=714 /-] [Invalid=2350 /-] [Mean=18.025 /-] [StdDev=3.573 /-]		
# hq_dayssmoked_mths: How many days have you smoked at least one cigarette in the past month? [number			
Information	[Type= continuous] [Format=numeric] [Range= 0-318] [Missing=*]		
Statistics [NW/ W]	[Valid=534 /-] [Invalid=2530 /-] [Mean=14.989 /-] [StdDev=18.745 /-]		
# hq_smokless_tabac: Have you used smokeless tobacco products such as snuff or chewing tobacco in the			
Information	[Type= discrete] [Format=numeric] [Range= 0-98] [Missing=*]		
Statistics [NW/ W]	[Valid=535 /-] [Invalid=2529 /-]		
Value	Label	Cases	Percentage
0	No, I have never had it	0	
1	Yes	15	<div><div></div></div> 2.8%
2	No	520	<div><div></div></div> 97.2%
3	Yes, but not sure about the exact age	0	
90	I am not sure	0	
93	Prefer not to answer	0	
95	Not had sex with this partner in the last 4 weeks	0	
97	N/A	0	
98	Don't know	0	
Sysmiss		2529	
Warning: these figures indicate the number of cases found in the data file. They cannot be interpreted as summary statistics of the population of interest.			
# hq_everdrink: In your whole life up to now, have you ever drunk one "drink" of alcohol (e.g. a			
Information	[Type= discrete] [Format=numeric] [Range= 0-98] [Missing=*]		
Statistics [NW/ W]	[Valid=2796 /-] [Invalid=268 /-]		
Value	Label	Cases	Percentage
0	No, I have never had it	0	
1	Yes	1814	<div><div></div></div> 64.9%
2	No	979	<div><div></div></div> 35.0%
3	Yes, but not sure about the exact age	0	
90	I am not sure	0	
93	Prefer not to answer	3	<div><div></div></div> 0.1%
95	Not had sex with this partner in the last 4 weeks	0	
97	N/A	0	
98	Don't know	0	
Sysmiss		268	
Warning: these figures indicate the number of cases found in the data file. They cannot be interpreted as summary statistics of the population of interest.			

# hq_frstdrink_age: How old were you when you drank your first drink? If you can't remember, please			
Information	[Type= continuous] [Format=numeric] [Range= 5-32] [Missing=*]		
Statistics [NW/ W]	[Valid=1814 /-] [Invalid=1250 /-] [Mean=17.496 /-] [StdDev=3.785 /-]		
# hq_daysdrunk_mths: How many days have you drunk at least one drink in the past month? [number of da			
Information	[Type= continuous] [Format=numeric] [Range= 0-31] [Missing=*]		
Statistics [NW/ W]	[Valid=1414 /-] [Invalid=1650 /-] [Mean=2.482 /-] [StdDev=4.662 /-]		
# hq_more5drinks_day: How many days have you drunk 5 or more drinks (in succession) on one or more day			
Information	[Type= continuous] [Format=numeric] [Range= 0-31] [Missing=*]		
Statistics [NW/ W]	[Valid=1415 /-] [Invalid=1649 /-] [Mean=1.545 /-] [StdDev=3.809 /-]		
# hq_everuse_cannab: In your whole life up to now, have you ever used cannabis (dagga)?			
Information	[Type= discrete] [Format=numeric] [Range= 0-98] [Missing=*]		
Statistics [NW/ W]	[Valid=2482 /-] [Invalid=582 /-]		
Value	Label	Cases	Percentage
0	No, I have never had it	0	
1	Yes	372	15.0%
2	No	2108	84.9%
3	Yes, but not sure about the exact age	0	
90	I am not sure	0	
93	Prefer not to answer	2	0.1%
95	Not had sex with this partner in the last 4 weeks	0	
97	N/A	0	
98	Don't know	0	
Sysmiss		582	
Warning: these figures indicate the number of cases found in the data file. They cannot be interpreted as summary statistics of the population of interest.			
# hq_frstcannab_age: How old were you when you used cannabis (dagga)? If you can't remember, please g			
Information	[Type= continuous] [Format=numeric] [Range= 5-34] [Missing=*]		
Statistics [NW/ W]	[Valid=372 /-] [Invalid=2692 /-] [Mean=17.812 /-] [StdDev=3.586 /-]		
# hq_dayscannab_mths: How many days have you used cannabis in the past month? [number of days]			
Information	[Type= continuous] [Format=numeric] [Range= 0-31] [Missing=*]		
Statistics [NW/ W]	[Valid=285 /-] [Invalid=2779 /-] [Mean=10.242 /-] [StdDev=12.576 /-]		
# hq_usedoth_drugs_2: Have you ever used other drugs such as (Tick all that apply)			
Information	[Type= discrete] [Format=numeric] [Range= 2-96] [Missing=*]		
Statistics [NW/ W]	[Valid=2368 /-] [Invalid=696 /-]		
Value	Label	Cases	Percentage
2	No	2368	100.0%
3	Inhalants like glue, paint thinners, benzine or petrol	0	
4	Methaqualone (Mandrax)	0	
5	Cocaine	0	
6	Heroin	0	
7	Club drugs, Specify	0	
8	Over-the counter drugs, Specify	0	
9	Prescription drugs, Specify	0	
93	Prefer not to answer	0	

# hq_usedoth_drugs_2: Have you ever used other drugs such as (Tick all that apply)			
Value	Label	Cases	Percentage
96	Other, Specify	0	
Sysmiss		696	
Warning: these figures indicate the number of cases found in the data file. They cannot be interpreted as summary statistics of the population of interest.			
# hq_usedoth_drugs_3: Have you ever used other drugs such as (Tick all that apply)			
Information	[Type= discrete] [Format=numeric] [Range= 2-96] [Missing=*]		
Statistics [NW/ W]	[Valid=9 /-] [Invalid=3055 /-]		
Value	Label	Cases	Percentage
2	No	0	
3	Inhalants like glue, paint thinners, benzine or petrol	9	100.0%
4	Methaqualone (Mandrax)	0	
5	Cocaine	0	
6	Heroin	0	
7	Club drugs, Specify	0	
8	Over-the counter drugs, Specify	0	
9	Prescription drugs, Specify	0	
93	Prefer not to answer	0	
96	Other, Specify	0	
Sysmiss		3055	
Warning: these figures indicate the number of cases found in the data file. They cannot be interpreted as summary statistics of the population of interest.			
# hq_usedoth_drugs_4: Have you ever used other drugs such as (Tick all that apply)			
Information	[Type= discrete] [Format=numeric] [Range= 2-96] [Missing=*]		
Statistics [NW/ W]	[Valid=2 /-] [Invalid=3062 /-]		
Value	Label	Cases	Percentage
2	No	0	
3	Inhalants like glue, paint thinners, benzine or petrol	0	
4	Methaqualone (Mandrax)	2	100.0%
5	Cocaine	0	
6	Heroin	0	
7	Club drugs, Specify	0	
8	Over-the counter drugs, Specify	0	
9	Prescription drugs, Specify	0	
93	Prefer not to answer	0	
96	Other, Specify	0	
Sysmiss		3062	
Warning: these figures indicate the number of cases found in the data file. They cannot be interpreted as summary statistics of the population of interest.			
# hq_usedoth_drugs_5: Have you ever used other drugs such as (Tick all that apply)			
Information	[Type= discrete] [Format=numeric] [Range= 2-96] [Missing=*]		
Statistics [NW/ W]	[Valid=3 /-] [Invalid=3061 /-]		
Value	Label	Cases	Percentage
2	No	0	
3	Inhalants like glue, paint thinners, benzine or petrol	0	
4	Methaqualone (Mandrax)	0	
5	Cocaine	3	100.0%

# <b>hq_usedoth_drugs_5: Have you ever used other drugs such as (Tick all that apply)</b>			
Value	Label	Cases	Percentage
6	Heroin	0	
7	Club drugs, Specify	0	
8	Over-the counter drugs, Specify	0	
9	Prescription drugs, Specify	0	
93	Prefer not to answer	0	
96	Other, Specify	0	
Sysmiss		3061	
<i>Warning: these figures indicate the number of cases found in the data file. They cannot be interpreted as summary statistics of the population of interest.</i>			
# <b>hq_usedoth_drugs_6: Have you ever used other drugs such as (Tick all that apply)</b>			
Information	[Type= discrete] [Format=numeric] [Range= 2-96] [Missing=*]		
Statistics [NW/ W]	[Valid=1 /-] [Invalid=3063 /-]		
Value	Label	Cases	Percentage
2	No	0	
3	Inhalants like glue, paint thinners, benzine or petrol	0	
4	Methaqualone (Mandrax)	0	
5	Cocaine	0	
6	Heroin	1	<div><div></div></div> 100.0%
7	Club drugs, Specify	0	
8	Over-the counter drugs, Specify	0	
9	Prescription drugs, Specify	0	
93	Prefer not to answer	0	
96	Other, Specify	0	
Sysmiss		3063	
<i>Warning: these figures indicate the number of cases found in the data file. They cannot be interpreted as summary statistics of the population of interest.</i>			
# <b>hq_usedoth_drugs_7: Have you ever used other drugs such as (Tick all that apply)</b>			
Information	[Type= discrete] [Format=numeric] [Range= 2-96] [Missing=*]		
Statistics [NW/ W]	[Valid=3 /-] [Invalid=3061 /-]		
Value	Label	Cases	Percentage
2	No	0	
3	Inhalants like glue, paint thinners, benzine or petrol	0	
4	Methaqualone (Mandrax)	0	
5	Cocaine	0	
6	Heroin	0	
7	Club drugs, Specify	3	<div><div></div></div> 100.0%
8	Over-the counter drugs, Specify	0	
9	Prescription drugs, Specify	0	
93	Prefer not to answer	0	
96	Other, Specify	0	
Sysmiss		3061	
<i>Warning: these figures indicate the number of cases found in the data file. They cannot be interpreted as summary statistics of the population of interest.</i>			
# <b>hq_usedoth_drugs_93: Have you ever used other drugs such as (Tick all that apply)</b>			
Information	[Type= discrete] [Format=numeric] [Range= 2-96] [Missing=*]		
Statistics [NW/ W]	[Valid=3 /-] [Invalid=3061 /-]		

# <b>hq_usedoth_drugs_93: Have you ever used other drugs such as (Tick all that apply)</b>			
Value	Label	Cases	Percentage
2	No	0	
3	Inhalants like glue, paint thinners, benzine or petrol	0	
4	Methaqualone (Mandrax)	0	
5	Cocaine	0	
6	Heroin	0	
7	Club drugs, Specify	0	
8	Over-the counter drugs, Specify	0	
9	Prescription drugs, Specify	0	
93	Prefer not to answer	3	<div></div> 100.0%
96	Other, Specify	0	
Sysmiss		3061	
<i>Warning: these figures indicate the number of cases found in the data file. They cannot be interpreted as summary statistics of the population of interest.</i>			
# <b>hq_usedoth_drugs_96: Have you ever used other drugs such as (Tick all that apply)</b>			
Information	[Type= discrete] [Format=numeric] [Range= 2-96] [Missing=*]		
Statistics [NW/ W]	[Valid=4 /-] [Invalid=3060 /-]		
Value	Label	Cases	Percentage
2	No	0	
3	Inhalants like glue, paint thinners, benzine or petrol	0	
4	Methaqualone (Mandrax)	0	
5	Cocaine	0	
6	Heroin	0	
7	Club drugs, Specify	0	
8	Over-the counter drugs, Specify	0	
9	Prescription drugs, Specify	0	
93	Prefer not to answer	0	
96	Other, Specify	4	<div></div> 100.0%
Sysmiss		3060	
<i>Warning: these figures indicate the number of cases found in the data file. They cannot be interpreted as summary statistics of the population of interest.</i>			
# <b>hq_othdrug_oth: Please specify more details on the kind of other drugs you have used?</b>			
Information	[Type= discrete] [Format=character] [Missing=*]		
Statistics [NW/ W]	[Valid=3 /-] [Invalid=0 /-]		

# File : AHRI.DREAMS.MultiLevel.IndividualConsent\_Age13-17.2019.v1

## # project\_id: REDCap Project Identifier

Information	[Type= discrete] [Format=numeric] [Range= 463-463] [Missing=*]
Statistics [NW/ W]	[Valid=3064 /-] [Invalid=0 /-]

## # event\_id: REDCap Event Identifier

Information	[Type= discrete] [Format=numeric] [Range= 1372-1372] [Missing=*]
Statistics [NW/ W]	[Valid=3064 /-] [Invalid=0 /-]

## # cohort: Cohort Description

Information	[Type= discrete] [Format=character] [Missing=*]
Statistics [NW/ W]	[Valid=3064 /-] [Invalid=0 /-]

## # round: Round Description

Information	[Type= discrete] [Format=character] [Missing=*]
Statistics [NW/ W]	[Valid=3064 /-] [Invalid=0 /-]

## # IIntId: Individual ID

Information	[Type= continuous] [Format=numeric] [Range= 261-220477] [Missing=*]
Statistics [NW/ W]	[Valid=3064 /-] [Invalid=0 /-] [Mean=89193.296 /-] [StdDev=49808.601 /-]

## # ic\_indiv\_age\_verify1: Was the participant's age verified

Information	[Type= discrete] [Format=numeric] [Range= 0-98] [Missing=*]
Statistics [NW/ W]	[Valid=665 /-] [Invalid=2399 /-]

Value	Label	Cases	Percentage
0	No, I have never had it	0	
1	Yes	617	92.8%
2	No	48	7.2%
3	Yes, but not sure about the exact age	0	
90	I am not sure	0	
93	Prefer not to answer	0	
95	Not had sex with this partner in the last 4 weeks	0	
97	N/A	0	
98	Don't know	0	
Sysmiss		2399	

Warning: these figures indicate the number of cases found in the data file. They cannot be interpreted as summary statistics of the population of interest.

## # ic\_indiv\_verified\_how1: By which method was the participant's age verified

Information	[Type= discrete] [Format=numeric] [Range= 1-96] [Missing=*]
Statistics [NW/ W]	[Valid=617 /-] [Invalid=2447 /-]

Value	Label	Cases	Percentage
1	Birth Certificate	602	97.6%
2	ID	7	1.1%
96	Other, specify	8	1.3%
Sysmiss		2447	

Warning: these figures indicate the number of cases found in the data file. They cannot be interpreted as summary statistics of the population of interest.

## # ic\_indiv\_verified\_how\_oth1: By which method was the participant's age verified

Information	[Type= discrete] [Format=character] [Missing=*]
-------------	---

# File : AHRI.DREAMS.MultiLevel.IndividualConsent\_Age13-17.2019.v1

## # ic\_indiv\_verified\_how\_oth1: By which method was the participant's age verified

Statistics [NW/ W] [Valid=8 /-] [Invalid=0 /-]

## # ic\_indiv\_who\_consent1: Who has given permission on behalf of the participant to participate in this stu

Information [Type= discrete] [Format=numeric] [Range= 1-96] [Missing=\*]

Statistics [NW/ W] [Valid=617 /-] [Invalid=2447 /-]

Value	Label	Cases	Percentage
1	Parent	434	70.3%
2	Legal Guardian	128	20.7%
3	Care Provided	54	8.8%
96	Other, specify	1	0.2%
Sysmiss		2447	

Warning: these figures indicate the number of cases found in the data file. They cannot be interpreted as summary statistics of the population of interest.

## # ic\_indiv\_enough\_info1: Did you get enough information about this study?

Information [Type= discrete] [Format=numeric] [Range= 0-98] [Missing=\*]

Statistics [NW/ W] [Valid=669 /-] [Invalid=2395 /-]

Value	Label	Cases	Percentage
0	No, I have never had it	0	
1	Yes	669	100.0%
2	No	0	
3	Yes, but not sure about the exact age	0	
90	I am not sure	0	
93	Prefer not to answer	0	
95	Not had sex with this partner in the last 4 weeks	0	
97	N/A	0	
98	Don't know	0	
Sysmiss		2395	

Warning: these figures indicate the number of cases found in the data file. They cannot be interpreted as summary statistics of the population of interest.

## # ic\_indiv\_ask\_questions1: Have you been given the opportunity to ask questions about research and your que

Information [Type= discrete] [Format=numeric] [Range= 0-98] [Missing=\*]

Statistics [NW/ W] [Valid=669 /-] [Invalid=2395 /-]

Value	Label	Cases	Percentage
0	No, I have never had it	0	
1	Yes	669	100.0%
2	No	0	
3	Yes, but not sure about the exact age	0	
90	I am not sure	0	
93	Prefer not to answer	0	
95	Not had sex with this partner in the last 4 weeks	0	
97	N/A	0	
98	Don't know	0	
Sysmiss		2395	


Warning: these figures indicate the number of cases found in the data file. They cannot be interpreted as summary statistics of the population of interest.

# File : AHRI.DREAMS.MultiLevel.IndividualConsent\_Age13-17.2019.v1

## # ic\_indiv\_consent\_dreams: Do you agree to participate in this study?

**Information** [Type= discrete] [Format=numeric] [Range= 0-98] [Missing=\*]

**Statistics [NW/ W]** [Valid=670 /-] [Invalid=2394 /-]



Value	Label	Cases	Percentage
0	No, I have never had it	0	
1	Yes	670	 100.0%
2	No	0	
3	Yes, but not sure about the exact age	0	
90	I am not sure	0	
93	Prefer not to answer	0	
95	Not had sex with this partner in the last 4 weeks	0	
97	N/A	0	
98	Don't know	0	
Sysmiss		2394	

*Warning: these figures indicate the number of cases found in the data file. They cannot be interpreted as summary statistics of the population of interest.*

## # ic\_indiv\_consent\_hsv\_1: Do you agree to have a your DBS used for HSV

**Information** [Type= discrete] [Format=numeric] [Range= 0-98] [Missing=\*]

**Statistics [NW/ W]** [Valid=645 /-] [Invalid=2419 /-]



Value	Label	Cases	Percentage
0	No, I have never had it	0	
1	Yes	613	 95.0%
2	No	32	 5.0%
3	Yes, but not sure about the exact age	0	
90	I am not sure	0	
93	Prefer not to answer	0	
95	Not had sex with this partner in the last 4 weeks	0	
97	N/A	0	
98	Don't know	0	
Sysmiss		2419	

*Warning: these figures indicate the number of cases found in the data file. They cannot be interpreted as summary statistics of the population of interest.*

## # ic\_indiv\_consent\_hivdbs\_1: Do you agree to having a dry blood spot taken for anonymous HIV testing

**Information** [Type= discrete] [Format=numeric] [Range= 0-98] [Missing=\*]

**Statistics [NW/ W]** [Valid=644 /-] [Invalid=2420 /-]

Value	Label	Cases	Percentage
0	No, I have never had it	0	
1	Yes	568	 88.2%
2	No	76	 11.8%
3	Yes, but not sure about the exact age	0	
90	I am not sure	0	
93	Prefer not to answer	0	
95	Not had sex with this partner in the last 4 weeks	0	
97	N/A	0	
98	Don't know	0	

# File : AHRI.DREAMS.MultiLevel.IndividualConsent\_Age13-17.2019.v1

## # ic\_indiv\_consent\_hivdbs\_1: Do you agree to having a dry blood spot taken for anonymous HIV testing

Value	Label	Cases	Percentage
Sysmiss		2420	

Warning: these figures indicate the number of cases found in the data file. They cannot be interpreted as summary statistics of the population of interest.

## # ic\_indiv\_consent\_prevhiv\_1: Do you agree to an anonymous test for HIV on your dried blood spot collected pre

Information	[Type= discrete] [Format=numeric] [Range= 0-98] [Missing=*]
Statistics [NW/ W]	[Valid=643 /-] [Invalid=2421 /-]

Value	Label	Cases	Percentage
0	No, I have never had it	0	
1	Yes	634	98.6%
2	No	9	1.4%
3	Yes, but not sure about the exact age	0	
90	I am not sure	0	
93	Prefer not to answer	0	
95	Not had sex with this partner in the last 4 weeks	0	
97	N/A	0	
98	Don't know	0	
Sysmiss		2421	

Warning: these figures indicate the number of cases found in the data file. They cannot be interpreted as summary statistics of the population of interest.

## # ic\_indiv\_consent\_hiv\_1: Do you agree to having a dry blood spot taken for anonymous HIV testing?

Information	[Type= discrete] [Format=numeric] [Range= 0-98] [Missing=*]
Statistics [NW/ W]	[Valid=481 /-] [Invalid=2583 /-]

Value	Label	Cases	Percentage
0	No, I have never had it	0	
1	Yes	260	54.1%
2	No	221	45.9%
3	Yes, but not sure about the exact age	0	
90	I am not sure	0	
93	Prefer not to answer	0	
95	Not had sex with this partner in the last 4 weeks	0	
97	N/A	0	
98	Don't know	0	
Sysmiss		2583	

Warning: these figures indicate the number of cases found in the data file. They cannot be interpreted as summary statistics of the population of interest.

## # ic\_indv\_dbs\_for\_pip1: Have you ever donated blood on this year for a home

Information	[Type= discrete] [Format=numeric] [Range= 0-98] [Missing=*]
Statistics [NW/ W]	[Valid=32 /-] [Invalid=3032 /-]

Value	Label	Cases	Percentage
0	No, I have never had it	0	
1	Yes	26	81.2%
2	No	6	18.8%
3	Yes, but not sure about the exact age	0	
90	I am not sure	0	

# File : AHRI.DREAMS.MultiLevel.IndividualConsent\_Age13-17.2019.v1

## # ic\_indv\_dbs\_for\_pip1: Have you ever donated blood on this year for a home

Value	Label	Cases	Percentage
93	Prefer not to answer	0	
95	Not had sex with this partner in the last 4 weeks	0	
97	N/A	0	
98	Don't know	0	
Sysmiss		3032	

Warning: these figures indicate the number of cases found in the data file. They cannot be interpreted as summary statistics of the population of interest.

## # ic\_indv\_use\_pip\_hsv\_1: Do you agree to having a dry blood spot taken for anonymous HSV2 testing?

Information	[Type= discrete] [Format=numeric] [Range= 0-98] [Missing=*]
Statistics [NW/ W]	[Valid=0 /-] [Invalid=3064 /-]

Value	Label	Cases	Percentage
0	No, I have never had it	0	
1	Yes	0	
2	No	0	
3	Yes, but not sure about the exact age	0	
90	I am not sure	0	
93	Prefer not to answer	0	
95	Not had sex with this partner in the last 4 weeks	0	
97	N/A	0	
98	Don't know	0	
Sysmiss		3064	

Warning: these figures indicate the number of cases found in the data file. They cannot be interpreted as summary statistics of the population of interest.

## # ic\_indv\_use\_pip\_hiv\_1: Do you agree to having a dry blood spot taken for anonymous HIV testing?

Information	[Type= discrete] [Format=numeric] [Range= 0-98] [Missing=*]
Statistics [NW/ W]	[Valid=0 /-] [Invalid=3064 /-]

Value	Label	Cases	Percentage
0	No, I have never had it	0	
1	Yes	0	
2	No	0	
3	Yes, but not sure about the exact age	0	
90	I am not sure	0	
93	Prefer not to answer	0	
95	Not had sex with this partner in the last 4 weeks	0	
97	N/A	0	
98	Don't know	0	
Sysmiss		3064	

Warning: these figures indicate the number of cases found in the data file. They cannot be interpreted as summary statistics of the population of interest.

## # ic\_indiv\_consent\_specstor1: Do you agree that your sample is stored?

Information	[Type= discrete] [Format=numeric] [Range= 0-98] [Missing=*]
Statistics [NW/ W]	[Valid=613 /-] [Invalid=2451 /-]

Value	Label	Cases	Percentage
0	No, I have never had it	0	

# File : AHRI.DREAMS.MultiLevel.IndividualConsent\_Age13-17.2019.v1

## # ic\_indiv\_consent\_specstor1: Do you agree that your sample is stored?

Value	Label	Cases	Percentage
1	Yes	593	96.7%
2	No	20	3.3%
3	Yes, but not sure about the exact age	0	
90	I am not sure	0	
93	Prefer not to answer	0	
95	Not had sex with this partner in the last 4 weeks	0	
97	N/A	0	
98	Don't know	0	
Sysmiss		2451	

Warning: these figures indicate the number of cases found in the data file. They cannot be interpreted as summary statistics of the population of interest.

## # ic\_indiv\_consent\_fut\_test1: Do you agree that the blood samples of you will be tested in the future, (like o

Information	[Type= discrete] [Format=numeric] [Range= 0-98] [Missing=*]
Statistics [NW/ W]	[Valid=659 /-] [Invalid=2405 /-]

Value	Label	Cases	Percentage
0	No, I have never had it	0	
1	Yes	655	99.4%
2	No	4	0.6%
3	Yes, but not sure about the exact age	0	
90	I am not sure	0	
93	Prefer not to answer	0	
95	Not had sex with this partner in the last 4 weeks	0	
97	N/A	0	
98	Don't know	0	
Sysmiss		2405	

Warning: these figures indicate the number of cases found in the data file. They cannot be interpreted as summary statistics of the population of interest.

## # ic\_indiv\_agree\_contact1: Do you agree that you are willing to be contacted by phone to schedule time for

Information	[Type= discrete] [Format=numeric] [Range= 0-98] [Missing=*]
Statistics [NW/ W]	[Valid=599 /-] [Invalid=2465 /-]

Value	Label	Cases	Percentage
0	No, I have never had it	0	
1	Yes	584	97.5%
2	No	15	2.5%
3	Yes, but not sure about the exact age	0	
90	I am not sure	0	
93	Prefer not to answer	0	
95	Not had sex with this partner in the last 4 weeks	0	
97	N/A	0	
98	Don't know	0	
Sysmiss		2465	

Warning: these figures indicate the number of cases found in the data file. They cannot be interpreted as summary statistics of the population of interest.

## # ic\_indiv\_ref\_witness1: Mark the box if you are literate and refuse to have a witness

Information	[Type= discrete] [Format=numeric] [Range= 0-98] [Missing=*]
-------------	---

# File : AHRI.DREAMS.MultiLevel.IndividualConsent\_Age13-17.2019.v1

# ic\_indiv\_ref\_witness1: Mark the box if you are literate and refuse to have a witness

Statistics [NW/ W] [Valid=7 /-] [Invalid=3057 /-]

Value	Label	Cases	Percentage
0	No, I have never had it	0	
1	Yes	7	<div></div> 100.0%
2	No	0	
3	Yes, but not sure about the exact age	0	
90	I am not sure	0	
93	Prefer not to answer	0	
95	Not had sex with this partner in the last 4 weeks	0	
97	N/A	0	
98	Don't know	0	
Sysmiss		3057	

Warning: these figures indicate the number of cases found in the data file. They cannot be interpreted as summary statistics of the population of interest.

# File : AHRI.DREAMS.MultiLevel.IndividualConsent\_Age18-36.2019.v1

## # project\_id: REDCap Project Identifier

Information	[Type= discrete] [Format=numeric] [Range= 463-465] [Missing=*]
Statistics [NW/ W]	[Valid=3067 /-] [Invalid=0 /-]

## # event\_id: REDCap Event Identifier

Information	[Type= discrete] [Format=numeric] [Range= 1372-1376] [Missing=*]
Statistics [NW/ W]	[Valid=3067 /-] [Invalid=0 /-]

## # cohort: Cohort Description

Information	[Type= discrete] [Format=character] [Missing=*]
Statistics [NW/ W]	[Valid=3067 /-] [Invalid=0 /-]

## # round: Round Description

Information	[Type= discrete] [Format=character] [Missing=*]
Statistics [NW/ W]	[Valid=3067 /-] [Invalid=0 /-]

## # IIntId: Individual ID

Information	[Type= continuous] [Format=numeric] [Range= 261-220477] [Missing=*]
Statistics [NW/ W]	[Valid=3067 /-] [Invalid=0 /-] [Mean=89200.073 /-] [StdDev=49796.687 /-]

## # ic\_indiv\_enough\_info11: Did you get enough information about this study?

Information	[Type= discrete] [Format=numeric] [Range= 0-98] [Missing=*]
Statistics [NW/ W]	[Valid=1723 /-] [Invalid=1344 /-]

Value	Label	Cases	Percentage
0	No, I have never had it	0	
1	Yes	1722	99.9%
2	No	1	0.1%
3	Yes, but not sure about the exact age	0	
90	I am not sure	0	
93	Prefer not to answer	0	
95	Not had sex with this partner in the last 4 weeks	0	
97	N/A	0	
98	Don't know	0	
Sysmiss		1344	

Warning: these figures indicate the number of cases found in the data file. They cannot be interpreted as summary statistics of the population of interest.

## # ic\_indiv\_ask\_questions11: Have you been given the opportunity to ask questions about research and your que

Information	[Type= discrete] [Format=numeric] [Range= 0-98] [Missing=*]
Statistics [NW/ W]	[Valid=1723 /-] [Invalid=1344 /-]

Value	Label	Cases	Percentage
0	No, I have never had it	0	
1	Yes	1722	99.9%
2	No	1	0.1%
3	Yes, but not sure about the exact age	0	
90	I am not sure	0	
93	Prefer not to answer	0	
95	Not had sex with this partner in the last 4 weeks	0	

# File : AHRI.DREAMS.MultiLevel.IndividualConsent\_Age18-36.2019.v1

## # ic\_indiv\_ask\_questions11: Have you been given the opportunity to ask questions about research and your que

Value	Label	Cases	Percentage
97	N/A	0	
98	Don't know	0	
Sysmiss		1344	

Warning: these figures indicate the number of cases found in the data file. They cannot be interpreted as summary statistics of the population of interest.

## # ic\_indiv\_consent\_dreams11: Do you agree to participante in this study?

<b>Information</b>	[Type= discrete] [Format=numeric] [Range= 0-98] [Missing=*]
<b>Statistics [NW/ W]</b>	[Valid=1724 /-] [Invalid=1343 /-]

Value	Label	Cases	Percentage
0	No, I have never had it	0	
1	Yes	1724	100.0%
2	No	0	
3	Yes, but not sure about the exact age	0	
90	I am not sure	0	
93	Prefer not to answer	0	
95	Not had sex with this partner in the last 4 weeks	0	
97	N/A	0	
98	Don't know	0	
Sysmiss		1343	

Warning: these figures indicate the number of cases found in the data file. They cannot be interpreted as summary statistics of the population of interest.

## # ic\_indiv\_consent\_hsv11: Do you agree to have a your DBS used for HSV

<b>Information</b>	[Type= discrete] [Format=numeric] [Range= 0-98] [Missing=*]
<b>Statistics [NW/ W]</b>	[Valid=1724 /-] [Invalid=1343 /-]

Value	Label	Cases	Percentage
0	No, I have never had it	0	
1	Yes	1484	86.1%
2	No	240	13.9%
3	Yes, but not sure about the exact age	0	
90	I am not sure	0	
93	Prefer not to answer	0	
95	Not had sex with this partner in the last 4 weeks	0	
97	N/A	0	
98	Don't know	0	
Sysmiss		1343	

Warning: these figures indicate the number of cases found in the data file. They cannot be interpreted as summary statistics of the population of interest.

## # ic\_indiv\_consent\_hivdb11: Do you agree to having a dry blood spot taken for anonymous HIV testing?

<b>Information</b>	[Type= discrete] [Format=numeric] [Range= 0-98] [Missing=*]
<b>Statistics [NW/ W]</b>	[Valid=1709 /-] [Invalid=1358 /-]

Value	Label	Cases	Percentage
0	No, I have never had it	0	
1	Yes	1358	79.5%
2	No	351	20.5%

# File : AHRI.DREAMS.MultiLevel.IndividualConsent\_Age18-36.2019.v1

## # ic\_indiv\_consent\_hivdbs11: Do you agree to having a dry blood spot taken for anonymous HIV testing?

Value	Label	Cases	Percentage
3	Yes, but not sure about the exact age	0	
90	I am not sure	0	
93	Prefer not to answer	0	
95	Not had sex with this partner in the last 4 weeks	0	
97	N/A	0	
98	Don't know	0	
Sysmiss		1358	

Warning: these figures indicate the number of cases found in the data file. They cannot be interpreted as summary statistics of the population of interest.

## # ic\_indiv\_consent\_prevhiv11: Do you agree to an anonymous test for HIV on your dried blood spot collected pre

Information	[Type= discrete] [Format=numeric] [Range= 0-98] [Missing=*]
Statistics [NW/ W]	[Valid=1709 /-] [Invalid=1358 /-]

Value	Label	Cases	Percentage
0	No, I have never had it	0	
1	Yes	1659	97.1%
2	No	50	2.9%
3	Yes, but not sure about the exact age	0	
90	I am not sure	0	
93	Prefer not to answer	0	
95	Not had sex with this partner in the last 4 weeks	0	
97	N/A	0	
98	Don't know	0	
Sysmiss		1358	

Warning: these figures indicate the number of cases found in the data file. They cannot be interpreted as summary statistics of the population of interest.

## # ic\_indiv\_consent\_hiv11: Do you agree to having a dry blood spot taken for anonymous HIV testing?

Information	[Type= discrete] [Format=numeric] [Range= 0-98] [Missing=*]
Statistics [NW/ W]	[Valid=1710 /-] [Invalid=1357 /-]

Value	Label	Cases	Percentage
0	No, I have never had it	0	
1	Yes	623	36.4%
2	No	1087	63.6%
3	Yes, but not sure about the exact age	0	
90	I am not sure	0	
93	Prefer not to answer	0	
95	Not had sex with this partner in the last 4 weeks	0	
97	N/A	0	
98	Don't know	0	
Sysmiss		1357	

Warning: these figures indicate the number of cases found in the data file. They cannot be interpreted as summary statistics of the population of interest.

## # ic\_indv\_dbs\_for\_pip11: Have you ever donated blood on this year for a home

Information	[Type= discrete] [Format=numeric] [Range= 0-98] [Missing=*]
Statistics [NW/ W]	[Valid=239 /-] [Invalid=2828 /-]

# File : AHRI.DREAMS.MultiLevel.IndividualConsent\_Age18-36.2019.v1

## # ic\_indv\_dbs\_for\_pip11: Have you ever donated blood on this year for a home

Value	Label	Cases	Percentage
0	No, I have never had it	0	
1	Yes	192	80.3%
2	No	47	19.7%
3	Yes, but not sure about the exact age	0	
90	I am not sure	0	
93	Prefer not to answer	0	
95	Not had sex with this partner in the last 4 weeks	0	
97	N/A	0	
98	Don't know	0	
Sysmiss		2828	

Warning: these figures indicate the number of cases found in the data file. They cannot be interpreted as summary statistics of the population of interest.

## # ic\_indv\_use\_pip\_hsv11: Do you agree to having a dry blood spot taken for anonymous HSV2 testing?

Information	[Type= discrete] [Format=numeric] [Range= 0-98] [Missing=*]
Statistics [NW/ W]	[Valid=198 /-] [Invalid=2869 /-]

Value	Label	Cases	Percentage
0	No, I have never had it	0	
1	Yes	195	98.5%
2	No	3	1.5%
3	Yes, but not sure about the exact age	0	
90	I am not sure	0	
93	Prefer not to answer	0	
95	Not had sex with this partner in the last 4 weeks	0	
97	N/A	0	
98	Don't know	0	
Sysmiss		2869	

Warning: these figures indicate the number of cases found in the data file. They cannot be interpreted as summary statistics of the population of interest.

## # ic\_indv\_use\_pip\_hiv11: Do you agree to having a dry blood spot taken for anonymous HIV testing?

Information	[Type= discrete] [Format=numeric] [Range= 0-98] [Missing=*]
Statistics [NW/ W]	[Valid=199 /-] [Invalid=2868 /-]

Value	Label	Cases	Percentage
0	No, I have never had it	0	
1	Yes	195	98.0%
2	No	4	2.0%
3	Yes, but not sure about the exact age	0	
90	I am not sure	0	
93	Prefer not to answer	0	
95	Not had sex with this partner in the last 4 weeks	0	
97	N/A	0	
98	Don't know	0	
Sysmiss		2868	

Warning: these figures indicate the number of cases found in the data file. They cannot be interpreted as summary statistics of the population of interest.

# File : AHRI.DREAMS.MultiLevel.IndividualConsent\_Age18-36.2019.v1

## # ic\_indiv\_consent\_specstor5: Do you agree that your sample is stored?

**Information** [Type= discrete] [Format=numeric] [Range= 0-98] [Missing=\*]

**Statistics [NW/ W]** [Valid=1486 /-] [Invalid=1581 /-]

Value	Label	Cases	Percentage
0	No, I have never had it	0	
1	Yes	1447	97.4%
2	No	39	2.6%
3	Yes, but not sure about the exact age	0	
90	I am not sure	0	
93	Prefer not to answer	0	
95	Not had sex with this partner in the last 4 weeks	0	
97	N/A	0	
98	Don't know	0	
Sysmiss		1581	

*Warning: these figures indicate the number of cases found in the data file. They cannot be interpreted as summary statistics of the population of interest.*

## # ic\_indiv\_consent\_fut\_test5: Do you agree that the blood samples of you will be tested in the future, (like o

**Information** [Type= discrete] [Format=numeric] [Range= 0-98] [Missing=\*]

**Statistics [NW/ W]** [Valid=1723 /-] [Invalid=1344 /-]

Value	Label	Cases	Percentage
0	No, I have never had it	0	
1	Yes	1698	98.5%
2	No	25	1.5%
3	Yes, but not sure about the exact age	0	
90	I am not sure	0	
93	Prefer not to answer	0	
95	Not had sex with this partner in the last 4 weeks	0	
97	N/A	0	
98	Don't know	0	
Sysmiss		1344	

*Warning: these figures indicate the number of cases found in the data file. They cannot be interpreted as summary statistics of the population of interest.*

## # ic\_indiv\_agree\_contact11: Do you agree that you are willing to be contacted by phone to schedule time for

**Information** [Type= discrete] [Format=numeric] [Range= 0-98] [Missing=\*]

**Statistics [NW/ W]** [Valid=1723 /-] [Invalid=1344 /-]

Value	Label	Cases	Percentage
0	No, I have never had it	0	
1	Yes	1625	94.3%
2	No	98	5.7%
3	Yes, but not sure about the exact age	0	
90	I am not sure	0	
93	Prefer not to answer	0	
95	Not had sex with this partner in the last 4 weeks	0	
97	N/A	0	
98	Don't know	0	

# File : AHRI.DREAMS.MultiLevel.IndividualConsent\_Age18-36.2019.v1

## # ic\_indiv\_agree\_contact11: Do you agree that you are willing to be contacted by phone to schedule time for

Value	Label	Cases	Percentage
Sysmiss		1344	

*Warning: these figures indicate the number of cases found in the data file. They cannot be interpreted as summary statistics of the population of interest.*

## # ic\_indiv\_consent\_dreams1: Calculated

<b>Information</b>	[Type= discrete] [Format=numeric] [Range= 0-98] [Missing=*]
<b>Statistics [NW/ W]</b>	[Valid=3067 /-] [Invalid=0 /-]

Value	Label	Cases	Percentage
0	No, I have never had it	0	
1	Yes	2394	78.1%
2	No	673	21.9%
3	Yes, but not sure about the exact age	0	
90	I am not sure	0	
93	Prefer not to answer	0	
95	Not had sex with this partner in the last 4 weeks	0	
97	N/A	0	
98	Don't know	0	

*Warning: these figures indicate the number of cases found in the data file. They cannot be interpreted as summary statistics of the population of interest.*

# File : AHRI.DREAMS.MultiLevel.ManagingHIVTesting.2019.v1

## # project\_id: REDCap Project Identifier

Information	[Type= discrete] [Format=numeric] [Range= 463-465] [Missing=*]
Statistics [NW/ W]	[Valid=3067 /-] [Invalid=0 /-]

## # event\_id: REDCap Event Identifier

Information	[Type= discrete] [Format=numeric] [Range= 1372-1376] [Missing=*]
Statistics [NW/ W]	[Valid=3067 /-] [Invalid=0 /-]

## # cohort: Cohort Description

Information	[Type= discrete] [Format=character] [Missing=*]
Statistics [NW/ W]	[Valid=3067 /-] [Invalid=0 /-]

## # round: Round Description

Information	[Type= discrete] [Format=character] [Missing=*]
Statistics [NW/ W]	[Valid=3067 /-] [Invalid=0 /-]

## # IIntId: Individual ID

Information	[Type= continuous] [Format=numeric] [Range= 261-220477] [Missing=*]
Statistics [NW/ W]	[Valid=3067 /-] [Invalid=0 /-] [Mean=89200.073 /-] [StdDev=49796.687 /-]

## # hr\_rapidtest\_done: Was Rapid HIV test done?

Information	[Type= discrete] [Format=numeric] [Range= 0-98] [Missing=*]
Statistics [NW/ W]	[Valid=923 /-] [Invalid=2144 /-]

Value	Label	Cases	Percentage
0	No, I have never had it	0	
1	Yes	668	72.4%
2	No	255	27.6%
3	Yes, but not sure about the exact age	0	
90	I am not sure	0	
93	Prefer not to answer	0	
95	Not had sex with this partner in the last 4 weeks	0	
97	N/A	0	
98	Don't know	0	
Sysmiss		2144	

Warning: these figures indicate the number of cases found in the data file. They cannot be interpreted as summary statistics of the population of interest.

## # hr\_no\_rapidtest\_reas: Please specify the reason for not performing the HIV Rapid Test:

Information	[Type= discrete] [Format=character] [Missing=*]
Statistics [NW/ W]	[Valid=239 /-] [Invalid=0 /-]

## # mh\_rapidscreen\_testtype: Rapid Screening Test Type

Information	[Type= discrete] [Format=character] [Missing=*]
Statistics [NW/ W]	[Valid=563 /-] [Invalid=0 /-]

## # mh\_rapidscreen\_lotnum: What was the LOT number for the test kit?

Information	[Type= discrete] [Format=character] [Missing=*]
Statistics [NW/ W]	[Valid=668 /-] [Invalid=0 /-]

# File : AHRI.DREAMS.MultiLevel.ManagingHIVTesting.2019.v1

## # mh\_rapidcreen\_result: What is the Rapid HIV test result?

**Information** [Type= discrete] [Format=numeric] [Range= 0-9] [Missing=\*]

**Statistics [NW/ W]** [Valid=668 /-] [Invalid=2399 /-]

Value	Label	Cases	Percentage
0	Valid Negative	646	96.7%
1	Valid Positive	22	3.3%
2	Discordant	0	
3	Invalid	0	
4	Indeterminate	0	
9	Test not done	0	
Sysmiss		2399	

*Warning: these figures indicate the number of cases found in the data file. They cannot be interpreted as summary statistics of the population of interest.*

## # mh\_rapidcreen\_lotnum\_rep: What was the LOT number for the test kit?

**Information** [Type= discrete] [Format=character] [Missing=\*]

**Statistics [NW/ W]** [Valid=0 /-] [Invalid=0 /-]

## # mh\_rapidcreen\_result\_rep: What is the Rapid HIV test result?

**Information** [Type= discrete] [Format=numeric] [Range= 0-9] [Missing=\*]

**Statistics [NW/ W]** [Valid=0 /-] [Invalid=3067 /-]

Value	Label	Cases	Percentage
0	Valid Negative	0	
1	Valid Positive	0	
2	Discordant	0	
3	Invalid	0	
4	Indeterminate	0	
9	Test not done	0	
Sysmiss		3067	

*Warning: these figures indicate the number of cases found in the data file. They cannot be interpreted as summary statistics of the population of interest.*

## # mh\_rapidconf1\_testtype: Rapid Confirmatory Test Type

**Information** [Type= discrete] [Format=character] [Missing=\*]

**Statistics [NW/ W]** [Valid=564 /-] [Invalid=0 /-]

## # mh\_rapidconf1\_lotnum: What was the LOT number for the test kit?

**Information** [Type= discrete] [Format=character] [Missing=\*]

**Statistics [NW/ W]** [Valid=668 /-] [Invalid=0 /-]

## # mh\_rapidconf1\_result: What is the Rapid HIV test result?

**Information** [Type= discrete] [Format=numeric] [Range= 0-9] [Missing=\*]

**Statistics [NW/ W]** [Valid=668 /-] [Invalid=2399 /-]

Value	Label	Cases	Percentage
0	Valid Negative	647	96.9%
1	Valid Positive	21	3.1%
2	Discordant	0	
3	Invalid	0	
4	Indeterminate	0	

# File : AHRI.DREAMS.MultiLevel.ManagingHIVTesting.2019.v1

## # mh\_rapidconf1\_result: What is the Rapid HIV test result?

Value	Label	Cases	Percentage
9	Test not done	0	
Sysmiss		2399	

Warning: these figures indicate the number of cases found in the data file. They cannot be interpreted as summary statistics of the population of interest.

## # mh\_rapidconf1\_lotnum\_rep: What was the LOT number for the test kit?

Information	[Type= discrete] [Format=character] [Missing=*]
Statistics [NW/ W]	[Valid=0 /-] [Invalid=0 /-]

## # mh\_rapidconf1\_result\_rep: What is the Rapid HIV test result?

Information	[Type= discrete] [Format=numeric] [Range= 0-9] [Missing=*]
Statistics [NW/ W]	[Valid=0 /-] [Invalid=3067 /-]

Value	Label	Cases	Percentage
0	Valid Negative	0	
1	Valid Positive	0	
2	Discordant	0	
3	Invalid	0	
4	Indeterminate	0	
9	Test not done	0	
Sysmiss		3067	

Warning: these figures indicate the number of cases found in the data file. They cannot be interpreted as summary statistics of the population of interest.

## # mh\_rapidtest\_result: Confirm the Summary HIV test result?

Information	[Type= discrete] [Format=numeric] [Range= 0-9] [Missing=*]
Statistics [NW/ W]	[Valid=3067 /-] [Invalid=0 /-]

Value	Label	Cases	Percentage
0	Valid Negative	646	21.1%
1	Valid Positive	21	0.7%
2	Discordant	1	0.0%
3	Invalid	0	
4	Indeterminate	0	
9	Test not done	2399	78.2%

Warning: these figures indicate the number of cases found in the data file. They cannot be interpreted as summary statistics of the population of interest.

## # mh\_refer\_mobile\_clinic: Refer to Mobile Clinic

Information	[Type= discrete] [Format=numeric] [Range= 0-98] [Missing=*]
Statistics [NW/ W]	[Valid=3067 /-] [Invalid=0 /-]

Value	Label	Cases	Percentage
0	No, I have never had it	0	
1	Yes	1	0.0%
2	No	3066	100.0%
3	Yes, but not sure about the exact age	0	
90	I am not sure	0	
93	Prefer not to answer	0	
95	Not had sex with this partner in the last 4 weeks	0	
97	N/A	0	

# File : AHRI.DREAMS.MultiLevel.ManagingHIVTesting.2019.v1

## # mh\_refer\_mobile\_clinic: Refer to Mobile Clinic

Value	Label	Cases	Percentage
98	Don't know	0	

*Warning: these figures indicate the number of cases found in the data file. They cannot be interpreted as summary statistics of the population of interest.*

## # mh\_refer\_mobile\_reason: Please provide a detailed description of why this participant is referred to the

Information	[Type= discrete] [Format=character] [Missing=*]
Statistics [NW/ W]	[Valid=1 /-] [Invalid=0 /-]

## # mh\_elisa\_taken: Was an Elisa sample collected?

Information	[Type= discrete] [Format=numeric] [Range= 0-98] [Missing=*]
Statistics [NW/ W]	[Valid=0 /-] [Invalid=3067 /-]

Value	Label	Cases	Percentage
0	No, I have never had it	0	
1	Yes	0	
2	No	0	
3	Yes, but not sure about the exact age	0	
90	I am not sure	0	
93	Prefer not to answer	0	
95	Not had sex with this partner in the last 4 weeks	0	
97	N/A	0	
98	Don't know	0	
Sysmiss		3067	

*Warning: these figures indicate the number of cases found in the data file. They cannot be interpreted as summary statistics of the population of interest.*

## # mh\_elisa\_reasn\_nottaken: Provide reason why Elisa sample was not taken?

Information	[Type= discrete] [Format=character] [Missing=*]
Statistics [NW/ W]	[Valid=0 /-] [Invalid=0 /-]

## # mh\_elisa\_sample\_id: Sample ID for Elisa (please scan)

Information	[Type= discrete] [Format=character] [Missing=*]
Statistics [NW/ W]	[Valid=0 /-] [Invalid=0 /-]

## # mh\_elisa\_sample\_date: Elisa Sample Date

Information	[Type= discrete] [Format=character] [Missing=*]
Statistics [NW/ W]	[Valid=0 /-]

## # mh\_elisa\_comments: Comments (if needed):

Information	[Type= discrete] [Format=character] [Missing=*]
Statistics [NW/ W]	[Valid=0 /-] [Invalid=0 /-]

## # mh\_elisa\_result: Elisa HIV Test Result

Information	[Type= discrete] [Format=numeric] [Range= 0-9] [Missing=*]
Statistics [NW/ W]	[Valid=0 /-] [Invalid=3067 /-]

Value	Label	Cases	Percentage
0	Valid Negative	0	
1	Valid Positive	0	
2	Discordant	0	

# File : AHRI.DREAMS.MultiLevel.ManagingHIVTesting.2019.v1

## # mh\_elisa\_result: Elisa HIV Test Result

Value	Label	Cases	Percentage
3	Invalid	0	
4	Indeterminate	0	
9	Test not done	0	
Sysmiss		3067	

Warning: these figures indicate the number of cases found in the data file. They cannot be interpreted as summary statistics of the population of interest.

## # mh\_elisarp\_taken: Was an Elisa sample collected?

Information	[Type= discrete] [Format=numeric] [Range= 0-98] [Missing=*]
Statistics [NW/ W]	[Valid=0 /-] [Invalid=3067 /-]

Value	Label	Cases	Percentage
0	No, I have never had it	0	
1	Yes	0	
2	No	0	
3	Yes, but not sure about the exact age	0	
90	I am not sure	0	
93	Prefer not to answer	0	
95	Not had sex with this partner in the last 4 weeks	0	
97	N/A	0	
98	Don't know	0	
Sysmiss		3067	

Warning: these figures indicate the number of cases found in the data file. They cannot be interpreted as summary statistics of the population of interest.

## # mh\_elisarp\_reasn\_nottaken: Provide reason why Elisa sample was not taken?

Information	[Type= discrete] [Format=character] [Missing=*]
Statistics [NW/ W]	[Valid=0 /-] [Invalid=0 /-]

## # mh\_elisarp\_sample\_id: Sample ID for Elisa (please scan)

Information	[Type= discrete] [Format=character] [Missing=*]
Statistics [NW/ W]	[Valid=0 /-] [Invalid=0 /-]

## # mh\_elisarp\_sample\_date: Elisa Sample Date

Information	[Type= discrete] [Format=character] [Missing=*]
Statistics [NW/ W]	[Valid=0 /-]

## # mh\_elisarp\_comments: Comments (if needed):

Information	[Type= discrete] [Format=character] [Missing=*]
Statistics [NW/ W]	[Valid=0 /-] [Invalid=0 /-]

## # mh\_elisarp\_result: Elisa HIV Test Result

Information	[Type= discrete] [Format=numeric] [Range= 0-9] [Missing=*]
Statistics [NW/ W]	[Valid=0 /-] [Invalid=3067 /-]

Value	Label	Cases	Percentage
0	Valid Negative	0	
1	Valid Positive	0	
2	Discordant	0	
3	Invalid	0	

# File : AHRI.DREAMS.MultiLevel.ManagingHIVTesting.2019.v1

## # mh\_elisarp\_result: Elisa HIV Test Result

Value	Label	Cases	Percentage
4	Indeterminate	0	
9	Test not done	0	
Sysmiss		3067	

Warning: these figures indicate the number of cases found in the data file. They cannot be interpreted as summary statistics of the population of interest.

## # mh\_attends\_clinic: Participant reports they are already attending clinic?

Information	[Type= discrete] [Format=numeric] [Range= 0-98] [Missing=*]
Statistics [NW/ W]	[Valid=21 /-] [Invalid=3046 /-]

Value	Label	Cases	Percentage
0	No, I have never had it	0	
1	Yes	1	4.8%
2	No	20	95.2%
3	Yes, but not sure about the exact age	0	
90	I am not sure	0	
93	Prefer not to answer	0	
95	Not had sex with this partner in the last 4 weeks	0	
97	N/A	0	
98	Don't know	0	
Sysmiss		3046	

Warning: these figures indicate the number of cases found in the data file. They cannot be interpreted as summary statistics of the population of interest.

## # mh\_target\_clinicdate: What is the agreed target date to get to the clinic? (Within 2 weeks)

Information	[Type= discrete] [Format=character] [Missing=*]
Statistics [NW/ W]	[Valid=20 /-]

## # mh\_target\_clinicname: To which clinic is the individual going?

Information	[Type= discrete] [Format=character] [Missing=*]
Statistics [NW/ W]	[Valid=20 /-] [Invalid=0 /-]

## # mh\_target\_clinicoth\_in: Please specify details of the clinic other the individual is going inside of the

Information	[Type= discrete] [Format=character] [Missing=*]
Statistics [NW/ W]	[Valid=0 /-] [Invalid=0 /-]

## # mh\_target\_clinicoth\_out: Please specify details of the clinic the individual is going outside of the surv

Information	[Type= discrete] [Format=character] [Missing=*]
Statistics [NW/ W]	[Valid=0 /-] [Invalid=0 /-]

# File : AHRI.DREAMS.MultiLevel.MeasureMediateVars.2019.v1

## # project\_id: REDCap Project Identifier

Information	[Type= discrete] [Format=numeric] [Range= 463-463] [Missing=*]
Statistics [NW/ W]	[Valid=3064 /-] [Invalid=0 /-]

## # event\_id: REDCap Event Identifier

Information	[Type= discrete] [Format=numeric] [Range= 1372-1372] [Missing=*]
Statistics [NW/ W]	[Valid=3064 /-] [Invalid=0 /-]

## # cohort: Cohort Description

Information	[Type= discrete] [Format=character] [Missing=*]
Statistics [NW/ W]	[Valid=3064 /-] [Invalid=0 /-]

## # round: Round Description

Information	[Type= discrete] [Format=character] [Missing=*]
Statistics [NW/ W]	[Valid=3064 /-] [Invalid=0 /-]

## # IIntId: Individual ID

Information	[Type= continuous] [Format=numeric] [Range= 261-220477] [Missing=*]
Statistics [NW/ W]	[Valid=3064 /-] [Invalid=0 /-] [Mean=89193.296 /-] [StdDev=49808.601 /-]

## # mv\_borrmoney\_fem: Is there is a female in your community from whom you can borrow money in an emer

Information	[Type= discrete] [Format=numeric] [Range= 0-98] [Missing=*]
Statistics [NW/ W]	[Valid=448 /-] [Invalid=2616 /-]

Value	Label	Cases	Percentage
0	No, I have never had it	0	
1	Yes	293	<div></div> 65.4%
2	No	155	<div></div> 34.6%
3	Yes, but not sure about the exact age	0	
90	I am not sure	0	
93	Prefer not to answer	0	
95	Not had sex with this partner in the last 4 weeks	0	
97	N/A	0	
98	Don't know	0	
Sysmiss		2616	

Warning: these figures indicate the number of cases found in the data file. They cannot be interpreted as summary statistics of the population of interest.

## # mv\_privmeetplace\_fem: Do you have a safe and private place to meet with girls and young women who are

Information	[Type= discrete] [Format=numeric] [Range= 0-98] [Missing=*]
Statistics [NW/ W]	[Valid=448 /-] [Invalid=2616 /-]

Value	Label	Cases	Percentage
0	No, I have never had it	0	
1	Yes	122	<div></div> 27.2%
2	No	326	<div></div> 72.8%
3	Yes, but not sure about the exact age	0	
90	I am not sure	0	
93	Prefer not to answer	0	
95	Not had sex with this partner in the last 4 weeks	0	

# File : AHRI.DREAMS.MultiLevel.MeasureMediateVars.2019.v1

## # mv\_privmeetplace\_fem: Do you have a safe and private place to meet with girls and young women who are

Value	Label	Cases	Percentage
97	N/A	0	
98	Don't know	0	
Sysmiss		2616	

Warning: these figures indicate the number of cases found in the data file. They cannot be interpreted as summary statistics of the population of interest.

## # mv\_privmeetregul\_fem: If yes, do you meet regularly in such place on a regular basis?

Information	[Type= discrete] [Format=numeric] [Range= 0-98] [Missing=*]
Statistics [NW/ W]	[Valid=122 /-] [Invalid=2942 /-]

Value	Label	Cases	Percentage
0	No, I have never had it	0	
1	Yes	70	57.4%
2	No	52	42.6%
3	Yes, but not sure about the exact age	0	
90	I am not sure	0	
93	Prefer not to answer	0	
95	Not had sex with this partner in the last 4 weeks	0	
97	N/A	0	
98	Don't know	0	
Sysmiss		2942	

Warning: these figures indicate the number of cases found in the data file. They cannot be interpreted as summary statistics of the population of interest.

## # mv\_trustfriend\_fem: Do you have at least one trusted female friend?

Information	[Type= discrete] [Format=numeric] [Range= 0-98] [Missing=*]
Statistics [NW/ W]	[Valid=448 /-] [Invalid=2616 /-]

Value	Label	Cases	Percentage
0	No, I have never had it	0	
1	Yes	278	62.1%
2	No	170	37.9%
3	Yes, but not sure about the exact age	0	
90	I am not sure	0	
93	Prefer not to answer	0	
95	Not had sex with this partner in the last 4 weeks	0	
97	N/A	0	
98	Don't know	0	
Sysmiss		2616	

Warning: these figures indicate the number of cases found in the data file. They cannot be interpreted as summary statistics of the population of interest.

## # mv\_knowguard\_fem: Do you know a woman in your community, other than a mother or guardian, whom you

Information	[Type= discrete] [Format=numeric] [Range= 0-98] [Missing=*]
Statistics [NW/ W]	[Valid=448 /-] [Invalid=2616 /-]

Value	Label	Cases	Percentage
0	No, I have never had it	0	
1	Yes	288	64.3%
2	No	157	35.0%

# File : AHRI.DREAMS.MultiLevel.MeasureMediateVars.2019.v1

## # mv\_knowguard\_fem: Do you know a woman in your community, other than a mother or guardian, whom you

Value	Label	Cases	Percentage
3	Yes, but not sure about the exact age	0	
90	I am not sure	0	
93	Prefer not to answer	3	0.7%
95	Not had sex with this partner in the last 4 weeks	0	
97	N/A	0	
98	Don't know	0	
Sysmiss		2616	

Warning: these figures indicate the number of cases found in the data file. They cannot be interpreted as summary statistics of the population of interest.

## # mv\_borrmoney\_mal: For Males: Is there is a male in your community from whom you can borrow money i

Information	[Type= discrete] [Format=numeric] [Range= 0-98] [Missing=*]
Statistics [NW/ W]	[Valid=1947 /-] [Invalid=1117 /-]

Value	Label	Cases	Percentage
0	No, I have never had it	0	
1	Yes	827	42.5%
2	No	1115	57.3%
3	Yes, but not sure about the exact age	0	
90	I am not sure	0	
93	Prefer not to answer	5	0.3%
95	Not had sex with this partner in the last 4 weeks	0	
97	N/A	0	
98	Don't know	0	
Sysmiss		1117	

Warning: these figures indicate the number of cases found in the data file. They cannot be interpreted as summary statistics of the population of interest.

## # mv\_privmeetplace\_mal: Do you have a safe and private place to meet with boys and young men who are lik

Information	[Type= discrete] [Format=numeric] [Range= 0-98] [Missing=*]
Statistics [NW/ W]	[Valid=1947 /-] [Invalid=1117 /-]

Value	Label	Cases	Percentage
0	No, I have never had it	0	
1	Yes	841	43.2%
2	No	1102	56.6%
3	Yes, but not sure about the exact age	0	
90	I am not sure	0	
93	Prefer not to answer	4	0.2%
95	Not had sex with this partner in the last 4 weeks	0	
97	N/A	0	
98	Don't know	0	
Sysmiss		1117	

Warning: these figures indicate the number of cases found in the data file. They cannot be interpreted as summary statistics of the population of interest.

## # mv\_privmeetregul\_mal: If yes, do you meet regularly in such place on a regular basis?

Information	[Type= discrete] [Format=numeric] [Range= 0-98] [Missing=*]
Statistics [NW/ W]	[Valid=841 /-] [Invalid=2223 /-]

# File : AHRI.DREAMS.MultiLevel.MeasureMediateVars.2019.v1

## # mv\_privmeetregul\_mal: If yes, do you meet regularly in such place on a regular basis?

Value	Label	Cases	Percentage
0	No, I have never had it	0	
1	Yes	540	64.2%
2	No	300	35.7%
3	Yes, but not sure about the exact age	0	
90	I am not sure	0	
93	Prefer not to answer	1	0.1%
95	Not had sex with this partner in the last 4 weeks	0	
97	N/A	0	
98	Don't know	0	
Sysmiss		2223	

Warning: these figures indicate the number of cases found in the data file. They cannot be interpreted as summary statistics of the population of interest.

## # mv\_knowguard\_mal: Do who know a man in your community, other than a father or guardian, whom you c

Information	[Type= discrete] [Format=numeric] [Range= 0-98] [Missing=*]
Statistics [NW/ W]	[Valid=1947 /-] [Invalid=1117 /-]

Value	Label	Cases	Percentage
0	No, I have never had it	0	
1	Yes	1277	65.6%
2	No	666	34.2%
3	Yes, but not sure about the exact age	0	
90	I am not sure	0	
93	Prefer not to answer	4	0.2%
95	Not had sex with this partner in the last 4 weeks	0	
97	N/A	0	
98	Don't know	0	
Sysmiss		1117	

Warning: these figures indicate the number of cases found in the data file. They cannot be interpreted as summary statistics of the population of interest.

## # mv\_trustfriend\_mal: Do you have at least one trusted male friend?

Information	[Type= discrete] [Format=numeric] [Range= 0-98] [Missing=*]
Statistics [NW/ W]	[Valid=1947 /-] [Invalid=1117 /-]

Value	Label	Cases	Percentage
0	No, I have never had it	0	
1	Yes	1534	78.8%
2	No	408	21.0%
3	Yes, but not sure about the exact age	0	
90	I am not sure	0	
93	Prefer not to answer	5	0.3%
95	Not had sex with this partner in the last 4 weeks	0	
97	N/A	0	
98	Don't know	0	
Sysmiss		1117	

Warning: these figures indicate the number of cases found in the data file. They cannot be interpreted as summary statistics of the population of interest.

# File : AHRI.DREAMS.MultiLevel.MeasureMediateVars.2019.v1

## # mv\_number\_closefriend: How many people of your age or a similar age do you consider close friends? (By

**Information** [Type= continuous] [Format=numeric] [Range= 0-64] [Missing=\*]

**Statistics [NW/ W]** [Valid=2395 /-] [Invalid=669 /-] [Mean=2.479 /-] [StdDev=2.845 /-]

## # mv\_closefriend\_fem: How many females of your age or a similar age do you consider close friends? (By

**Information** [Type= continuous] [Format=numeric] [Range= 0-31] [Missing=\*]

**Statistics [NW/ W]** [Valid=1993 /-] [Invalid=1071 /-] [Mean=0.626 /-] [StdDev=1.538 /-]

## # mv\_closefriend\_mal: How many of these friends are male?

**Information** [Type= discrete] [Format=numeric] [Range= 0-20] [Missing=\*]

**Statistics [NW/ W]** [Valid=1993 /-] [Invalid=1071 /-]

## # mv\_no\_friends\_advice: If close fiends = 0, is there anyone in your community that you can turn to for

**Information** [Type= discrete] [Format=numeric] [Range= 0-98] [Missing=\*]

**Statistics [NW/ W]** [Valid=402 /-] [Invalid=2662 /-]

Value	Label	Cases	Percentage
0	No, I have never had it	0	
1	Yes	281	69.9%
2	No	119	29.6%
3	Yes, but not sure about the exact age	0	
90	I am not sure	0	
93	Prefer not to answer	2	0.5%
95	Not had sex with this partner in the last 4 weeks	0	
97	N/A	0	
98	Don't know	0	
Sysmiss		2662	

Warning: these figures indicate the number of cases found in the data file. They cannot be interpreted as summary statistics of the population of interest.

## # mv\_no\_friend\_person\_advice: if yes, who is the person you would turn to first for such advice and help?

**Information** [Type= discrete] [Format=numeric] [Range= 1-96] [Missing=\*]

**Statistics [NW/ W]** [Valid=282 /-] [Invalid=2782 /-]

Value	Label	Cases	Percentage
1	Mother	78	27.7%
2	Father	22	7.8%
3	Grand parents	18	6.4%
4	Brother	45	16.0%
5	Sister	41	14.5%
6	Other Relative	30	10.6%
7	*Boyfriend / Girlfriend / Spouse	21	7.4%
8	Same age friend	4	1.4%
9	Pastor	7	2.5%
10	Teacher	1	0.4%
96	Other, specify	15	5.3%
Sysmiss		2782	

Warning: these figures indicate the number of cases found in the data file. They cannot be interpreted as summary statistics of the population of interest.

# File : AHRI.DREAMS.MultiLevel.MeasureMediateVars.2019.v1

## # mv\_other\_friends\_advice: Apart from your close friends is there anyone in your community that you can tur

**Information** [Type= discrete] [Format=numeric] [Range= 0-98] [Missing=\*]

**Statistics [NW/ W]** [Valid=1992 /-] [Invalid=1072 /-]

Value	Label	Cases	Percentage
0	No, I have never had it	0	
1	Yes	1511	75.9%
2	No	479	24.0%
3	Yes, but not sure about the exact age	0	
90	I am not sure	0	
93	Prefer not to answer	2	0.1%
95	Not had sex with this partner in the last 4 weeks	0	
97	N/A	0	
98	Don't know	0	
Sysmiss		1072	

Warning: these figures indicate the number of cases found in the data file. They cannot be interpreted as summary statistics of the population of interest.

## # mv\_first\_person\_advice: if yes, who is the person you would turn to first for such advice and help?

**Information** [Type= discrete] [Format=numeric] [Range= 1-96] [Missing=\*]

**Statistics [NW/ W]** [Valid=1511 /-] [Invalid=1553 /-]

Value	Label	Cases	Percentage
1	Mother	292	19.3%
2	Father	104	6.9%
3	Grand parents	111	7.3%
4	Brother	189	12.5%
5	Sister	88	5.8%
6	Other Relative	214	14.2%
7	*Boyfriend / Girlfriend / Spouse	35	2.3%
8	Same age friend	330	21.8%
9	Pastor	29	1.9%
10	Teacher	11	0.7%
96	Other, specify	108	7.1%
Sysmiss		1553	

Warning: these figures indicate the number of cases found in the data file. They cannot be interpreted as summary statistics of the population of interest.

## # mv\_first\_person\_advice\_oth: Please specify details on other person

**Information** [Type= discrete] [Format=character] [Missing=\*]

**Statistics [NW/ W]** [Valid=108 /-] [Invalid=0 /-]

## # mv\_confide\_violence: There is someone in your community you could confide in about violence in the ho

**Information** [Type= discrete] [Format=numeric] [Range= 1-93] [Missing=\*]

**Statistics [NW/ W]** [Valid=2395 /-] [Invalid=669 /-]

Value	Label	Cases	Percentage
1	Agree	1333	55.7%
2	Disagree	1054	44.0%
93	Prefer not to answer	8	0.3%
Sysmiss		669	

# File : AHRI.DREAMS.MultiLevel.MeasureMediateVars.2019.v1




## # mv\_confide\_violence: There is someone in your community you could confide in about violence in the ho

Warning: these figures indicate the number of cases found in the data file. They cannot be interpreted as summary statistics of the population of interest.

## # mv\_have\_crisis\_plan: Do you have a 'functional' [tried and tested to work] plan for what to do in a c

**Information** [Type= discrete] [Format=numeric] [Range= 0-98] [Missing=\*]

**Statistics [NW/ W]** [Valid=2394 /-] [Invalid=670 /-]




Value	Label	Cases	Percentage
0	No, I have never had it	0	
1	Yes	745	 31.1%
2	No	1634	 68.3%
3	Yes, but not sure about the exact age	0	
90	I am not sure	0	
93	Prefer not to answer	15	 0.6%
95	Not had sex with this partner in the last 4 weeks	0	
97	N/A	0	
98	Don't know	0	
Sysmiss		670	

Warning: these figures indicate the number of cases found in the data file. They cannot be interpreted as summary statistics of the population of interest.

## # mv\_have\_safeplace\_stay: Do you have a safe place to stay if you have a problem or emergency?

**Information** [Type= discrete] [Format=numeric] [Range= 0-98] [Missing=\*]

**Statistics [NW/ W]** [Valid=2393 /-] [Invalid=671 /-]


Value	Label	Cases	Percentage
0	No, I have never had it	0	
1	Yes	1611	 67.3%
2	No	770	 32.2%
3	Yes, but not sure about the exact age	0	
90	I am not sure	0	
93	Prefer not to answer	12	 0.5%
95	Not had sex with this partner in the last 4 weeks	0	
97	N/A	0	
98	Don't know	0	
Sysmiss		671	

Warning: these figures indicate the number of cases found in the data file. They cannot be interpreted as summary statistics of the population of interest.

## # mv\_know\_riskareas: I know where the risky areas in my community are

**Information** [Type= discrete] [Format=numeric] [Range= 1-93] [Missing=\*]

**Statistics [NW/ W]** [Valid=2395 /-] [Invalid=669 /-]

Value	Label	Cases	Percentage
1	Agree	1309	 54.7%
2	Disagree	1078	 45.0%
93	Prefer not to answer	8	 0.3%
Sysmiss		669	

Warning: these figures indicate the number of cases found in the data file. They cannot be interpreted as summary statistics of the population of interest.

## # mv\_can\_avoid\_riskareas: I can avoid risky areas in my community

**Information** [Type= discrete] [Format=numeric] [Range= 1-93] [Missing=\*]

# File : AHRI.DREAMS.MultiLevel.MeasureMediateVars.2019.v1

## # mv\_can\_avoid\_riskareas: I can avoid risky areas in my community

Statistics [NW/ W] [Valid=2395 /-] [Invalid=669 /-]

Value	Label	Cases	Percentage
1	Agree	1298	54.2%
2	Disagree	1091	45.6%
93	Prefer not to answer	6	0.3%
Sysmiss		669	

Warning: these figures indicate the number of cases found in the data file. They cannot be interpreted as summary statistics of the population of interest.

## # mv\_mob\_moved\_away: In the past year, have you moved away from home, either temporarily with the int

Information [Type= discrete] [Format=numeric] [Range= 0-98] [Missing=\*]

Statistics [NW/ W] [Valid=2395 /-] [Invalid=669 /-]

Value	Label	Cases	Percentage
0	No, I have never had it	0	
1	Yes	957	40.0%
2	No	1433	59.8%
3	Yes, but not sure about the exact age	5	0.2%
90	I am not sure	0	
93	Prefer not to answer	0	
95	Not had sex with this partner in the last 4 weeks	0	
97	N/A	0	
98	Don't know	0	
Sysmiss		669	

Warning: these figures indicate the number of cases found in the data file. They cannot be interpreted as summary statistics of the population of interest.

## # mv\_mob\_last\_place\_visited: What was the name of the last place that you visited?

Information [Type= discrete] [Format=character] [Missing=\*]

Statistics [NW/ W] [Valid=957 /-] [Invalid=0 /-]

## # mv\_mob\_last\_where: For the last trip, was it:

Information [Type= discrete] [Format=numeric] [Range= 1-96] [Missing=\*]

Statistics [NW/ W] [Valid=956 /-] [Invalid=2108 /-]

Value	Label	Cases	Percentage
1	Within the isigodi	47	4.9%
2	Outside the isigodi but within the district	350	36.6%
3	Outside district but still in KZN	336	35.1%
4	Outside district: Johannesburg	73	7.6%
5	Outside district: CapeTown	4	0.4%
6	Outside district: Durban	120	12.6%
7	Outside district: Polokwane	2	0.2%
96	Other specify	24	2.5%
Sysmiss		2108	

Warning: these figures indicate the number of cases found in the data file. They cannot be interpreted as summary statistics of the population of interest.

## # mv\_mob\_last\_whereoth: Please specify the other details of where it was

Information [Type= discrete] [Format=character] [Missing=\*]

Statistics [NW/ W] [Valid=24 /-] [Invalid=0 /-]

# File : AHRI.DREAMS.MultiLevel.MeasureMediateVars.2019.v1

## # mv\_mob\_timein\_lastplace: How long did you spend in[name]?

**Information** [Type= discrete] [Format=numeric] [Range= 0-93] [Missing=\*]

**Statistics [NW/ W]** [Valid=956 /-] [Invalid=2108 /-]

Value	Label	Cases	Percentage
0	Did not spend the night	21	2.2%
1	Less than a week	186	19.5%
2	2-4 weeks	365	38.2%
3	1-3 months	245	25.6%
4	4-6 months	51	5.3%
5	> 6 months	45	4.7%
6	Between 1 and 2 weeks	33	3.5%
93	I don't wish to answer	10	1.0%
Sysmiss		2108	

Warning: these figures indicate the number of cases found in the data file. They cannot be interpreted as summary statistics of the population of interest.

## # mv\_mob\_last\_longest\_trip: Was this your longest trip in the last year?

**Information** [Type= discrete] [Format=numeric] [Range= 0-98] [Missing=\*]

**Statistics [NW/ W]** [Valid=955 /-] [Invalid=2109 /-]

Value	Label	Cases	Percentage
0	No, I have never had it	0	
1	Yes	876	91.7%
2	No	79	8.3%
3	Yes, but not sure about the exact age	0	
90	I am not sure	0	
93	Prefer not to answer	0	
95	Not had sex with this partner in the last 4 weeks	0	
97	N/A	0	
98	Don't know	0	
Sysmiss		2109	

Warning: these figures indicate the number of cases found in the data file. They cannot be interpreted as summary statistics of the population of interest.

## # mv\_mob\_reas\_visit\_last\_1: What were the reasons for traveling to [name]?

**Information** [Type= discrete] [Format=numeric] [Range= 1-96] [Missing=\*]

**Statistics [NW/ W]** [Valid=68 /-] [Invalid=2996 /-]

Value	Label	Cases	Percentage
1	Looking for work	68	100.0%
2	To visit/live with partner	0	
3	To study / boarding school	0	
4	To visit/live with family	0	
5	Illness related - to seek for medical care	0	
6	Holiday	0	
7	To care for family members	0	
8	I was in Jail	0	
96	Other, specify	0	
Sysmiss		2996	

Warning: these figures indicate the number of cases found in the data file. They cannot be interpreted as summary statistics of the population of interest.

# File : AHRI.DREAMS.MultiLevel.MeasureMediateVars.2019.v1

## # mv\_mob\_reas\_visit\_last\_2: What were the reasons for traveling to [name]?

<b>Information</b>	[Type= discrete] [Format=numeric] [Range= 1-96] [Missing=*]
<b>Statistics [NW/ W]</b>	[Valid=39 /-] [Invalid=3025 /-]

Value	Label	Cases	Percentage
1	Looking for work	0	
2	To visit/live with partner	39	100.0%
3	To study / boarding school	0	
4	To visit/live with family	0	
5	Illness related - to seek for medical care	0	
6	Holiday	0	
7	To care for family members	0	
8	I was in Jail	0	
96	Other, specify	0	
Sysmiss		3025	

Warning: these figures indicate the number of cases found in the data file. They cannot be interpreted as summary statistics of the population of interest.

## # mv\_mob\_reas\_visit\_last\_3: What were the reasons for traveling to [name]?

<b>Information</b>	[Type= discrete] [Format=numeric] [Range= 1-96] [Missing=*]
<b>Statistics [NW/ W]</b>	[Valid=22 /-] [Invalid=3042 /-]

Value	Label	Cases	Percentage
1	Looking for work	0	
2	To visit/live with partner	0	
3	To study / boarding school	22	100.0%
4	To visit/live with family	0	
5	Illness related - to seek for medical care	0	
6	Holiday	0	
7	To care for family members	0	
8	I was in Jail	0	
96	Other, specify	0	
Sysmiss		3042	

Warning: these figures indicate the number of cases found in the data file. They cannot be interpreted as summary statistics of the population of interest.

## # mv\_mob\_reas\_visit\_last\_4: What were the reasons for traveling to [name]?

<b>Information</b>	[Type= discrete] [Format=numeric] [Range= 1-96] [Missing=*]
<b>Statistics [NW/ W]</b>	[Valid=489 /-] [Invalid=2575 /-]

Value	Label	Cases	Percentage
1	Looking for work	0	
2	To visit/live with partner	0	
3	To study / boarding school	0	
4	To visit/live with family	489	100.0%
5	Illness related - to seek for medical care	0	
6	Holiday	0	
7	To care for family members	0	
8	I was in Jail	0	
96	Other, specify	0	

# File : AHRI.DREAMS.MultiLevel.MeasureMediateVars.2019.v1

## # mv\_mob\_reas\_visit\_last\_4: What were the reasons for traveling to [name]?

Value	Label	Cases	Percentage
Sysmiss		2575	

Warning: these figures indicate the number of cases found in the data file. They cannot be interpreted as summary statistics of the population of interest.

## # mv\_mob\_reas\_visit\_last\_5: What were the reasons for traveling to [name]?

Information	[Type= discrete] [Format=numeric] [Range= 1-96] [Missing=*]
Statistics [NW/ W]	[Valid=3 /-] [Invalid=3061 /-]

Value	Label	Cases	Percentage
1	Looking for work	0	
2	To visit/live with partner	0	
3	To study / boarding school	0	
4	To visit/live with family	0	
5	Illness related - to seek for medical care	3	100.0%
6	Holiday	0	
7	To care for family members	0	
8	I was in Jail	0	
96	Other, specify	0	
Sysmiss		3061	

Warning: these figures indicate the number of cases found in the data file. They cannot be interpreted as summary statistics of the population of interest.

## # mv\_mob\_reas\_visit\_last\_6: What were the reasons for traveling to [name]?

Information	[Type= discrete] [Format=numeric] [Range= 1-96] [Missing=*]
Statistics [NW/ W]	[Valid=34 /-] [Invalid=3030 /-]

Value	Label	Cases	Percentage
1	Looking for work	0	
2	To visit/live with partner	0	
3	To study / boarding school	0	
4	To visit/live with family	0	
5	Illness related - to seek for medical care	0	
6	Holiday	34	100.0%
7	To care for family members	0	
8	I was in Jail	0	
96	Other, specify	0	
Sysmiss		3030	

Warning: these figures indicate the number of cases found in the data file. They cannot be interpreted as summary statistics of the population of interest.

## # mv\_mob\_reas\_visit\_last\_7: What were the reasons for traveling to [name]?

Information	[Type= discrete] [Format=numeric] [Range= 1-96] [Missing=*]
Statistics [NW/ W]	[Valid=6 /-] [Invalid=3058 /-]

Value	Label	Cases	Percentage
1	Looking for work	0	
2	To visit/live with partner	0	
3	To study / boarding school	0	
4	To visit/live with family	0	
5	Illness related - to seek for medical care	0	

# File : AHRI.DREAMS.MultiLevel.MeasureMediateVars.2019.v1

## # mv\_mob\_reas\_visit\_last\_7: What were the reasons for traveling to [name]?

Value	Label	Cases	Percentage
6	Holiday	0	
7	To care for family members	6	<div><div></div></div> 100.0%
8	I was in Jail	0	
96	Other, specify	0	
Sysmiss		3058	

Warning: these figures indicate the number of cases found in the data file. They cannot be interpreted as summary statistics of the population of interest.

## # mv\_mob\_reas\_visit\_last\_96: What were the reasons for traveling to [name]?

Information	[Type= discrete] [Format=numeric] [Range= 1-96] [Missing=*]
Statistics [NW/ W]	[Valid=66 /-] [Invalid=2998 /-]

Value	Label	Cases	Percentage
1	Looking for work	0	
2	To visit/live with partner	0	
3	To study / boarding school	0	
4	To visit/live with family	0	
5	Illness related - to seek for medical care	0	
6	Holiday	0	
7	To care for family members	0	
8	I was in Jail	0	
96	Other, specify	66	<div><div></div></div> 100.0%
Sysmiss		2998	

Warning: these figures indicate the number of cases found in the data file. They cannot be interpreted as summary statistics of the population of interest.

## # mv\_mob\_reas\_visit\_lastoth: Please specify the other reason for traveling to [name]

Information	[Type= discrete] [Format=character] [Missing=*]
Statistics [NW/ W]	[Valid=122 /-] [Invalid=0 /-]

## # mv\_mob\_live\_with\_last: If yes, with whom were you living with during this time?

Information	[Type= discrete] [Format=numeric] [Range= 1-96] [Missing=*]
Statistics [NW/ W]	[Valid=955 /-] [Invalid=2109 /-]

Value	Label	Cases	Percentage
1	Alone	42	<div><div></div></div> 4.4%
2	Your family	688	<div><div></div></div> 72.0%
3	In-laws	20	<div><div></div></div> 2.1%
4	Same-aged friends	54	<div><div></div></div> 5.7%
5	Other friends	30	<div><div></div></div> 3.1%
6	Neighbours	2	<div><div></div></div> 0.2%
7	Partner	38	<div><div></div></div> 4.0%
8	Others	9	<div><div></div></div> 0.9%
96	Other, specify	72	<div><div></div></div> 7.5%
Sysmiss		2109	

Warning: these figures indicate the number of cases found in the data file. They cannot be interpreted as summary statistics of the population of interest.

## # mv\_mob\_live\_with\_last\_oth: Please specify the other person whom you stayed with

Information	[Type= discrete] [Format=character] [Missing=*]
-------------	---

# File : AHRI.DREAMS.MultiLevel.MeasureMediateVars.2019.v1

## # mv\_mob\_live\_with\_last\_oth: Please specify the other person whom you stayed with

Statistics [NW/ W] [Valid=72 /-] [Invalid=0 /-]

## # mv\_mob\_use\_medice\_last: Did you use medical services in [name]?

Information [Type= discrete] [Format=numeric] [Range= 0-98] [Missing=\*]

Statistics [NW/ W] [Valid=956 /-] [Invalid=2108 /-]

Value	Label	Cases	Percentage
0	No, I have never had it	0	
1	Yes	81	8.5%
2	No	874	91.4%
3	Yes, but not sure about the exact age	0	
90	I am not sure	0	
93	Prefer not to answer	1	0.1%
95	Not had sex with this partner in the last 4 weeks	0	
97	N/A	0	
98	Don't know	0	
Sysmiss		2108	

Warning: these figures indicate the number of cases found in the data file. They cannot be interpreted as summary statistics of the population of interest.

## # mv\_mob\_longest\_name: For the longest trips: Where did you go?

Information [Type= discrete] [Format=character] [Missing=\*]

Statistics [NW/ W] [Valid=79 /-] [Invalid=0 /-]

## # mv\_mob\_longest\_trip: What is the longest duration that you have been away?

Information [Type= discrete] [Format=character] [Missing=\*]

Statistics [NW/ W] [Valid=79 /-] [Invalid=0 /-]

## # mv\_mob\_longest\_where: For the longest trips: Was it?

Information [Type= discrete] [Format=numeric] [Range= 1-96] [Missing=\*]

Statistics [NW/ W] [Valid=79 /-] [Invalid=2985 /-]

Value	Label	Cases	Percentage
1	Within the isigodi	2	2.5%
2	Outside the isigodi but within the district	16	20.3%
3	Outside district but still in KZN	38	48.1%
4	Outside district: Johannesburg	10	12.7%
5	Outside district: CapeTown	1	1.3%
6	Outside district: Durban	8	10.1%
7	Outside district: Polokwane	0	
96	Other specify	4	5.1%
Sysmiss		2985	

Warning: these figures indicate the number of cases found in the data file. They cannot be interpreted as summary statistics of the population of interest.

## # mv\_mob\_longest\_whereoth: Please specify the other details of where it was

Information [Type= discrete] [Format=character] [Missing=\*]

Statistics [NW/ W] [Valid=4 /-] [Invalid=0 /-]

# mv_mob_reas_visit_long_1: What were the reasons for traveling to [name]?			
Information		[Type= discrete] [Format=numeric] [Range= 1-96] [Missing=*]	
Statistics [NW/ W]		[Valid=6 /-] [Invalid=3058 /-]	
Value	Label	Cases	Percentage
1	Looking for work	6	<div><div></div></div> 100.0%
2	To visit/live with partner	0	
3	To study / boarding school	0	
4	To visit/live with family	0	
5	Illness related - to seek for medical care	0	
6	Holiday	0	
7	To care for family members	0	
8	I was in Jail	0	
96	Other, specify	0	
Sysmiss		3058	
Warning: these figures indicate the number of cases found in the data file. They cannot be interpreted as summary statistics of the population of interest.			
# mv_mob_reas_visit_long_3: What were the reasons for traveling to [name]?			
Information		[Type= discrete] [Format=numeric] [Range= 1-96] [Missing=*]	
Statistics [NW/ W]		[Valid=1 /-] [Invalid=3063 /-]	
Value	Label	Cases	Percentage
1	Looking for work	0	<div><div></div></div> 100.0%
2	To visit/live with partner	0	
3	To study / boarding school	1	
4	To visit/live with family	0	
5	Illness related - to seek for medical care	0	
6	Holiday	0	
7	To care for family members	0	
8	I was in Jail	0	
96	Other, specify	0	
Sysmiss		3063	
Warning: these figures indicate the number of cases found in the data file. They cannot be interpreted as summary statistics of the population of interest.			
# mv_mob_reas_visit_long_4: What were the reasons for traveling to [name]?			
Information		[Type= discrete] [Format=numeric] [Range= 1-96] [Missing=*]	
Statistics [NW/ W]		[Valid=36 /-] [Invalid=3028 /-]	
Value	Label	Cases	Percentage
1	Looking for work	0	<div><div></div></div> 100.0%
2	To visit/live with partner	0	
3	To study / boarding school	0	
4	To visit/live with family	36	
5	Illness related - to seek for medical care	0	
6	Holiday	0	
7	To care for family members	0	
8	I was in Jail	0	
96	Other, specify	0	
Sysmiss		3028	
Warning: these figures indicate the number of cases found in the data file. They cannot be interpreted as summary statistics of the population of interest.			

# mv_mob_reas_visit_long_6: What were the reasons for traveling to [name]?			
Information		[Type= discrete] [Format=numeric] [Range= 1-96] [Missing=*]	
Statistics [NW/ W]		[Valid=5 -/] [Invalid=3059 -/]	
Value	Label	Cases	Percentage
1	Looking for work	0	<div><div></div></div> 100.0%
2	To visit/live with partner	0	
3	To study / boarding school	0	
4	To visit/live with family	0	
5	Illness related - to seek for medical care	0	
6	Holiday	5	
7	To care for family members	0	
8	I was in Jail	0	
96	Other, specify	0	
Sysmiss		3059	
Warning: these figures indicate the number of cases found in the data file. They cannot be interpreted as summary statistics of the population of interest.			
# mv_mob_reas_visit_long_96: What were the reasons for traveling to [name]?			
Information		[Type= discrete] [Format=numeric] [Range= 1-96] [Missing=*]	
Statistics [NW/ W]		[Valid=9 -/] [Invalid=3055 -/]	
Value	Label	Cases	Percentage
1	Looking for work	0	<div><div></div></div> 100.0%
2	To visit/live with partner	0	
3	To study / boarding school	0	
4	To visit/live with family	0	
5	Illness related - to seek for medical care	0	
6	Holiday	0	
7	To care for family members	0	
8	I was in Jail	0	
96	Other, specify	9	
Sysmiss		3055	
Warning: these figures indicate the number of cases found in the data file. They cannot be interpreted as summary statistics of the population of interest.			
# mv_mob_reas_visit_longoth: Please specify the other reason for traveling to [name]			
Information		[Type= discrete] [Format=character] [Missing=*]	
Statistics [NW/ W]		[Valid=19 -/] [Invalid=0 -/]	
# mv_mob_live_with_long: With whom were you living with during this time?			
Information		[Type= discrete] [Format=numeric] [Range= 1-96] [Missing=*]	
Statistics [NW/ W]		[Valid=79 -/] [Invalid=2985 -/]	
Value	Label	Cases	Percentage
1	Alone	8	<div><div></div></div> 10.1%
2	Your family	52	<div><div></div></div> 65.8%
3	In-laws	0	
4	Same-aged friends	4	<div><div></div></div> 5.1%
5	Other friends	2	<div><div></div></div> 2.5%
6	Neighbours	0	
7	Partner	5	<div><div></div></div> 6.3%
8	Others	0	

# mv_mob_live_with_long: With whom were you living with during this time?			
Value	Label	Cases	Percentage
96	Other, specify	8	<div><div></div></div> 10.1%
Sysmiss		2985	
Warning: these figures indicate the number of cases found in the data file. They cannot be interpreted as summary statistics of the population of interest.			
# mv_mob_live_with_long_oth: Please specify the other person whom you stayed with			
Information	[Type= discrete] [Format=character] [Missing=*]		
Statistics [NW/ W]	[Valid=8 /-] [Invalid=0 /-]		
# mv_mob_use_medic_long: Did you use medical services in [name]?			
Information	[Type= discrete] [Format=numeric] [Range= 0-98] [Missing=*]		
Statistics [NW/ W]	[Valid=79 /-] [Invalid=2985 /-]		
Value	Label	Cases	Percentage
0	No, I have never had it	0	
1	Yes	5	<div><div></div></div> 6.3%
2	No	74	<div><div></div></div> 93.7%
3	Yes, but not sure about the exact age	0	
90	I am not sure	0	
93	Prefer not to answer	0	
95	Not had sex with this partner in the last 4 weeks	0	
97	N/A	0	
98	Don't know	0	
Sysmiss		2985	
Warning: these figures indicate the number of cases found in the data file. They cannot be interpreted as summary statistics of the population of interest.			
# mv_mob_number_trips: How many times have you travelled in the last year?			
Information	[Type= continuous] [Format=numeric] [Range= 0-180] [Missing=*]		
Statistics [NW/ W]	[Valid=956 /-] [Invalid=2108 /-] [Mean=1.839 /-] [StdDev=6.341 /-]		
# mv_goals01: Finishing secondary school			
Information	[Type= discrete] [Format=numeric] [Range= 1-7] [Missing=*]		
Statistics [NW/ W]	[Valid=2392 /-] [Invalid=672 /-]		
Value	Label	Cases	Percentage
1	Not important at all	9	<div><div></div></div> 0.4%
2	Not very important	5	<div><div></div></div> 0.2%
3	I don?t/no opinion	3	<div><div></div></div> 0.1%
4	Somewhat important	5	<div><div></div></div> 0.2%
5	Very important	1567	<div><div></div></div> 65.5%
6	Important	613	<div><div></div></div> 25.6%
7	Already achieved	190	<div><div></div></div> 7.9%
Sysmiss		672	
Warning: these figures indicate the number of cases found in the data file. They cannot be interpreted as summary statistics of the population of interest.			
# mv_goals02: Going to college/university			
Information	[Type= discrete] [Format=numeric] [Range= 1-7] [Missing=*]		
Statistics [NW/ W]	[Valid=2393 /-] [Invalid=671 /-]		
Value	Label	Cases	Percentage
1	Not important at all	15	<div><div></div></div> 0.6%

# mv_goals02: Going to college/university			
Value	Label	Cases	Percentage
2	Not very important	12	0.5%
3	I don't/no opinion	8	0.3%
4	Somewhat important	17	0.7%
5	Very important	1644	68.7%
6	Important	677	28.3%
7	Already achieved	20	0.8%
Sysmiss		671	
Warning: these figures indicate the number of cases found in the data file. They cannot be interpreted as summary statistics of the population of interest.			
# mv_goals03: Owning your own home			
Information	[Type= discrete] [Format=numeric] [Range= 1-7] [Missing=*]		
Statistics [NW/ W]	[Valid=2394 /-] [Invalid=670 /-]		
Value	Label	Cases	Percentage
1	Not important at all	9	0.4%
2	Not very important	18	0.8%
3	I don't/no opinion	4	0.2%
4	Somewhat important	13	0.5%
5	Very important	1535	64.1%
6	Important	806	33.7%
7	Already achieved	9	0.4%
Sysmiss		670	
Warning: these figures indicate the number of cases found in the data file. They cannot be interpreted as summary statistics of the population of interest.			
# mv_goals04: Helping to take care of your parents or family when you are older			
Information	[Type= discrete] [Format=numeric] [Range= 1-7] [Missing=*]		
Statistics [NW/ W]	[Valid=2394 /-] [Invalid=670 /-]		
Value	Label	Cases	Percentage
1	Not important at all	1	0.0%
2	Not very important	2	0.1%
3	I don't/no opinion	0	
4	Somewhat important	8	0.3%
5	Very important	1737	72.6%
6	Important	641	26.8%
7	Already achieved	5	0.2%
Sysmiss		670	
Warning: these figures indicate the number of cases found in the data file. They cannot be interpreted as summary statistics of the population of interest.			
# mv_goals05: Being admired and respected by your friends			
Information	[Type= discrete] [Format=numeric] [Range= 1-7] [Missing=*]		
Statistics [NW/ W]	[Valid=2391 /-] [Invalid=673 /-]		
Value	Label	Cases	Percentage
1	Not important at all	48	2.0%
2	Not very important	31	1.3%
3	I don't/no opinion	20	0.8%
4	Somewhat important	22	0.9%
5	Very important	1327	55.5%

# mv_goals05: Being admired and respected by your friends			
Value	Label	Cases	Percentage
6	Important	940	<div></div> 39.3%
7	Already achieved	3	0.1%
Sysmiss		673	
Warning: these figures indicate the number of cases found in the data file. They cannot be interpreted as summary statistics of the population of interest.			
# mv_goals06: Having a good job/stable income			
Information	[Type= discrete] [Format=numeric] [Range= 1-7] [Missing=*]		
Statistics [NW/ W]	[Valid=2388 /-] [Invalid=676 /-]		
Value	Label	Cases	Percentage
1	Not important at all	6	0.3%
2	Not very important	11	0.5%
3	I don?t/no opinion	2	0.1%
4	Somewhat important	14	0.6%
5	Very important	1574	<div></div> 65.9%
6	Important	780	<div></div> 32.7%
7	Already achieved	1	0.0%
Sysmiss		676	
Warning: these figures indicate the number of cases found in the data file. They cannot be interpreted as summary statistics of the population of interest.			
# mv_goals07: Having children			
Information	[Type= discrete] [Format=numeric] [Range= 1-7] [Missing=*]		
Statistics [NW/ W]	[Valid=2392 /-] [Invalid=672 /-]		
Value	Label	Cases	Percentage
1	Not important at all	103	<div></div> 4.3%
2	Not very important	219	<div></div> 9.2%
3	I don?t/no opinion	48	<div></div> 2.0%
4	Somewhat important	76	<div></div> 3.2%
5	Very important	1029	<div></div> 43.0%
6	Important	896	<div></div> 37.5%
7	Already achieved	21	<div></div> 0.9%
Sysmiss		672	
Warning: these figures indicate the number of cases found in the data file. They cannot be interpreted as summary statistics of the population of interest.			
# mv_goals08: Getting married or finding a partner			
Information	[Type= discrete] [Format=numeric] [Range= 1-7] [Missing=*]		
Statistics [NW/ W]	[Valid=2390 /-] [Invalid=674 /-]		
Value	Label	Cases	Percentage
1	Not important at all	107	<div></div> 4.5%
2	Not very important	193	<div></div> 8.1%
3	I don?t/no opinion	57	<div></div> 2.4%
4	Somewhat important	81	<div></div> 3.4%
5	Very important	1054	<div></div> 44.1%
6	Important	884	<div></div> 37.0%
7	Already achieved	14	<div></div> 0.6%
Sysmiss		674	
Warning: these figures indicate the number of cases found in the data file. They cannot be interpreted as summary statistics of the population of interest.			

# mv_chance_achiv01: You will finish primary school?			
Information	[Type= discrete] [Format=numeric] [Range= 1-98] [Missing=*]		
Statistics [NW/ W]	[Valid=2394 /-] [Invalid=670 /-]		
Value	Label	Cases	Percentage
1	High (or already achieved)	2333	<div><div></div></div> 97.5%
2	About 50/50	25	<div><div></div></div> 1.0%
3	Low	29	<div><div></div></div> 1.2%
93	Prefer not to answer	3	<div><div></div></div> 0.1%
98	Don't know	4	<div><div></div></div> 0.2%
Sysmiss		670	
Warning: these figures indicate the number of cases found in the data file. They cannot be interpreted as summary statistics of the population of interest.			
# mv_chance_achiv02: You will join secondary school?			
Information	[Type= discrete] [Format=numeric] [Range= 1-98] [Missing=*]		
Statistics [NW/ W]	[Valid=2393 /-] [Invalid=671 /-]		
Value	Label	Cases	Percentage
1	High (or already achieved)	2274	<div><div></div></div> 95.0%
2	About 50/50	37	<div><div></div></div> 1.5%
3	Low	62	<div><div></div></div> 2.6%
93	Prefer not to answer	2	<div><div></div></div> 0.1%
98	Don't know	18	<div><div></div></div> 0.8%
Sysmiss		671	
Warning: these figures indicate the number of cases found in the data file. They cannot be interpreted as summary statistics of the population of interest.			
# mv_chance_achiv03: You will finish secondary school?			
Information	[Type= discrete] [Format=numeric] [Range= 1-98] [Missing=*]		
Statistics [NW/ W]	[Valid=2392 /-] [Invalid=672 /-]		
Value	Label	Cases	Percentage
1	High (or already achieved)	1891	<div><div></div></div> 79.1%
2	About 50/50	176	<div><div></div></div> 7.4%
3	Low	262	<div><div></div></div> 11.0%
93	Prefer not to answer	5	<div><div></div></div> 0.2%
98	Don't know	58	<div><div></div></div> 2.4%
Sysmiss		672	
Warning: these figures indicate the number of cases found in the data file. They cannot be interpreted as summary statistics of the population of interest.			
# mv_chance_achiv04: You will go to university?			
Information	[Type= discrete] [Format=numeric] [Range= 1-98] [Missing=*]		
Statistics [NW/ W]	[Valid=2394 /-] [Invalid=670 /-]		
Value	Label	Cases	Percentage
1	High (or already achieved)	1202	<div><div></div></div> 50.2%
2	About 50/50	431	<div><div></div></div> 18.0%
3	Low	568	<div><div></div></div> 23.7%
93	Prefer not to answer	4	<div><div></div></div> 0.2%
98	Don't know	189	<div><div></div></div> 7.9%
Sysmiss		670	
Warning: these figures indicate the number of cases found in the data file. They cannot be interpreted as summary statistics of the population of interest.			

# mv_chance_achiv05: You will have a job that pays well?			
Information	[Type= discrete] [Format=numeric] [Range= 1-98] [Missing=*]		
Statistics [NW/ W]	[Valid=2394 /-] [Invalid=670 /-]		
Value	Label	Cases	Percentage
1	High (or already achieved)	1401	<div><div></div></div> 58.5%
2	About 50/50	518	<div><div></div></div> 21.6%
3	Low	318	<div><div></div></div> 13.3%
93	Prefer not to answer	5	<div><div></div></div> 0.2%
98	Don't know	152	<div><div></div></div> 6.3%
Sysmiss		670	
Warning: these figures indicate the number of cases found in the data file. They cannot be interpreted as summary statistics of the population of interest.			
# mv_chance_achiv06: You will be able to own your own home?			
Information	[Type= discrete] [Format=numeric] [Range= 1-98] [Missing=*]		
Statistics [NW/ W]	[Valid=2392 /-] [Invalid=672 /-]		
Value	Label	Cases	Percentage
1	High (or already achieved)	1591	<div><div></div></div> 66.5%
2	About 50/50	505	<div><div></div></div> 21.1%
3	Low	163	<div><div></div></div> 6.8%
93	Prefer not to answer	7	<div><div></div></div> 0.3%
98	Don't know	126	<div><div></div></div> 5.3%
Sysmiss		672	
Warning: these figures indicate the number of cases found in the data file. They cannot be interpreted as summary statistics of the population of interest.			
# mv_chance_achiv07: You will have a job that you enjoy doing?			
Information	[Type= discrete] [Format=numeric] [Range= 1-98] [Missing=*]		
Statistics [NW/ W]	[Valid=2394 /-] [Invalid=670 /-]		
Value	Label	Cases	Percentage
1	High (or already achieved)	1381	<div><div></div></div> 57.7%
2	About 50/50	559	<div><div></div></div> 23.4%
3	Low	285	<div><div></div></div> 11.9%
93	Prefer not to answer	3	<div><div></div></div> 0.1%
98	Don't know	166	<div><div></div></div> 6.9%
Sysmiss		670	
Warning: these figures indicate the number of cases found in the data file. They cannot be interpreted as summary statistics of the population of interest.			
# mv_chance_achiv08: You will have a happy family life?			
Information	[Type= discrete] [Format=numeric] [Range= 1-98] [Missing=*]		
Statistics [NW/ W]	[Valid=2394 /-] [Invalid=670 /-]		
Value	Label	Cases	Percentage
1	High (or already achieved)	1586	<div><div></div></div> 66.2%
2	About 50/50	542	<div><div></div></div> 22.6%
3	Low	104	<div><div></div></div> 4.3%
93	Prefer not to answer	7	<div><div></div></div> 0.3%
98	Don't know	155	<div><div></div></div> 6.5%
Sysmiss		670	
Warning: these figures indicate the number of cases found in the data file. They cannot be interpreted as summary statistics of the population of interest.			

# mv_chance_achiv09: You will stay in good health most of the time?			
Information	[Type= discrete] [Format=numeric] [Range= 1-98] [Missing=*]		
Statistics [NW/ W]	[Valid=2394 /-] [Invalid=670 /-]		
Value	Label	Cases	Percentage
1	High (or already achieved)	1430	<div><div></div></div> 59.7%
2	About 50/50	579	<div><div></div></div> 24.2%
3	Low	124	<div><div></div></div> 5.2%
93	Prefer not to answer	6	<div><div></div></div> 0.3%
98	Don't know	255	<div><div></div></div> 10.7%
Sysmiss		670	
Warning: these figures indicate the number of cases found in the data file. They cannot be interpreted as summary statistics of the population of interest.			
# mv_chance_achiv10: You will not get HIV/AIDS?			
Information	[Type= discrete] [Format=numeric] [Range= 1-98] [Missing=*]		
Statistics [NW/ W]	[Valid=2394 /-] [Invalid=670 /-]		
Value	Label	Cases	Percentage
1	High (or already achieved)	1057	<div><div></div></div> 44.2%
2	About 50/50	498	<div><div></div></div> 20.8%
3	Low	286	<div><div></div></div> 11.9%
93	Prefer not to answer	14	<div><div></div></div> 0.6%
98	Don't know	539	<div><div></div></div> 22.5%
Sysmiss		670	
Warning: these figures indicate the number of cases found in the data file. They cannot be interpreted as summary statistics of the population of interest.			
# mv_chance_achiv11: You will live in a safe neighbourhood			
Information	[Type= discrete] [Format=numeric] [Range= 1-98] [Missing=*]		
Statistics [NW/ W]	[Valid=2394 /-] [Invalid=670 /-]		
Value	Label	Cases	Percentage
1	High (or already achieved)	1466	<div><div></div></div> 61.2%
2	About 50/50	547	<div><div></div></div> 22.8%
3	Low	108	<div><div></div></div> 4.5%
93	Prefer not to answer	4	<div><div></div></div> 0.2%
98	Don't know	269	<div><div></div></div> 11.2%
Sysmiss		670	
Warning: these figures indicate the number of cases found in the data file. They cannot be interpreted as summary statistics of the population of interest.			
# mv_chance_achiv12: You will be respected in your community			
Information	[Type= discrete] [Format=numeric] [Range= 1-98] [Missing=*]		
Statistics [NW/ W]	[Valid=2394 /-] [Invalid=670 /-]		
Value	Label	Cases	Percentage
1	High (or already achieved)	1512	<div><div></div></div> 63.2%
2	About 50/50	556	<div><div></div></div> 23.2%
3	Low	66	<div><div></div></div> 2.8%
93	Prefer not to answer	4	<div><div></div></div> 0.2%
98	Don't know	256	<div><div></div></div> 10.7%
Sysmiss		670	
Warning: these figures indicate the number of cases found in the data file. They cannot be interpreted as summary statistics of the population of interest.			

# mv_ment_health01: Did you have times in which you were thinking deeply or thinking about many thin			
Information	[Type= discrete] [Format=numeric] [Range= 0-98] [Missing=*]		
Statistics [NW/ W]	[Valid=2395 /-] [Invalid=669 /-]		
Value	Label	Cases	Percentage
0	No, I have never had it	0	
1	Yes	773	32.3%
2	No	1618	67.6%
3	Yes, but not sure about the exact age	0	
90	I am not sure	0	
93	Prefer not to answer	4	0.2%
95	Not had sex with this partner in the last 4 weeks	0	
97	N/A	0	
98	Don't know	0	
Sysmiss		669	
Warning: these figures indicate the number of cases found in the data file. They cannot be interpreted as summary statistics of the population of interest.			
# mv_ment_health02: Did you find yourself sometimes failing to concentrate?			
Information	[Type= discrete] [Format=numeric] [Range= 0-98] [Missing=*]		
Statistics [NW/ W]	[Valid=2395 /-] [Invalid=669 /-]		
Value	Label	Cases	Percentage
0	No, I have never had it	0	
1	Yes	638	26.6%
2	No	1754	73.2%
3	Yes, but not sure about the exact age	0	
90	I am not sure	0	
93	Prefer not to answer	3	0.1%
95	Not had sex with this partner in the last 4 weeks	0	
97	N/A	0	
98	Don't know	0	
Sysmiss		669	
Warning: these figures indicate the number of cases found in the data file. They cannot be interpreted as summary statistics of the population of interest.			
# mv_ment_health03: Did you lose your temper or get annoyed over trivial matters?			
Information	[Type= discrete] [Format=numeric] [Range= 0-98] [Missing=*]		
Statistics [NW/ W]	[Valid=2395 /-] [Invalid=669 /-]		
Value	Label	Cases	Percentage
0	No, I have never had it	0	
1	Yes	622	26.0%
2	No	1771	73.9%
3	Yes, but not sure about the exact age	0	
90	I am not sure	0	
93	Prefer not to answer	2	0.1%
95	Not had sex with this partner in the last 4 weeks	0	
97	N/A	0	
98	Don't know	0	
Sysmiss		669	
Warning: these figures indicate the number of cases found in the data file. They cannot be interpreted as summary statistics of the population of interest.			

# mv_ment_health04: Did you have nightmares or bad dreams?			
Information	[Type= discrete] [Format=numeric] [Range= 0-98] [Missing=*]		
Statistics [NW/ W]	[Valid=2394 /-] [Invalid=670 /-]		
Value	Label	Cases	Percentage
0	No, I have never had it	0	
1	Yes	734	<div><div></div></div> 30.7%
2	No	1657	<div><div></div></div> 69.2%
3	Yes, but not sure about the exact age	0	
90	I am not sure	0	
93	Prefer not to answer	3	<div><div></div></div> 0.1%
95	Not had sex with this partner in the last 4 weeks	0	
97	N/A	0	
98	Don't know	0	
Sysmiss		670	
Warning: these figures indicate the number of cases found in the data file. They cannot be interpreted as summary statistics of the population of interest.			
# mv_ment_health05: Did you sometimes see or hear things which others could not see or hear?			
Information	[Type= discrete] [Format=numeric] [Range= 0-98] [Missing=*]		
Statistics [NW/ W]	[Valid=2395 /-] [Invalid=669 /-]		
Value	Label	Cases	Percentage
0	No, I have never had it	0	
1	Yes	275	<div><div></div></div> 11.5%
2	No	2115	<div><div></div></div> 88.3%
3	Yes, but not sure about the exact age	0	
90	I am not sure	0	
93	Prefer not to answer	5	<div><div></div></div> 0.2%
95	Not had sex with this partner in the last 4 weeks	0	
97	N/A	0	
98	Don't know	0	
Sysmiss		669	
Warning: these figures indicate the number of cases found in the data file. They cannot be interpreted as summary statistics of the population of interest.			
# mv_ment_health06: Was your stomach aching?			
Information	[Type= discrete] [Format=numeric] [Range= 0-98] [Missing=*]		
Statistics [NW/ W]	[Valid=2395 /-] [Invalid=669 /-]		
Value	Label	Cases	Percentage
0	No, I have never had it	0	
1	Yes	575	<div><div></div></div> 24.0%
2	No	1816	<div><div></div></div> 75.8%
3	Yes, but not sure about the exact age	0	
90	I am not sure	0	
93	Prefer not to answer	4	<div><div></div></div> 0.2%
95	Not had sex with this partner in the last 4 weeks	0	
97	N/A	0	
98	Don't know	0	
Sysmiss		669	
Warning: these figures indicate the number of cases found in the data file. They cannot be interpreted as summary statistics of the population of interest.			

# mv_ment_health07: Were you frightened by trivial things?			
Information	[Type= discrete] [Format=numeric] [Range= 0-98] [Missing=*]		
Statistics [NW/ W]	[Valid=2395 /-] [Invalid=669 /-]		
Value	Label	Cases	Percentage
0	No, I have never had it	0	
1	Yes	733	30.6%
2	No	1658	69.2%
3	Yes, but not sure about the exact age	0	
90	I am not sure	0	
93	Prefer not to answer	4	0.2%
95	Not had sex with this partner in the last 4 weeks	0	
97	N/A	0	
98	Don't know	0	
Sysmiss		669	
Warning: these figures indicate the number of cases found in the data file. They cannot be interpreted as summary statistics of the population of interest.			
# mv_ment_health08: Did you sometimes fail to sleep or lose sleep?			
Information	[Type= discrete] [Format=numeric] [Range= 0-98] [Missing=*]		
Statistics [NW/ W]	[Valid=2395 /-] [Invalid=669 /-]		
Value	Label	Cases	Percentage
0	No, I have never had it	0	
1	Yes	775	32.4%
2	No	1615	67.4%
3	Yes, but not sure about the exact age	0	
90	I am not sure	0	
93	Prefer not to answer	5	0.2%
95	Not had sex with this partner in the last 4 weeks	0	
97	N/A	0	
98	Don't know	0	
Sysmiss		669	
Warning: these figures indicate the number of cases found in the data file. They cannot be interpreted as summary statistics of the population of interest.			
# mv_ment_health09: Were there moments when you felt life was so tough that you cried or wanted to c			
Information	[Type= discrete] [Format=numeric] [Range= 0-98] [Missing=*]		
Statistics [NW/ W]	[Valid=2395 /-] [Invalid=669 /-]		
Value	Label	Cases	Percentage
0	No, I have never had it	0	
1	Yes	759	31.7%
2	No	1634	68.2%
3	Yes, but not sure about the exact age	0	
90	I am not sure	0	
93	Prefer not to answer	2	0.1%
95	Not had sex with this partner in the last 4 weeks	0	
97	N/A	0	
98	Don't know	0	
Sysmiss		669	
Warning: these figures indicate the number of cases found in the data file. They cannot be interpreted as summary statistics of the population of interest.			

# mv_ment_health10: Did you feel run down (tired)?			
Information	[Type= discrete] [Format=numeric] [Range= 0-98] [Missing=*]		
Statistics [NW/ W]	[Valid=2395 /-] [Invalid=669 /-]		
Value	Label	Cases	Percentage
0	No, I have never had it	0	
1	Yes	865	36.1%
2	No	1527	63.8%
3	Yes, but not sure about the exact age	0	
90	I am not sure	0	
93	Prefer not to answer	3	0.1%
95	Not had sex with this partner in the last 4 weeks	0	
97	N/A	0	
98	Don't know	0	
Sysmiss		669	
Warning: these figures indicate the number of cases found in the data file. They cannot be interpreted as summary statistics of the population of interest.			
# mv_ment_health11: Did you at times feel like committing suicide?			
Information	[Type= discrete] [Format=numeric] [Range= 0-98] [Missing=*]		
Statistics [NW/ W]	[Valid=2395 /-] [Invalid=669 /-]		
Value	Label	Cases	Percentage
0	No, I have never had it	0	
1	Yes	130	5.4%
2	No	2262	94.4%
3	Yes, but not sure about the exact age	0	
90	I am not sure	0	
93	Prefer not to answer	3	0.1%
95	Not had sex with this partner in the last 4 weeks	0	
97	N/A	0	
98	Don't know	0	
Sysmiss		669	
Warning: these figures indicate the number of cases found in the data file. They cannot be interpreted as summary statistics of the population of interest.			
# mv_ment_health12: Were you generally unhappy with things you were doing each day?			
Information	[Type= discrete] [Format=numeric] [Range= 0-98] [Missing=*]		
Statistics [NW/ W]	[Valid=2395 /-] [Invalid=669 /-]		
Value	Label	Cases	Percentage
0	No, I have never had it	0	
1	Yes	390	16.3%
2	No	1997	83.4%
3	Yes, but not sure about the exact age	0	
90	I am not sure	0	
93	Prefer not to answer	8	0.3%
95	Not had sex with this partner in the last 4 weeks	0	
97	N/A	0	
98	Don't know	0	
Sysmiss		669	
Warning: these figures indicate the number of cases found in the data file. They cannot be interpreted as summary statistics of the population of interest.			

# mv_ment_health13: Was your work/school lagging behind?			
Information	[Type= discrete] [Format=numeric] [Range= 0-98] [Missing=*]		
Statistics [NW/ W]	[Valid=2394 /-] [Invalid=670 /-]		
Value	Label	Cases	Percentage
0	No, I have never had it	0	
1	Yes	455	19.0%
2	No	1936	80.9%
3	Yes, but not sure about the exact age	0	
90	I am not sure	0	
93	Prefer not to answer	3	0.1%
95	Not had sex with this partner in the last 4 weeks	0	
97	N/A	0	
98	Don't know	0	
Sysmiss		670	
Warning: these figures indicate the number of cases found in the data file. They cannot be interpreted as summary statistics of the population of interest.			
# mv_ment_health14: Did you feel you had problems in deciding what to do?			
Information	[Type= discrete] [Format=numeric] [Range= 0-98] [Missing=*]		
Statistics [NW/ W]	[Valid=2395 /-] [Invalid=669 /-]		
Value	Label	Cases	Percentage
0	No, I have never had it	0	
1	Yes	484	20.2%
2	No	1906	79.6%
3	Yes, but not sure about the exact age	0	
90	I am not sure	0	
93	Prefer not to answer	5	0.2%
95	Not had sex with this partner in the last 4 weeks	0	
97	N/A	0	
98	Don't know	0	
Sysmiss		669	
Warning: these figures indicate the number of cases found in the data file. They cannot be interpreted as summary statistics of the population of interest.			
# mv_gsescale01: I can always solve difficult problems if I try hard enough			
Information	[Type= discrete] [Format=numeric] [Range= 1-4] [Missing=*]		
Statistics [NW/ W]	[Valid=2395 /-] [Invalid=669 /-]		
Value	Label	Cases	Percentage
1	Not at all true	295	12.3%
2	Hardly true	166	6.9%
3	Moderately true	424	17.7%
4	Exactly true	1510	63.0%
Sysmiss		669	
Warning: these figures indicate the number of cases found in the data file. They cannot be interpreted as summary statistics of the population of interest.			
# mv_gsescale02: If someone is against me (opposes me), I can find the means and ways to get what			
Information	[Type= discrete] [Format=numeric] [Range= 1-4] [Missing=*]		
Statistics [NW/ W]	[Valid=2395 /-] [Invalid=669 /-]		

# mv_gsescale02: If someone is against me (opposes me), I can find the means and ways to get what				
Value	Label	Cases	Percentage	
1	Not at all true	283	<div><div></div></div>	11.8%
2	Hardly true	213	<div><div></div></div>	8.9%
3	Moderately true	413	<div><div></div></div>	17.2%
4	Exactly true	1486	<div><div></div></div>	62.0%
Sysmiss		669		
Warning: these figures indicate the number of cases found in the data file. They cannot be interpreted as summary statistics of the population of interest.				
# mv_gsescale03: It is easy for me to stick to my aims and accomplish my goals				
Information	[Type= discrete] [Format=numeric] [Range= 1-4] [Missing=*]			
Statistics [NW/ W]	[Valid=2395 /-] [Invalid=669 /-]			
Value	Label	Cases	Percentage	
1	Not at all true	206	<div><div></div></div>	8.6%
2	Hardly true	233	<div><div></div></div>	9.7%
3	Moderately true	372	<div><div></div></div>	15.5%
4	Exactly true	1584	<div><div></div></div>	66.1%
Sysmiss		669		
Warning: these figures indicate the number of cases found in the data file. They cannot be interpreted as summary statistics of the population of interest.				
# mv_gsescale04: I am confident that I could handle unexpected events well				
Information	[Type= discrete] [Format=numeric] [Range= 1-4] [Missing=*]			
Statistics [NW/ W]	[Valid=2395 /-] [Invalid=669 /-]			
Value	Label	Cases	Percentage	
1	Not at all true	200	<div><div></div></div>	8.4%
2	Hardly true	224	<div><div></div></div>	9.4%
3	Moderately true	350	<div><div></div></div>	14.6%
4	Exactly true	1621	<div><div></div></div>	67.7%
Sysmiss		669		
Warning: these figures indicate the number of cases found in the data file. They cannot be interpreted as summary statistics of the population of interest.				
# mv_gsescale05: Thanks to my resourcefulness, I know how to manage unexpected (unforeseen) situa				
Information	[Type= discrete] [Format=numeric] [Range= 1-4] [Missing=*]			
Statistics [NW/ W]	[Valid=2395 /-] [Invalid=669 /-]			
Value	Label	Cases	Percentage	
1	Not at all true	214	<div><div></div></div>	8.9%
2	Hardly true	223	<div><div></div></div>	9.3%
3	Moderately true	390	<div><div></div></div>	16.3%
4	Exactly true	1568	<div><div></div></div>	65.5%
Sysmiss		669		
Warning: these figures indicate the number of cases found in the data file. They cannot be interpreted as summary statistics of the population of interest.				
# mv_gsescale06: I can solve most problems if I make the necessary effort				
Information	[Type= discrete] [Format=numeric] [Range= 1-4] [Missing=*]			
Statistics [NW/ W]	[Valid=2395 /-] [Invalid=669 /-]			
Value	Label	Cases	Percentage	
1	Not at all true	248	<div><div></div></div>	10.4%
2	Hardly true	227	<div><div></div></div>	9.5%

# mv_gsescale06: I can solve most problems if I make the necessary effort			
Value	Label	Cases	Percentage
3	Moderately true	428	<div></div> 17.9%
4	Exactly true	1492	<div></div> 62.3%
Sysmiss		669	
Warning: these figures indicate the number of cases found in the data file. They cannot be interpreted as summary statistics of the population of interest.			

# mv_gsescale07: I can remain calm when facing difficulties because I can rely on my own coping a			
Information	[Type= discrete] [Format=numeric] [Range= 1-4] [Missing=*]		
Statistics [NW/ W]	[Valid=2395 /-] [Invalid=669 /-]		
Value	Label	Cases	Percentage
1	Not at all true	89	<div><div></div></div> 3.7%
2	Hardly true	208	<div><div></div></div> 8.7%
3	Moderately true	328	<div><div></div></div> 13.7%
4	Exactly true	1770	<div><div></div></div> 73.9%
Sysmiss		669	
Warning: these figures indicate the number of cases found in the data file. They cannot be interpreted as summary statistics of the population of interest.			
# mv_gsescale08: When I am faced with a problem, I can usually find several solutions			
Information	[Type= discrete] [Format=numeric] [Range= 1-4] [Missing=*]		
Statistics [NW/ W]	[Valid=2395 /-] [Invalid=669 /-]		
Value	Label	Cases	Percentage
1	Not at all true	100	<div><div></div></div> 4.2%
2	Hardly true	216	<div><div></div></div> 9.0%
3	Moderately true	362	<div><div></div></div> 15.1%
4	Exactly true	1717	<div><div></div></div> 71.7%
Sysmiss		669	
Warning: these figures indicate the number of cases found in the data file. They cannot be interpreted as summary statistics of the population of interest.			
# mv_gsescale09: If I am in trouble, I can usually think of a solution			
Information	[Type= discrete] [Format=numeric] [Range= 1-4] [Missing=*]		
Statistics [NW/ W]	[Valid=2395 /-] [Invalid=669 /-]		
Value	Label	Cases	Percentage
1	Not at all true	93	<div><div></div></div> 3.9%
2	Hardly true	217	<div><div></div></div> 9.1%
3	Moderately true	343	<div><div></div></div> 14.3%
4	Exactly true	1742	<div><div></div></div> 72.7%
Sysmiss		669	
Warning: these figures indicate the number of cases found in the data file. They cannot be interpreted as summary statistics of the population of interest.			
# mv_gsescale10: I can usually handle whatever comes my way			
Information	[Type= discrete] [Format=numeric] [Range= 1-4] [Missing=*]		
Statistics [NW/ W]	[Valid=2395 /-] [Invalid=669 /-]		
Value	Label	Cases	Percentage
1	Not at all true	285	<div><div></div></div> 11.9%
2	Hardly true	266	<div><div></div></div> 11.1%
3	Moderately true	340	<div><div></div></div> 14.2%
4	Exactly true	1504	<div><div></div></div> 62.8%
Sysmiss		669	
Warning: these figures indicate the number of cases found in the data file. They cannot be interpreted as summary statistics of the population of interest.			
# mv_conmusescale01: I am able to use a condom every time I have sexual intercourse			
Information	[Type= discrete] [Format=numeric] [Range= 1-4] [Missing=*]		
Statistics [NW/ W]	[Valid=2395 /-] [Invalid=669 /-]		

# mv_connuscalescale01: I am able to use a condom every time I have sexual intercourse			
Value	Label	Cases	Percentage
1	Not at all true	521	<div><div></div></div> 21.8%
2	Hardly true	146	<div><div></div></div> 6.1%
3	Moderately true	208	<div><div></div></div> 8.7%
4	Exactly true	1520	<div><div></div></div> 63.5%
Sysmiss		669	
Warning: these figures indicate the number of cases found in the data file. They cannot be interpreted as summary statistics of the population of interest.			
# mv_connuscalescale02: I am able to ask my partner to use a condom every time we have sexual intercours			
Information	[Type= discrete] [Format=numeric] [Range= 1-4] [Missing=*]		
Statistics [NW/ W]	[Valid=2395 /-] [Invalid=669 /-]		
Value	Label	Cases	Percentage
1	Not at all true	444	<div><div></div></div> 18.5%
2	Hardly true	135	<div><div></div></div> 5.6%
3	Moderately true	186	<div><div></div></div> 7.8%
4	Exactly true	1630	<div><div></div></div> 68.1%
Sysmiss		669	
Warning: these figures indicate the number of cases found in the data file. They cannot be interpreted as summary statistics of the population of interest.			
# mv_connuscalescale03: I am able to use a condom during sex after I have been drinking or taking drugs			
Information	[Type= discrete] [Format=numeric] [Range= 1-4] [Missing=*]		
Statistics [NW/ W]	[Valid=2395 /-] [Invalid=669 /-]		
Value	Label	Cases	Percentage
1	Not at all true	765	<div><div></div></div> 31.9%
2	Hardly true	87	<div><div></div></div> 3.6%
3	Moderately true	206	<div><div></div></div> 8.6%
4	Exactly true	1337	<div><div></div></div> 55.8%
Sysmiss		669	
Warning: these figures indicate the number of cases found in the data file. They cannot be interpreted as summary statistics of the population of interest.			
# mv_connuscalescale04: I am able to refuse sex if [my partner / the man] will not use a condom			
Information	[Type= discrete] [Format=numeric] [Range= 1-4] [Missing=*]		
Statistics [NW/ W]	[Valid=2394 /-] [Invalid=670 /-]		
Value	Label	Cases	Percentage
1	Not at all true	525	<div><div></div></div> 21.9%
2	Hardly true	116	<div><div></div></div> 4.8%
3	Moderately true	192	<div><div></div></div> 8.0%
4	Exactly true	1561	<div><div></div></div> 65.2%
Sysmiss		670	
Warning: these figures indicate the number of cases found in the data file. They cannot be interpreted as summary statistics of the population of interest.			
# mv_sexnegscale01: I am able to avoid sex any time I don't want to			
Information	[Type= discrete] [Format=numeric] [Range= 1-4] [Missing=*]		
Statistics [NW/ W]	[Valid=2393 /-] [Invalid=671 /-]		
Value	Label	Cases	Percentage
1	Not at all true	204	<div><div></div></div> 8.5%
2	Hardly true	36	<div><div></div></div> 1.5%

# mv_sexnegscale01: I am able to avoid sex any time I don't want to			
Value	Label	Cases	Percentage
3	Moderately true	78	<div><div></div></div> 3.3%
4	Exactly true	2075	<div><div></div></div> 86.7%
Sysmiss		671	
Warning: these figures indicate the number of cases found in the data file. They cannot be interpreted as summary statistics of the population of interest.			
# mv_healthserv_scale01: I feel confident that I could visit a health facility or testing center to get a			
Information	[Type= discrete] [Format=numeric] [Range= 1-4] [Missing=*]		
Statistics [NW/ W]	[Valid=2394 /-] [Invalid=670 /-]		
Value	Label	Cases	Percentage
1	Not at all true	68	<div><div></div></div> 2.8%
2	Hardly true	39	<div><div></div></div> 1.6%
3	Moderately true	66	<div><div></div></div> 2.8%
4	Exactly true	2221	<div><div></div></div> 92.8%
Sysmiss		670	
Warning: these figures indicate the number of cases found in the data file. They cannot be interpreted as summary statistics of the population of interest.			
# mv_healthserv_scale02: I am confident that I could access ARVs if needed them			
Information	[Type= discrete] [Format=numeric] [Range= 1-4] [Missing=*]		
Statistics [NW/ W]	[Valid=2395 /-] [Invalid=669 /-]		
Value	Label	Cases	Percentage
1	Not at all true	56	<div><div></div></div> 2.3%
2	Hardly true	50	<div><div></div></div> 2.1%
3	Moderately true	81	<div><div></div></div> 3.4%
4	Exactly true	2208	<div><div></div></div> 92.2%
Sysmiss		669	
Warning: these figures indicate the number of cases found in the data file. They cannot be interpreted as summary statistics of the population of interest.			
# mv_healthserv_scale03: I am confident that I would be able to go to a health clinic for any reason, if			
Information	[Type= discrete] [Format=numeric] [Range= 1-4] [Missing=*]		
Statistics [NW/ W]	[Valid=2395 /-] [Invalid=669 /-]		
Value	Label	Cases	Percentage
1	Not at all true	29	<div><div></div></div> 1.2%
2	Hardly true	55	<div><div></div></div> 2.3%
3	Moderately true	81	<div><div></div></div> 3.4%
4	Exactly true	2230	<div><div></div></div> 93.1%
Sysmiss		669	
Warning: these figures indicate the number of cases found in the data file. They cannot be interpreted as summary statistics of the population of interest.			
# mv_general_hopeful: I generally feel hopeful about my future.			
Information	[Type= discrete] [Format=numeric] [Range= 1-5] [Missing=*]		
Statistics [NW/ W]	[Valid=2391 /-] [Invalid=673 /-]		
Value	Label	Cases	Percentage
1	Strongly Disagree	5	<div><div></div></div> 0.2%
2	Disagree	34	<div><div></div></div> 1.4%
3	Not sure	107	<div><div></div></div> 4.5%
4	Agree	1608	<div><div></div></div> 67.3%

# mv_general_hopeful: I generally feel hopeful about my future.			
Value	Label	Cases	Percentage
5	Strongly Agree	637	<div><div></div></div> 26.6%
Sysmiss		673	
Warning: these figures indicate the number of cases found in the data file. They cannot be interpreted as summary statistics of the population of interest.			
# mv_will_take_care: The future will take care of itself			
Information	[Type= discrete] [Format=numeric] [Range= 1-5] [Missing=*]		
Statistics [NW/ W]	[Valid=2391 /-] [Invalid=673 /-]		
Value	Label	Cases	Percentage
1	Strongly Disagree	253	<div><div></div></div> 10.6%
2	Disagree	722	<div><div></div></div> 30.2%
3	Not sure	197	<div><div></div></div> 8.2%
4	Agree	1003	<div><div></div></div> 41.9%
5	Strongly Agree	216	<div><div></div></div> 9.0%
Sysmiss		673	
Warning: these figures indicate the number of cases found in the data file. They cannot be interpreted as summary statistics of the population of interest.			
# mv_hope_helps_me_cope: Having hope helps me cope with day-to-day challenges			
Information	[Type= discrete] [Format=numeric] [Range= 1-5] [Missing=*]		
Statistics [NW/ W]	[Valid=2391 /-] [Invalid=673 /-]		
Value	Label	Cases	Percentage
1	Strongly Disagree	8	<div><div></div></div> 0.3%
2	Disagree	32	<div><div></div></div> 1.3%
3	Not sure	117	<div><div></div></div> 4.9%
4	Agree	1698	<div><div></div></div> 71.0%
5	Strongly Agree	536	<div><div></div></div> 22.4%
Sysmiss		673	
Warning: these figures indicate the number of cases found in the data file. They cannot be interpreted as summary statistics of the population of interest.			
# mv_set_longterm_goal: I have set long-term goals for my life			
Information	[Type= discrete] [Format=numeric] [Range= 1-5] [Missing=*]		
Statistics [NW/ W]	[Valid=2391 /-] [Invalid=673 /-]		
Value	Label	Cases	Percentage
1	Strongly Disagree	1	<div><div></div></div> 0.0%
2	Disagree	36	<div><div></div></div> 1.5%
3	Not sure	84	<div><div></div></div> 3.5%
4	Agree	1721	<div><div></div></div> 72.0%
5	Strongly Agree	549	<div><div></div></div> 23.0%
Sysmiss		673	
Warning: these figures indicate the number of cases found in the data file. They cannot be interpreted as summary statistics of the population of interest.			
# mv_believe_if_i_work: I believe that if I work hard today, I can achieve my long term goals			
Information	[Type= discrete] [Format=numeric] [Range= 1-5] [Missing=*]		
Statistics [NW/ W]	[Valid=2391 /-] [Invalid=673 /-]		
Value	Label	Cases	Percentage
1	Strongly Disagree	2	<div><div></div></div> 0.1%
2	Disagree	26	<div><div></div></div> 1.1%

# mv_believe_if_i_work: I believe that if I work hard today, I can achieve my long term goals			
Value	Label	Cases	Percentage
3	Not sure	123	<div><div></div></div> 5.1%
4	Agree	1716	<div><div></div></div> 71.8%
5	Strongly Agree	524	<div><div></div></div> 21.9%
Sysmiss		673	
Warning: these figures indicate the number of cases found in the data file. They cannot be interpreted as summary statistics of the population of interest.			
# mv_confident_i_can: I am confident that I can get the things that I hope for			
Information	[Type= discrete] [Format=numeric] [Range= 1-5] [Missing=*]		
Statistics [NW/ W]	[Valid=2391 /-] [Invalid=673 /-]		
Value	Label	Cases	Percentage
1	Strongly Disagree	7	<div><div></div></div> 0.3%
2	Disagree	47	<div><div></div></div> 2.0%
3	Not sure	198	<div><div></div></div> 8.3%
4	Agree	1714	<div><div></div></div> 71.7%
5	Strongly Agree	425	<div><div></div></div> 17.8%
Sysmiss		673	
Warning: these figures indicate the number of cases found in the data file. They cannot be interpreted as summary statistics of the population of interest.			
# mv_easy_stick_goals: (It is easy for me to stick to my aims and accomplish my goals			
Information	[Type= discrete] [Format=numeric] [Range= 1-5] [Missing=*]		
Statistics [NW/ W]	[Valid=2389 /-] [Invalid=675 /-]		
Value	Label	Cases	Percentage
1	Strongly Disagree	13	<div><div></div></div> 0.5%
2	Disagree	94	<div><div></div></div> 3.9%
3	Not sure	213	<div><div></div></div> 8.9%
4	Agree	1668	<div><div></div></div> 69.8%
5	Strongly Agree	401	<div><div></div></div> 16.8%
Sysmiss		675	
Warning: these figures indicate the number of cases found in the data file. They cannot be interpreted as summary statistics of the population of interest.			
# mv_deal_unexpected: I am confident that I could deal efficiently with unexpected events			
Information	[Type= discrete] [Format=numeric] [Range= 1-5] [Missing=*]		
Statistics [NW/ W]	[Valid=2391 /-] [Invalid=673 /-]		
Value	Label	Cases	Percentage
1	Strongly Disagree	13	<div><div></div></div> 0.5%
2	Disagree	42	<div><div></div></div> 1.8%
3	Not sure	231	<div><div></div></div> 9.7%
4	Agree	1718	<div><div></div></div> 71.9%
5	Strongly Agree	387	<div><div></div></div> 16.2%
Sysmiss		673	
Warning: these figures indicate the number of cases found in the data file. They cannot be interpreted as summary statistics of the population of interest.			
# mv_young_people_in_comm: Young people in general are in your community?			
Information	[Type= discrete] [Format=numeric] [Range= 1-5] [Missing=*]		
Statistics [NW/ W]	[Valid=2391 /-] [Invalid=673 /-]		

# mv_young_people_in_comm: Young people in general are in your community?				
Value	Label	Cases	Percentage	
1	Not important at all	116	<div><div></div></div>	4.9%
2	Not very important	217	<div><div></div></div>	9.1%
3	I don?t/no opinion	397	<div><div></div></div>	16.6%
4	Very important	1513	<div><div></div></div>	63.3%
5	Extremely important	148	<div><div></div></div>	6.2%
Sysmiss		673		
Warning: these figures indicate the number of cases found in the data file. They cannot be interpreted as summary statistics of the population of interest.				
# mv_young_people_like_comm: Young people like you are in your community?				
Information		[Type= discrete] [Format=numeric] [Range= 1-5] [Missing=*]		
Statistics [NW/ W]		[Valid=2390 /-] [Invalid=674 /-]		
Value	Label	Cases	Percentage	
1	Not important at all	107	<div><div></div></div>	4.5%
2	Not very important	178	<div><div></div></div>	7.4%
3	I don?t/no opinion	434	<div><div></div></div>	18.2%
4	Very important	1548	<div><div></div></div>	64.8%
5	Extremely important	123	<div><div></div></div>	5.1%
Sysmiss		674		
Warning: these figures indicate the number of cases found in the data file. They cannot be interpreted as summary statistics of the population of interest.				
# mv_young_people_in_sa: Young people in general are in South Africa?				
Information		[Type= discrete] [Format=numeric] [Range= 1-5] [Missing=*]		
Statistics [NW/ W]		[Valid=2390 /-] [Invalid=674 /-]		
Value	Label	Cases	Percentage	
1	Not important at all	71	<div><div></div></div>	3.0%
2	Not very important	104	<div><div></div></div>	4.4%
3	I don?t/no opinion	240	<div><div></div></div>	10.0%
4	Very important	1612	<div><div></div></div>	67.4%
5	Extremely important	363	<div><div></div></div>	15.2%
Sysmiss		674		
Warning: these figures indicate the number of cases found in the data file. They cannot be interpreted as summary statistics of the population of interest.				
# mv_young_people_like_sa: Young people like you are in South Africa?				
Information		[Type= discrete] [Format=numeric] [Range= 1-5] [Missing=*]		
Statistics [NW/ W]		[Valid=2391 /-] [Invalid=673 /-]		
Value	Label	Cases	Percentage	
1	Not important at all	75	<div><div></div></div>	3.1%
2	Not very important	109	<div><div></div></div>	4.6%
3	I don?t/no opinion	346	<div><div></div></div>	14.5%
4	Very important	1619	<div><div></div></div>	67.7%
5	Extremely important	242	<div><div></div></div>	10.1%
Sysmiss		673		
Warning: these figures indicate the number of cases found in the data file. They cannot be interpreted as summary statistics of the population of interest.				
# mv_in_your_community: You are in your community?				
Information		[Type= discrete] [Format=numeric] [Range= 1-5] [Missing=*]		

# mv_in_your_community: You are in your community?			
Statistics [NW/ W]		[Valid=2391 /-] [Invalid=673 /-]	
Value	Label	Cases	Percentage
1	Not important at all	112	<div><div></div></div> 4.7%
2	Not very important	201	<div><div></div></div> 8.4%
3	I don?t/no opinion	505	<div><div></div></div> 21.1%
4	Very important	1446	<div><div></div></div> 60.5%
5	Extremely important	127	<div><div></div></div> 5.3%
Sysmiss		673	
Warning: these figures indicate the number of cases found in the data file. They cannot be interpreted as summary statistics of the population of interest.			
# mv_i_consider_myself: In general, I consider myself			
Information		[Type= discrete] [Format=numeric] [Range= 1-5] [Missing=*]	
Statistics [NW/ W]		[Valid=2391 /-] [Invalid=673 /-]	
Value	Label	Cases	Percentage
1	Not very happy	18	<div><div></div></div> 0.8%
2	Not happy	77	<div><div></div></div> 3.2%
3	Neutral	503	<div><div></div></div> 21.0%
4	Happy	1467	<div><div></div></div> 61.4%
5	Very happy	326	<div><div></div></div> 13.6%
Sysmiss		673	
Warning: these figures indicate the number of cases found in the data file. They cannot be interpreted as summary statistics of the population of interest.			
# mv_comp_to_peers: Compared to most of my peers, I consider myself			
Information		[Type= discrete] [Format=numeric] [Range= 1-5] [Missing=*]	
Statistics [NW/ W]		[Valid=2391 /-] [Invalid=673 /-]	
Value	Label	Cases	Percentage
1	Not very happy	25	<div><div></div></div> 1.0%
2	Not happy	112	<div><div></div></div> 4.7%
3	Neutral	495	<div><div></div></div> 20.7%
4	Happy	1408	<div><div></div></div> 58.9%
5	Very happy	351	<div><div></div></div> 14.7%
Sysmiss		673	
Warning: these figures indicate the number of cases found in the data file. They cannot be interpreted as summary statistics of the population of interest.			
# mv_think_last_mth: Thinking about the last month, how would you describe your happiness			
Information		[Type= discrete] [Format=numeric] [Range= 1-5] [Missing=*]	
Statistics [NW/ W]		[Valid=2389 /-] [Invalid=675 /-]	
Value	Label	Cases	Percentage
1	Not very happy	29	<div><div></div></div> 1.2%
2	Not happy	140	<div><div></div></div> 5.9%
3	Neutral	491	<div><div></div></div> 20.6%
4	Happy	1383	<div><div></div></div> 57.9%
5	Very happy	346	<div><div></div></div> 14.5%
Sysmiss		675	
Warning: these figures indicate the number of cases found in the data file. They cannot be interpreted as summary statistics of the population of interest.			

# mv_my_life_ideal: In most ways my life is close to my ideal			
Information	[Type= discrete] [Format=numeric] [Range= 1-5] [Missing=*]		
Statistics [NW/ W]	[Valid=2388 /-] [Invalid=676 /-]		
Value	Label	Cases	Percentage
1	Strongly Disagree	27	<div><div></div></div> 1.1%
2	Disagree	234	<div><div></div></div> 9.8%
3	Not sure	279	<div><div></div></div> 11.7%
4	Agree	1589	<div><div></div></div> 66.5%
5	Strongly Agree	259	<div><div></div></div> 10.8%
Sysmiss		676	
Warning: these figures indicate the number of cases found in the data file. They cannot be interpreted as summary statistics of the population of interest.			
# mv_condit_excell: The conditions of my life are excellent			
Information	[Type= discrete] [Format=numeric] [Range= 1-5] [Missing=*]		
Statistics [NW/ W]	[Valid=2390 /-] [Invalid=674 /-]		
Value	Label	Cases	Percentage
1	Strongly Disagree	37	<div><div></div></div> 1.5%
2	Disagree	164	<div><div></div></div> 6.9%
3	Not sure	230	<div><div></div></div> 9.6%
4	Agree	1696	<div><div></div></div> 71.0%
5	Strongly Agree	263	<div><div></div></div> 11.0%
Sysmiss		674	
Warning: these figures indicate the number of cases found in the data file. They cannot be interpreted as summary statistics of the population of interest.			
# mv_satisfied_my_life: I am satisfied with my life			
Information	[Type= discrete] [Format=numeric] [Range= 1-5] [Missing=*]		
Statistics [NW/ W]	[Valid=2390 /-] [Invalid=674 /-]		
Value	Label	Cases	Percentage
1	Strongly Disagree	46	<div><div></div></div> 1.9%
2	Disagree	248	<div><div></div></div> 10.4%
3	Not sure	247	<div><div></div></div> 10.3%
4	Agree	1598	<div><div></div></div> 66.9%
5	Strongly Agree	251	<div><div></div></div> 10.5%
Sysmiss		674	
Warning: these figures indicate the number of cases found in the data file. They cannot be interpreted as summary statistics of the population of interest.			
# mv_gotten_imp_things: (So far I have gotten the important things I want in life			
Information	[Type= discrete] [Format=numeric] [Range= 1-5] [Missing=*]		
Statistics [NW/ W]	[Valid=2391 /-] [Invalid=673 /-]		
Value	Label	Cases	Percentage
1	Strongly Disagree	246	<div><div></div></div> 10.3%
2	Disagree	972	<div><div></div></div> 40.7%
3	Not sure	277	<div><div></div></div> 11.6%
4	Agree	827	<div><div></div></div> 34.6%
5	Strongly Agree	69	<div><div></div></div> 2.9%
Sysmiss		673	
Warning: these figures indicate the number of cases found in the data file. They cannot be interpreted as summary statistics of the population of interest.			

# mv_change_nothing: If I could live my life over, I would change almost nothing			
Information		[Type= discrete] [Format=numeric] [Range= 1-5] [Missing=*]	
Statistics [NW/ W]		[Valid=2391 /-] [Invalid=673 /-]	
Value	Label	Cases	Percentage
1	Strongly Disagree	140	<div><div></div></div> 5.9%
2	Disagree	713	<div><div></div></div> 29.8%
3	Not sure	277	<div><div></div></div> 11.6%
4	Agree	1215	<div><div></div></div> 50.8%
5	Strongly Agree	46	<div><div></div></div> 1.9%
Sysmiss		673	
Warning: these figures indicate the number of cases found in the data file. They cannot be interpreted as summary statistics of the population of interest.			

# File : AHRI.DREAMS.MultiLevel.OtherRiskBehaviour.2019.v1

## # project\_id: REDCap Project Identifier

Information	[Type= discrete] [Format=numeric] [Range= 463-463] [Missing=*]
Statistics [NW/ W]	[Valid=3064 /-] [Invalid=0 /-]

## # event\_id: REDCap Event Identifier

Information	[Type= discrete] [Format=numeric] [Range= 1372-1372] [Missing=*]
Statistics [NW/ W]	[Valid=3064 /-] [Invalid=0 /-]

## # cohort: Cohort Description

Information	[Type= discrete] [Format=character] [Missing=*]
Statistics [NW/ W]	[Valid=3064 /-] [Invalid=0 /-]

## # round: Round Description

Information	[Type= discrete] [Format=character] [Missing=*]
Statistics [NW/ W]	[Valid=3064 /-] [Invalid=0 /-]

## # IIntId: Individual ID

Information	[Type= continuous] [Format=numeric] [Range= 261-220477] [Missing=*]
Statistics [NW/ W]	[Valid=3064 /-] [Invalid=0 /-] [Mean=89193.296 /-] [StdDev=49808.601 /-]

## # or\_trouble\_police: Have you ever been in trouble with the police?

Information	[Type= discrete] [Format=numeric] [Range= 0-98] [Missing=*]
Statistics [NW/ W]	[Valid=2395 /-] [Invalid=669 /-]

Value	Label	Cases	Percentage
0	No, I have never had it	0	
1	Yes	138	5.8%
2	No	2250	93.9%
3	Yes, but not sure about the exact age	0	
90	I am not sure	0	
93	Prefer not to answer	7	0.3%
95	Not had sex with this partner in the last 4 weeks	0	
97	N/A	0	
98	Don't know	0	
Sysmiss		669	

Warning: these figures indicate the number of cases found in the data file. They cannot be interpreted as summary statistics of the population of interest.

## # or\_type\_trouble\_police: If yes, what kind of trouble?

Information	[Type= discrete] [Format=numeric] [Range= 1-96] [Missing=*]
Statistics [NW/ W]	[Valid=138 /-] [Invalid=2926 /-]

Value	Label	Cases	Percentage
1	Imprisoned	88	63.8%
2	Traffic fines	6	4.3%
3	Expired vehicle disc	1	0.7%
4	Driving without a licence	2	1.4%
5	Driving under influence of alcohol	3	2.2%
96	Other, specify	38	27.5%
Sysmiss		2926	

# File : AHRI.DREAMS.MultiLevel.OtherRiskBehaviour.2019.v1

## # or\_type\_trouble\_police: If yes, what kind of trouble?

Warning: these figures indicate the number of cases found in the data file. They cannot be interpreted as summary statistics of the population of interest.

## # or\_type\_trouble\_police\_oth: Please specify what other type of trouble

Information [Type= discrete] [Format=character] [Missing=\*]

Statistics [NW/ W] [Valid=38 /-]

## # or\_part\_of\_gang: Some Other young men belong to gangs for security reasons, for identity reasons

Information [Type= discrete] [Format=numeric] [Range= 0-98] [Missing=\*]

Statistics [NW/ W] [Valid=1946 /-] [Invalid=1118 /-]

Value	Label	Cases	Percentage
0	No, I have never had it	0	
1	Yes	51	2.6%
2	No	1887	97.0%
3	Yes, but not sure about the exact age	0	
90	I am not sure	0	
93	Prefer not to answer	8	0.4%
95	Not had sex with this partner in the last 4 weeks	0	
97	N/A	0	
98	Don't know	0	
Sysmiss		1118	

Warning: these figures indicate the number of cases found in the data file. They cannot be interpreted as summary statistics of the population of interest.

## # or\_assisted\_by: Did the participant respond to the question on the tablet or was the participant

Information [Type= discrete] [Format=numeric] [Range= 1-4] [Missing=\*]

Statistics [NW/ W] [Valid=2392 /-] [Invalid=672 /-]

Value	Label	Cases	Percentage
1	No, Field worker assisted with 1 or 2 pages	101	4.2%
2	Yes, Participant responded by themselves	2240	93.6%
3	No, Field worker assisted with 3 or more pages	17	0.7%
4	No, Field worker assisted with all pages	34	1.4%
Sysmiss		672	

Warning: these figures indicate the number of cases found in the data file. They cannot be interpreted as summary statistics of the population of interest.

# File : AHRI.DREAMS.MultiLevel.ParentGuardianConsent.2019.v1

## # project\_id: REDCap Project Identifier

Information	[Type= discrete] [Format=numeric] [Range= 463-463] [Missing=*]
Statistics [NW/ W]	[Valid=3064 /-] [Invalid=0 /-]

## # event\_id: REDCap Event Identifier

Information	[Type= discrete] [Format=numeric] [Range= 1372-1372] [Missing=*]
Statistics [NW/ W]	[Valid=3064 /-] [Invalid=0 /-]

## # cohort: Cohort Description

Information	[Type= discrete] [Format=character] [Missing=*]
Statistics [NW/ W]	[Valid=3064 /-] [Invalid=0 /-]

## # round: Round Description

Information	[Type= discrete] [Format=character] [Missing=*]
Statistics [NW/ W]	[Valid=3064 /-] [Invalid=0 /-]

## # IIntId: Individual ID

Information	[Type= continuous] [Format=numeric] [Range= 261-220477] [Missing=*]
Statistics [NW/ W]	[Valid=3064 /-] [Invalid=0 /-] [Mean=89193.296 /-] [StdDev=49808.601 /-]

## # ic\_indiv\_age\_verify2: Was the participant's age verified

Information	[Type= discrete] [Format=numeric] [Range= 0-98] [Missing=*]
Statistics [NW/ W]	[Valid=668 /-] [Invalid=2396 /-]

Value	Label	Cases	Percentage
0	No, I have never had it	0	
1	Yes	616	92.2%
2	No	52	7.8%
3	Yes, but not sure about the exact age	0	
90	I am not sure	0	
93	Prefer not to answer	0	
95	Not had sex with this partner in the last 4 weeks	0	
97	N/A	0	
98	Don't know	0	
Sysmiss		2396	

Warning: these figures indicate the number of cases found in the data file. They cannot be interpreted as summary statistics of the population of interest.

## # ic\_indiv\_verified\_how2: By which method was the participant's age verified

Information	[Type= discrete] [Format=numeric] [Range= 1-96] [Missing=*]
Statistics [NW/ W]	[Valid=615 /-] [Invalid=2449 /-]

Value	Label	Cases	Percentage
1	Birth Certificate	605	98.4%
2	ID	5	0.8%
96	Other, specify	5	0.8%
Sysmiss		2449	

Warning: these figures indicate the number of cases found in the data file. They cannot be interpreted as summary statistics of the population of interest.

## # ic\_indiv\_verified\_how\_oth2: By which method was the participant's age verified

Information	[Type= discrete] [Format=character] [Missing=*]
-------------	---

# File : AHRI.DREAMS.MultiLevel.ParentGuardianConsent.2019.v1

## # ic\_indiv\_verified\_how\_oth2: By which method was the participant's age verified

Statistics [NW/ W] [Valid=5 /-] [Invalid=0 /-]

## # ic\_indiv\_who\_consent2: Who has given permission on behalf of the participant to participate in this stu

Information [Type= discrete] [Format=numeric] [Range= 1-96] [Missing=\*]

Statistics [NW/ W] [Valid=616 /-] [Invalid=2448 /-]

Value	Label	Cases	Percentage
1	Parent	432	70.1%
2	Legal Guardian	134	21.8%
3	Care Provided	50	8.1%
96	Other, specify	0	
Sysmiss		2448	

Warning: these figures indicate the number of cases found in the data file. They cannot be interpreted as summary statistics of the population of interest.

## # ic\_indiv\_child\_dob\_full: Please specify the Date of Birth of your child / child you care for

Information [Type= discrete] [Format=character] [Missing=\*]

Statistics [NW/ W] [Valid=668 /-]

## # ic\_indiv\_child\_dob\_part: Please specify the Partial Date of Birth of your child / child you care for

Information [Type= discrete] [Format=character] [Missing=\*]

Statistics [NW/ W] [Valid=56 /-] [Invalid=0 /-]

## # ic\_indiv\_enough\_info2: Did you get enough information about this study?

Information [Type= discrete] [Format=numeric] [Range= 0-98] [Missing=\*]

Statistics [NW/ W] [Valid=674 /-] [Invalid=2390 /-]

Value	Label	Cases	Percentage
0	No, I have never had it	0	
1	Yes	674	100.0%
2	No	0	
3	Yes, but not sure about the exact age	0	
90	I am not sure	0	
93	Prefer not to answer	0	
95	Not had sex with this partner in the last 4 weeks	0	
97	N/A	0	
98	Don't know	0	
Sysmiss		2390	

Warning: these figures indicate the number of cases found in the data file. They cannot be interpreted as summary statistics of the population of interest.

## # ic\_indiv\_ask\_questions2: Have you been given the opportunity to ask questions about research and your que

Information [Type= discrete] [Format=numeric] [Range= 0-98] [Missing=\*]

Statistics [NW/ W] [Valid=673 /-] [Invalid=2391 /-]

Value	Label	Cases	Percentage
0	No, I have never had it	0	
1	Yes	673	100.0%
2	No	0	
3	Yes, but not sure about the exact age	0	
90	I am not sure	0	

# File : AHRI.DREAMS.MultiLevel.ParentGuardianConsent.2019.v1

## # ic\_indiv\_ask\_questions2: Have you been given the opportunity to ask questions about research and your que

Value	Label	Cases	Percentage
93	Prefer not to answer	0	
95	Not had sex with this partner in the last 4 weeks	0	
97	N/A	0	
98	Don't know	0	
Sysmiss		2391	

Warning: these figures indicate the number of cases found in the data file. They cannot be interpreted as summary statistics of the population of interest.

## # ic\_indiv\_consent\_dreams2: Do you agree that your child to participante in this study?

Information	[Type= discrete] [Format=numeric] [Range= 0-98] [Missing=*]
Statistics [NW/ W]	[Valid=674 -] [Invalid=2390 -]

Value	Label	Cases	Percentage
0	No, I have never had it	0	
1	Yes	674	100.0%
2	No	0	
3	Yes, but not sure about the exact age	0	
90	I am not sure	0	
93	Prefer not to answer	0	
95	Not had sex with this partner in the last 4 weeks	0	
97	N/A	0	
98	Don't know	0	
Sysmiss		2390	

Warning: these figures indicate the number of cases found in the data file. They cannot be interpreted as summary statistics of the population of interest.

## # ic\_indiv\_consent\_hsv\_2: Do you agree to have a your DBS used for HSV

Information	[Type= discrete] [Format=numeric] [Range= 0-98] [Missing=*]
Statistics [NW/ W]	[Valid=674 -] [Invalid=2390 -]

Value	Label	Cases	Percentage
0	No, I have never had it	0	
1	Yes	648	96.1%
2	No	26	3.9%
3	Yes, but not sure about the exact age	0	
90	I am not sure	0	
93	Prefer not to answer	0	
95	Not had sex with this partner in the last 4 weeks	0	
97	N/A	0	
98	Don't know	0	
Sysmiss		2390	

Warning: these figures indicate the number of cases found in the data file. They cannot be interpreted as summary statistics of the population of interest.



## # ic\_indiv\_consent\_hivdbs\_2: Do you agree for your child/ward to provide a dry blood spot for anonymous HIV t

Information	[Type= discrete] [Format=numeric] [Range= 0-98] [Missing=*]
Statistics [NW/ W]	[Valid=674 -] [Invalid=2390 -]

Value	Label	Cases	Percentage
0	No, I have never had it	0	

# File : AHRI.DREAMS.MultiLevel.ParentGuardianConsent.2019.v1



## # ic\_indiv\_consent\_hivdbs\_2: Do you agree for your child/ward to provide a dry blood spot for anonymous HIV t

Value	Label	Cases	Percentage
1	Yes	642	 95.3%
2	No	32	 4.7%
3	Yes, but not sure about the exact age	0	
90	I am not sure	0	
93	Prefer not to answer	0	
95	Not had sex with this partner in the last 4 weeks	0	
97	N/A	0	
98	Don't know	0	
Sysmiss		2390	

Warning: these figures indicate the number of cases found in the data file. They cannot be interpreted as summary statistics of the population of interest.

## # ic\_indiv\_consent\_hiv\_2: Do you agree to having a dry blood spot taken for anonymous HIV testing?



Information	[Type= discrete] [Format=numeric] [Range= 0-98] [Missing=*]
Statistics [NW/ W]	[Valid=674 /-] [Invalid=2390 /-]

Value	Label	Cases	Percentage
0	No, I have never had it	0	
1	Yes	486	 72.1%
2	No	188	 27.9%
3	Yes, but not sure about the exact age	0	
90	I am not sure	0	
93	Prefer not to answer	0	
95	Not had sex with this partner in the last 4 weeks	0	
97	N/A	0	
98	Don't know	0	
Sysmiss		2390	

Warning: these figures indicate the number of cases found in the data file. They cannot be interpreted as summary statistics of the population of interest.

## # ic\_indiv\_consent\_prevhiv\_2: Do you agree to an anonymous test for HIV on your child/ward's dried blood spot

Information	[Type= discrete] [Format=numeric] [Range= 0-98] [Missing=*]
Statistics [NW/ W]	[Valid=674 /-] [Invalid=2390 /-]

Value	Label	Cases	Percentage
0	No, I have never had it	0	
1	Yes	666	 98.8%
2	No	8	 1.2%
3	Yes, but not sure about the exact age	0	
90	I am not sure	0	
93	Prefer not to answer	0	
95	Not had sex with this partner in the last 4 weeks	0	
97	N/A	0	
98	Don't know	0	
Sysmiss		2390	

Warning: these figures indicate the number of cases found in the data file. They cannot be interpreted as summary statistics of the population of interest.



## # ic\_indv\_dbs\_for\_pip2: Has your baby ever donated blood on this year for a home

Information	[Type= discrete] [Format=numeric] [Range= 0-98] [Missing=*]
-------------	---

# File : AHRI.DREAMS.MultiLevel.ParentGuardianConsent.2019.v1

## # ic\_indv\_dbs\_for\_pip2: Has your baby ever donated blood on this year for a home

Statistics [NW/ W] [Valid=26 /-] [Invalid=3038 /-]


Value	Label	Cases	Percentage
0	No, I have never had it	0	
1	Yes	18	 69.2%
2	No	8	 30.8%
3	Yes, but not sure about the exact age	0	
90	I am not sure	0	
93	Prefer not to answer	0	
95	Not had sex with this partner in the last 4 weeks	0	
97	N/A	0	
98	Don't know	0	
Sysmiss		3038	

Warning: these figures indicate the number of cases found in the data file. They cannot be interpreted as summary statistics of the population of interest.

## # ic\_indv\_use\_pip\_hsv2\_2: Do you agree to having a dry blood spot taken for anonymous HSV2 testing?

Information [Type= discrete] [Format=numeric] [Range= 0-98] [Missing=\*]

Statistics [NW/ W] [Valid=19 /-] [Invalid=3045 /-]



Value	Label	Cases	Percentage
0	No, I have never had it	0	
1	Yes	19	 100.0%
2	No	0	
3	Yes, but not sure about the exact age	0	
90	I am not sure	0	
93	Prefer not to answer	0	
95	Not had sex with this partner in the last 4 weeks	0	
97	N/A	0	
98	Don't know	0	
Sysmiss		3045	

Warning: these figures indicate the number of cases found in the data file. They cannot be interpreted as summary statistics of the population of interest.

## # ic\_indv\_use\_pip\_hiv\_2: Do you agree to having a dry blood spot taken for anonymous HIV testing?

Information [Type= discrete] [Format=numeric] [Range= 0-98] [Missing=\*]

Statistics [NW/ W] [Valid=19 /-] [Invalid=3045 /-]

Value	Label	Cases	Percentage
0	No, I have never had it	0	
1	Yes	18	 94.7%
2	No	1	 5.3%
3	Yes, but not sure about the exact age	0	
90	I am not sure	0	
93	Prefer not to answer	0	
95	Not had sex with this partner in the last 4 weeks	0	
97	N/A	0	
98	Don't know	0	
Sysmiss		3045	

Warning: these figures indicate the number of cases found in the data file. They cannot be interpreted as summary statistics of the population of interest.

# File : AHRI.DREAMS.MultiLevel.ParentGuardianConsent.2019.v1

## # ic\_indiv\_consent\_specstor2: Do you agree that your child's / child's sampling sample is stored?

**Information** [Type= discrete] [Format=numeric] [Range= 0-98] [Missing=\*]

**Statistics [NW/ W]** [Valid=647 /-] [Invalid=2417 /-]

Value	Label	Cases	Percentage
0	No, I have never had it	0	
1	Yes	647	100.0%
2	No	0	
3	Yes, but not sure about the exact age	0	
90	I am not sure	0	
93	Prefer not to answer	0	
95	Not had sex with this partner in the last 4 weeks	0	
97	N/A	0	
98	Don't know	0	
Sysmiss		2417	

*Warning: these figures indicate the number of cases found in the data file. They cannot be interpreted as summary statistics of the population of interest.*

## # ic\_indiv\_consent\_fut\_test2: Do you agree that the blood samples of your child / baby will be tested in the

**Information** [Type= discrete] [Format=numeric] [Range= 0-98] [Missing=\*]

**Statistics [NW/ W]** [Valid=670 /-] [Invalid=2394 /-]

Value	Label	Cases	Percentage
0	No, I have never had it	0	
1	Yes	666	99.4%
2	No	4	0.6%
3	Yes, but not sure about the exact age	0	
90	I am not sure	0	
93	Prefer not to answer	0	
95	Not had sex with this partner in the last 4 weeks	0	
97	N/A	0	
98	Don't know	0	
Sysmiss		2394	

*Warning: these figures indicate the number of cases found in the data file. They cannot be interpreted as summary statistics of the population of interest.*

## # ic\_indiv\_agree\_contact2: Do you agree that you are willing to be contacted by phone to schedule time for

**Information** [Type= discrete] [Format=numeric] [Range= 0-98] [Missing=\*]

**Statistics [NW/ W]** [Valid=663 /-] [Invalid=2401 /-]

Value	Label	Cases	Percentage
0	No, I have never had it	0	
1	Yes	603	91.0%
2	No	60	9.0%
3	Yes, but not sure about the exact age	0	
90	I am not sure	0	
93	Prefer not to answer	0	
95	Not had sex with this partner in the last 4 weeks	0	
97	N/A	0	
98	Don't know	0	

## File : AHRI.DREAMS.MultiLevel.ParentGuardianConsent.2019.v1

# ic\_indiv\_agree\_contact2: Do you agree that you are willing to be contacted by phone to schedule time for

Value	Label	Cases	Percentage
Sysmiss		2401	

*Warning: these figures indicate the number of cases found in the data file. They cannot be interpreted as summary statistics of the population of interest.*

# ic\_indiv\_ref\_witness2: Mark the box if you are literate and refuse to have a witness

Information	[Type= discrete] [Format=numeric] [Range= 0-98] [Missing=*]
Statistics [NW/ W]	[Valid=11 /-] [Invalid=3053 /-]

Value	Label	Cases	Percentage
0	No, I have never had it	0	
1	Yes	9	81.8%
2	No	2	18.2%
3	Yes, but not sure about the exact age	0	
90	I am not sure	0	
93	Prefer not to answer	0	
95	Not had sex with this partner in the last 4 weeks	0	
97	N/A	0	
98	Don't know	0	
Sysmiss		3053	

*Warning: these figures indicate the number of cases found in the data file. They cannot be interpreted as summary statistics of the population of interest.*

File : AHRI.DREAMS.MultiLevel.PersonalInformation.2019.v1

# project\_id: REDCap Project Identifier

Information	[Type= discrete] [Format=numeric] [Range= 463-463] [Missing=*]		
Statistics [NW/ W]	[Valid=3064 /-] [Invalid=0 /-]		
Value	Label	Cases	Percentage
463		3064	<div></div> 100.0%
Warning: these figures indicate the number of cases found in the data file. They cannot be interpreted as summary statistics of the population of interest.			

# event\_id: REDCap Event Identifier

Information	[Type= discrete] [Format=numeric] [Range= 1372-1372] [Missing=*]		
Statistics [NW/ W]	[Valid=3064 /-] [Invalid=0 /-]		
Value	Label	Cases	Percentage
1372		3064	<div></div> 100.0%
Warning: these figures indicate the number of cases found in the data file. They cannot be interpreted as summary statistics of the population of interest.			

# cohort: Cohort Description

Information	[Type= discrete] [Format=character] [Missing=*]		
Statistics [NW/ W]	[Valid=3064 /-] [Invalid=0 /-]		
Value	Label	Cases	Percentage
MultiLevel		3064	<div></div> 100.0%
Warning: these figures indicate the number of cases found in the data file. They cannot be interpreted as summary statistics of the population of interest.			

# round: Round Description

Information	[Type= discrete] [Format=character] [Missing=*]		
Statistics [NW/ W]	[Valid=3064 /-] [Invalid=0 /-]		
Value	Label	Cases	Percentage
Follow Up 1 - 2019		3064	<div></div> 100.0%
Warning: these figures indicate the number of cases found in the data file. They cannot be interpreted as summary statistics of the population of interest.			

# IIntId: Individual ID

Information	[Type= continuous] [Format=numeric] [Range= 261-220477] [Missing=*]		
Statistics [NW/ W]	[Valid=3064 /-] [Invalid=0 /-] [Mean=89193.296 /-] [StdDev=49808.601 /-]		

# BSIntId: BSID

Information	[Type= continuous] [Format=numeric] [Range= 32-90721] [Missing=*]		
Statistics [NW/ W]	[Valid=3064 /-] [Invalid=0 /-] [Mean=9506.417 /-] [StdDev=10479.997 /-]		

# urban\_or\_rural: Is BSID location categorised as urban or rural?

Information	[Type= discrete] [Format=character] [Missing=*]		
Statistics [NW/ W]	[Valid=3064 /-] [Invalid=0 /-]		

# HHIntId: HHID

Information	[Type= continuous] [Format=numeric] [Range= 49-43674] [Missing=*]		
Statistics [NW/ W]	[Valid=3064 /-] [Invalid=0 /-] [Mean=12571.195 /-] [StdDev=10210.399 /-]		

# isigodi: Isigodi Name

Information	[Type= discrete] [Format=character] [Missing=*]		
Statistics [NW/ W]	[Valid=3064 /-] [Invalid=0 /-]		

# File : AHRI.DREAMS.MultiLevel.PersonalInformation.2019.v1

## # municname: Municipality Name

**Information** [Type= discrete] [Format=character] [Missing=\*]

**Statistics [NW/ W]** [Valid=3057 /-] [Invalid=0 /-]

## # wardno: Ward Number

**Information** [Type= discrete] [Format=numeric] [Range= 1-20] [Missing=\*]

**Statistics [NW/ W]** [Valid=3057 /-] [Invalid=7 /-]

## # pd\_dob: Date Of Birth

**Information** [Type= discrete] [Format=character] [Missing=\*]

**Statistics [NW/ W]** [Valid=3064 /-]

## # pd\_age: Age

**Information** [Type= discrete] [Format=character] [Missing=\*]

**Statistics [NW/ W]** [Valid=2398 /-] [Invalid=0 /-]

## # pd\_sex: Sex

**Information** [Type= discrete] [Format=numeric] [Range= 1-2] [Missing=\*]

**Statistics [NW/ W]** [Valid=3064 /-] [Invalid=0 /-]

Value	Label	Cases	Percentage
1	Male	2487	81.2%
2	Female	577	18.8%

*Warning: these figures indicate the number of cases found in the data file. They cannot be interpreted as summary statistics of the population of interest.*

## # ConsortStatus: Consort Status - participants grouping based on study outcome

**Information** [Type= discrete] [Format=character] [Missing=\*]

**Statistics [NW/ W]** [Valid=3064 /-] [Invalid=0 /-]

# File : AHRI.DREAMS.MultiLevel.SexualRelatInterviewer.2019.v1

## # project\_id: REDCap Project Identifier

Information	[Type= discrete] [Format=numeric] [Range= 463-463] [Missing=*]
Statistics [NW/ W]	[Valid=3064 /-] [Invalid=0 /-]

## # event\_id: REDCap Event Identifier

Information	[Type= discrete] [Format=numeric] [Range= 1372-1372] [Missing=*]
Statistics [NW/ W]	[Valid=3064 /-] [Invalid=0 /-]

## # cohort: Cohort Description

Information	[Type= discrete] [Format=character] [Missing=*]
Statistics [NW/ W]	[Valid=3064 /-] [Invalid=0 /-]

## # round: Round Description

Information	[Type= discrete] [Format=character] [Missing=*]
Statistics [NW/ W]	[Valid=3064 /-] [Invalid=0 /-]

## # IIntId: Individual ID

Information	[Type= continuous] [Format=numeric] [Range= 261-220477] [Missing=*]
Statistics [NW/ W]	[Valid=3064 /-] [Invalid=0 /-] [Mean=89193.296 /-] [StdDev=49808.601 /-]

## # sr\_currently\_married: Are you married?

Information	[Type= discrete] [Format=numeric] [Range= 0-98] [Missing=*]
Statistics [NW/ W]	[Valid=2395 /-] [Invalid=669 /-]

Value	Label	Cases	Percentage
0	No, I have never had it	0	
1	Yes	23	1.0%
2	No	2366	98.8%
3	Yes, but not sure about the exact age	0	
90	I am not sure	0	
93	Prefer not to answer	6	0.3%
95	Not had sex with this partner in the last 4 weeks	0	
97	N/A	0	
98	Don't know	0	
Sysmiss		669	

Warning: these figures indicate the number of cases found in the data file. They cannot be interpreted as summary statistics of the population of interest.

## # sr\_prev\_currently\_married: Are you married? - from Baseline

Information	[Type= discrete] [Format=numeric] [Range= 0-98] [Missing=*]
Statistics [NW/ W]	[Valid=0 /-] [Invalid=3064 /-]

Value	Label	Cases	Percentage
0	No, I have never had it	0	
1	Yes	0	
2	No	0	
3	Yes, but not sure about the exact age	0	
90	I am not sure	0	
93	Prefer not to answer	0	
95	Not had sex with this partner in the last 4 weeks	0	

## File : AHRI.DREAMS.MultiLevel.SexualRelatInterviewer.2019.v1

### # sr\_prev\_currently\_married: Are you married? - from Baseline

Value	Label	Cases	Percentage
97	N/A	0	
98	Don't know	0	
Sysmiss		3064	

Warning: these figures indicate the number of cases found in the data file. They cannot be interpreted as summary statistics of the population of interest.

### # sr\_currently\_cohabiting: Are you living with your partner as if you are married (Cohabiting)?

Information	[Type= discrete] [Format=numeric] [Range= 0-98] [Missing=*]
Statistics [NW/ W]	[Valid=2372 /-] [Invalid=692 /-]

Value	Label	Cases	Percentage
0	No, I have never had it	0	
1	Yes	76	3.2%
2	No	2294	96.7%
3	Yes, but not sure about the exact age	0	
90	I am not sure	0	
93	Prefer not to answer	2	0.1%
95	Not had sex with this partner in the last 4 weeks	0	
97	N/A	0	
98	Don't know	0	
Sysmiss		692	

Warning: these figures indicate the number of cases found in the data file. They cannot be interpreted as summary statistics of the population of interest.

### # sr\_evermarried: Have you ever been married?

Information	[Type= discrete] [Format=numeric] [Range= 1-93] [Missing=*]
Statistics [NW/ W]	[Valid=2365 /-] [Invalid=699 /-]

Value	Label	Cases	Percentage
1	Yes, divorced / separated	0	
2	No	2365	100.0%
3	Yes, widowed	0	
93	Prefer not to answer	0	
Sysmiss		699	

Warning: these figures indicate the number of cases found in the data file. They cannot be interpreted as summary statistics of the population of interest.

### # sr\_marriage\_type: Please specify what type of marriage it is/was?

Information	[Type= discrete] [Format=numeric] [Range= 1-96] [Missing=*]
Statistics [NW/ W]	[Valid=23 /-] [Invalid=3041 /-]

Value	Label	Cases	Percentage
1	Civil	8	34.8%
2	Traditional/customary	6	26.1%
3	Religious (e.g., Church, mosque)	9	39.1%
4	Co	0	
96	Other, specify	0	
Sysmiss		3041	

Warning: these figures indicate the number of cases found in the data file. They cannot be interpreted as summary statistics of the population of interest.

# File : AHRI.DREAMS.MultiLevel.SexualRelatInterviewer.2019.v1

## # sr\_marriage\_typoth: Please specify details on the other type of marriage

<b>Information</b>	[Type= discrete] [Format=character] [Missing=*]
<b>Statistics [NW/ W]</b>	[Valid=0 /-] [Invalid=0 /-]

## # sr\_new\_married\_moved: When you got married, did you move home

<b>Information</b>	[Type= discrete] [Format=numeric] [Range= 1-3] [Missing=*]
<b>Statistics [NW/ W]</b>	[Valid=23 /-] [Invalid=3041 /-]

Value	Label	Cases	Percentage
1	Yes: to my in-laws	10	43.5%
2	No	6	26.1%
3	Yes: to our own home	7	30.4%
Sysmiss		3041	

Warning: these figures indicate the number of cases found in the data file. They cannot be interpreted as summary statistics of the population of interest.

## # sr\_live\_husband: Are you living with your husband?

<b>Information</b>	[Type= discrete] [Format=numeric] [Range= 0-98] [Missing=*]
<b>Statistics [NW/ W]</b>	[Valid=23 /-] [Invalid=3041 /-]

Value	Label	Cases	Percentage
0	No, I have never had it	0	
1	Yes	20	87.0%
2	No	3	13.0%
3	Yes, but not sure about the exact age	0	
90	I am not sure	0	
93	Prefer not to answer	0	
95	Not had sex with this partner in the last 4 weeks	0	
97	N/A	0	
98	Don't know	0	
Sysmiss		3041	

Warning: these figures indicate the number of cases found in the data file. They cannot be interpreted as summary statistics of the population of interest.

## # sr\_age\_firstmarr: How old were you when you first got married (if you do not know, please make you

<b>Information</b>	[Type= discrete] [Format=numeric] [Range= 18-34] [Missing=*]
<b>Statistics [NW/ W]</b>	[Valid=23 /-] [Invalid=3041 /-]

## # sr\_share\_agefirstmarr: Are you willing to share how old were you when you first got married (if you do

<b>Information</b>	[Type= discrete] [Format=numeric] [Range= 0-98] [Missing=*]
<b>Statistics [NW/ W]</b>	[Valid=0 /-] [Invalid=3064 /-]

Value	Label	Cases	Percentage
0	No, I have never had it	0	
1	Yes	0	
2	No	0	
3	Yes, but not sure about the exact age	0	
90	I am not sure	0	
93	Prefer not to answer	0	
95	Not had sex with this partner in the last 4 weeks	0	
97	N/A	0	

# File : AHRI.DREAMS.MultiLevel.SexualRelatInterviewer.2019.v1

# sr\_share\_agefirstmarr: Are you willing to share how old were you when you first got married (if you do

Value	Label	Cases	Percentage
98	Don't know	0	
Sysmiss		3064	

Warning: these figures indicate the number of cases found in the data file. They cannot be interpreted as summary statistics of the population of interest.

# sr\_age\_partner: How old is your husband/wife (if you do not know, please make your best guess)?

Information	[Type= continuous] [Format=numeric] [Range= 21-54] [Missing=*]
Statistics [NW/ W]	[Valid=23 /-] [Invalid=3041 /-] [Mean=32.957 /-] [StdDev=8.099 /-]

# sr\_share\_agehusband: Are you willing to share how old your husband is (if you do not know, please mak

Information	[Type= discrete] [Format=numeric] [Range= 0-98] [Missing=*]
Statistics [NW/ W]	[Valid=0 /-] [Invalid=3064 /-]

Value	Label	Cases	Percentage
0	No, I have never had it	0	
1	Yes	0	
2	No	0	
3	Yes, but not sure about the exact age	0	
90	I am not sure	0	
93	Prefer not to answer	0	
95	Not had sex with this partner in the last 4 weeks	0	
97	N/A	0	
98	Don't know	0	
Sysmiss		3064	

Warning: these figures indicate the number of cases found in the data file. They cannot be interpreted as summary statistics of the population of interest.

# sr\_fatherclindren: Have you ever fathered any children?

Information	[Type= discrete] [Format=numeric] [Range= 0-98] [Missing=*]
Statistics [NW/ W]	[Valid=1947 /-] [Invalid=1117 /-]

Value	Label	Cases	Percentage
0	No, I have never had it	0	
1	Yes	472	24.2%
2	No	1467	75.3%
3	Yes, but not sure about the exact age	0	
90	I am not sure	0	
93	Prefer not to answer	8	0.4%
95	Not had sex with this partner in the last 4 weeks	0	
97	N/A	0	
98	Don't know	0	
Sysmiss		1117	

Warning: these figures indicate the number of cases found in the data file. They cannot be interpreted as summary statistics of the population of interest.

# sr\_numchildfath: How many children have you fathered (please include those who have died)?

Information	[Type= discrete] [Format=numeric] [Range= 0-19] [Missing=*]
Statistics [NW/ W]	[Valid=472 /-] [Invalid=2592 /-]

# sr\_share\_numchildfath: Are you willing to share the number of children you have you fathered?

Information	[Type= discrete] [Format=numeric] [Range= 0-98] [Missing=*]
-------------	---

# File : AHRI.DREAMS.MultiLevel.SexualRelatInterviewer.2019.v1

## # sr\_share\_numchildfath: Are you willing to share the number of children you have you fathered?

Statistics [NW/ W] [Valid=0 /-] [Invalid=3064 /-]

Value	Label	Cases	Percentage
0	No, I have never had it	0	
1	Yes	0	
2	No	0	
3	Yes, but not sure about the exact age	0	
90	I am not sure	0	
93	Prefer not to answer	0	
95	Not had sex with this partner in the last 4 weeks	0	
97	N/A	0	
98	Don't know	0	
Sysmiss		3064	

Warning: these figures indicate the number of cases found in the data file. They cannot be interpreted as summary statistics of the population of interest.

## # sr\_agefather: How old were you when you first made someone pregnant?

Information [Type= continuous] [Format=numeric] [Range= 1-35] [Missing=\*]

Statistics [NW/ W] [Valid=464 /-] [Invalid=2600 /-] [Mean=22.515 /-] [StdDev=4.002 /-]

## # sr\_share\_agefather: Are you willing to share how old were you the first time you made someone pregna

Information [Type= discrete] [Format=numeric] [Range= 0-98] [Missing=\*]

Statistics [NW/ W] [Valid=8 /-] [Invalid=3056 /-]

Value	Label	Cases	Percentage
0	No, I have never had it	0	
1	Yes	0	
2	No	0	
3	Yes, but not sure about the exact age	0	
90	I am not sure	0	
93	Prefer not to answer	8	100.0%
95	Not had sex with this partner in the last 4 weeks	0	
97	N/A	0	
98	Don't know	0	
Sysmiss		3056	

Warning: these figures indicate the number of cases found in the data file. They cannot be interpreted as summary statistics of the population of interest.

## # sr\_children\_alive\_mal: How many of these children are still alive?

Information [Type= discrete] [Format=numeric] [Range= 0-13] [Missing=\*]

Statistics [NW/ W] [Valid=472 /-] [Invalid=2592 /-]

## # sr\_curcum\_frenu: Have you ever been circumcised where your frenulum was cut?

Information [Type= discrete] [Format=numeric] [Range= 0-98] [Missing=\*]

Statistics [NW/ W] [Valid=1947 /-] [Invalid=1117 /-]

Value	Label	Cases	Percentage
0	No, I have never had it	0	
1	Yes	347	17.8%
2	No	1592	81.8%

# File : AHRI.DREAMS.MultiLevel.SexualRelatInterviewer.2019.v1

## # sr\_curcum\_frenu: Have you ever been circumcised where your frenulum was cut?

Value	Label	Cases	Percentage
3	Yes, but not sure about the exact age	0	
90	I am not sure	0	
93	Prefer not to answer	8	0.4%
95	Not had sex with this partner in the last 4 weeks	0	
97	N/A	0	
98	Don't know	0	
Sysmiss		1117	

Warning: these figures indicate the number of cases found in the data file. They cannot be interpreted as summary statistics of the population of interest.

## # sr\_circum\_forensk: Have you ever been circumcised where your whole foreskin was removed?

Information	[Type= discrete] [Format=numeric] [Range= 0-98] [Missing=*]
Statistics [NW/ W]	[Valid=1947 /-] [Invalid=1117 /-]

Value	Label	Cases	Percentage
0	No, I have never had it	0	
1	Yes	1211	62.2%
2	No	733	37.6%
3	Yes, but not sure about the exact age	0	
90	I am not sure	0	
93	Prefer not to answer	3	0.2%
95	Not had sex with this partner in the last 4 weeks	0	
97	N/A	0	
98	Don't know	0	
Sysmiss		1117	

Warning: these figures indicate the number of cases found in the data file. They cannot be interpreted as summary statistics of the population of interest.

## # sr\_circum\_when: When were you circumcised (if you do not know, please make your best guess)?

Information	[Type= discrete] [Format=numeric] [Range= 1-98] [Missing=*]
Statistics [NW/ W]	[Valid=1230 /-] [Invalid=1834 /-]

Value	Label	Cases	Percentage
1	As a child (under one year)	15	1.2%
2	As a child or adolescent	899	73.1%
3	As an adult (over 18 years)	277	22.5%
93	Prefer not to answer	1	0.1%
98	Don't know	38	3.1%
Sysmiss		1834	

Warning: these figures indicate the number of cases found in the data file. They cannot be interpreted as summary statistics of the population of interest.

## # sr\_circum\_where: Where were you circumcised?

Information	[Type= discrete] [Format=numeric] [Range= 1-96] [Missing=*]
Statistics [NW/ W]	[Valid=1231 /-] [Invalid=1833 /-]

Value	Label	Cases	Percentage
1	Clinic	1117	90.7%
2	Mountain	27	2.2%
3	Church	7	0.6%

# File : AHRI.DREAMS.MultiLevel.SexualRelatInterviewer.2019.v1

## # sr\_circum\_where: Where were you circumcised?

Value	Label	Cases	Percentage
96	Other, specify	80	6.5%
Sysmiss		1833	

Warning: these figures indicate the number of cases found in the data file. They cannot be interpreted as summary statistics of the population of interest.

## # sr\_circum\_whereoth: Please specify more details on where you were circumcised:

Information	[Type= discrete] [Format=character] [Missing=*]
Statistics [NW/ W]	[Valid=80 /-] [Invalid=0 /-]

## # sr\_currpregnant: Are you currently pregnant?

Information	[Type= discrete] [Format=numeric] [Range= 0-98] [Missing=*]
Statistics [NW/ W]	[Valid=448 /-] [Invalid=2616 /-]

Value	Label	Cases	Percentage
0	No, I have never had it	0	
1	Yes	25	5.6%
2	No	417	93.1%
3	Yes, but not sure about the exact age	0	
90	I am not sure	0	
93	Prefer not to answer	2	0.4%
95	Not had sex with this partner in the last 4 weeks	0	
97	N/A	0	
98	Don't know	4	0.9%
Sysmiss		2616	

Warning: these figures indicate the number of cases found in the data file. They cannot be interpreted as summary statistics of the population of interest.

## # sr\_everpregnant: Have you ever been pregnant?

Information	[Type= discrete] [Format=numeric] [Range= 0-98] [Missing=*]
Statistics [NW/ W]	[Valid=448 /-] [Invalid=2616 /-]

Value	Label	Cases	Percentage
0	No, I have never had it	0	
1	Yes	401	89.5%
2	No	47	10.5%
3	Yes, but not sure about the exact age	0	
90	I am not sure	0	
93	Prefer not to answer	0	
95	Not had sex with this partner in the last 4 weeks	0	
97	N/A	0	
98	Don't know	0	
Sysmiss		2616	

Warning: these figures indicate the number of cases found in the data file. They cannot be interpreted as summary statistics of the population of interest.

## # sr\_pregnant\_last\_12mths: Have you been pregnant in the last 12 months?

Information	[Type= discrete] [Format=numeric] [Range= 0-98] [Missing=*]
Statistics [NW/ W]	[Valid=403 /-] [Invalid=2661 /-]

Value	Label	Cases	Percentage
0	No, I have never had it	0	

# File : AHRI.DREAMS.MultiLevel.SexualRelatInterviewer.2019.v1

## # sr\_pregnant\_last\_12mths: Have you been pregnant in the last 12 months?

Value	Label	Cases	Percentage
1	Yes	116	28.8%
2	No	284	70.5%
3	Yes, but not sure about the exact age	0	
90	I am not sure	0	
93	Prefer not to answer	3	0.7%
95	Not had sex with this partner in the last 4 weeks	0	
97	N/A	0	
98	Don't know	0	
Sysmiss		2661	

Warning: these figures indicate the number of cases found in the data file. They cannot be interpreted as summary statistics of the population of interest.

## # sr\_agepregnant: How old were you the first time you got pregnant? [age in years]

Information	[Type= discrete] [Format=numeric] [Range= 12-28] [Missing=*]
Statistics [NW/ W]	[Valid=404 /-] [Invalid=2660 /-]

## # sr\_share\_agepregnant: Are you willing to share how old were you the first time you got pregnant?

Information	[Type= discrete] [Format=numeric] [Range= 0-98] [Missing=*]
Statistics [NW/ W]	[Valid=1 /-] [Invalid=3063 /-]

Value	Label	Cases	Percentage
0	No, I have never had it	0	
1	Yes	0	
2	No	0	
3	Yes, but not sure about the exact age	0	
90	I am not sure	0	
93	Prefer not to answer	0	
95	Not had sex with this partner in the last 4 weeks	0	
97	N/A	0	
98	Don't know	1	100.0%
Sysmiss		3063	

Warning: these figures indicate the number of cases found in the data file. They cannot be interpreted as summary statistics of the population of interest.

## # sr\_times\_pregnant: How many times have you been pregnant? (including pregnancies that did not go to

Information	[Type= continuous] [Format=numeric] [Range= 1-25] [Missing=*]
Statistics [NW/ W]	[Valid=401 /-] [Invalid=2663 /-] [Mean=2.11 /-] [StdDev=1.565 /-]

## # sr\_times\_birth: How many times have you given birth? (include both live births and stillbirths.

Information	[Type= discrete] [Format=numeric] [Range= 0-6] [Missing=*]
Statistics [NW/ W]	[Valid=401 /-] [Invalid=2663 /-]

## # sr\_children\_alive\_fem: How many of these children are still alive?

Information	[Type= discrete] [Format=numeric] [Range= 0-11] [Missing=*]
Statistics [NW/ W]	[Valid=401 /-] [Invalid=2663 /-]







## # sr\_another\_child: FOR NON PREGNANT / UNSURE / NEVER PREGNANT BEFORE, ASK Would you like to have (a

Information	[Type= discrete] [Format=numeric] [Range= 1-98] [Missing=*]
-------------	---

## File : AHRI.DREAMS.MultiLevel.SexualRelatInterviewer.2019.v1

# sr\_another\_child: FOR NON PREGNANT / UNSURE / NEVER PREGNANT BEFORE, ASK Would you like to have (a

Statistics [NW/ W] [Valid=2370 /-] [Invalid=694 /-]






Value	Label	Cases	Percentage
1	Yes	1519	 64.1%
2	No	808	 34.1%
3	No More	32	 1.4%
4	Cannot get pregnant (infertile or sterilized)	2	 0.1%
5	Undecided	7	 0.3%
93	Prefer not to answer	0	
98	Don't know	2	 0.1%
Sysmiss		694	

Warning: these figures indicate the number of cases found in the data file. They cannot be interpreted as summary statistics of the population of interest.

# sr\_waitbrf\_another: If Yes, How long would you like to wait from now before the birth of (a/another)

Information [Type= discrete] [Format=numeric] [Range= 1-98] [Missing=\*]

Statistics [NW/ W] [Valid=1519 /-] [Invalid=1545 /-]





Value	Label	Cases	Percentage
1	Less than 1 year	168	 11.1%
2	1 to 2 years	60	 3.9%
3	Greater than 2 years	405	 26.7%
4	Undecided	746	 49.1%
98	Don't know	140	 9.2%
Sysmiss		1545	

Warning: these figures indicate the number of cases found in the data file. They cannot be interpreted as summary statistics of the population of interest.

# sr\_aftbrth\_more: FOR CURRENTLY PREGNANT ASK After the birth of this child you are expecting would

Information [Type= discrete] [Format=numeric] [Range= 1-98] [Missing=\*]

Statistics [NW/ W] [Valid=25 /-] [Invalid=3039 /-]

Value	Label	Cases	Percentage
1	Yes	7	 28.0%
2	No	16	 64.0%
3	No More	0	
4	Cannot get pregnant (infertile or sterilized)	0	
5	Undecided	0	
93	Prefer not to answer	1	 4.0%
98	Don't know	1	 4.0%
Sysmiss		3039	

Warning: these figures indicate the number of cases found in the data file. They cannot be interpreted as summary statistics of the population of interest.

# sr\_waitbrf\_birth: If yes, After the birth of the child you are expecting now, how long would you l

Information [Type= discrete] [Format=numeric] [Range= 1-98] [Missing=\*]

Statistics [NW/ W] [Valid=7 /-] [Invalid=3057 /-]

Value	Label	Cases	Percentage
1	Less than 1 year	0	
2	1 to 2 years	2	 28.6%

# File : AHRI.DREAMS.MultiLevel.SexualRelatInterviewer.2019.v1

# sr\_waitbrf\_birth: If yes, After the birth of the child you are expecting now, how long would you l

Value	Label	Cases	Percentage
3	Greater than 2 years	3	42.9%
4	Undecided	0	
98	Don't know	2	28.6%
Sysmiss		3057	

Warning: these figures indicate the number of cases found in the data file. They cannot be interpreted as summary statistics of the population of interest.

# sr\_nomore\_children\_1: What are the reasons why you would not like to have (a/another) child?

Information	[Type= discrete] [Format=numeric] [Range= 1-98] [Missing=*]
Statistics [NW/ W]	[Valid=194 /-] [Invalid=2870 /-]

Value	Label	Cases	Percentage
1	Economic reasons	194	100.0%
2	Self: reached desired family size	0	
3	Partner reached desired family size	0	
4	Health concerns	0	
5	Not yet ready for a child	0	
93	Don?t want to answer	0	
96	Other, specify	0	
98	Don?t know	0	
Sysmiss		2870	

Warning: these figures indicate the number of cases found in the data file. They cannot be interpreted as summary statistics of the population of interest.

# sr\_nomore\_children\_2: What are the reasons why you would not like to have (a/another) child?

Information	[Type= discrete] [Format=numeric] [Range= 1-98] [Missing=*]
Statistics [NW/ W]	[Valid=112 /-] [Invalid=2952 /-]

Value	Label	Cases	Percentage
1	Economic reasons	0	
2	Self: reached desired family size	112	100.0%
3	Partner reached desired family size	0	
4	Health concerns	0	
5	Not yet ready for a child	0	
93	Don?t want to answer	0	
96	Other, specify	0	
98	Don?t know	0	
Sysmiss		2952	

Warning: these figures indicate the number of cases found in the data file. They cannot be interpreted as summary statistics of the population of interest.

# sr\_nomore\_children\_3: What are the reasons why you would not like to have (a/another) child?

Information	[Type= discrete] [Format=numeric] [Range= 1-98] [Missing=*]
Statistics [NW/ W]	[Valid=8 /-] [Invalid=3056 /-]

Value	Label	Cases	Percentage
1	Economic reasons	0	
2	Self: reached desired family size	0	
3	Partner reached desired family size	8	100.0%
4	Health concerns	0	

## File : AHRI.DREAMS.MultiLevel.SexualRelatInterviewer.2019.v1

### # sr\_nomore\_children\_3: What are the reasons why you would not like to have (a/another) child?

Value	Label	Cases	Percentage
5	Not yet ready for a child	0	
93	Don?t want to answer	0	
96	Other, specify	0	
98	Don?t know	0	
Sysmiss		3056	

Warning: these figures indicate the number of cases found in the data file. They cannot be interpreted as summary statistics of the population of interest.

### # sr\_nomore\_children\_4: What are the reasons why you would not like to have (a/another) child?

Information	[Type= discrete] [Format=numeric] [Range= 1-98] [Missing=*]
Statistics [NW/ W]	[Valid=53 /-] [Invalid=3011 /-]

Value	Label	Cases	Percentage
1	Economic reasons	0	
2	Self: reached desired family size	0	
3	Partner reached desired family size	0	
4	Health concerns	53	100.0%
5	Not yet ready for a child	0	
93	Don?t want to answer	0	
96	Other, specify	0	
98	Don?t know	0	
Sysmiss		3011	

Warning: these figures indicate the number of cases found in the data file. They cannot be interpreted as summary statistics of the population of interest.

### # sr\_nomore\_children\_5: What are the reasons why you would not like to have (a/another) child?

Information	[Type= discrete] [Format=numeric] [Range= 1-98] [Missing=*]
Statistics [NW/ W]	[Valid=476 /-] [Invalid=2588 /-]

Value	Label	Cases	Percentage
1	Economic reasons	0	
2	Self: reached desired family size	0	
3	Partner reached desired family size	0	
4	Health concerns	0	
5	Not yet ready for a child	476	100.0%
93	Don?t want to answer	0	
96	Other, specify	0	
98	Don?t know	0	
Sysmiss		2588	

Warning: these figures indicate the number of cases found in the data file. They cannot be interpreted as summary statistics of the population of interest.

### # sr\_nomore\_children\_93: What are the reasons why you would not like to have (a/another) child?

Information	[Type= discrete] [Format=numeric] [Range= 1-98] [Missing=*]
Statistics [NW/ W]	[Valid=9 /-] [Invalid=3055 /-]

Value	Label	Cases	Percentage
1	Economic reasons	0	
2	Self: reached desired family size	0	
3	Partner reached desired family size	0	

# File : AHRI.DREAMS.MultiLevel.SexualRelatInterviewer.2019.v1

## # sr\_nomore\_children\_93: What are the reasons why you would not like to have (a/another) child?

Value	Label	Cases	Percentage
4	Health concerns	0	
5	Not yet ready for a child	0	
93	Don?t want to answer	9	100.0%
96	Other, specify	0	
98	Don?t know	0	
Sysmiss		3055	

Warning: these figures indicate the number of cases found in the data file. They cannot be interpreted as summary statistics of the population of interest.

## # sr\_nomore\_children\_96: What are the reasons why you would not like to have (a/another) child?

Information	[Type= discrete] [Format=numeric] [Range= 1-98] [Missing=*]		
Statistics [NW/ W]	[Valid=24 /-] [Invalid=3040 /-]		
Value	Label	Cases	Percentage
1	Economic reasons	0	
2	Self: reached desired family size	0	
3	Partner reached desired family size	0	
4	Health concerns	0	
5	Not yet ready for a child	0	
93	Don?t want to answer	0	
96	Other, specify	24	100.0%
98	Don?t know	0	
Sysmiss		3040	

Warning: these figures indicate the number of cases found in the data file. They cannot be interpreted as summary statistics of the population of interest.

## # sr\_nomore\_children\_98: What are the reasons why you would not like to have (a/another) child?

Information	[Type= discrete] [Format=numeric] [Range= 1-98] [Missing=*]		
Statistics [NW/ W]	[Valid=31 /-] [Invalid=3033 /-]		
Value	Label	Cases	Percentage
1	Economic reasons	0	
2	Self: reached desired family size	0	
3	Partner reached desired family size	0	
4	Health concerns	0	
5	Not yet ready for a child	0	
93	Don?t want to answer	0	
96	Other, specify	0	
98	Don?t know	31	100.0%
Sysmiss		3033	

Warning: these figures indicate the number of cases found in the data file. They cannot be interpreted as summary statistics of the population of interest.

## # sr\_nomore\_child\_oth: Please specify other reasons why you would not like to have (a/another) child?

Information	[Type= discrete] [Format=character] [Missing=*]		
Statistics [NW/ W]	[Valid=30 /-] [Invalid=0 /-]		

## # sr\_partner\_more\_child: Does your partner want to have a/another child with you?

Information	[Type= discrete] [Format=numeric] [Range= 1-98] [Missing=*]		
Statistics [NW/ W]	[Valid=827 /-] [Invalid=2237 /-]		

# File : AHRI.DREAMS.MultiLevel.SexualRelatInterviewer.2019.v1

# sr\_partner\_more\_child: Does your partner want to have a/another child with you?

Value	Label	Cases	Percentage
1	Yes	65	<div><div></div></div> 7.9%
2	No	381	<div><div></div></div> 46.1%
3	No I don't have a partner	234	<div><div></div></div> 28.3%
93	Prefer not to answer	2	<div><div></div></div> 0.2%
98	Don't know	145	<div><div></div></div> 17.5%
Sysmiss		2237	

*Warning: these figures indicate the number of cases found in the data file. They cannot be interpreted as summary statistics of the population of interest.*

# sr_partner_num_child: Does your (husband/partner) want the same number of children that you want, or d			
Information	[Type= discrete] [Format=numeric] [Range= 1-98] [Missing=*]		
Statistics [NW/ W]	[Valid=64 /-] [Invalid=3000 /-]		
Value	Label	Cases	Percentage
1	Same number	10	<div><div></div></div> 15.6%
2	More children	28	<div><div></div></div> 43.8%
3	Fewer children	6	<div><div></div></div> 9.4%
93	Prefer not to answer	1	<div><div></div></div> 1.6%
98	Don't know	19	<div><div></div></div> 29.7%
Sysmiss		3000	
Warning: these figures indicate the number of cases found in the data file. They cannot be interpreted as summary statistics of the population of interest.			
# sr_areusemeth_avoidpreg: Are you currently using any contraceptive methods to prevent pregnancy?			
Information	[Type= discrete] [Format=numeric] [Range= 0-98] [Missing=*]		
Statistics [NW/ W]	[Valid=421 /-] [Invalid=2643 /-]		
Value	Label	Cases	Percentage
0	No, I have never had it	0	
1	Yes	304	<div><div></div></div> 72.2%
2	No	117	<div><div></div></div> 27.8%
3	Yes, but not sure about the exact age	0	
90	I am not sure	0	
93	Prefer not to answer	0	
95	Not had sex with this partner in the last 4 weeks	0	
97	N/A	0	
98	Don't know	0	
Sysmiss		2643	
Warning: these figures indicate the number of cases found in the data file. They cannot be interpreted as summary statistics of the population of interest.			
# sr_notusemeth_avoidpreg: If no, What is the main reason why you are not using a method of contraception			
Information	[Type= discrete] [Format=numeric] [Range= 1-98] [Missing=*]		
Statistics [NW/ W]	[Valid=117 /-] [Invalid=2947 /-]		
Value	Label	Cases	Percentage
1	Not married	2	<div><div></div></div> 1.7%
2	Intend to marry	5	<div><div></div></div> 4.3%
3	Not intend to marry	0	
4	Fertility related reasons	0	
5	Not having sex	23	<div><div></div></div> 19.7%
6	Infrequent sex	32	<div><div></div></div> 27.4%
7	Menopausal/hysterectomy	4	<div><div></div></div> 3.4%
8	Subfecund/infecund	11	<div><div></div></div> 9.4%
9	Postpartum/breastfeeding	8	<div><div></div></div> 6.8%
10	Wants (more) children	0	
11	Pregnancy	0	
12	Opposition to use	0	
13	Respondent opposed	1	<div><div></div></div> 0.9%
14	Husband opposed	0	
15	Others opposed	1	<div><div></div></div> 0.9%

# sr_notusemeth_avoidpreg: If no, What is the main reason why you are not using a method of contraception			
Value	Label	Cases	Percentage
16	Religious prohibition	0	
17	Lack of knowledge	0	
18	Knows no method	0	
19	Knows no source	0	
20	Method related reasons	2	<div></div> 1.7%
21	Health concerns	0	
22	Fear of side effects	4	<div></div> 3.4%
23	Lack of access/too far	1	<div></div> 0.9%
24	Cost too much	0	
25	Inconvenient to use	2	<div></div> 1.7%
26	Interferes with body?s normal processes	2	<div></div> 1.7%
27	Method failure	1	<div></div> 0.9%
96	Other, specify	5	<div></div> 4.3%
98	Don't know	13	<div></div> 11.1%
Sysmiss		2947	
Warning: these figures indicate the number of cases found in the data file. They cannot be interpreted as summary statistics of the population of interest.			
# sr_notusemeth_otherspec: Other reason not using any method of contraception, please specify:			
Information	[Type= discrete] [Format=character] [Missing=*]		
Statistics [NW/ W]	[Valid=5 /-] [Invalid=0 /-]		
# sr_currmeth_avoidpreg_1: Which methods are you currently using?			
Information	[Type= discrete] [Format=numeric] [Range= 0-96] [Missing=*]		
Statistics [NW/ W]	[Valid=87 /-] [Invalid=2977 /-]		
Value	Label	Cases	Percentage
0	None	0	
1	Male condom	87	<div></div> 100.0%
2	Female condom	0	
3	Female sterilization (?tubal ligation?)	0	
4	Male sterilization (?vasectomy?)	0	
5	IUD/loop	0	
6	Injectable contraceptives	0	
7	Implants	0	
8	Oral contraceptive pills	0	
9	Douching after sex	0	
10	Traditional methods	0	
93	Prefer not to answer	0	
96	Other, specify	0	
Sysmiss		2977	
Warning: these figures indicate the number of cases found in the data file. They cannot be interpreted as summary statistics of the population of interest.			
# sr_currmeth_avoidpreg_2: Which methods are you currently using?			
Information	[Type= discrete] [Format=numeric] [Range= 0-96] [Missing=*]		
Statistics [NW/ W]	[Valid=3 /-] [Invalid=3061 /-]		
Value	Label	Cases	Percentage
0	None	0	

# sr_currmeth_avoidpreg_2: Which methods are you currently using?			
Value	Label	Cases	Percentage
1	Male condom	0	
2	Female condom	3	<div></div> 100.0%
3	Female sterilization (?tubal ligation?)	0	
4	Male sterilization (?vasectomy?)	0	
5	IUD/loop	0	
6	Injectable contraceptives	0	
7	Implants	0	
8	Oral contraceptive pills	0	
9	Douching after sex	0	
10	Traditional methods	0	
93	Prefer not to answer	0	
96	Other, specify	0	
Sysmiss		3061	
Warning: these figures indicate the number of cases found in the data file. They cannot be interpreted as summary statistics of the population of interest.			
# sr_currmeth_avoidpreg_3: Which methods are you currently using?			
Information	[Type= discrete] [Format=numeric] [Range= 0-96] [Missing=*]		
Statistics [NW/ W]	[Valid=1 /-] [Invalid=3063 /-]		
Value	Label	Cases	Percentage
0	None	0	
1	Male condom	0	
2	Female condom	0	
3	Female sterilization (?tubal ligation?)	1	<div></div> 100.0%
4	Male sterilization (?vasectomy?)	0	
5	IUD/loop	0	
6	Injectable contraceptives	0	
7	Implants	0	
8	Oral contraceptive pills	0	
9	Douching after sex	0	
10	Traditional methods	0	
93	Prefer not to answer	0	
96	Other, specify	0	
Sysmiss		3063	
Warning: these figures indicate the number of cases found in the data file. They cannot be interpreted as summary statistics of the population of interest.			
# sr_currmeth_avoidpreg_4: Which methods are you currently using?			
Information	[Type= discrete] [Format=numeric] [Range= 0-96] [Missing=*]		
Statistics [NW/ W]	[Valid=3 /-] [Invalid=3061 /-]		
Value	Label	Cases	Percentage
0	None	0	
1	Male condom	0	
2	Female condom	0	
3	Female sterilization (?tubal ligation?)	0	
4	Male sterilization (?vasectomy?)	3	<div></div> 100.0%
5	IUD/loop	0	
6	Injectable contraceptives	0	

# sr_currmeth_avoidpreg_4: Which methods are you currently using?			
Value	Label	Cases	Percentage
7	Implants	0	
8	Oral contraceptive pills	0	
9	Douching after sex	0	
10	Traditional methods	0	
93	Prefer not to answer	0	
96	Other, specify	0	
Sysmiss		3061	
Warning: these figures indicate the number of cases found in the data file. They cannot be interpreted as summary statistics of the population of interest.			
# sr_currmeth_avoidpreg_5: Which methods are you currently using?			
Information		[Type= discrete] [Format=numeric] [Range= 0-96] [Missing=*]	
Statistics [NW/ W]		[Valid=2 /-] [Invalid=3062 /-]	
Value	Label	Cases	Percentage
0	None	0	
1	Male condom	0	
2	Female condom	0	
3	Female sterilization (?tubal ligation?)	0	
4	Male sterilization (?vasectomy?)	0	
5	IUD/loop	2	100.0%
6	Injectable contraceptives	0	
7	Implants	0	
8	Oral contraceptive pills	0	
9	Douching after sex	0	
10	Traditional methods	0	
93	Prefer not to answer	0	
96	Other, specify	0	
Sysmiss		3062	
Warning: these figures indicate the number of cases found in the data file. They cannot be interpreted as summary statistics of the population of interest.			
# sr_currmeth_avoidpreg_6: Which methods are you currently using?			
Information		[Type= discrete] [Format=numeric] [Range= 0-96] [Missing=*]	
Statistics [NW/ W]		[Valid=169 /-] [Invalid=2895 /-]	
Value	Label	Cases	Percentage
0	None	0	
1	Male condom	0	
2	Female condom	0	
3	Female sterilization (?tubal ligation?)	0	
4	Male sterilization (?vasectomy?)	0	
5	IUD/loop	0	
6	Injectable contraceptives	169	100.0%
7	Implants	0	
8	Oral contraceptive pills	0	
9	Douching after sex	0	
10	Traditional methods	0	
93	Prefer not to answer	0	
96	Other, specify	0	

# sr_currmeth_avoidpreg_6: Which methods are you currently using?			
Value	Label	Cases	Percentage
Sysmiss		2895	
Warning: these figures indicate the number of cases found in the data file. They cannot be interpreted as summary statistics of the population of interest.			
# sr_currmeth_avoidpreg_7: Which methods are you currently using?			
Information	[Type= discrete] [Format=numeric] [Range= 0-96] [Missing=*]		
Statistics [NW/ W]	[Valid=24 /-] [Invalid=3040 /-]		
Value	Label	Cases	Percentage
0	None	0	
1	Male condom	0	
2	Female condom	0	
3	Female sterilization (?tubal ligation?)	0	
4	Male sterilization (?vasectomy?)	0	
5	IUD/loop	0	
6	Injectable contraceptives	0	
7	Implants	24	100.0%
8	Oral contraceptive pills	0	
9	Douching after sex	0	
10	Traditional methods	0	
93	Prefer not to answer	0	
96	Other, specify	0	
Sysmiss		3040	
Warning: these figures indicate the number of cases found in the data file. They cannot be interpreted as summary statistics of the population of interest.			
# sr_currmeth_avoidpreg_8: Which methods are you currently using?			
Information	[Type= discrete] [Format=numeric] [Range= 0-96] [Missing=*]		
Statistics [NW/ W]	[Valid=14 /-] [Invalid=3050 /-]		
Value	Label	Cases	Percentage
0	None	0	
1	Male condom	0	
2	Female condom	0	
3	Female sterilization (?tubal ligation?)	0	
4	Male sterilization (?vasectomy?)	0	
5	IUD/loop	0	
6	Injectable contraceptives	0	
7	Implants	0	
8	Oral contraceptive pills	14	100.0%
9	Douching after sex	0	
10	Traditional methods	0	
93	Prefer not to answer	0	
96	Other, specify	0	
Sysmiss		3050	
Warning: these figures indicate the number of cases found in the data file. They cannot be interpreted as summary statistics of the population of interest.			
# sr_currmeth_avoidpreg_96: Which methods are you currently using?			
Information	[Type= discrete] [Format=numeric] [Range= 0-96] [Missing=*]		
Statistics [NW/ W]	[Valid=1 /-] [Invalid=3063 /-]		

# sr_currmeth_avoidpreg_96: Which methods are you currently using?				
Value	Label	Cases	Percentage	
0	None	0	<div></div>	
1	Male condom	0		
2	Female condom	0		
3	Female sterilization (?tubal ligation?)	0		
4	Male sterilization (?vasectomy?)	0		
5	IUD/loop	0		
6	Injectable contraceptives	0		
7	Implants	0		
8	Oral contraceptive pills	0		
9	Douching after sex	0		
10	Traditional methods	0		
93	Prefer not to answer	0		
96	Other, specify	1		<div></div> 100.0%
Sysmiss		3063		
Warning: these figures indicate the number of cases found in the data file. They cannot be interpreted as summary statistics of the population of interest.				
# sr_currmeth_otherspec: Other method, please specify:				
Information	[Type= discrete] [Format=character] [Missing=*]			
Statistics [NW/ W]	[Valid=1 /-] [Invalid=0 /-]			
# sr_whatmeth_avoidpreg12mth: In the past 12 months, have you used any method to avoid getting pregnant?				
Information	[Type= discrete] [Format=numeric] [Range= 0-98] [Missing=*]			
Statistics [NW/ W]	[Valid=448 /-] [Invalid=2616 /-]			
Value	Label	Cases	Percentage	
0	No, I have never had it	0	<div></div>	
1	Yes	291		<div></div> 65.0%
2	No	157		<div></div> 35.0%
3	Yes, but not sure about the exact age	0		
90	I am not sure	0		
93	Prefer not to answer	0		
95	Not had sex with this partner in the last 4 weeks	0		
97	N/A	0		
98	Don't know	0		
Sysmiss		2616		
Warning: these figures indicate the number of cases found in the data file. They cannot be interpreted as summary statistics of the population of interest.				
# sr_meth_avoidpreg12mth_1: Which methods were you using?				
Information	[Type= discrete] [Format=numeric] [Range= 0-96] [Missing=*]			
Statistics [NW/ W]	[Valid=93 /-] [Invalid=2971 /-]			
Value	Label	Cases	Percentage	
0	None	0	<div></div> 100.0%	
1	Male condom	93		
2	Female condom	0		
3	Female sterilization (?tubal ligation?)	0		
4	Male sterilization (?vasectomy?)	0		
5	IUD/loop	0		

# sr_meth_avoidpreg12mth_1: Which methods were you using?			
Value	Label	Cases	Percentage
6	Injectable contraceptives	0	
7	Implants	0	
8	Oral contraceptive pills	0	
9	Douching after sex	0	
10	Traditional methods	0	
93	Prefer not to answer	0	
96	Other, specify	0	
Sysmiss		2971	
Warning: these figures indicate the number of cases found in the data file. They cannot be interpreted as summary statistics of the population of interest.			
# sr_meth_avoidpreg12mth_2: Which methods were you using?			
Information	[Type= discrete] [Format=numeric] [Range= 0-96] [Missing=*]		
Statistics [NW/ W]	[Valid=4 /-] [Invalid=3060 /-]		
Value	Label	Cases	Percentage
0	None	0	
1	Male condom	0	
2	Female condom	4	100.0%
3	Female sterilization (?tubal ligation?)	0	
4	Male sterilization (?vasectomy?)	0	
5	IUD/loop	0	
6	Injectable contraceptives	0	
7	Implants	0	
8	Oral contraceptive pills	0	
9	Douching after sex	0	
10	Traditional methods	0	
93	Prefer not to answer	0	
96	Other, specify	0	
Sysmiss		3060	
Warning: these figures indicate the number of cases found in the data file. They cannot be interpreted as summary statistics of the population of interest.			
# sr_meth_avoidpreg12mth_4: Which methods were you using?			
Information	[Type= discrete] [Format=numeric] [Range= 0-96] [Missing=*]		
Statistics [NW/ W]	[Valid=1 /-] [Invalid=3063 /-]		
Value	Label	Cases	Percentage
0	None	0	
1	Male condom	0	
2	Female condom	0	
3	Female sterilization (?tubal ligation?)	0	
4	Male sterilization (?vasectomy?)	1	100.0%
5	IUD/loop	0	
6	Injectable contraceptives	0	
7	Implants	0	
8	Oral contraceptive pills	0	
9	Douching after sex	0	
10	Traditional methods	0	
93	Prefer not to answer	0	

# sr_meth_avoidpreg12mth_4: Which methods were you using?				
Value	Label	Cases	Percentage	
96	Other, specify	0		
Sysmiss		3063		
Warning: these figures indicate the number of cases found in the data file. They cannot be interpreted as summary statistics of the population of interest.				
# sr_meth_avoidpreg12mth_5: Which methods were you using?				
Information	[Type= discrete] [Format=numeric] [Range= 0-96] [Missing=*]			
Statistics [NW/ W]	[Valid=2 /-] [Invalid=3062 /-]			
Value	Label	Cases	Percentage	
0	None	0	<div></div> 100.0%	
1	Male condom	0		
2	Female condom	0		
3	Female sterilization (?tubal ligation?)	0		
4	Male sterilization (?vasectomy?)	0		
5	IUD/loop	2		
6	Injectable contraceptives	0		
7	Implants	0		
8	Oral contraceptive pills	0		
9	Douching after sex	0		
10	Traditional methods	0		
93	Prefer not to answer	0		
96	Other, specify	0		
Sysmiss		3062		
Warning: these figures indicate the number of cases found in the data file. They cannot be interpreted as summary statistics of the population of interest.				
# sr_meth_avoidpreg12mth_6: Which methods were you using?				
Information	[Type= discrete] [Format=numeric] [Range= 0-96] [Missing=*]			
Statistics [NW/ W]	[Valid=150 /-] [Invalid=2914 /-]			
Value	Label	Cases	Percentage	
0	None	0	<div></div> 100.0%	
1	Male condom	0		
2	Female condom	0		
3	Female sterilization (?tubal ligation?)	0		
4	Male sterilization (?vasectomy?)	0		
5	IUD/loop	0		
6	Injectable contraceptives	150		
7	Implants	0		
8	Oral contraceptive pills	0		
9	Douching after sex	0		
10	Traditional methods	0		
93	Prefer not to answer	0		
96	Other, specify	0		
Sysmiss		2914		
Warning: these figures indicate the number of cases found in the data file. They cannot be interpreted as summary statistics of the population of interest.				
# sr_meth_avoidpreg12mth_7: Which methods were you using?				
Information	[Type= discrete] [Format=numeric] [Range= 0-96] [Missing=*]			

# sr_meth_avoidpreg12mth_7: Which methods were you using?			
Statistics [NW/ W]		[Valid=25 /-] [Invalid=3039 /-]	
Value	Label	Cases	Percentage
0	None	0	
1	Male condom	0	
2	Female condom	0	
3	Female sterilization (?tubal ligation?)	0	
4	Male sterilization (?vasectomy?)	0	
5	IUD/loop	0	
6	Injectable contraceptives	0	
7	Implants	25	100.0%
8	Oral contraceptive pills	0	
9	Douching after sex	0	
10	Traditional methods	0	
93	Prefer not to answer	0	
96	Other, specify	0	
Sysmiss		3039	
Warning: these figures indicate the number of cases found in the data file. They cannot be interpreted as summary statistics of the population of interest.			
# sr_meth_avoidpreg12mth_8: Which methods were you using?			
Information		[Type= discrete] [Format=numeric] [Range= 0-96] [Missing=*]	
Statistics [NW/ W]		[Valid=16 /-] [Invalid=3048 /-]	
Value	Label	Cases	Percentage
0	None	0	
1	Male condom	0	
2	Female condom	0	
3	Female sterilization (?tubal ligation?)	0	
4	Male sterilization (?vasectomy?)	0	
5	IUD/loop	0	
6	Injectable contraceptives	0	
7	Implants	0	
8	Oral contraceptive pills	16	100.0%
9	Douching after sex	0	
10	Traditional methods	0	
93	Prefer not to answer	0	
96	Other, specify	0	
Sysmiss		3048	
Warning: these figures indicate the number of cases found in the data file. They cannot be interpreted as summary statistics of the population of interest.			
# sr_meth_avoidpreg12mth_9: Which methods were you using?			
Information		[Type= discrete] [Format=numeric] [Range= 0-96] [Missing=*]	
Statistics [NW/ W]		[Valid=1 /-] [Invalid=3063 /-]	
Value	Label	Cases	Percentage
0	None	0	
1	Male condom	0	
2	Female condom	0	
3	Female sterilization (?tubal ligation?)	0	

# sr_meth_avoidpreg12mth_9: Which methods were you using?			
Value	Label	Cases	Percentage
4	Male sterilization (?vasectomy?)	0	<div><div></div></div> 100.0%
5	IUD/loop	0	
6	Injectable contraceptives	0	
7	Implants	0	
8	Oral contraceptive pills	0	
9	Douching after sex	1	
10	Traditional methods	0	
93	Prefer not to answer	0	
96	Other, specify	0	
Sysmiss		3063	
Warning: these figures indicate the number of cases found in the data file. They cannot be interpreted as summary statistics of the population of interest.			
# sr_meth_otherspec12mth: Other method, please specify:			
Information	[Type= discrete] [Format=character] [Missing=*]		
Statistics [NW/ W]	[Valid=0 /-] [Invalid=0 /-]		
# sr_hivknw_onepartn: Can the risk of HIV transmission be reduced by having sex with only one uninfect			
Information	[Type= discrete] [Format=numeric] [Range= 0-98] [Missing=*]		
Statistics [NW/ W]	[Valid=2395 /-] [Invalid=669 /-]		
Value	Label	Cases	Percentage
0	No, I have never had it	0	<div><div></div></div> 93.4%
1	Yes	2238	
2	No	108	<div><div></div></div> 4.5%
3	Yes, but not sure about the exact age	0	
90	I am not sure	0	
93	Prefer not to answer	4	<div><div></div></div> 0.2%
95	Not had sex with this partner in the last 4 weeks	0	
97	N/A	0	
98	Don't know	45	<div><div></div></div> 1.9%
Sysmiss		669	
Warning: these figures indicate the number of cases found in the data file. They cannot be interpreted as summary statistics of the population of interest.			
# sr_hivknw_usecondm: Can a person reduce the risk of getting HIV by using a condom every time they ha			
Information	[Type= discrete] [Format=numeric] [Range= 0-98] [Missing=*]		
Statistics [NW/ W]	[Valid=2395 /-] [Invalid=669 /-]		
Value	Label	Cases	Percentage
0	No, I have never had it	0	<div><div></div></div> 97.6%
1	Yes	2338	
2	No	38	<div><div></div></div> 1.6%
3	Yes, but not sure about the exact age	0	
90	I am not sure	0	
93	Prefer not to answer	3	<div><div></div></div> 0.1%
95	Not had sex with this partner in the last 4 weeks	0	
97	N/A	0	
98	Don't know	16	<div><div></div></div> 0.7%
Sysmiss		669	

# sr_hivknw_usecondm: Can a person reduce the risk of getting HIV by using a condom every time they ha			
Warning: these figures indicate the number of cases found in the data file. They cannot be interpreted as summary statistics of the population of interest.			
# sr_hivknw_healthpersn: Can a healthy-looking person have HIV?			
Information	[Type= discrete] [Format=numeric] [Range= 0-98] [Missing=*]		
Statistics [NW/ W]	[Valid=2395 /-] [Invalid=669 /-]		
Value	Label	Cases	Percentage
0	No, I have never had it	0	
1	Yes	2125	<div><div></div></div> 88.7%
2	No	187	<div><div></div></div> 7.8%
3	Yes, but not sure about the exact age	0	
90	I am not sure	0	
93	Prefer not to answer	1	<div><div></div></div> 0.0%
95	Not had sex with this partner in the last 4 weeks	0	
97	N/A	0	
98	Don't know	82	<div><div></div></div> 3.4%
Sysmiss		669	
Warning: these figures indicate the number of cases found in the data file. They cannot be interpreted as summary statistics of the population of interest.			
# sr_hivknw_mosqu: Can a person get HIV from mosquito bites?			
Information	[Type= discrete] [Format=numeric] [Range= 0-98] [Missing=*]		
Statistics [NW/ W]	[Valid=2395 /-] [Invalid=669 /-]		
Value	Label	Cases	Percentage
0	No, I have never had it	0	
1	Yes	499	<div><div></div></div> 20.8%
2	No	1607	<div><div></div></div> 67.1%
3	Yes, but not sure about the exact age	0	
90	I am not sure	0	
93	Prefer not to answer	1	<div><div></div></div> 0.0%
95	Not had sex with this partner in the last 4 weeks	0	
97	N/A	0	
98	Don't know	288	<div><div></div></div> 12.0%
Sysmiss		669	
Warning: these figures indicate the number of cases found in the data file. They cannot be interpreted as summary statistics of the population of interest.			
# sr_hivknw_sharefood: Can a person get HIV by sharing food with someone who is infected?			
Information	[Type= discrete] [Format=numeric] [Range= 0-98] [Missing=*]		
Statistics [NW/ W]	[Valid=2395 /-] [Invalid=669 /-]		
Value	Label	Cases	Percentage
0	No, I have never had it	0	
1	Yes	183	<div><div></div></div> 7.6%
2	No	2112	<div><div></div></div> 88.2%
3	Yes, but not sure about the exact age	0	
90	I am not sure	0	
93	Prefer not to answer	1	<div><div></div></div> 0.0%
95	Not had sex with this partner in the last 4 weeks	0	
97	N/A	0	
98	Don't know	99	<div><div></div></div> 4.1%

# sr\_hivknw\_sharefood: Can a person get HIV by sharing food with someone who is infected?

Value	Label	Cases	Percentage
Sysmiss		669	
Warning: these figures indicate the number of cases found in the data file. They cannot be interpreted as summary statistics of the population of interest.			

# File : AHRI.DREAMS.MultiLevel.SexualRelatSelfFilled.2019.v1

## # project\_id: REDCap Project Identifier

Information	[Type= discrete] [Format=numeric] [Range= 463-463] [Missing=*]
Statistics [NW/ W]	[Valid=3064 /-] [Invalid=0 /-]

## # event\_id: REDCap Event Identifier

Information	[Type= discrete] [Format=numeric] [Range= 1372-1372] [Missing=*]
Statistics [NW/ W]	[Valid=3064 /-] [Invalid=0 /-]

## # cohort: Cohort Description

Information	[Type= discrete] [Format=character] [Missing=*]
Statistics [NW/ W]	[Valid=3064 /-] [Invalid=0 /-]

## # round: Round Description

Information	[Type= discrete] [Format=character] [Missing=*]
Statistics [NW/ W]	[Valid=3064 /-] [Invalid=0 /-]

## # IIntId: Individual ID

Information	[Type= continuous] [Format=numeric] [Range= 261-220477] [Missing=*]
Statistics [NW/ W]	[Valid=3064 /-] [Invalid=0 /-] [Mean=89193.296 /-] [StdDev=49808.601 /-]

## # partic\_capable\_self\_int: Was the participant assessed capable to complete Self Filled section?

Information	[Type= discrete] [Format=numeric] [Range= 0-98] [Missing=*]
Statistics [NW/ W]	[Valid=2378 /-] [Invalid=686 /-]

Value	Label	Cases	Percentage
0	No, I have never had it	0	
1	Yes	2334	98.1%
2	No	44	1.9%
3	Yes, but not sure about the exact age	0	
90	I am not sure	0	
93	Prefer not to answer	0	
95	Not had sex with this partner in the last 4 weeks	0	
97	N/A	0	
98	Don't know	0	
Sysmiss		686	

Warning: these figures indicate the number of cases found in the data file. They cannot be interpreted as summary statistics of the population of interest.

## # srs\_everhadsex: Have you ever had sex?

Information	[Type= discrete] [Format=numeric] [Range= 0-98] [Missing=*]
Statistics [NW/ W]	[Valid=2931 /-] [Invalid=133 /-]

Value	Label	Cases	Percentage
0	No, I have never had it	0	
1	Yes	2068	70.6%
2	No	753	25.7%
3	Yes, but not sure about the exact age	0	
90	I am not sure	0	
93	Prefer not to answer	110	3.8%
95	Not had sex with this partner in the last 4 weeks	0	

# File : AHRI.DREAMS.MultiLevel.SexualRelatSelfFilled.2019.v1

## # srs\_everhadsex: Have you ever had sex?

Value	Label	Cases	Percentage
97	N/A	0	
98	Don't know	0	
Sysmiss		133	

Warning: these figures indicate the number of cases found in the data file. They cannot be interpreted as summary statistics of the population of interest.

## # srs\_agefirstsex: If you ever had sex (even if it was not your choice) how old were you the first

Information	[Type= continuous] [Format=numeric] [Range= -19-727755686] [Missing=*]
Statistics [NW/ W]	[Valid=954 -/] [Invalid=2110 -/] [Mean=762866.03 -/] [StdDev=23561959.673 -/]

## # srs\_share\_agefirstsex: Are you willing to share how old were you the first time you had sex, even if it

Information	[Type= discrete] [Format=numeric] [Range= 0-98] [Missing=*]
Statistics [NW/ W]	[Valid=547 -/] [Invalid=2517 -/]

Value	Label	Cases	Percentage
0	No, I have never had it	0	
1	Yes	290	53.0%
2	No	0	
3	Yes, but not sure about the exact age	0	
90	I am not sure	0	
93	Prefer not to answer	257	47.0%
95	Not had sex with this partner in the last 4 weeks	0	
97	N/A	0	
98	Don't know	0	
Sysmiss		2517	

Warning: these figures indicate the number of cases found in the data file. They cannot be interpreted as summary statistics of the population of interest.

## # srs\_firstsexreas\_1: What was/were the reason(s) you had sex the first time? [Circle all the relevan

Information	[Type= discrete] [Format=numeric] [Range= 1-96] [Missing=*]
Statistics [NW/ W]	[Valid=1456 -/] [Invalid=1608 -/]

Value	Label	Cases	Percentage
1	To show love to my partner	1456	100.0%
2	Curious /experimenting	0	
3	Wanted to / my own pleasure	0	
4	Sweet talked by my partner	0	
5	I felt I owed it to him	0	
6	Convinced with money	0	
7	Convinced with food	0	
8	Convinced with gifts	0	
9	Commercial sex work	0	
10	Pressure from friends/peers	0	
11	Pressure from parents / family	0	
12	Partner threatened to end relationship	0	
13	I was forced to have sex	0	
14	It just happened	0	
96	Other	0	

# File : AHRI.DREAMS.MultiLevel.SexualRelatSelFilled.2019.v1

## # srs\_firstsexreas\_1: What was/were the reason(s) you had sex the first time? [Circle all the relevant]

Value	Label	Cases	Percentage
Sysmiss		1608	

Warning: these figures indicate the number of cases found in the data file. They cannot be interpreted as summary statistics of the population of interest.

## # srs\_firstsexreas\_2: What was/were the reason(s) you had sex the first time? [Circle all the relevant]

Information	[Type= discrete] [Format=numeric] [Range= 1-96] [Missing=*]
Statistics [NW/ W]	[Valid=40 /-] [Invalid=3024 /-]

Value	Label	Cases	Percentage
1	To show love to my partner	0	
2	Curious /experimenting	40	100.0%
3	Wanted to / my own pleasure	0	
4	Sweet talked by my partner	0	
5	I felt I owed it to him	0	
6	Convinced with money	0	
7	Convinced with food	0	
8	Convinced with gifts	0	
9	Commercial sex work	0	
10	Pressure from friends/peers	0	
11	Pressure from parents / family	0	
12	Partner threatened to end relationship	0	
13	I was forced to have sex	0	
14	It just happened	0	
96	Other	0	
Sysmiss		3024	

Warning: these figures indicate the number of cases found in the data file. They cannot be interpreted as summary statistics of the population of interest.

## # srs\_firstsexreas\_3: What was/were the reason(s) you had sex the first time? [Circle all the relevant]

Information	[Type= discrete] [Format=numeric] [Range= 1-96] [Missing=*]
Statistics [NW/ W]	[Valid=310 /-] [Invalid=2754 /-]

Value	Label	Cases	Percentage
1	To show love to my partner	0	
2	Curious /experimenting	0	
3	Wanted to / my own pleasure	310	100.0%
4	Sweet talked by my partner	0	
5	I felt I owed it to him	0	
6	Convinced with money	0	
7	Convinced with food	0	
8	Convinced with gifts	0	
9	Commercial sex work	0	
10	Pressure from friends/peers	0	
11	Pressure from parents / family	0	
12	Partner threatened to end relationship	0	
13	I was forced to have sex	0	
14	It just happened	0	
96	Other	0	

# File : AHRI.DREAMS.MultiLevel.SexualRelatSelFilled.2019.v1

## # srs\_firstsexreas\_3: What was/were the reason(s) you had sex the first time? [Circle all the relevant]

Value	Label	Cases	Percentage
Sysmiss		2754	

Warning: these figures indicate the number of cases found in the data file. They cannot be interpreted as summary statistics of the population of interest.

## # srs\_firstsexreas\_4: What was/were the reason(s) you had sex the first time? [Circle all the relevant]

Information	[Type= discrete] [Format=numeric] [Range= 1-96] [Missing=*]
Statistics [NW/ W]	[Valid=41 /-] [Invalid=3023 /-]

Value	Label	Cases	Percentage
1	To show love to my partner	0	
2	Curious /experimenting	0	
3	Wanted to / my own pleasure	0	
4	Sweet talked by my partner	41	100.0%
5	I felt I owed it to him	0	
6	Convinced with money	0	
7	Convinced with food	0	
8	Convinced with gifts	0	
9	Commercial sex work	0	
10	Pressure from friends/peers	0	
11	Pressure from parents / family	0	
12	Partner threatened to end relationship	0	
13	I was forced to have sex	0	
14	It just happened	0	
96	Other	0	
Sysmiss		3023	

Warning: these figures indicate the number of cases found in the data file. They cannot be interpreted as summary statistics of the population of interest.

## # srs\_firstsexreas\_5: What was/were the reason(s) you had sex the first time? [Circle all the relevant]

Information	[Type= discrete] [Format=numeric] [Range= 1-96] [Missing=*]
Statistics [NW/ W]	[Valid=32 /-] [Invalid=3032 /-]

Value	Label	Cases	Percentage
1	To show love to my partner	0	
2	Curious /experimenting	0	
3	Wanted to / my own pleasure	0	
4	Sweet talked by my partner	0	
5	I felt I owed it to him	32	100.0%
6	Convinced with money	0	
7	Convinced with food	0	
8	Convinced with gifts	0	
9	Commercial sex work	0	
10	Pressure from friends/peers	0	
11	Pressure from parents / family	0	
12	Partner threatened to end relationship	0	
13	I was forced to have sex	0	
14	It just happened	0	
96	Other	0	

# File : AHRI.DREAMS.MultiLevel.SexualRelatSelFilled.2019.v1

## # srs\_firstsexreas\_5: What was/were the reason(s) you had sex the first time? [Circle all the relevan

Value	Label	Cases	Percentage
Sysmiss		3032	

Warning: these figures indicate the number of cases found in the data file. They cannot be interpreted as summary statistics of the population of interest.

## # srs\_firstsexreas\_6: What was/were the reason(s) you had sex the first time? [Circle all the relevan

Information	[Type= discrete] [Format=numeric] [Range= 1-96] [Missing=*]
Statistics [NW/ W]	[Valid=6 -/] [Invalid=3058 -/]

Value	Label	Cases	Percentage
1	To show love to my partner	0	
2	Curious /experimenting	0	
3	Wanted to / my own pleasure	0	
4	Sweet talked by my partner	0	
5	I felt I owed it to him	0	
6	Convinced with money	6	100.0%
7	Convinced with food	0	
8	Convinced with gifts	0	
9	Commercial sex work	0	
10	Pressure from friends/peers	0	
11	Pressure from parents / family	0	
12	Partner threatened to end relationship	0	
13	I was forced to have sex	0	
14	It just happened	0	
96	Other	0	
Sysmiss		3058	

Warning: these figures indicate the number of cases found in the data file. They cannot be interpreted as summary statistics of the population of interest.

## # srs\_firstsexreas\_7: What was/were the reason(s) you had sex the first time? [Circle all the relevan

Information	[Type= discrete] [Format=numeric] [Range= 1-96] [Missing=*]
Statistics [NW/ W]	[Valid=5 -/] [Invalid=3059 -/]

Value	Label	Cases	Percentage
1	To show love to my partner	0	
2	Curious /experimenting	0	
3	Wanted to / my own pleasure	0	
4	Sweet talked by my partner	0	
5	I felt I owed it to him	0	
6	Convinced with money	0	
7	Convinced with food	5	100.0%
8	Convinced with gifts	0	
9	Commercial sex work	0	
10	Pressure from friends/peers	0	
11	Pressure from parents / family	0	
12	Partner threatened to end relationship	0	
13	I was forced to have sex	0	
14	It just happened	0	
96	Other	0	

# File : AHRI.DREAMS.MultiLevel.SexualRelatSelFilled.2019.v1

## # srs\_firstsexreas\_7: What was/were the reason(s) you had sex the first time? [Circle all the relevant]

Value	Label	Cases	Percentage
Sysmiss		3059	

Warning: these figures indicate the number of cases found in the data file. They cannot be interpreted as summary statistics of the population of interest.

## # srs\_firstsexreas\_8: What was/were the reason(s) you had sex the first time? [Circle all the relevant]

Information	[Type= discrete] [Format=numeric] [Range= 1-96] [Missing=*]
Statistics [NW/ W]	[Valid=11 /-] [Invalid=3053 /-]

Value	Label	Cases	Percentage
1	To show love to my partner	0	
2	Curious /experimenting	0	
3	Wanted to / my own pleasure	0	
4	Sweet talked by my partner	0	
5	I felt I owed it to him	0	
6	Convinced with money	0	
7	Convinced with food	0	
8	Convinced with gifts	11	100.0%
9	Commercial sex work	0	
10	Pressure from friends/peers	0	
11	Pressure from parents / family	0	
12	Partner threatened to end relationship	0	
13	I was forced to have sex	0	
14	It just happened	0	
96	Other	0	
Sysmiss		3053	

Warning: these figures indicate the number of cases found in the data file. They cannot be interpreted as summary statistics of the population of interest.

## # srs\_firstsexreas\_9: What was/were the reason(s) you had sex the first time? [Circle all the relevant]

Information	[Type= discrete] [Format=numeric] [Range= 1-96] [Missing=*]
Statistics [NW/ W]	[Valid=5 /-] [Invalid=3059 /-]

Value	Label	Cases	Percentage
1	To show love to my partner	0	
2	Curious /experimenting	0	
3	Wanted to / my own pleasure	0	
4	Sweet talked by my partner	0	
5	I felt I owed it to him	0	
6	Convinced with money	0	
7	Convinced with food	0	
8	Convinced with gifts	0	
9	Commercial sex work	5	100.0%
10	Pressure from friends/peers	0	
11	Pressure from parents / family	0	
12	Partner threatened to end relationship	0	
13	I was forced to have sex	0	
14	It just happened	0	
96	Other	0	

# File : AHRI.DREAMS.MultiLevel.SexualRelatSelFilled.2019.v1

## # srs\_firstsexreas\_9: What was/were the reason(s) you had sex the first time? [Circle all the relevan

Value	Label	Cases	Percentage
Sysmiss		3059	

Warning: these figures indicate the number of cases found in the data file. They cannot be interpreted as summary statistics of the population of interest.

## # srs\_firstsexreas\_10: What was/were the reason(s) you had sex the first time? [Circle all the relevan

Information	[Type= discrete] [Format=numeric] [Range= 1-96] [Missing=*]
Statistics [NW/ W]	[Valid=64 /-] [Invalid=3000 /-]

Value	Label	Cases	Percentage
1	To show love to my partner	0	
2	Curious /experimenting	0	
3	Wanted to / my own pleasure	0	
4	Sweet talked by my partner	0	
5	I felt I owed it to him	0	
6	Convinced with money	0	
7	Convinced with food	0	
8	Convinced with gifts	0	
9	Commercial sex work	0	
10	Pressure from friends/peers	64	100.0%
11	Pressure from parents / family	0	
12	Partner threatened to end relationship	0	
13	I was forced to have sex	0	
14	It just happened	0	
96	Other	0	
Sysmiss		3000	

Warning: these figures indicate the number of cases found in the data file. They cannot be interpreted as summary statistics of the population of interest.

## # srs\_firstsexreas\_11: What was/were the reason(s) you had sex the first time? [Circle all the relevan

Information	[Type= discrete] [Format=numeric] [Range= 1-96] [Missing=*]
Statistics [NW/ W]	[Valid=10 /-] [Invalid=3054 /-]

Value	Label	Cases	Percentage
1	To show love to my partner	0	
2	Curious /experimenting	0	
3	Wanted to / my own pleasure	0	
4	Sweet talked by my partner	0	
5	I felt I owed it to him	0	
6	Convinced with money	0	
7	Convinced with food	0	
8	Convinced with gifts	0	
9	Commercial sex work	0	
10	Pressure from friends/peers	0	
11	Pressure from parents / family	10	100.0%
12	Partner threatened to end relationship	0	
13	I was forced to have sex	0	
14	It just happened	0	
96	Other	0	

# File : AHRI.DREAMS.MultiLevel.SexualRelatSelFilled.2019.v1

## # srs\_firstsexreas\_11: What was/were the reason(s) you had sex the first time? [Circle all the relevan

Value	Label	Cases	Percentage
Sysmiss		3054	

Warning: these figures indicate the number of cases found in the data file. They cannot be interpreted as summary statistics of the population of interest.

## # srs\_firstsexreas\_12: What was/were the reason(s) you had sex the first time? [Circle all the relevan

Information	[Type= discrete] [Format=numeric] [Range= 1-96] [Missing=*]
Statistics [NW/ W]	[Valid=8 /-] [Invalid=3056 /-]

Value	Label	Cases	Percentage
1	To show love to my partner	0	
2	Curious /experimenting	0	
3	Wanted to / my own pleasure	0	
4	Sweet talked by my partner	0	
5	I felt I owed it to him	0	
6	Convinced with money	0	
7	Convinced with food	0	
8	Convinced with gifts	0	
9	Commercial sex work	0	
10	Pressure from friends/peers	0	
11	Pressure from parents / family	0	
12	Partner threatened to end relationship	8	100.0%
13	I was forced to have sex	0	
14	It just happened	0	
96	Other	0	
Sysmiss		3056	

Warning: these figures indicate the number of cases found in the data file. They cannot be interpreted as summary statistics of the population of interest.

## # srs\_firstsexreas\_13: What was/were the reason(s) you had sex the first time? [Circle all the relevan

Information	[Type= discrete] [Format=numeric] [Range= 1-96] [Missing=*]
Statistics [NW/ W]	[Valid=10 /-] [Invalid=3054 /-]

Value	Label	Cases	Percentage
1	To show love to my partner	0	
2	Curious /experimenting	0	
3	Wanted to / my own pleasure	0	
4	Sweet talked by my partner	0	
5	I felt I owed it to him	0	
6	Convinced with money	0	
7	Convinced with food	0	
8	Convinced with gifts	0	
9	Commercial sex work	0	
10	Pressure from friends/peers	0	
11	Pressure from parents / family	0	
12	Partner threatened to end relationship	0	
13	I was forced to have sex	10	100.0%
14	It just happened	0	
96	Other	0	

# File : AHRI.DREAMS.MultiLevel.SexualRelatSelfFilled.2019.v1

## # srs\_firstsexreas\_13: What was/were the reason(s) you had sex the first time? [Circle all the relevan

Value	Label	Cases	Percentage
Sysmiss		3054	

Warning: these figures indicate the number of cases found in the data file. They cannot be interpreted as summary statistics of the population of interest.

## # srs\_firstsexreas\_14: What was/were the reason(s) you had sex the first time? [Circle all the relevan

Information	[Type= discrete] [Format=numeric] [Range= 1-96] [Missing=*]
Statistics [NW/ W]	[Valid=285 /-] [Invalid=2779 /-]

Value	Label	Cases	Percentage
1	To show love to my partner	0	
2	Curious /experimenting	0	
3	Wanted to / my own pleasure	0	
4	Sweet talked by my partner	0	
5	I felt I owed it to him	0	
6	Convinced with money	0	
7	Convinced with food	0	
8	Convinced with gifts	0	
9	Commercial sex work	0	
10	Pressure from friends/peers	0	
11	Pressure from parents / family	0	
12	Partner threatened to end relationship	0	
13	I was forced to have sex	0	
14	It just happened	285	100.0%
96	Other	0	
Sysmiss		2779	

Warning: these figures indicate the number of cases found in the data file. They cannot be interpreted as summary statistics of the population of interest.

## # srs\_firstsexreas\_96: What was/were the reason(s) you had sex the first time? [Circle all the relevan

Information	[Type= discrete] [Format=numeric] [Range= 1-96] [Missing=*]
Statistics [NW/ W]	[Valid=20 /-] [Invalid=3044 /-]

Value	Label	Cases	Percentage
1	To show love to my partner	0	
2	Curious /experimenting	0	
3	Wanted to / my own pleasure	0	
4	Sweet talked by my partner	0	
5	I felt I owed it to him	0	
6	Convinced with money	0	
7	Convinced with food	0	
8	Convinced with gifts	0	
9	Commercial sex work	0	
10	Pressure from friends/peers	0	
11	Pressure from parents / family	0	
12	Partner threatened to end relationship	0	
13	I was forced to have sex	0	
14	It just happened	0	
96	Other	20	100.0%

## File : AHRI.DREAMS.MultiLevel.SexualRelatSelFilled.2019.v1

### # srs\_firstsexreas\_96: What was/were the reason(s) you had sex the first time? [Circle all the relevan

Value	Label	Cases	Percentage
Sysmiss		3044	

Warning: these figures indicate the number of cases found in the data file. They cannot be interpreted as summary statistics of the population of interest.

### # srs\_firstsexreas\_oth: What was/were the reason(s) you had sex the first time? [Circle all the relevan

Information	[Type= discrete] [Format=character] [Missing=*]
Statistics [NW/ W]	[Valid=13 /-] [Invalid=0 /-]

### # srs\_firstsexwho: When you had sex for the first time, even if it was not your choice, with whom d

Information	[Type= discrete] [Format=numeric] [Range= 1-98] [Missing=*]
Statistics [NW/ W]	[Valid=2039 /-] [Invalid=1025 /-]

Value	Label	Cases	Percentage
1	Husband/wife (married or living as married)	72	3.5%
2	Fiance/Boyfriend/Girlfriend	1478	72.5%
3	Casual partner known to me before having sex	226	11.1%
4	Stranger	47	2.3%
5	Teacher / official in my school	2	0.1%
6	My employer	3	0.1%
7	A family member	5	0.2%
8	Neighbour	55	2.7%
9	Raped	4	0.2%
10	Someone else	65	3.2%
98	I can't remember	82	4.0%
Sysmiss		1025	

Warning: these figures indicate the number of cases found in the data file. They cannot be interpreted as summary statistics of the population of interest.

### # srs\_firstsex\_gift\_fem: The first time you had sex, were you given gifts or money by your sexual partner

Information	[Type= discrete] [Format=numeric] [Range= 1-4] [Missing=*]
Statistics [NW/ W]	[Valid=540 /-] [Invalid=2524 /-]

Value	Label	Cases	Percentage
1	I was given gifts before or after having sex	57	10.6%
2	I was given money before or after having sex	46	8.5%
3	I was given both gifts and money before or after having sex	52	9.6%
4	I have not been given gifts or money	385	71.3%
Sysmiss		2524	

Warning: these figures indicate the number of cases found in the data file. They cannot be interpreted as summary statistics of the population of interest.

### # srs\_firstsex\_gift\_mal: The first time you had sex, did you give gifts or money to your sexual partner?

Information	[Type= discrete] [Format=numeric] [Range= 1-4] [Missing=*]
Statistics [NW/ W]	[Valid=1141 /-] [Invalid=1923 /-]

Value	Label	Cases	Percentage
1	I was given gifts before or after having sex	62	5.4%
2	I was given money before or after having sex	25	2.2%
3	I was given both gifts and money before or after having sex	39	3.4%
4	I have not been given gifts or money	1015	89.0%
Sysmiss		1923	

## File : AHRI.DREAMS.MultiLevel.SexualRelatSelFilled.2019.v1

### # srs\_firstsex\_gift\_mal: The first time you had sex, did you give gifts or money to your sexual partner?

Warning: these figures indicate the number of cases found in the data file. They cannot be interpreted as summary statistics of the population of interest.

### # srs\_firstsex\_preg: When you first had sex, what did you or your partner do to protect you against p

**Information** [Type= discrete] [Format=numeric] [Range= 1-98] [Missing=\*]

**Statistics [NW/ W]** [Valid=2049 /-] [Invalid=1015 /-]

Value	Label	Cases	Percentage
1	None	932	45.5%
2	Rhythm method	6	0.3%
3	Withdrawal: Pulled penis out before ejaculation	105	5.1%
4	Put a male condom on just before ejaculation	499	24.4%
5	Used a male condom throughout	380	18.5%
6	Female condom	41	2.0%
7	On the pill (female)	11	0.5%
8	Using an injectable contraceptive (female)	8	0.4%
9	IUD	1	0.0%
10	Implants	7	0.3%
11	We used traditional herbs	3	0.1%
98	Don?t know	56	2.7%
Sysmiss		1015	

Warning: these figures indicate the number of cases found in the data file. They cannot be interpreted as summary statistics of the population of interest.

### # srs\_firstsex\_hiv: When you first had sex, did you or your partner do anything to protect you again

**Information** [Type= discrete] [Format=numeric] [Range= 1-96] [Missing=\*]

**Statistics [NW/ W]** [Valid=2065 /-] [Invalid=999 /-]

Value	Label	Cases	Percentage
1	Used a condom	1074	52.0%
2	No	970	47.0%
3	Spermicides / vaginal cream or foam	16	0.8%
96	Other specify	5	0.2%
Sysmiss		999	

Warning: these figures indicate the number of cases found in the data file. They cannot be interpreted as summary statistics of the population of interest.

### # srs\_firstsex\_hivoth: Please specify other method of protection against HIV

**Information** [Type= discrete] [Format=character] [Missing=\*]

**Statistics [NW/ W]** [Valid=5 /-] [Invalid=0 /-]

### # srs\_firstsex\_knwstatus: Did you know the HIV status of your first partner at the time when you first had


**Information** [Type= discrete] [Format=numeric] [Range= 0-98] [Missing=\*]

**Statistics [NW/ W]** [Valid=1700 /-] [Invalid=1364 /-]

Value	Label	Cases	Percentage
0	No, I have never had it	0	
1	Yes	810	47.6%
2	No	820	48.2%
3	Yes, but not sure about the exact age	0	
90	I am not sure	0	
93	Prefer not to answer	24	1.4%

# File : AHRI.DREAMS.MultiLevel.SexualRelatSelfFilled.2019.v1

## # srs\_firstsex\_knwstatus: Did you know the HIV status of your first partner at the time when you first had

Value	Label	Cases	Percentage
95	Not had sex with this partner in the last 4 weeks	0	
97	N/A	0	
98	Don't know	46	 2.7%
Sysmiss		1364	

Warning: these figures indicate the number of cases found in the data file. They cannot be interpreted as summary statistics of the population of interest.

## # srs\_firstsex\_statusis: What was the HIV status of your first partner at the time when you first had sex




Information	[Type= discrete] [Format=numeric] [Range= 0-93] [Missing=*]
Statistics [NW/ W]	[Valid=809 /-] [Invalid=2255 /-]

Value	Label	Cases	Percentage
0	Partner is Negative	716	 88.5%
1	Partner is Positive	19	 2.3%
93	Prefer not to answer	74	 9.1%
Sysmiss		2255	

Warning: these figures indicate the number of cases found in the data file. They cannot be interpreted as summary statistics of the population of interest.

## # srs\_firstsex\_useart: Did you know if your first partner was taking ART at the time when you first had

Information	[Type= discrete] [Format=numeric] [Range= 0-98] [Missing=*]
Statistics [NW/ W]	[Valid=18 /-] [Invalid=3046 /-]

Value	Label	Cases	Percentage
0	No, I have never had it	0	
1	Yes	12	 66.7%
2	No	5	 27.8%
3	Yes, but not sure about the exact age	0	
90	I am not sure	0	
93	Prefer not to answer	0	
95	Not had sex with this partner in the last 4 weeks	0	
97	N/A	0	
98	Don't know	1	 5.6%
Sysmiss		3046	



Warning: these figures indicate the number of cases found in the data file. They cannot be interpreted as summary statistics of the population of interest.

## # srs\_partnagefirstsex: How old was the person you first had sex with, even if it was forced or not your

Information	[Type= continuous] [Format=numeric] [Range= 0-1824] [Missing=*]
Statistics [NW/ W]	[Valid=800 /-] [Invalid=2264 /-] [Mean=21.096 /-] [StdDev=64.498 /-]

## # srs\_share\_partnagefirstsex: Are you willing to share how old was the person you first had sex with, even if

Information	[Type= discrete] [Format=numeric] [Range= 0-98] [Missing=*]
Statistics [NW/ W]	[Valid=838 /-] [Invalid=2226 /-]

Value	Label	Cases	Percentage
0	No, I have never had it	0	
1	Yes	159	 19.0%
2	No	0	
3	Yes, but not sure about the exact age	455	 54.3%
90	I am not sure	0	

# File : AHRI.DREAMS.MultiLevel.SexualRelatSelFilled.2019.v1

## # srs\_share\_partnagetfirstsex: Are you willing to share how old was the person you first had sex with, even if

Value	Label	Cases	Percentage
93	Prefer not to answer	224	26.7%
95	Not had sex with this partner in the last 4 weeks	0	
97	N/A	0	
98	Don't know	0	
Sysmiss		2226	

Warning: these figures indicate the number of cases found in the data file. They cannot be interpreted as summary statistics of the population of interest.

## # srs\_firstestmage: Was this person:

Information	[Type= discrete] [Format=numeric] [Range= 0-2] [Missing=*]
Statistics [NW/ W]	[Valid=461 -] [Invalid=2603 -]

Value	Label	Cases	Percentage
0	Older	102	22.1%
1	Younger	122	26.5%
2	Same age	237	51.4%
Sysmiss		2603	

Warning: these figures indicate the number of cases found in the data file. They cannot be interpreted as summary statistics of the population of interest.

## # srs\_firstestmyears: How many years younger/older?

Information	[Type= discrete] [Format=numeric] [Range= 1-4] [Missing=*]
Statistics [NW/ W]	[Valid=223 -] [Invalid=2841 -]

Value	Label	Cases	Percentage
1	1-2 years	76	34.1%
2	3-4 years	73	32.7%
3	5-10 years	41	18.4%
4	10+ years	33	14.8%
Sysmiss		2841	

Warning: these figures indicate the number of cases found in the data file. They cannot be interpreted as summary statistics of the population of interest.

## # srs\_agesecondsex: How old were you the first time you had sex with your second sexual partner? If

Information	[Type= continuous] [Format=numeric] [Range= 0-184] [Missing=*]
Statistics [NW/ W]	[Valid=757 -] [Invalid=2307 -] [Mean=18.672 -] [StdDev=7.641 -]

## # srs\_share\_agesecondsex: Are you willing to share how old you were when you first had sex with your second

Information	[Type= discrete] [Format=numeric] [Range= 0-98] [Missing=*]
Statistics [NW/ W]	[Valid=854 -] [Invalid=2210 -]

Value	Label	Cases	Percentage
0	No, I have never had it	364	42.6%
1	Yes	175	20.5%
2	No	0	
3	Yes, but not sure about the exact age	0	
90	I am not sure	0	
93	Prefer not to answer	315	36.9%
95	Not had sex with this partner in the last 4 weeks	0	
97	N/A	0	
98	Don't know	0	

## File : AHRI.DREAMS.MultiLevel.SexualRelatSelfFilled.2019.v1

# srs\_share\_agesex: Are you willing to share how old you were when you first had sex with your secon

Value	Label	Cases	Percentage
Sysmiss		2210	

Warning: these figures indicate the number of cases found in the data file. They cannot be interpreted as summary statistics of the population of interest.

# srs\_life\_numsexpartn: How many different people have you had sex with in your lifetime (including your

Information	[Type= continuous] [Format=numeric] [Range= -1-611] [Missing=*]
Statistics [NW/ W]	[Valid=1332 /-] [Invalid=1732 /-] [Mean=5.657 /-] [StdDev=19.731 /-]

# srs\_sharelife\_numsexpartn: Are you willing to share the number of different people have you had sex with in

Information	[Type= discrete] [Format=numeric] [Range= 0-98] [Missing=*]
Statistics [NW/ W]	[Valid=230 /-] [Invalid=2834 /-]

Value	Label	Cases	Percentage
0	No, I have never had it	0	
1	Yes	0	
2	No	0	
3	Yes, but not sure about the exact age	0	
90	I am not sure	0	
93	Prefer not to answer	230	100.0%
95	Not had sex with this partner in the last 4 weeks	0	
97	N/A	0	
98	Don't know	0	
Sysmiss		2834	

Warning: these figures indicate the number of cases found in the data file. They cannot be interpreted as summary statistics of the population of interest.

# srs\_12mth\_numsexpartn: How many people have you had sex with in the past 12 months (including your husb

Information	[Type= continuous] [Format=numeric] [Range= 0-54] [Missing=*]
Statistics [NW/ W]	[Valid=1320 /-] [Invalid=1744 /-] [Mean=2.244 /-] [StdDev=3.239 /-]

# srs\_share12mth\_numsexpartn: Are you willing to share the number of different people have you had sex with in

Information	[Type= discrete] [Format=numeric] [Range= 0-98] [Missing=*]
Statistics [NW/ W]	[Valid=243 /-] [Invalid=2821 /-]

Value	Label	Cases	Percentage
0	No, I have never had it	0	
1	Yes	0	
2	No	0	
3	Yes, but not sure about the exact age	0	
90	I am not sure	0	
93	Prefer not to answer	166	68.3%
95	Not had sex with this partner in the last 4 weeks	77	31.7%
97	N/A	0	
98	Don't know	0	
Sysmiss		2821	

Warning: these figures indicate the number of cases found in the data file. They cannot be interpreted as summary statistics of the population of interest.

# srs\_12mth\_newsexpartn: Of the number of partners you had in the last 12 months, how many of these partn

Information	[Type= discrete] [Format=character] [Missing=*]
-------------	---

## File : AHRI.DREAMS.MultiLevel.SexualRelatSelFilled.2019.v1

# srs\_12mth\_newsexpartn: Of the number of partners you had in the last 12 months, how many of these partn

Statistics [NW/ W] [Valid=1126 /-] [Invalid=0 /-]

# srs\_numsexrelat: How many sexual relationships are you in at the moment (if you do not know, plea

Information [Type= continuous] [Format=numeric] [Range= 0-1111] [Missing=\*]

Statistics [NW/ W] [Valid=1383 /-] [Invalid=1681 /-] [Mean=3.257 /-] [StdDev=42.363 /-]

# srs\_share\_numsexrelat: Sometimes people have more than one sexual relationship at the same time.

Information [Type= discrete] [Format=numeric] [Range= 0-98] [Missing=\*]

Statistics [NW/ W] [Valid=178 /-] [Invalid=2886 /-]

Value	Label	Cases	Percentage
0	No, I have never had it	0	
1	Yes	0	
2	No	0	
3	Yes, but not sure about the exact age	0	
90	I am not sure	0	
93	Prefer not to answer	178	100.0%
95	Not had sex with this partner in the last 4 weeks	0	
97	N/A	0	
98	Don't know	0	
Sysmiss		2886	

Warning: these figures indicate the number of cases found in the data file. They cannot be interpreted as summary statistics of the population of interest.

# srs\_transsex\_women: In the past 12 months, have you ever had sex with anyone (for a short period of

Information [Type= discrete] [Format=numeric] [Range= 0-98] [Missing=\*]

Statistics [NW/ W] [Valid=427 /-] [Invalid=2637 /-]

Value	Label	Cases	Percentage
0	No, I have never had it	0	
1	Yes	45	10.5%
2	No	353	82.7%
3	Yes, but not sure about the exact age	0	
90	I am not sure	0	
93	Prefer not to answer	29	6.8%
95	Not had sex with this partner in the last 4 weeks	0	
97	N/A	0	
98	Don't know	0	
Sysmiss		2637	

Warning: these figures indicate the number of cases found in the data file. They cannot be interpreted as summary statistics of the population of interest.

# srs\_transsex\_num: In the past 12 months how many different people have you become sexually involve

Information [Type= continuous] [Format=numeric] [Range= -1-99] [Missing=\*]

Statistics [NW/ W] [Valid=1554 /-] [Invalid=1510 /-] [Mean=1.099 /-] [StdDev=4.71 /-]

# srs\_share\_transsex: Are you willing to share with how many different people have you become sexually

Information [Type= discrete] [Format=numeric] [Range= 0-98] [Missing=\*]

Statistics [NW/ W] [Valid=24 /-] [Invalid=3040 /-]

# File : AHRI.DREAMS.MultiLevel.SexualRelatSelFilled.2019.v1

# srs\_share\_transsex: Are you willing to share with how many different people have you become sexually

Value	Label	Cases	Percentage
0	No, I have never had it	18	75.0%
1	Yes	0	
2	No	0	
3	Yes, but not sure about the exact age	0	
90	I am not sure	0	
93	Prefer not to answer	6	25.0%
95	Not had sex with this partner in the last 4 weeks	0	
97	N/A	0	
98	Don't know	0	
Sysmiss		3040	

Warning: these figures indicate the number of cases found in the data file. They cannot be interpreted as summary statistics of the population of interest.

# srs_sexworker: Some people have sex with other people for a living; would you consider yourself			
Information	[Type= discrete] [Format=numeric] [Range= 0-98] [Missing=*]		
Statistics [NW/ W]	[Valid=427 /-] [Invalid=2637 /-]		
Value	Label	Cases	Percentage
0	No, I have never had it	0	
1	Yes	21	<div><div></div></div> 4.9%
2	No	380	<div><div></div></div> 89.0%
3	Yes, but not sure about the exact age	0	
90	I am not sure	0	
93	Prefer not to answer	26	<div><div></div></div> 6.1%
95	Not had sex with this partner in the last 4 weeks	0	
97	N/A	0	
98	Don't know	0	
Sysmiss		2637	
Warning: these figures indicate the number of cases found in the data file. They cannot be interpreted as summary statistics of the population of interest.			
# srs_transsex_men: In the past 12 months have you provided a woman who is not a sex worker with hel			
Information	[Type= discrete] [Format=numeric] [Range= 0-98] [Missing=*]		
Statistics [NW/ W]	[Valid=1109 /-] [Invalid=1955 /-]		
Value	Label	Cases	Percentage
0	No, I have never had it	0	
1	Yes	101	<div><div></div></div> 9.1%
2	No	924	<div><div></div></div> 83.3%
3	Yes, but not sure about the exact age	0	
90	I am not sure	0	
93	Prefer not to answer	84	<div><div></div></div> 7.6%
95	Not had sex with this partner in the last 4 weeks	0	
97	N/A	0	
98	Don't know	0	
Sysmiss		1955	
Warning: these figures indicate the number of cases found in the data file. They cannot be interpreted as summary statistics of the population of interest.			
# srs_usecondom3months: Have you used a condom during sex in the past 3 months?			
Information	[Type= discrete] [Format=numeric] [Range= 0-98] [Missing=*]		
Statistics [NW/ W]	[Valid=1563 /-] [Invalid=1501 /-]		
Value	Label	Cases	Percentage
0	No, I have never had it	195	<div><div></div></div> 12.5%
1	Yes	891	<div><div></div></div> 57.0%
2	No	432	<div><div></div></div> 27.6%
3	Yes, but not sure about the exact age	0	
90	I am not sure	0	
93	Prefer not to answer	45	<div><div></div></div> 2.9%
95	Not had sex with this partner in the last 4 weeks	0	
97	N/A	0	
98	Don't know	0	
Sysmiss		1501	
Warning: these figures indicate the number of cases found in the data file. They cannot be interpreted as summary statistics of the population of interest.			

# srs_usecondomlasttime: Did you use a condom the LAST time you had sex (whether it was forced or agreed)			
Information	[Type= discrete] [Format=numeric] [Range= 0-98] [Missing=*]		
Statistics [NW/ W]	[Valid=1564 /-] [Invalid=1500 /-]		
Value	Label	Cases	Percentage
0	No, I have never had it	0	
1	Yes	938	<div><div></div></div> 60.0%
2	No	572	<div><div></div></div> 36.6%
3	Yes, but not sure about the exact age	0	
90	I am not sure	0	
93	Prefer not to answer	54	<div><div></div></div> 3.5%
95	Not had sex with this partner in the last 4 weeks	0	
97	N/A	0	
98	Don't know	0	
Sysmiss		1500	
Warning: these figures indicate the number of cases found in the data file. They cannot be interpreted as summary statistics of the population of interest.			
# srs_condomless_1month: Have you had any sex without a condom in the last month? (condom less sex)			
Information	[Type= discrete] [Format=numeric] [Range= 0-98] [Missing=*]		
Statistics [NW/ W]	[Valid=1564 /-] [Invalid=1500 /-]		
Value	Label	Cases	Percentage
0	No, I have never had it	0	
1	Yes	791	<div><div></div></div> 50.6%
2	No	702	<div><div></div></div> 44.9%
3	Yes, but not sure about the exact age	0	
90	I am not sure	0	
93	Prefer not to answer	71	<div><div></div></div> 4.5%
95	Not had sex with this partner in the last 4 weeks	0	
97	N/A	0	
98	Don't know	0	
Sysmiss		1500	
Warning: these figures indicate the number of cases found in the data file. They cannot be interpreted as summary statistics of the population of interest.			
# srs_condomless12months: Have you had any sex without a condom in the last 12 months? (condom less sex)			
Information	[Type= discrete] [Format=numeric] [Range= 0-98] [Missing=*]		
Statistics [NW/ W]	[Valid=702 /-] [Invalid=2362 /-]		
Value	Label	Cases	Percentage
0	No, I have never had it	0	
1	Yes	202	<div><div></div></div> 28.8%
2	No	486	<div><div></div></div> 69.2%
3	Yes, but not sure about the exact age	0	
90	I am not sure	0	
93	Prefer not to answer	14	<div><div></div></div> 2.0%
95	Not had sex with this partner in the last 4 weeks	0	
97	N/A	0	
98	Don't know	0	
Sysmiss		2362	
Warning: these figures indicate the number of cases found in the data file. They cannot be interpreted as summary statistics of the population of interest.			

# srs_recnt1_sexin12mths: Have you had sex with this person in the past 12 months? Most recent partner			
<b>Information</b>		[Type= discrete] [Format=numeric] [Range= 0-98] [Missing=*]	
<b>Statistics [NW/ W]</b>		[Valid=0 /-] [Invalid=3064 /-]	
Value	Label	Cases	Percentage
0	No, I have never had it	0	
1	Yes	0	
2	No	0	
3	Yes, but not sure about the exact age	0	
90	I am not sure	0	
93	Prefer not to answer	0	
95	Not had sex with this partner in the last 4 weeks	0	
97	N/A	0	
98	Don't know	0	
Sysmiss		3064	
Warning: these figures indicate the number of cases found in the data file. They cannot be interpreted as summary statistics of the population of interest.			
# srs_recnt1_relationship: When you last had sex with this person, what was your relationship to that perso			
<b>Information</b>		[Type= discrete] [Format=numeric] [Range= 1-93] [Missing=*]	
<b>Statistics [NW/ W]</b>		[Valid=0 /-] [Invalid=3064 /-]	
Value	Label	Cases	Percentage
1	We were married, or in a civil partnership, or living together as a couple	0	
2	We were in a steady relationship	0	
3	We had previously been married or in a civil partnership, or living together as a couple, but were not at that time	0	
4	We had previously been in a steady relationship, but were not at that time	0	
5	We had known each other before, but were not in a steady relationship at that time	0	
6	We did not know each other at that time	0	
93	Prefer not to answer	0	
Sysmiss		3064	
Warning: these figures indicate the number of cases found in the data file. They cannot be interpreted as summary statistics of the population of interest.			
# srs_recnt1_sex_someone: During your relationship with this person, did you have sex with someone else?			
<b>Information</b>		[Type= discrete] [Format=numeric] [Range= 0-98] [Missing=*]	
<b>Statistics [NW/ W]</b>		[Valid=0 /-] [Invalid=3064 /-]	
Value	Label	Cases	Percentage
0	No, I have never had it	0	
1	Yes	0	
2	No	0	
3	Yes, but not sure about the exact age	0	
90	I am not sure	0	
93	Prefer not to answer	0	
95	Not had sex with this partner in the last 4 weeks	0	
97	N/A	0	
98	Don't know	0	
Sysmiss		3064	
Warning: these figures indicate the number of cases found in the data file. They cannot be interpreted as summary statistics of the population of interest.			

# srs_recnt1_currelation: What is your current relationship status with [name]? Most recent partner			
<b>Information</b>		[Type= discrete] [Format=numeric] [Range= 1-98] [Missing=*]	
<b>Statistics [NW/ W]</b>		[Valid=0 /-] [Invalid=3064 /-]	
Value	Label	Cases	Percentage
1	We are still in a relationship and will have sex again	0	
2	Our relationship is not continuing but we might have sex again	0	
3	Our relationship has completely ended	0	
93	Prefer not to answer	0	
98	Don?t know	0	
Sysmiss		3064	
<i>Warning: these figures indicate the number of cases found in the data file. They cannot be interpreted as summary statistics of the population of interest.</i>			
# srs_recnt1_partnwork: What are the main kinds of work/activities [name] does/has done over the last 12			
<b>Information</b>		[Type= discrete] [Format=numeric] [Range= 1-98] [Missing=*]	
<b>Statistics [NW/ W]</b>		[Valid=0 /-] [Invalid=3064 /-]	
Value	Label	Cases	Percentage
1	Full-time employment	0	
2	No, Not employeeed	0	
3	Part-time employment	0	
4	Studying	0	
93	Prefer not to answer	0	
98	Don't know	0	
Sysmiss		3064	
<i>Warning: these figures indicate the number of cases found in the data file. They cannot be interpreted as summary statistics of the population of interest.</i>			
# srs_recnt1_highlevledu: What was the highest level of education of [name]? Most recent partner			
<b>Information</b>		[Type= discrete] [Format=numeric] [Range= 0-98] [Missing=*]	
<b>Statistics [NW/ W]</b>		[Valid=0 /-] [Invalid=3064 /-]	
Value	Label	Cases	Percentage
0	None	0	
1	Some primary	0	
2	Some secondary	0	
3	Completed secondary/matrikulated	0	
4	Certificate	0	
5	Diploma	0	
6	Bachelors degree	0	
7	Bachelors + Diploma	0	
8	Honours	0	
93	Prefer not to answer	0	
98	Don't know	0	
Sysmiss		3064	
<i>Warning: these figures indicate the number of cases found in the data file. They cannot be interpreted as summary statistics of the population of interest.</i>			
# srs_recnt1_timeago: How long ago did you first have sex with this person (if you do not know, please			
<b>Information</b>		[Type= discrete] [Format=numeric] [Missing=*]	
<b>Statistics [NW/ W]</b>		[Valid=0 /-] [Invalid=3064 /-]	

# srs_recnt1_timeago: How long ago did you first have sex with this person (if you do not know, please			
Value	Label	Cases	Percentage
Sysmiss		3064	
Warning: these figures indicate the number of cases found in the data file. They cannot be interpreted as summary statistics of the population of interest.			
# srs_recnt1_sharetimeago: Are you willing to share long ago did you first have sex with this person? Most			
Information	[Type= discrete] [Format=numeric] [Range= 0-98] [Missing=*]		
Statistics [NW/ W]	[Valid=0 /-] [Invalid=3064 /-]		
Value	Label	Cases	Percentage
0	No, I have never had it	0	
1	Yes	0	
2	No	0	
3	Yes, but not sure about the exact age	0	
90	I am not sure	0	
93	Prefer not to answer	0	
95	Not had sex with this partner in the last 4 weeks	0	
97	N/A	0	
98	Don't know	0	
Sysmiss		3064	
Warning: these figures indicate the number of cases found in the data file. They cannot be interpreted as summary statistics of the population of interest.			
# srs_recnt1_timeagounit: Is value in. Most recent partner			
Information	[Type= discrete] [Format=numeric] [Range= 1-4] [Missing=*]		
Statistics [NW/ W]	[Valid=0 /-] [Invalid=3064 /-]		
Value	Label	Cases	Percentage
1	Days	0	
2	Weeks	0	
3	Months	0	
4	Years	0	
Sysmiss		3064	
Warning: these figures indicate the number of cases found in the data file. They cannot be interpreted as summary statistics of the population of interest.			
# srs_recnt1_lasttime: When was the last time you had sex with this person (if you do not know, please			
Information	[Type= discrete] [Format=numeric] [Missing=*]		
Statistics [NW/ W]	[Valid=0 /-] [Invalid=3064 /-]		
Value	Label	Cases	Percentage
Sysmiss		3064	
Warning: these figures indicate the number of cases found in the data file. They cannot be interpreted as summary statistics of the population of interest.			
# srs_recnt1_sharelasttime: Are you willing to share when was the last time you had sex with this person? Mo			
Information	[Type= discrete] [Format=numeric] [Range= 0-98] [Missing=*]		
Statistics [NW/ W]	[Valid=0 /-] [Invalid=3064 /-]		
Value	Label	Cases	Percentage
0	No, I have never had it	0	
1	Yes	0	
2	No	0	
3	Yes, but not sure about the exact age	0	
90	I am not sure	0	

# srs_recnt1_sharelasttime: Are you willing to share when was the last time you had sex with this person? Mo			
Value	Label	Cases	Percentage
93	Prefer not to answer	0	
95	Not had sex with this partner in the last 4 weeks	0	
97	N/A	0	
98	Don't know	0	
Sysmiss		3064	
Warning: these figures indicate the number of cases found in the data file. They cannot be interpreted as summary statistics of the population of interest.			
# srs_recnt1_lasttimeunit: Is value in. Most recent partner			
Information	[Type= discrete] [Format=numeric] [Range= 1-4] [Missing=*]		
Statistics [NW/ W]	[Valid=0 /-] [Invalid=3064 /-]		
Value	Label	Cases	Percentage
1	Days	0	
2	Weeks	0	
3	Months	0	
4	Years	0	
Sysmiss		3064	
Warning: these figures indicate the number of cases found in the data file. They cannot be interpreted as summary statistics of the population of interest.			
# srs_recnt1_personage: How old is this person (if you do not know, please make your best guess)? [in ye			
Information	[Type= discrete] [Format=numeric] [Missing=*]		
Statistics [NW/ W]	[Valid=0 /-] [Invalid=3064 /-]		
Value	Label	Cases	Percentage
Sysmiss		3064	
Warning: these figures indicate the number of cases found in the data file. They cannot be interpreted as summary statistics of the population of interest.			
# srs_recnt1_shareage: Are you willing to share the age of this person? Most recent partner			
Information	[Type= discrete] [Format=numeric] [Range= 0-98] [Missing=*]		
Statistics [NW/ W]	[Valid=0 /-] [Invalid=3064 /-]		
Value	Label	Cases	Percentage
0	No, I have never had it	0	
1	Yes	0	
2	No	0	
3	Yes, but not sure about the exact age	0	
90	I am not sure	0	
93	Prefer not to answer	0	
95	Not had sex with this partner in the last 4 weeks	0	
97	N/A	0	
98	Don't know	0	
Sysmiss		3064	
Warning: these figures indicate the number of cases found in the data file. They cannot be interpreted as summary statistics of the population of interest.			
# srs_recnt1_hhmember: Is this person a member of this household? Most recent partner			
Information	[Type= discrete] [Format=numeric] [Range= 0-98] [Missing=*]		
Statistics [NW/ W]	[Valid=0 /-] [Invalid=3064 /-]		
Value	Label	Cases	Percentage
0	No, I have never had it	0	

# srs_recnt1_hhmember: Is this person a member of this household? Most recent partner			
Value	Label	Cases	Percentage
1	Yes	0	
2	No	0	
3	Yes, but not sure about the exact age	0	
90	I am not sure	0	
93	Prefer not to answer	0	
95	Not had sex with this partner in the last 4 weeks	0	
97	N/A	0	
98	Don't know	0	
Sysmiss		3064	
Warning: these figures indicate the number of cases found in the data file. They cannot be interpreted as summary statistics of the population of interest.			
# srs_recnt1_personreside: Where does this person normally reside? Most recent partner			
Information	[Type= discrete] [Format=numeric] [Range= 1-98] [Missing=*]		
Statistics [NW/ W]	[Valid=0 /-] [Invalid=3064 /-]		
Value	Label	Cases	Percentage
1	Same house	0	
2	Same community	0	
3	Outside the district, but in the Mpukunyoni area	0	
4	Outside the Mpukunyoni area but in Hlabisa District	0	
5	Outside the Hlabisa District but inside KwaZulu-Natal	0	
6	Outside of KwaZulu-Natal	0	
93	Prefer not to answer	0	
98	Don't know	0	
Sysmiss		3064	
Warning: these figures indicate the number of cases found in the data file. They cannot be interpreted as summary statistics of the population of interest.			
# srs_recnt1_isigodi: In which Isigodi does this person normally reside? Most recent partner			
Information	[Type= discrete] [Format=numeric] [Range= 1-98] [Missing=*]		
Statistics [NW/ W]	[Valid=0 /-] [Invalid=3064 /-]		
Value	Label	Cases	Percentage
1	Ebaswazini	0	
2	Esiyembeni	0	
3	Gunjaneni	0	
4	Kwahoho	0	
5	KwaMsane township	0	
6	KwaMsane reserve	0	
10	Macambini	0	
11	Machibini	0	
12	Mahunjini	0	
13	Mapheleni	0	
14	Mshaya	0	
15	Myeki	0	
16	Nkolokotho	0	
17	Nkombose	0	
18	Nomathiya	0	
19	Nqopheni	0	

# srs_recnt1_isigodi: In which Isigodi does this person normally reside? Most recent partner			
Value	Label	Cases	Percentage
20	Ogengele	0	
21	Ophaphasi	0	
22	Makhambane	0	
23	Nsolweni	0	
24	Ophondweni	0	
25	Madwaleni	0	
26	Mfekayi	0	
27	Mvutshini	0	
28	Nkundusi	0	
29	Qakwini	0	
30	Shikishela	0	
31	Nompondo	0	
93	Prefer not to answer	0	
96	Other	0	
98	Don't know	0	
Sysmiss		3064	
Warning: these figures indicate the number of cases found in the data file. They cannot be interpreted as summary statistics of the population of interest.			
# srs_recnt1_lastconduse: Did you use a condom the last time you had sex with this person? Most recent par			
Information	[Type= discrete] [Format=numeric] [Range= 0-98] [Missing=*]		
Statistics [NW/ W]	[Valid=0 /-] [Invalid=3064 /-]		
Value	Label	Cases	Percentage
0	No, I have never had it	0	
1	Yes	0	
2	No	0	
3	Yes, but not sure about the exact age	0	
90	I am not sure	0	
93	Prefer not to answer	0	
95	Not had sex with this partner in the last 4 weeks	0	
97	N/A	0	
98	Don't know	0	
Sysmiss		3064	
Warning: these figures indicate the number of cases found in the data file. They cannot be interpreted as summary statistics of the population of interest.			
# srs_recnt1_buylastcondom: If yes, who brought the condom the last time you had sex with [name]? Most recen			
Information	[Type= discrete] [Format=numeric] [Range= 1-98] [Missing=*]		
Statistics [NW/ W]	[Valid=0 /-] [Invalid=3064 /-]		
Value	Label	Cases	Percentage
1	Respondent	0	
2	Partner	0	
93	Prefer not to answer	0	
98	Don?t remember	0	
Sysmiss		3064	
Warning: these figures indicate the number of cases found in the data file. They cannot be interpreted as summary statistics of the population of interest.			

# srs_recnt1_whyastcondom: If no, why did you or [name] NOT use a condom? (last sex) Most recent partner			
Information		[Type= discrete] [Format=numeric] [Range= 1-98] [Missing=*]	
Statistics [NW/ W]		[Valid=0 /-] [Invalid=3064 /-]	
Value	Label	Cases	Percentage
1	I don't like condoms/interfere with pleasure	0	
2	My partner does not like condoms/ interfere with pleasure	0	
3	We did not have a condom/condom not available/no money	0	
4	I have no control over condom use/I was afraid of violence if suggested condoms	0	
5	I trust my partner	0	
6	I know my partner is HIV negative	0	
7	I was too drunk/My partner was too drunk	0	
8	Because he is circumcised	0	
9	I/my partner is trying to have a baby	0	
10	Because I/my partner is taking ART	0	
11	Religious reasons	0	
93	Prefer not to answer	0	
98	Don't know	0	
Sysmiss		3064	
Warning: these figures indicate the number of cases found in the data file. They cannot be interpreted as summary statistics of the population of interest.			
# srs_recnt1_firstconduse: The first time you had sex with [name], did you/your partner use a male or femal			
Information		[Type= discrete] [Format=numeric] [Range= 0-98] [Missing=*]	
Statistics [NW/ W]		[Valid=0 /-] [Invalid=3064 /-]	
Value	Label	Cases	Percentage
0	No, I have never had it	0	
1	Yes	0	
2	No	0	
3	Yes, but not sure about the exact age	0	
90	I am not sure	0	
93	Prefer not to answer	0	
95	Not had sex with this partner in the last 4 weeks	0	
97	N/A	0	
98	Don't know	0	
Sysmiss		3064	
Warning: these figures indicate the number of cases found in the data file. They cannot be interpreted as summary statistics of the population of interest.			
# srs_recnt1_buyfirstcondom: If yes, who brought the condom the first time you had sex with [name]? Most rece			
Information		[Type= discrete] [Format=numeric] [Range= 1-98] [Missing=*]	
Statistics [NW/ W]		[Valid=0 /-] [Invalid=3064 /-]	
Value	Label	Cases	Percentage
1	Respondent	0	
2	Partner	0	
93	Prefer not to answer	0	
98	Don't remember	0	
Sysmiss		3064	
Warning: these figures indicate the number of cases found in the data file. They cannot be interpreted as summary statistics of the population of interest.			

# srs_recnt1_whyfirstcondom: If no, why did you or [name] NOT use a condom? (first sex) Most recent partner			
Information	[Type= discrete] [Format=numeric] [Range= 1-98] [Missing=*]		
Statistics [NW/ W]	[Valid=0 /-] [Invalid=3064 /-]		
Value	Label	Cases	Percentage
1	I don't like condoms/interfere with pleasure	0	
2	My partner does not like condoms/ interfere with pleasure	0	
3	We did not have a condom/condom not available/no money	0	
4	I have no control over condom use/I was afraid of violence if suggested condoms	0	
5	I trust my partner	0	
6	I know my partner is HIV negative	0	
7	I was too drunk/My partner was too drunk	0	
8	Because he is circumcised	0	
9	I/my partner is trying to have a baby	0	
10	Because I/my partner is taking ART	0	
11	Religious reasons	0	
93	Prefer not to answer	0	
98	Don't know	0	
Sysmiss		3064	
Warning: these figures indicate the number of cases found in the data file. They cannot be interpreted as summary statistics of the population of interest.			
# srs_recnt1_freqconduse: How often have you and [name] used male or female condoms? Most recent partner			
Information	[Type= discrete] [Format=numeric] [Range= 1-93] [Missing=*]		
Statistics [NW/ W]	[Valid=0 /-] [Invalid=3064 /-]		
Value	Label	Cases	Percentage
1	All of the time	0	
2	Sometimes	0	
3	Never	0	
93	Prefer not to answer	0	
Sysmiss		3064	
Warning: these figures indicate the number of cases found in the data file. They cannot be interpreted as summary statistics of the population of interest.			
# srs_recnt1_alcoholbefore: Did you drink alcohol before the last time you had sex with [name]? Most recent			
Information	[Type= discrete] [Format=numeric] [Range= 0-98] [Missing=*]		
Statistics [NW/ W]	[Valid=0 /-] [Invalid=3064 /-]		
Value	Label	Cases	Percentage
0	No, I have never had it	0	
1	Yes	0	
2	No	0	
3	Yes, but not sure about the exact age	0	
90	I am not sure	0	
93	Prefer not to answer	0	
95	Not had sex with this partner in the last 4 weeks	0	
97	N/A	0	
98	Don't know	0	
Sysmiss		3064	
Warning: these figures indicate the number of cases found in the data file. They cannot be interpreted as summary statistics of the population of interest.			

# srs_recnt1_giftlast: The last time you had sex with [name], did you give or were you given a gift in			
Information		[Type= discrete] [Format=numeric] [Range= 1-93] [Missing=*]	
Statistics [NW/ W]		[Valid=0 /-] [Invalid=3064 /-]	
Value	Label	Cases	Percentage
1	Yes, I received gift	0	
2	No, I did not give or receive gift	0	
3	Yes, I gave gift	0	
93	Prefer not to answer	0	
Sysmiss		3064	
Warning: these figures indicate the number of cases found in the data file. They cannot be interpreted as summary statistics of the population of interest.			
# srs_recnt1_moneylast: The last time you had sex with [name], did you give or were you given money in o			
Information		[Type= discrete] [Format=numeric] [Range= 1-93] [Missing=*]	
Statistics [NW/ W]		[Valid=0 /-] [Invalid=3064 /-]	
Value	Label	Cases	Percentage
1	Yes, I received money	0	
2	No, I did not give or receive money	0	
3	Yes, I gave money	0	
93	Prefer not to answer	0	
Sysmiss		3064	
Warning: these figures indicate the number of cases found in the data file. They cannot be interpreted as summary statistics of the population of interest.			
# srs_recnt1_numsex4wks: Over the past four weeks, how many times have you had sex with this person? Most			
Information		[Type= discrete] [Format=numeric] [Missing=*]	
Statistics [NW/ W]		[Valid=0 /-] [Invalid=3064 /-]	
Value	Label	Cases	Percentage
Sysmiss		3064	
Warning: these figures indicate the number of cases found in the data file. They cannot be interpreted as summary statistics of the population of interest.			
# srs_recnt1_sharenumsex4wks: Are you willing to share the number of times you had sex with this person over t			
Information		[Type= discrete] [Format=numeric] [Range= 0-98] [Missing=*]	
Statistics [NW/ W]		[Valid=0 /-] [Invalid=3064 /-]	
Value	Label	Cases	Percentage
0	No, I have never had it	0	
1	Yes	0	
2	No	0	
3	Yes, but not sure about the exact age	0	
90	I am not sure	0	
93	Prefer not to answer	0	
95	Not had sex with this partner in the last 4 weeks	0	
97	N/A	0	
98	Don't know	0	
Sysmiss		3064	
Warning: these figures indicate the number of cases found in the data file. They cannot be interpreted as summary statistics of the population of interest.			
# srs_recnt1_knwpartnstatus: Do you know the HIV status of [name]? Most recent partner			
Information		[Type= discrete] [Format=numeric] [Range= 0-98] [Missing=*]	
Statistics [NW/ W]		[Valid=0 /-] [Invalid=3064 /-]	

# srs_recnt1_knwpartnstatus: Do you know the HIV status of [name]? Most recent partner			
Value	Label	Cases	Percentage
0	No, I have never had it	0	
1	Yes	0	
2	No	0	
3	Yes, but not sure about the exact age	0	
90	I am not sure	0	
93	Prefer not to answer	0	
95	Not had sex with this partner in the last 4 weeks	0	
97	N/A	0	
98	Don't know	0	
Sysmiss		3064	
Warning: these figures indicate the number of cases found in the data file. They cannot be interpreted as summary statistics of the population of interest.			
# srs_recnt1_partnstatus: What is the HIV status of [name]? Most recent partner			
Information		[Type= discrete] [Format=numeric] [Range= 0-93] [Missing=*]	
Statistics [NW/ W]		[Valid=0 /-] [Invalid=3064 /-]	
Value	Label	Cases	Percentage
0	Partner is Negative	0	
1	Partner is Positive	0	
93	Prefer not to answer	0	
Sysmiss		3064	
Warning: these figures indicate the number of cases found in the data file. They cannot be interpreted as summary statistics of the population of interest.			
# srs_recnt1_howknowstatus: How did you find out their HIV status? Most recent partner			
Information		[Type= discrete] [Format=numeric] [Range= 1-96] [Missing=*]	
Statistics [NW/ W]		[Valid=0 /-] [Invalid=3064 /-]	
Value	Label	Cases	Percentage
1	Partner told me	0	
2	We tested together	0	
3	I saw/heard about the results another way	0	
5	I just know	0	
93	I prefer not to answer	0	
96	Other	0	
Sysmiss		3064	
Warning: these figures indicate the number of cases found in the data file. They cannot be interpreted as summary statistics of the population of interest.			
# srs_recnt1_knowstat_oth: Please specify details on other way you find out about the person's HIV status?			
Information		[Type= discrete] [Format=character] [Missing=*]	
Statistics [NW/ W]		[Valid=0 /-] [Invalid=0 /-]	
# srs_recnt1_partn_onart: Do you know if [name]is taking ART? Most recent partner			
Information		[Type= discrete] [Format=numeric] [Range= 0-98] [Missing=*]	
Statistics [NW/ W]		[Valid=0 /-] [Invalid=3064 /-]	
Value	Label	Cases	Percentage
0	No, I have never had it	0	
1	Yes	0	
2	No	0	

# srs_recnt1_partn_onart: Do you know if [name]is taking ART? Most recent partner			
Value	Label	Cases	Percentage
3	Yes, but not sure about the exact age	0	
90	I am not sure	0	
93	Prefer not to answer	0	
95	Not had sex with this partner in the last 4 weeks	0	
97	N/A	0	
98	Don't know	0	
Sysmiss		3064	
Warning: these figures indicate the number of cases found in the data file. They cannot be interpreted as summary statistics of the population of interest.			
# srs_recnt1_knowyourhivstat: Does this person know your current HIV status? Most recent partner			
Information	[Type= discrete] [Format=numeric] [Range= 0-98] [Missing=*]		
Statistics [NW/ W]	[Valid=0 /-] [Invalid=3064 /-]		
Value	Label	Cases	Percentage
0	No, I have never had it	0	
1	Yes	0	
2	No	0	
3	Yes, but not sure about the exact age	0	
90	I am not sure	0	
93	Prefer not to answer	0	
95	Not had sex with this partner in the last 4 weeks	0	
97	N/A	0	
98	Don't know	0	
Sysmiss		3064	
Warning: these figures indicate the number of cases found in the data file. They cannot be interpreted as summary statistics of the population of interest.			
# srs_recnt1_takeprep: During your relationship with [name] in the past year, did you take PrEP to prev			
Information	[Type= discrete] [Format=numeric] [Range= 0-98] [Missing=*]		
Statistics [NW/ W]	[Valid=0 /-] [Invalid=3064 /-]		
Value	Label	Cases	Percentage
0	No, I have never had it	0	
1	Yes	0	
2	No	0	
3	Yes, but not sure about the exact age	0	
90	I am not sure	0	
93	Prefer not to answer	0	
95	Not had sex with this partner in the last 4 weeks	0	
97	N/A	0	
98	Don't know	0	
Sysmiss		3064	
Warning: these figures indicate the number of cases found in the data file. They cannot be interpreted as summary statistics of the population of interest.			
# srs_recnt1_no_prepreas: Why did you decide not to take PrEP? Most recent partner			
Information	[Type= discrete] [Format=numeric] [Range= 1-96] [Missing=*]		
Statistics [NW/ W]	[Valid=0 /-] [Invalid=3064 /-]		
Value	Label	Cases	Percentage
1	I do not know about it	0	

# srs_recnt1_no_prepreas: Why did you decide not to take PrEP? Most recent partner			
Value	Label	Cases	Percentage
2	I do not feel that I need it	0	
3	I am worried about its side effects or safety	0	
4	It is inconvenient to go through the process at the clinic	0	
93	I prefer not to answer	0	
96	Other	0	
Sysmiss		3064	
Warning: these figures indicate the number of cases found in the data file. They cannot be interpreted as summary statistics of the population of interest.			
# srs_recnt1_no_prepoth: Please specify other reason for not taking PREP. Most recent partner			
Information	[Type= discrete] [Format=character] [Missing=*]		
Statistics [NW/ W]	[Valid=0 /-] [Invalid=0 /-]		
# srs_recnt1_patnr_othsex: Over the past 12 months, during your relationships with X do you know or suspect			
Information	[Type= discrete] [Format=numeric] [Range= 1-98] [Missing=*]		
Statistics [NW/ W]	[Valid=0 /-] [Invalid=3064 /-]		
Value	Label	Cases	Percentage
1	Yes- I know with another spouse	0	
2	No, I know this partner did not have other partners	0	
3	Yes- I know with another partner or partners	0	
4	Yes- I believe there was another partner or partners	0	
93	Prefer not to answer	0	
98	Don't know	0	
Sysmiss		3064	
Warning: these figures indicate the number of cases found in the data file. They cannot be interpreted as summary statistics of the population of interest.			
# srs_recnt2_sexin12mths: Have you had sex with this person in the past 12 months? Second most recent part			
Information	[Type= discrete] [Format=numeric] [Range= 0-98] [Missing=*]		
Statistics [NW/ W]	[Valid=546 /-] [Invalid=2518 /-]		
Value	Label	Cases	Percentage
0	No, I have never had it	0	
1	Yes	308	<div><div></div></div> 56.4%
2	No	146	<div><div></div></div> 26.7%
3	Yes, but not sure about the exact age	0	
90	I am not sure	0	
93	Prefer not to answer	82	<div><div></div></div> 15.0%
95	Not had sex with this partner in the last 4 weeks	0	
97	N/A	0	
98	Don't know	10	<div><div></div></div> 1.8%
Sysmiss		2518	
Warning: these figures indicate the number of cases found in the data file. They cannot be interpreted as summary statistics of the population of interest.			
# srs_recnt2_relationship: When you last had sex with this person, what was your relationship to that perso			
Information	[Type= discrete] [Format=numeric] [Range= 1-93] [Missing=*]		
Statistics [NW/ W]	[Valid=308 /-] [Invalid=2756 /-]		
Value	Label	Cases	Percentage
1	We were married, or in a civil partnership, or living together as a couple	19	<div><div></div></div> 6.2%

# srs_recnt2_relationship: When you last had sex with this person, what was your relationship to that perso			
Value	Label	Cases	Percentage
2	We were in a steady relationship	233	<div><div></div></div> 75.6%
3	We had previously been married or in a civil partnership, or living together as a couple, but were not at that time	3	<div><div></div></div> 1.0%
4	We had previously been in a steady relationship, but were not at that time	24	<div><div></div></div> 7.8%
5	We had known each other before, but were not in a steady relationship at that time	8	<div><div></div></div> 2.6%
6	We did not know each other at that time	4	<div><div></div></div> 1.3%
93	Prefer not to answer	17	<div><div></div></div> 5.5%
Sysmiss		2756	
Warning: these figures indicate the number of cases found in the data file. They cannot be interpreted as summary statistics of the population of interest.			
# srs_recnt2_sex_someone: During your relationship with this person, did you have sex with someone else?			
Information	[Type= discrete] [Format=numeric] [Range= 0-98] [Missing=*]		
Statistics [NW/ W]	[Valid=308 /-] [Invalid=2756 /-]		
Value	Label	Cases	Percentage
0	No, I have never had it	0	
1	Yes	179	<div><div></div></div> 58.1%
2	No	118	<div><div></div></div> 38.3%
3	Yes, but not sure about the exact age	0	
90	I am not sure	0	
93	Prefer not to answer	5	<div><div></div></div> 1.6%
95	Not had sex with this partner in the last 4 weeks	0	
97	N/A	0	
98	Don't know	6	<div><div></div></div> 1.9%
Sysmiss		2756	
Warning: these figures indicate the number of cases found in the data file. They cannot be interpreted as summary statistics of the population of interest.			
# srs_recnt2_currelation: What is your current relationship status with [name]? Second most recent partne			
Information	[Type= discrete] [Format=numeric] [Range= 1-98] [Missing=*]		
Statistics [NW/ W]	[Valid=308 /-] [Invalid=2756 /-]		
Value	Label	Cases	Percentage
1	We are still in a relationship and will have sex again	194	<div><div></div></div> 63.0%
2	Our relationship is not continuing but we might have sex again	29	<div><div></div></div> 9.4%
3	Our relationship has completely ended	35	<div><div></div></div> 11.4%
93	Prefer not to answer	19	<div><div></div></div> 6.2%
98	Don?t know	31	<div><div></div></div> 10.1%
Sysmiss		2756	
Warning: these figures indicate the number of cases found in the data file. They cannot be interpreted as summary statistics of the population of interest.			
# srs_recnt2_partnwork: What are the main kinds of work/activities [name] does/has done over the last 12			
Information	[Type= discrete] [Format=numeric] [Range= 1-98] [Missing=*]		
Statistics [NW/ W]	[Valid=308 /-] [Invalid=2756 /-]		
Value	Label	Cases	Percentage
1	Full-time employment	57	<div><div></div></div> 18.5%
2	No, Not employeeed	98	<div><div></div></div> 31.8%
3	Part-time employment	29	<div><div></div></div> 9.4%

# srs\_recnt2\_partnwork: What are the main kinds of work/activities [name] does/has done over the last 12

Value	Label	Cases	Percentage
4	Studying	100	<div></div> 32.5%
93	Prefer not to answer	0	
98	Don't know	24	<div></div> 7.8%
Sysmiss		2756	

*Warning: these figures indicate the number of cases found in the data file. They cannot be interpreted as summary statistics of the population of interest.*

# srs_recnt2_highlevledu: What was the highest level of education of [name]? Second most recent partner			
Information		[Type= discrete] [Format=numeric] [Range= 0-98] [Missing=*]	
Statistics [NW/ W]		[Valid=308 -/] [Invalid=2756 -/]	
Value	Label	Cases	Percentage
0	None	4	<div><div></div></div> 1.3%
1	Some primary	5	<div><div></div></div> 1.6%
2	Some secondary	115	<div><div></div></div> 37.3%
3	Completed secondary/matrikulated	122	<div><div></div></div> 39.6%
4	Certificate	5	<div><div></div></div> 1.6%
5	Diploma	13	<div><div></div></div> 4.2%
6	Bachelors degree	15	<div><div></div></div> 4.9%
7	Bachelors + Diploma	1	<div><div></div></div> 0.3%
8	Honours	1	<div><div></div></div> 0.3%
93	Prefer not to answer	6	<div><div></div></div> 1.9%
98	Don't know	21	<div><div></div></div> 6.8%
Sysmiss		2756	
Warning: these figures indicate the number of cases found in the data file. They cannot be interpreted as summary statistics of the population of interest.			
# srs_recnt2_timeago: How long ago did you first have sex with this person (if you do not know, please			
Information		[Type= continuous] [Format=numeric] [Range= 0-67] [Missing=*]	
Statistics [NW/ W]		[Valid=271 -/] [Invalid=2793 -/] [Mean=5.48 -/] [StdDev=6.118 -/]	
# srs_recnt2_sharetimeago: Are you willing to share long ago did you first have sex with this person? Secon			
Information		[Type= discrete] [Format=numeric] [Range= 0-98] [Missing=*]	
Statistics [NW/ W]		[Valid=37 -/] [Invalid=3027 -/]	
Value	Label	Cases	Percentage
0	No, I have never had it	0	
1	Yes	0	
2	No	0	
3	Yes, but not sure about the exact age	0	
90	I am not sure	0	
93	Prefer not to answer	8	<div><div></div></div> 21.6%
95	Not had sex with this partner in the last 4 weeks	0	
97	N/A	0	
98	Don't know	29	<div><div></div></div> 78.4%
Sysmiss		3027	
Warning: these figures indicate the number of cases found in the data file. They cannot be interpreted as summary statistics of the population of interest.			
# srs_recnt2_timeagounit: Is value in. Second most recent partner			
Information		[Type= discrete] [Format=numeric] [Range= 1-4] [Missing=*]	
Statistics [NW/ W]		[Valid=271 -/] [Invalid=2793 -/]	
Value	Label	Cases	Percentage
1	Days	34	<div><div></div></div> 12.5%
2	Weeks	27	<div><div></div></div> 10.0%
3	Months	93	<div><div></div></div> 34.3%
4	Years	117	<div><div></div></div> 43.2%
Sysmiss		2793	
Warning: these figures indicate the number of cases found in the data file. They cannot be interpreted as summary statistics of the population of interest.			

# srs_recnt2_lasttime: When was the last time you had sex with this person (if you do not know, please			
Information		[Type= continuous] [Format=numeric] [Range= 0-2018] [Missing=*]	
Statistics [NW/ W]		[Valid=269 /-] [Invalid=2795 /-] [Mean=25.71 /-] [StdDev=211.999 /-]	
# srs_recnt2_sharelasttime: Are you willing to share when was the last time you had sex with this person? Se			
Information		[Type= discrete] [Format=numeric] [Range= 0-98] [Missing=*]	
Statistics [NW/ W]		[Valid=39 /-] [Invalid=3025 /-]	
Value	Label	Cases	Percentage
0	No, I have never had it	0	
1	Yes	0	
2	No	0	
3	Yes, but not sure about the exact age	0	
90	I am not sure	0	
93	Prefer not to answer	12	30.8%
95	Not had sex with this partner in the last 4 weeks	0	
97	N/A	0	
98	Don't know	27	69.2%
Sysmiss		3025	
Warning: these figures indicate the number of cases found in the data file. They cannot be interpreted as summary statistics of the population of interest.			
# srs_recnt2_lasttimeunit: Is value in. Second most recent partner			
Information		[Type= discrete] [Format=numeric] [Range= 1-4] [Missing=*]	
Statistics [NW/ W]		[Valid=267 /-] [Invalid=2797 /-]	
Value	Label	Cases	Percentage
1	Days	60	22.5%
2	Weeks	77	28.8%
3	Months	109	40.8%
4	Years	21	7.9%
Sysmiss		2797	
Warning: these figures indicate the number of cases found in the data file. They cannot be interpreted as summary statistics of the population of interest.			
# srs_recnt2_personage: How old is this person (if you do not know, please make your best guess)? [in ye			
Information		[Type= continuous] [Format=numeric] [Range= 1-40] [Missing=*]	
Statistics [NW/ W]		[Valid=284 /-] [Invalid=2780 /-] [Mean=21.447 /-] [StdDev=7.573 /-]	
# srs_recnt2_shareage: Are you willing to share the age of this person? Second most recent partner			
Information		[Type= discrete] [Format=numeric] [Range= 0-98] [Missing=*]	
Statistics [NW/ W]		[Valid=24 /-] [Invalid=3040 /-]	
Value	Label	Cases	Percentage
0	No, I have never had it	0	
1	Yes	0	
2	No	0	
3	Yes, but not sure about the exact age	0	
90	I am not sure	0	
93	Prefer not to answer	5	20.8%
95	Not had sex with this partner in the last 4 weeks	0	
97	N/A	0	
98	Don't know	19	79.2%

# srs_recnt2_shareage: Are you willing to share the age of this person? Second most recent partner			
Value	Label	Cases	Percentage
Sysmiss		3040	
Warning: these figures indicate the number of cases found in the data file. They cannot be interpreted as summary statistics of the population of interest.			
# srs_recnt2_hhmember: Is this person a member of this household? Second most recent partner			
Information	[Type= discrete] [Format=numeric] [Range= 0-98] [Missing=*]		
Statistics [NW/ W]	[Valid=307 /-] [Invalid=2757 /-]		
Value	Label	Cases	Percentage
0	No, I have never had it	0	
1	Yes	19	<div><div></div></div> 6.2%
2	No	274	<div><div></div></div> 89.3%
3	Yes, but not sure about the exact age	0	
90	I am not sure	0	
93	Prefer not to answer	10	<div><div></div></div> 3.3%
95	Not had sex with this partner in the last 4 weeks	0	
97	N/A	0	
98	Don't know	4	<div><div></div></div> 1.3%
Sysmiss		2757	
Warning: these figures indicate the number of cases found in the data file. They cannot be interpreted as summary statistics of the population of interest.			
# srs_recnt2_personreside: Where does this person normally reside? Second most recent partner			
Information	[Type= discrete] [Format=numeric] [Range= 1-98] [Missing=*]		
Statistics [NW/ W]	[Valid=308 /-] [Invalid=2756 /-]		
Value	Label	Cases	Percentage
1	Same house	7	<div><div></div></div> 2.3%
2	Same community	133	<div><div></div></div> 43.2%
3	Outside the district, but in the Mpukunyoni area	102	<div><div></div></div> 33.1%
4	Outside the Mpukunyoni area but in Hlabisa District	21	<div><div></div></div> 6.8%
5	Outside the Hlabisa District but inside KwaZulu-Natal	28	<div><div></div></div> 9.1%
6	Outside of KwaZulu-Natal	5	<div><div></div></div> 1.6%
93	Prefer not to answer	6	<div><div></div></div> 1.9%
98	Don't know	6	<div><div></div></div> 1.9%
Sysmiss		2756	
Warning: these figures indicate the number of cases found in the data file. They cannot be interpreted as summary statistics of the population of interest.			
# srs_recnt2_isigodi: In which Isigodi does this person normally reside? Second most recent partner			
Information	[Type= discrete] [Format=numeric] [Range= 1-98] [Missing=*]		
Statistics [NW/ W]	[Valid=102 /-] [Invalid=2962 /-]		
Value	Label	Cases	Percentage
1	Ebaswazini	3	<div><div></div></div> 2.9%
2	Esiyembeni	3	<div><div></div></div> 2.9%
3	Gunjaneni	4	<div><div></div></div> 3.9%
4	Kwahoho	1	<div><div></div></div> 1.0%
5	KwaMsane township	12	<div><div></div></div> 11.8%
6	KwaMsane reserve	9	<div><div></div></div> 8.8%
10	Macambini	0	
11	Machibini	9	<div><div></div></div> 8.8%

# srs_recnt2_isigodi: In which Isigodi does this person normally reside? Second most recent partner			
Value	Label	Cases	Percentage
12	Mahunjini	0	
13	Mapheleni	2	<div><div></div></div> 2.0%
14	Mshaya	0	
15	Myeki	3	<div><div></div></div> 2.9%
16	Nkolokotho	3	<div><div></div></div> 2.9%
17	Nkombose	6	<div><div></div></div> 5.9%
18	Nomathiya	1	<div><div></div></div> 1.0%
19	Nqopheni	3	<div><div></div></div> 2.9%
20	Ogengele	4	<div><div></div></div> 3.9%
21	Ophaphasi	5	<div><div></div></div> 4.9%
22	Makhambane	1	<div><div></div></div> 1.0%
23	Nsolweni	1	<div><div></div></div> 1.0%
24	Ophondweni	7	<div><div></div></div> 6.9%
25	Madwaleni	3	<div><div></div></div> 2.9%
26	Mfekayi	4	<div><div></div></div> 3.9%
27	Mvutshini	0	
28	Nkundusi	1	<div><div></div></div> 1.0%
29	Qakwini	0	
30	Shikishela	4	<div><div></div></div> 3.9%
31	Nompondo	0	
93	Prefer not to answer	0	
96	Other	13	<div><div></div></div> 12.7%
98	Don't know	0	
Sysmiss		2962	
Warning: these figures indicate the number of cases found in the data file. They cannot be interpreted as summary statistics of the population of interest.			
# srs_recnt2_lastconduse: Did you use a condom the last time you had sex with this person? Second most rec			
Information		[Type= discrete] [Format=numeric] [Range= 0-98] [Missing=*]	
Statistics [NW/ W]		[Valid=308 /-] [Invalid=2756 /-]	
Value	Label	Cases	Percentage
0	No, I have never had it	0	
1	Yes	166	<div><div></div></div> 53.9%
2	No	134	<div><div></div></div> 43.5%
3	Yes, but not sure about the exact age	0	
90	I am not sure	0	
93	Prefer not to answer	8	<div><div></div></div> 2.6%
95	Not had sex with this partner in the last 4 weeks	0	
97	N/A	0	
98	Don't know	0	
Sysmiss		2756	
Warning: these figures indicate the number of cases found in the data file. They cannot be interpreted as summary statistics of the population of interest.			
# srs_recnt2_buylastcondom: If yes, who brought the condom the last time you had sex with [name]? Second mos			
Information		[Type= discrete] [Format=numeric] [Range= 1-98] [Missing=*]	
Statistics [NW/ W]		[Valid=165 /-] [Invalid=2899 /-]	

# srs_recnt2_buylastcondom: If yes, who brought the condom the last time you had sex with [name]? Second mos			
Value	Label	Cases	Percentage
1	Respondent	105	<div><div></div></div> 63.6%
2	Partner	45	<div><div></div></div> 27.3%
93	Prefer not to answer	6	<div><div></div></div> 3.6%
98	Don't remember	9	<div><div></div></div> 5.5%
Sysmiss		2899	
Warning: these figures indicate the number of cases found in the data file. They cannot be interpreted as summary statistics of the population of interest.			
# srs_recnt2_whyastcondom: If no, why did you or [name] NOT use a condom? (last sex) Second most recent par			
Information	[Type= discrete] [Format=numeric] [Range= 1-98] [Missing=*]		
Statistics [NW/ W]	[Valid=134 /-] [Invalid=2930 /-]		
Value	Label	Cases	Percentage
1	I don't like condoms/interfere with pleasure	36	<div><div></div></div> 26.9%
2	My partner does not like condoms/ interfere with pleasure	12	<div><div></div></div> 9.0%
3	We did not have a condom/condom not available/no money	29	<div><div></div></div> 21.6%
4	I have no control over condom use/I was afraid of violence if suggested condoms	0	
5	I trust my partner	35	<div><div></div></div> 26.1%
6	I know my partner is HIV negative	3	<div><div></div></div> 2.2%
7	I was too drunk/My partner was too drunk	1	<div><div></div></div> 0.7%
8	Because he is circumcised	1	<div><div></div></div> 0.7%
9	I/my partner is trying to have a baby	2	<div><div></div></div> 1.5%
10	Because I/my partner is taking ART	1	<div><div></div></div> 0.7%
11	Religious reasons	0	
93	Prefer not to answer	5	<div><div></div></div> 3.7%
98	Don't know	9	<div><div></div></div> 6.7%
Sysmiss		2930	
Warning: these figures indicate the number of cases found in the data file. They cannot be interpreted as summary statistics of the population of interest.			
# srs_recnt2_firstconduse: The first time you had sex with [name], did you/your partner use a male or femal			
Information	[Type= discrete] [Format=numeric] [Range= 0-98] [Missing=*]		
Statistics [NW/ W]	[Valid=307 /-] [Invalid=2757 /-]		
Value	Label	Cases	Percentage
0	No, I have never had it	0	
1	Yes	170	<div><div></div></div> 55.4%
2	No	112	<div><div></div></div> 36.5%
3	Yes, but not sure about the exact age	0	
90	I am not sure	0	
93	Prefer not to answer	18	<div><div></div></div> 5.9%
95	Not had sex with this partner in the last 4 weeks	0	
97	N/A	0	
98	Don't know	7	<div><div></div></div> 2.3%
Sysmiss		2757	
Warning: these figures indicate the number of cases found in the data file. They cannot be interpreted as summary statistics of the population of interest.			
# srs_recnt2_buyfirstcondom: If yes, who brought the condom the first time you had sex with [name]? Second mo			
Information	[Type= discrete] [Format=numeric] [Range= 1-98] [Missing=*]		

# srs_recnt2_buyfirstcondom: If yes, who brought the condom the first time you had sex with [name]? Second mo			
Statistics [NW/ W]		[Valid=170 /-] [Invalid=2894 /-]	
Value	Label	Cases	Percentage
1	Respondent	110	<div><div></div></div> 64.7%
2	Partner	46	<div><div></div></div> 27.1%
93	Prefer not to answer	6	<div><div></div></div> 3.5%
98	Don?t remember	8	<div><div></div></div> 4.7%
Sysmiss		2894	
Warning: these figures indicate the number of cases found in the data file. They cannot be interpreted as summary statistics of the population of interest.			
# srs_recnt2_whyfirstcondom: If no, why did you or [name] NOT use a condom? (first sex) Second most recent pa			
Information		[Type= discrete] [Format=numeric] [Range= 1-98] [Missing=*]	
Statistics [NW/ W]		[Valid=112 /-] [Invalid=2952 /-]	
Value	Label	Cases	Percentage
1	I don?t like condoms/interfere with pleasure	26	<div><div></div></div> 23.2%
2	My partner does not like condoms/ interfere with pleasure	10	<div><div></div></div> 8.9%
3	We did not have a condom/condom not available/no money	29	<div><div></div></div> 25.9%
4	I have no control over condom use/I was afraid of violence if suggested condoms	2	<div><div></div></div> 1.8%
5	I trust my partner	29	<div><div></div></div> 25.9%
6	I know my partner is HIV negative	1	<div><div></div></div> 0.9%
7	I was too drunk/My partner was too drunk	1	<div><div></div></div> 0.9%
8	Because he is circumcised	4	<div><div></div></div> 3.6%
9	I/my partner is trying to have a baby	1	<div><div></div></div> 0.9%
10	Because I/my partner is taking ART	0	
11	Religious reasons	0	
93	Prefer not to answer	3	<div><div></div></div> 2.7%
98	Don't know	6	<div><div></div></div> 5.4%
Sysmiss		2952	
Warning: these figures indicate the number of cases found in the data file. They cannot be interpreted as summary statistics of the population of interest.			
# srs_recnt2_freqconduse: How often have you and [name] used male or female condoms? Second most recent pa			
Information		[Type= discrete] [Format=numeric] [Range= 1-93] [Missing=*]	
Statistics [NW/ W]		[Valid=308 /-] [Invalid=2756 /-]	
Value	Label	Cases	Percentage
1	All of the time	110	<div><div></div></div> 35.7%
2	Sometimes	129	<div><div></div></div> 41.9%
3	Never	47	<div><div></div></div> 15.3%
93	Prefer not to answer	22	<div><div></div></div> 7.1%
Sysmiss		2756	
Warning: these figures indicate the number of cases found in the data file. They cannot be interpreted as summary statistics of the population of interest.			
# srs_recnt2_aclohbefore: Did you drink alcohol before the last time you had sex with [name]? Second most			
Information		[Type= discrete] [Format=numeric] [Range= 0-98] [Missing=*]	
Statistics [NW/ W]		[Valid=307 /-] [Invalid=2757 /-]	
Value	Label	Cases	Percentage
0	No, I have never had it	0	
1	Yes	37	<div><div></div></div> 12.1%

# srs_recnt2_aclohbefore: Did you drink alcohol before the last time you had sex with [name]? Second most			
Value	Label	Cases	Percentage
2	No	256	<div><div></div></div> 83.4%
3	Yes, but not sure about the exact age	0	
90	I am not sure	0	
93	Prefer not to answer	12	<div><div></div></div> 3.9%
95	Not had sex with this partner in the last 4 weeks	0	
97	N/A	0	
98	Don't know	2	<div><div></div></div> 0.7%
Sysmiss		2757	
Warning: these figures indicate the number of cases found in the data file. They cannot be interpreted as summary statistics of the population of interest.			
# srs_recnt2_giftlast: The last time you had sex with [name], did you give or were you given a gift in			
Information	[Type= discrete] [Format=numeric] [Range= 1-93] [Missing=*]		
Statistics [NW/ W]	[Valid=308 /-] [Invalid=2756 /-]		
Value	Label	Cases	Percentage
1	Yes, I received gift	22	<div><div></div></div> 7.1%
2	No, I did not give or receive gift	234	<div><div></div></div> 76.0%
3	Yes, I gave gift	25	<div><div></div></div> 8.1%
93	Prefer not to answer	27	<div><div></div></div> 8.8%
Sysmiss		2756	
Warning: these figures indicate the number of cases found in the data file. They cannot be interpreted as summary statistics of the population of interest.			
# srs_recnt2_moneylast: The last time you had sex with [name], did you give or were you given money in o			
Information	[Type= discrete] [Format=numeric] [Range= 1-93] [Missing=*]		
Statistics [NW/ W]	[Valid=307 /-] [Invalid=2757 /-]		
Value	Label	Cases	Percentage
1	Yes, I received money	15	<div><div></div></div> 4.9%
2	No, I did not give or receive money	238	<div><div></div></div> 77.5%
3	Yes, I gave money	24	<div><div></div></div> 7.8%
93	Prefer not to answer	30	<div><div></div></div> 9.8%
Sysmiss		2757	
Warning: these figures indicate the number of cases found in the data file. They cannot be interpreted as summary statistics of the population of interest.			
# srs_recnt2_numsex4wks: Over the past four weeks, how many times have you had sex with this person? Seco			
Information	[Type= discrete] [Format=numeric] [Range= 0-18] [Missing=*]		
Statistics [NW/ W]	[Valid=242 /-] [Invalid=2822 /-]		
# srs_recnt2_sharenumsex4wks: Are you willing to share the number of times you had sex with this person over t			
Information	[Type= discrete] [Format=numeric] [Range= 0-98] [Missing=*]		
Statistics [NW/ W]	[Valid=66 /-] [Invalid=2998 /-]		
Value	Label	Cases	Percentage
0	No, I have never had it	0	
1	Yes	0	
2	No	0	
3	Yes, but not sure about the exact age	0	
90	I am not sure	0	
93	Prefer not to answer	16	<div><div></div></div> 24.2%

# srs_recnt2_sharenumsex4wks: Are you willing to share the number of times you had sex with this person over t			
Value	Label	Cases	Percentage
95	Not had sex with this partner in the last 4 weeks	50	<div></div> 75.8%
97	N/A	0	
98	Don't know	0	
Sysmiss		2998	
Warning: these figures indicate the number of cases found in the data file. They cannot be interpreted as summary statistics of the population of interest.			
# srs_recnt2_knwpartnstatus: Do you know the HIV status of [name]? Second most recent partner			
Information	[Type= discrete] [Format=numeric] [Range= 0-98] [Missing=*]		
Statistics [NW/ W]	[Valid=308 /-] [Invalid=2756 /-]		
Value	Label	Cases	Percentage
0	No, I have never had it	0	
1	Yes	149	<div></div> 48.4%
2	No	134	<div></div> 43.5%
3	Yes, but not sure about the exact age	0	
90	I am not sure	0	
93	Prefer not to answer	15	<div></div> 4.9%
95	Not had sex with this partner in the last 4 weeks	0	
97	N/A	0	
98	Don't know	10	<div></div> 3.2%
Sysmiss		2756	
Warning: these figures indicate the number of cases found in the data file. They cannot be interpreted as summary statistics of the population of interest.			
# srs_recnt2_partnstatus: What is the HIV status of [name]? Second most recent partner			
Information	[Type= discrete] [Format=numeric] [Range= 0-93] [Missing=*]		
Statistics [NW/ W]	[Valid=149 /-] [Invalid=2915 /-]		
Value	Label	Cases	Percentage
0	Partner is Negative	124	<div></div> 83.2%
1	Partner is Positive	13	<div></div> 8.7%
93	Prefer not to answer	12	<div></div> 8.1%
Sysmiss		2915	
Warning: these figures indicate the number of cases found in the data file. They cannot be interpreted as summary statistics of the population of interest.			
# srs_recnt2_howknowstatus: How did you find out their HIV status? Second most recent partner			
Information	[Type= discrete] [Format=numeric] [Range= 1-96] [Missing=*]		
Statistics [NW/ W]	[Valid=148 /-] [Invalid=2916 /-]		
Value	Label	Cases	Percentage
1	Partner told me	64	<div></div> 43.2%
2	We tested together	48	<div></div> 32.4%
3	I saw/heard about the results another way	14	<div></div> 9.5%
5	I just know	12	<div></div> 8.1%
93	I prefer not to answer	10	<div></div> 6.8%
96	Other	0	
Sysmiss		2916	
Warning: these figures indicate the number of cases found in the data file. They cannot be interpreted as summary statistics of the population of interest.			
# srs_recnt2_knowstat_oth: Please specify details on other way you find out about the person's HIV status?			
Information	[Type= discrete] [Format=character] [Missing=*]		

# srs_recnt2_knowstat_oth: Please specify details on other way you find out about the person's HIV status?			
Statistics [NW/ W]		[Valid=0 /-] [Invalid=0 /-]	
# srs_recnt2_partn_onart: Do you know if [name]is taking ART? Second most recent partner			
Information		[Type= discrete] [Format=numeric] [Range= 0-98] [Missing=*]	
Statistics [NW/ W]		[Valid=13 /-] [Invalid=3051 /-]	
Value	Label	Cases	Percentage
0	No, I have never had it	0	
1	Yes	9	<div><div></div></div> 69.2%
2	No	1	<div><div></div></div> 7.7%
3	Yes, but not sure about the exact age	0	
90	I am not sure	0	
93	Prefer not to answer	0	
95	Not had sex with this partner in the last 4 weeks	0	
97	N/A	0	
98	Don't know	3	<div><div></div></div> 23.1%
Sysmiss		3051	
Warning: these figures indicate the number of cases found in the data file. They cannot be interpreted as summary statistics of the population of interest.			
# srs_recnt2_knowyourhivstat: Does this person know your current HIV status? Second most recent partner			
Information		[Type= discrete] [Format=numeric] [Range= 0-98] [Missing=*]	
Statistics [NW/ W]		[Valid=308 /-] [Invalid=2756 /-]	
Value	Label	Cases	Percentage
0	No, I have never had it	0	
1	Yes	156	<div><div></div></div> 50.6%
2	No	124	<div><div></div></div> 40.3%
3	Yes, but not sure about the exact age	0	
90	I am not sure	0	
93	Prefer not to answer	16	<div><div></div></div> 5.2%
95	Not had sex with this partner in the last 4 weeks	0	
97	N/A	0	
98	Don't know	12	<div><div></div></div> 3.9%
Sysmiss		2756	
Warning: these figures indicate the number of cases found in the data file. They cannot be interpreted as summary statistics of the population of interest.			
# srs_recnt2_takeprep: During your relationship with [name] in the past year, did you take PrEP to prev			
Information		[Type= discrete] [Format=numeric] [Range= 0-98] [Missing=*]	
Statistics [NW/ W]		[Valid=308 /-] [Invalid=2756 /-]	
Value	Label	Cases	Percentage
0	No, I have never had it	0	
1	Yes	22	<div><div></div></div> 7.1%
2	No	252	<div><div></div></div> 81.8%
3	Yes, but not sure about the exact age	0	
90	I am not sure	0	
93	Prefer not to answer	17	<div><div></div></div> 5.5%
95	Not had sex with this partner in the last 4 weeks	0	
97	N/A	0	
98	Don't know	17	<div><div></div></div> 5.5%

# srs_recnt2_takeprep: During your relationship with [name] in the past year, did you take PrEP to prev			
Value	Label	Cases	Percentage
Sysmiss		2756	
Warning: these figures indicate the number of cases found in the data file. They cannot be interpreted as summary statistics of the population of interest.			
# srs_recnt2_no_prepreas: Why did you decide not to take PrEP? Second most recent partner			
Information		[Type= discrete] [Format=numeric] [Range= 1-96] [Missing=*]	
Statistics [NW/ W]		[Valid=251 /-] [Invalid=2813 /-]	
Value	Label	Cases	Percentage
1	I do not know about it	194	<div></div> 77.3%
2	I do not feel that I need it	19	<div></div> 7.6%
3	I am worried about its side effects or safety	0	
4	It is inconvenient to go through the process at the clinic	3	<div></div> 1.2%
93	I prefer not to answer	30	<div></div> 12.0%
96	Other	5	<div></div> 2.0%
Sysmiss		2813	
Warning: these figures indicate the number of cases found in the data file. They cannot be interpreted as summary statistics of the population of interest.			
# srs_recnt2_no_prepoth: Please specify other reason for not taking PREP. Second most recent partner			
Information		[Type= discrete] [Format=character] [Missing=*]	
Statistics [NW/ W]		[Valid=5 /-] [Invalid=0 /-]	
# srs_recnt2_patnr_othsex: Over the past 12 months, during your relationships with X do you know or suspect			
Information		[Type= discrete] [Format=numeric] [Range= 1-98] [Missing=*]	
Statistics [NW/ W]		[Valid=308 /-] [Invalid=2756 /-]	
Value	Label	Cases	Percentage
1	Yes- I know with another spouse	23	<div></div> 7.5%
2	No, I know this partner did not have other partners	96	<div></div> 31.2%
3	Yes- I know with another partner or partners	32	<div></div> 10.4%
4	Yes- I believe there was another partner or partners	43	<div></div> 14.0%
93	Prefer not to answer	0	
98	Don't know	114	<div></div> 37.0%
Sysmiss		2756	
Warning: these figures indicate the number of cases found in the data file. They cannot be interpreted as summary statistics of the population of interest.			
# srs_recnt3_sexin12mths: Have you had sex with this person in the past 12 months? Third most recent partn			
Information		[Type= discrete] [Format=numeric] [Range= 0-98] [Missing=*]	
Statistics [NW/ W]		[Valid=315 /-] [Invalid=2749 /-]	
Value	Label	Cases	Percentage
0	No, I have never had it	0	
1	Yes	109	<div></div> 34.6%
2	No	128	<div></div> 40.6%
3	Yes, but not sure about the exact age	0	
90	I am not sure	0	
93	Prefer not to answer	71	<div></div> 22.5%
95	Not had sex with this partner in the last 4 weeks	0	
97	N/A	0	
98	Don't know	7	<div></div> 2.2%

# srs_recnt3_sexin12mths: Have you had sex with this person in the past 12 months? Third most recent partn			
Value	Label	Cases	Percentage
Sysmiss		2749	
Warning: these figures indicate the number of cases found in the data file. They cannot be interpreted as summary statistics of the population of interest.			
# srs_recnt3_relationship: When you last had sex with this person, what was your relationship to that perso			
Information	[Type= discrete] [Format=numeric] [Range= 1-93] [Missing=*]		
Statistics [NW/ W]	[Valid=109 /-] [Invalid=2955 /-]		
Value	Label	Cases	Percentage
1	We were married, or in a civil partnership, or living together as a couple	5	<div><div></div></div> 4.6%
2	We were in a steady relationship	75	<div><div></div></div> 68.8%
3	We had previously been married or in a civil partnership, or living together as a couple, but were not at that time	3	<div><div></div></div> 2.8%
4	We had previously been in a steady relationship, but were not at that time	10	<div><div></div></div> 9.2%
5	We had known each other before, but were not in a steady relationship at that time	5	<div><div></div></div> 4.6%
6	We did not know each other at that time	6	<div><div></div></div> 5.5%
93	Prefer not to answer	5	<div><div></div></div> 4.6%
Sysmiss		2955	
Warning: these figures indicate the number of cases found in the data file. They cannot be interpreted as summary statistics of the population of interest.			
# srs_recnt3_sex_someone: During your relationship with this person, did you have sex with someone else?			
Information	[Type= discrete] [Format=numeric] [Range= 0-98] [Missing=*]		
Statistics [NW/ W]	[Valid=109 /-] [Invalid=2955 /-]		
Value	Label	Cases	Percentage
0	No, I have never had it	0	
1	Yes	71	<div><div></div></div> 65.1%
2	No	36	<div><div></div></div> 33.0%
3	Yes, but not sure about the exact age	0	
90	I am not sure	0	
93	Prefer not to answer	2	<div><div></div></div> 1.8%
95	Not had sex with this partner in the last 4 weeks	0	
97	N/A	0	
98	Don't know	0	
Sysmiss		2955	
Warning: these figures indicate the number of cases found in the data file. They cannot be interpreted as summary statistics of the population of interest.			
# srs_recnt3_currelation: What is your current relationship status with [name]? Third most recent partner			
Information	[Type= discrete] [Format=numeric] [Range= 1-98] [Missing=*]		
Statistics [NW/ W]	[Valid=109 /-] [Invalid=2955 /-]		
Value	Label	Cases	Percentage
1	We are still in a relationship and will have sex again	63	<div><div></div></div> 57.8%
2	Our relationship is not continuing but we might have sex again	10	<div><div></div></div> 9.2%
3	Our relationship has completely ended	22	<div><div></div></div> 20.2%
93	Prefer not to answer	6	<div><div></div></div> 5.5%
98	Don't know	8	<div><div></div></div> 7.3%
Sysmiss		2955	

# srs_recnt3_currelation: What is your current relationship status with [name]? Third most recent partner			
Warning: these figures indicate the number of cases found in the data file. They cannot be interpreted as summary statistics of the population of interest.			
# srs_recnt3_partnwork: What are the main kinds of work/activities [name] does/has done over the last 12			
Information		[Type= discrete] [Format=numeric] [Range= 1-98] [Missing=*]	
Statistics [NW/ W]		[Valid=109 /-] [Invalid=2955 /-]	
Value	Label	Cases	Percentage
1	Full-time employment	20	<div><div></div></div> 18.3%
2	No, Not employeeed	34	<div><div></div></div> 31.2%
3	Part-time employment	9	<div><div></div></div> 8.3%
4	Studying	34	<div><div></div></div> 31.2%
93	Prefer not to answer	0	
98	Don't know	12	<div><div></div></div> 11.0%
Sysmiss		2955	
Warning: these figures indicate the number of cases found in the data file. They cannot be interpreted as summary statistics of the population of interest.			
# srs_recnt3_highlevledu: What was the highest level of education of [name]? Third most recent partner			
Information		[Type= discrete] [Format=numeric] [Range= 0-98] [Missing=*]	
Statistics [NW/ W]		[Valid=105 /-] [Invalid=2959 /-]	
Value	Label	Cases	Percentage
0	None	1	<div><div></div></div> 1.0%
1	Some primary	1	<div><div></div></div> 1.0%
2	Some secondary	30	<div><div></div></div> 28.6%
3	Completed secondary/matrikulated	40	<div><div></div></div> 38.1%
4	Certificate	6	<div><div></div></div> 5.7%
5	Diploma	5	<div><div></div></div> 4.8%
6	Bachelors degree	2	<div><div></div></div> 1.9%
7	Bachelors + Diploma	1	<div><div></div></div> 1.0%
8	Honours	1	<div><div></div></div> 1.0%
93	Prefer not to answer	4	<div><div></div></div> 3.8%
98	Don't know	14	<div><div></div></div> 13.3%
Sysmiss		2959	
Warning: these figures indicate the number of cases found in the data file. They cannot be interpreted as summary statistics of the population of interest.			
# srs_recnt3_timeago: How long ago did you first have sex with this person (if you do not know, please			
Information		[Type= continuous] [Format=numeric] [Range= 1-55] [Missing=*]	
Statistics [NW/ W]		[Valid=82 /-] [Invalid=2982 /-] [Mean=5.829 /-] [StdDev=7.443 /-]	
# srs_recnt3_sharetimeago: Are you willing to share long ago did you first have sex with this person? Third			
Information		[Type= discrete] [Format=numeric] [Range= 0-98] [Missing=*]	
Statistics [NW/ W]		[Valid=27 /-] [Invalid=3037 /-]	
Value	Label	Cases	Percentage
0	No, I have never had it	0	
1	Yes	0	
2	No	0	
3	Yes, but not sure about the exact age	0	
90	I am not sure	0	
93	Prefer not to answer	5	<div><div></div></div> 18.5%

# srs_recnt3_sharetimeago: Are you willing to share long ago did you first have sex with this person? Third			
Value	Label	Cases	Percentage
95	Not had sex with this partner in the last 4 weeks	0	
97	N/A	0	
98	Don't know	22	<div></div> 81.5%
Sysmiss		3037	
Warning: these figures indicate the number of cases found in the data file. They cannot be interpreted as summary statistics of the population of interest.			
# srs_recnt3_timeagounit: Is value in. Third most recent partner			
Information	[Type= discrete] [Format=numeric] [Range= 1-4] [Missing=*]		
Statistics [NW/ W]	[Valid=82 /-] [Invalid=2982 /-]		
Value	Label	Cases	Percentage
1	Days	15	<div></div> 18.3%
2	Weeks	9	<div></div> 11.0%
3	Months	33	<div></div> 40.2%
4	Years	25	<div></div> 30.5%
Sysmiss		2982	
Warning: these figures indicate the number of cases found in the data file. They cannot be interpreted as summary statistics of the population of interest.			
# srs_recnt3_lasttime: When was the last time you had sex with this person (if you do not know, please			
Information	[Type= continuous] [Format=numeric] [Range= 0-2018] [Missing=*]		
Statistics [NW/ W]	[Valid=87 /-] [Invalid=2977 /-] [Mean=27.057 /-] [StdDev=215.991 /-]		
# srs_recnt3_sharelasttime: Are you willing to share when was the last time you had sex with this person? Th			
Information	[Type= discrete] [Format=numeric] [Range= 0-98] [Missing=*]		
Statistics [NW/ W]	[Valid=22 /-] [Invalid=3042 /-]		
Value	Label	Cases	Percentage
0	No, I have never had it	0	
1	Yes	0	
2	No	0	
3	Yes, but not sure about the exact age	0	
90	I am not sure	0	
93	Prefer not to answer	9	<div></div> 40.9%
95	Not had sex with this partner in the last 4 weeks	0	
97	N/A	0	
98	Don't know	13	<div></div> 59.1%
Sysmiss		3042	
Warning: these figures indicate the number of cases found in the data file. They cannot be interpreted as summary statistics of the population of interest.			
# srs_recnt3_lasttimeunit: Is value in. Third most recent partner			
Information	[Type= discrete] [Format=numeric] [Range= 1-4] [Missing=*]		
Statistics [NW/ W]	[Valid=86 /-] [Invalid=2978 /-]		
Value	Label	Cases	Percentage
1	Days	23	<div></div> 26.7%
2	Weeks	17	<div></div> 19.8%
3	Months	40	<div></div> 46.5%
4	Years	6	<div></div> 7.0%
Sysmiss		2978	
Warning: these figures indicate the number of cases found in the data file. They cannot be interpreted as summary statistics of the population of interest.			

# srs_recnt3_personage: How old is this person (if you do not know, please make your best guess)? [in ye			
Information	[Type= continuous] [Format=numeric] [Range= 1-43] [Missing=*]		
Statistics [NW/ W]	[Valid=87 /-] [Invalid=2977 /-] [Mean=20.402 /-] [StdDev=8.189 /-]		
# srs_recnt3_shareage: Are you willing to share the age of this person? Third most recent partner			
Information	[Type= discrete] [Format=numeric] [Range= 0-98] [Missing=*]		
Statistics [NW/ W]	[Valid=22 /-] [Invalid=3042 /-]		
Value	Label	Cases	Percentage
0	No, I have never had it	0	
1	Yes	0	
2	No	0	
3	Yes, but not sure about the exact age	0	
90	I am not sure	0	
93	Prefer not to answer	3	<div><div></div></div> 13.6%
95	Not had sex with this partner in the last 4 weeks	0	
97	N/A	0	
98	Don't know	19	<div><div></div></div> 86.4%
Sysmiss		3042	
Warning: these figures indicate the number of cases found in the data file. They cannot be interpreted as summary statistics of the population of interest.			
# srs_recnt3_personreside: Is this person a member of this household? Third most recent partner			
Information	[Type= discrete] [Format=numeric] [Range= 1-98] [Missing=*]		
Statistics [NW/ W]	[Valid=109 /-] [Invalid=2955 /-]		
Value	Label	Cases	Percentage
1	Same house	4	<div><div></div></div> 3.7%
2	Same community	46	<div><div></div></div> 42.2%
3	Outside the district, but in the Mpukunyoni area	30	<div><div></div></div> 27.5%
4	Outside the Mpukunyoni area but in Hlabisa District	14	<div><div></div></div> 12.8%
5	Outside the Hlabisa District but inside KwaZulu-Natal	7	<div><div></div></div> 6.4%
6	Outside of KwaZulu-Natal	2	<div><div></div></div> 1.8%
93	Prefer not to answer	1	<div><div></div></div> 0.9%
98	Don?t know	5	<div><div></div></div> 4.6%
Sysmiss		2955	
Warning: these figures indicate the number of cases found in the data file. They cannot be interpreted as summary statistics of the population of interest.			
# srs_recnt3_hhmember: Where does this person normally reside? Third most recent partner			
Information	[Type= discrete] [Format=numeric] [Range= 0-98] [Missing=*]		
Statistics [NW/ W]	[Valid=109 /-] [Invalid=2955 /-]		
Value	Label	Cases	Percentage
0	No, I have never had it	0	
1	Yes	5	<div><div></div></div> 4.6%
2	No	102	<div><div></div></div> 93.6%
3	Yes, but not sure about the exact age	0	
90	I am not sure	0	
93	Prefer not to answer	2	<div><div></div></div> 1.8%
95	Not had sex with this partner in the last 4 weeks	0	
97	N/A	0	
98	Don't know	0	

# srs_recnt3_hhmember: Where does this person normally reside? Third most recent partner			
Value	Label	Cases	Percentage
Sysmiss		2955	
Warning: these figures indicate the number of cases found in the data file. They cannot be interpreted as summary statistics of the population of interest.			

# srs_recnt3_isigodi: In which Isigodi does this person normally reside? Third most recent partner			
Information		[Type= discrete] [Format=numeric] [Range= 1-98] [Missing=*]	
Statistics [NW/ W]		[Valid=30 /-] [Invalid=3034 /-]	
Value	Label	Cases	Percentage
1	Ebaswazini	0	
2	Esiyembeni	0	
3	Gunjaneni	0	
4	Kwahoho	0	
5	KwaMsane township	7	23.3%
6	KwaMsane reserve	5	16.7%
10	Macambini	0	
11	Machibini	2	6.7%
12	Mahunjini	0	
13	Mapheleni	2	6.7%
14	Mshaya	0	
15	Myeki	1	3.3%
16	Nkolokotho	0	
17	Nkombose	2	6.7%
18	Nomathiya	1	3.3%
19	Nqopheni	1	3.3%
20	Ogeengele	1	3.3%
21	Ophaphasi	0	
22	Makhambane	3	10.0%
23	Nsolweni	0	
24	Ophondweni	0	
25	Madwaleni	1	3.3%
26	Mfekayi	3	10.0%
27	Mvutshini	0	
28	Nkundusi	1	3.3%
29	Qakwini	0	
30	Shikishela	0	
31	Nompondo	0	
93	Prefer not to answer	0	
96	Other	0	
98	Don't know	0	
Sysmiss		3034	
Warning: these figures indicate the number of cases found in the data file. They cannot be interpreted as summary statistics of the population of interest.			
# srs_recnt3_lastconduse: Did you use a condom the last time you had sex with this person? Third most rece			
Information		[Type= discrete] [Format=numeric] [Range= 0-98] [Missing=*]	
Statistics [NW/ W]		[Valid=109 /-] [Invalid=2955 /-]	
Value	Label	Cases	Percentage
0	No, I have never had it	0	
1	Yes	67	61.5%
2	No	38	34.9%
3	Yes, but not sure about the exact age	0	
90	I am not sure	0	

# srs_recnt3_lastconduse: Did you use a condom the last time you had sex with this person? Third most rece			
Value	Label	Cases	Percentage
93	Prefer not to answer	4	<div><div></div></div> 3.7%
95	Not had sex with this partner in the last 4 weeks	0	
97	N/A	0	
98	Don't know	0	
Sysmiss		2955	
Warning: these figures indicate the number of cases found in the data file. They cannot be interpreted as summary statistics of the population of interest.			
# srs_recnt3_buylastcondom: If yes, who brought the condom the last time you had sex with [name]? Third most			
Information	[Type= discrete] [Format=numeric] [Range= 1-98] [Missing=*]		
Statistics [NW/ W]	[Valid=67 /-] [Invalid=2997 /-]		
Value	Label	Cases	Percentage
1	Respondent	45	<div><div></div></div> 67.2%
2	Partner	14	<div><div></div></div> 20.9%
93	Prefer not to answer	5	<div><div></div></div> 7.5%
98	Don?t remember	3	<div><div></div></div> 4.5%
Sysmiss		2997	
Warning: these figures indicate the number of cases found in the data file. They cannot be interpreted as summary statistics of the population of interest.			
# srs_recnt3_whylastcondom: If no, why did you or [name] NOT use a condom? (last sex) Third most recent part			
Information	[Type= discrete] [Format=numeric] [Range= 1-98] [Missing=*]		
Statistics [NW/ W]	[Valid=38 /-] [Invalid=3026 /-]		
Value	Label	Cases	Percentage
1	I don?t like condoms/interfere with pleasure	13	<div><div></div></div> 34.2%
2	My partner does not like condoms/ interfere with pleasure	3	<div><div></div></div> 7.9%
3	We did not have a condom/condom not available/no money	9	<div><div></div></div> 23.7%
4	I have no control over condom use/I was afraid of violence if suggested condoms	0	
5	I trust my partner	7	<div><div></div></div> 18.4%
6	I know my partner is HIV negative	2	<div><div></div></div> 5.3%
7	I was too drunk/My partner was too drunk	0	
8	Because he is circumcised	0	
9	I/my partner is trying to have a baby	0	
10	Because I/my partner is taking ART	0	
11	Religious reasons	0	
93	Prefer not to answer	1	<div><div></div></div> 2.6%
98	Don't know	3	<div><div></div></div> 7.9%
Sysmiss		3026	
Warning: these figures indicate the number of cases found in the data file. They cannot be interpreted as summary statistics of the population of interest.			
# srs_recnt3_firstconduse: The first time you had sex with [name], did you/your partner use a male or femal			
Information	[Type= discrete] [Format=numeric] [Range= 0-98] [Missing=*]		
Statistics [NW/ W]	[Valid=109 /-] [Invalid=2955 /-]		
Value	Label	Cases	Percentage
0	No, I have never had it	0	
1	Yes	59	<div><div></div></div> 54.1%
2	No	39	<div><div></div></div> 35.8%

# srs_recnt3_firstconduse: The first time you had sex with [name], did you/your partner use a male or femal			
Value	Label	Cases	Percentage
3	Yes, but not sure about the exact age	0	
90	I am not sure	0	
93	Prefer not to answer	9	<div><div></div></div> 8.3%
95	Not had sex with this partner in the last 4 weeks	0	
97	N/A	0	
98	Don't know	2	<div><div></div></div> 1.8%
Sysmiss		2955	
Warning: these figures indicate the number of cases found in the data file. They cannot be interpreted as summary statistics of the population of interest.			
# srs_recnt3_buyfirstcondom: If yes, who brought the condom the first time you had sex with [name]? Third mos			
Information	[Type= discrete] [Format=numeric] [Range= 1-98] [Missing=*]		
Statistics [NW/ W]	[Valid=59 /-] [Invalid=3005 /-]		
Value	Label	Cases	Percentage
1	Respondent	46	<div><div></div></div> 78.0%
2	Partner	9	<div><div></div></div> 15.3%
93	Prefer not to answer	1	<div><div></div></div> 1.7%
98	Don?t remember	3	<div><div></div></div> 5.1%
Sysmiss		3005	
Warning: these figures indicate the number of cases found in the data file. They cannot be interpreted as summary statistics of the population of interest.			
# srs_recnt3_whyfirstcondom: If no, why did you or [name] NOT use a condom? (first sex) Third most recent par			
Information	[Type= discrete] [Format=numeric] [Range= 1-98] [Missing=*]		
Statistics [NW/ W]	[Valid=39 /-] [Invalid=3025 /-]		
Value	Label	Cases	Percentage
1	I don?t like condoms/interfere with pleasure	11	<div><div></div></div> 28.2%
2	My partner does not like condoms/ interfere with pleasure	3	<div><div></div></div> 7.7%
3	We did not have a condom/condom not available/no money	10	<div><div></div></div> 25.6%
4	I have no control over condom use/I was afraid of violence if suggested condoms	0	
5	I trust my partner	8	<div><div></div></div> 20.5%
6	I know my partner is HIV negative	0	
7	I was too drunk/My partner was too drunk	1	<div><div></div></div> 2.6%
8	Because he is circumcised	0	
9	I/my partner is trying to have a baby	0	
10	Because I/my partner is taking ART	0	
11	Religious reasons	0	
93	Prefer not to answer	1	<div><div></div></div> 2.6%
98	Don't know	5	<div><div></div></div> 12.8%
Sysmiss		3025	
Warning: these figures indicate the number of cases found in the data file. They cannot be interpreted as summary statistics of the population of interest.			
# srs_recnt3_freqconduse: How often have you and [name] used male or female condoms? Third most recent par			
Information	[Type= discrete] [Format=numeric] [Range= 1-93] [Missing=*]		
Statistics [NW/ W]	[Valid=109 /-] [Invalid=2955 /-]		
Value	Label	Cases	Percentage
1	All of the time	30	<div><div></div></div> 27.5%

# srs_recnt3_freqconduse: How often have you and [name] used male or female condoms? Third most recent par			
Value	Label	Cases	Percentage
2	Sometimes	49	<div><div></div></div> 45.0%
3	Never	23	<div><div></div></div> 21.1%
93	Prefer not to answer	7	<div><div></div></div> 6.4%
Sysmiss		2955	
Warning: these figures indicate the number of cases found in the data file. They cannot be interpreted as summary statistics of the population of interest.			
# srs_recnt3_aclohbefore: Did you drink alcohol before the last time you had sex with [name]? Third most r			
Information	[Type= discrete] [Format=numeric] [Range= 0-98] [Missing=*]		
Statistics [NW/ W]	[Valid=109 /-] [Invalid=2955 /-]		
Value	Label	Cases	Percentage
0	No, I have never had it	0	
1	Yes	19	<div><div></div></div> 17.4%
2	No	82	<div><div></div></div> 75.2%
3	Yes, but not sure about the exact age	0	
90	I am not sure	0	
93	Prefer not to answer	7	<div><div></div></div> 6.4%
95	Not had sex with this partner in the last 4 weeks	0	
97	N/A	0	
98	Don't know	1	<div><div></div></div> 0.9%
Sysmiss		2955	
Warning: these figures indicate the number of cases found in the data file. They cannot be interpreted as summary statistics of the population of interest.			
# srs_recnt3_gifblast: The last time you had sex with [name], did you give or were you given a gift in			
Information	[Type= discrete] [Format=numeric] [Range= 1-93] [Missing=*]		
Statistics [NW/ W]	[Valid=109 /-] [Invalid=2955 /-]		
Value	Label	Cases	Percentage
1	Yes, I received gift	4	<div><div></div></div> 3.7%
2	No, I did not give or receive gift	88	<div><div></div></div> 80.7%
3	Yes, I gave gift	6	<div><div></div></div> 5.5%
93	Prefer not to answer	11	<div><div></div></div> 10.1%
Sysmiss		2955	
Warning: these figures indicate the number of cases found in the data file. They cannot be interpreted as summary statistics of the population of interest.			
# srs_recnt3_moneylast: The last time you had sex with [name], did you give or were you given money in o			
Information	[Type= discrete] [Format=numeric] [Range= 1-93] [Missing=*]		
Statistics [NW/ W]	[Valid=109 /-] [Invalid=2955 /-]		
Value	Label	Cases	Percentage
1	Yes, I received money	4	<div><div></div></div> 3.7%
2	No, I did not give or receive money	82	<div><div></div></div> 75.2%
3	Yes, I gave money	10	<div><div></div></div> 9.2%
93	Prefer not to answer	13	<div><div></div></div> 11.9%
Sysmiss		2955	
Warning: these figures indicate the number of cases found in the data file. They cannot be interpreted as summary statistics of the population of interest.			
# srs_recnt3_numsex4wks: Over the past four weeks, how many times have you had sex with this person? Thir			
Information	[Type= discrete] [Format=numeric] [Range= 0-20] [Missing=*]		
Statistics [NW/ W]	[Valid=76 /-] [Invalid=2988 /-]		

# srs_recnt3_sharenumsex4wks: Are you willing to share the number of times you had sex with this person over t			
Information	[Type= discrete] [Format=numeric] [Range= 0-98] [Missing=*]		
Statistics [NW/ W]	[Valid=33 /-] [Invalid=3031 /-]		
Value	Label	Cases	Percentage
0	No, I have never had it	0	
1	Yes	0	
2	No	0	
3	Yes, but not sure about the exact age	0	
90	I am not sure	0	
93	Prefer not to answer	2	6.1%
95	Not had sex with this partner in the last 4 weeks	31	93.9%
97	N/A	0	
98	Don't know	0	
Sysmiss		3031	
Warning: these figures indicate the number of cases found in the data file. They cannot be interpreted as summary statistics of the population of interest.			
# srs_recnt3_personhivstatus: In the past 12 months, has this person discussed their HIV status with you?			
Information	[Type= discrete] [Format=numeric] [Range= 0-98] [Missing=*]		
Statistics [NW/ W]	[Valid=109 /-] [Invalid=2955 /-]		
Value	Label	Cases	Percentage
0	No, I have never had it	0	
1	Yes	26	23.9%
2	No	70	64.2%
3	Yes, but not sure about the exact age	0	
90	I am not sure	0	
93	Prefer not to answer	11	10.1%
95	Not had sex with this partner in the last 4 weeks	0	
97	N/A	0	
98	Don't know	2	1.8%
Sysmiss		2955	
Warning: these figures indicate the number of cases found in the data file. They cannot be interpreted as summary statistics of the population of interest.			
# srs_recnt3_knwpartnstatus: Do you know the HIV status of [name]? Third most recent partner			
Information	[Type= discrete] [Format=numeric] [Range= 0-98] [Missing=*]		
Statistics [NW/ W]	[Valid=109 /-] [Invalid=2955 /-]		
Value	Label	Cases	Percentage
0	No, I have never had it	0	
1	Yes	39	35.8%
2	No	59	54.1%
3	Yes, but not sure about the exact age	0	
90	I am not sure	0	
93	Prefer not to answer	10	9.2%
95	Not had sex with this partner in the last 4 weeks	0	
97	N/A	0	
98	Don't know	1	0.9%
Sysmiss		2955	
Warning: these figures indicate the number of cases found in the data file. They cannot be interpreted as summary statistics of the population of interest.			

# srs_recnt3_partnstatus: What is the HIV status of [name]? Third most recent partner			
Information	[Type= discrete] [Format=numeric] [Range= 0-93] [Missing=*]		
Statistics [NW/ W]	[Valid=39 /-] [Invalid=3025 /-]		
Value	Label	Cases	Percentage
0	Partner is Negative	33	<div><div></div></div> 84.6%
1	Partner is Positive	2	<div><div></div></div> 5.1%
93	Prefer not to answer	4	<div><div></div></div> 10.3%
Sysmiss		3025	
Warning: these figures indicate the number of cases found in the data file. They cannot be interpreted as summary statistics of the population of interest.			
# srs_recnt3_howknowstatus: How did you find out their HIV status? Third most recent partner			
Information	[Type= discrete] [Format=numeric] [Range= 1-96] [Missing=*]		
Statistics [NW/ W]	[Valid=39 /-] [Invalid=3025 /-]		
Value	Label	Cases	Percentage
1	Partner told me	15	<div><div></div></div> 38.5%
2	We tested together	13	<div><div></div></div> 33.3%
3	I saw/heard about the results another way	2	<div><div></div></div> 5.1%
5	I just know	2	<div><div></div></div> 5.1%
93	I prefer not to answer	5	<div><div></div></div> 12.8%
96	Other	2	<div><div></div></div> 5.1%
Sysmiss		3025	
Warning: these figures indicate the number of cases found in the data file. They cannot be interpreted as summary statistics of the population of interest.			
# srs_recnt3_knowstat_oth: Please specify details on other way you find out about the person's HIV status?			
Information	[Type= discrete] [Format=character] [Missing=*]		
Statistics [NW/ W]	[Valid=2 /-] [Invalid=0 /-]		
# srs_recnt3_partn_onart: Do you know if [name]is taking ART? Third most recent partner			
Information	[Type= discrete] [Format=numeric] [Range= 0-98] [Missing=*]		
Statistics [NW/ W]	[Valid=2 /-] [Invalid=3062 /-]		
Value	Label	Cases	Percentage
0	No, I have never had it	0	
1	Yes	1	<div><div></div></div> 50.0%
2	No	1	<div><div></div></div> 50.0%
3	Yes, but not sure about the exact age	0	
90	I am not sure	0	
93	Prefer not to answer	0	
95	Not had sex with this partner in the last 4 weeks	0	
97	N/A	0	
98	Don't know	0	
Sysmiss		3062	
Warning: these figures indicate the number of cases found in the data file. They cannot be interpreted as summary statistics of the population of interest.			
# srs_recnt3_knowyourhivstat: Does this person know your current HIV status?Third most recent partner			
Information	[Type= discrete] [Format=numeric] [Range= 0-98] [Missing=*]		
Statistics [NW/ W]	[Valid=109 /-] [Invalid=2955 /-]		
Value	Label	Cases	Percentage
0	No, I have never had it	0	

# srs_recnt3_knowyourhivstat: Does this person know your current HIV status?Third most recent partner			
Value	Label	Cases	Percentage
1	Yes	40	<div><div></div></div> 36.7%
2	No	52	<div><div></div></div> 47.7%
3	Yes, but not sure about the exact age	0	
90	I am not sure	0	
93	Prefer not to answer	13	<div><div></div></div> 11.9%
95	Not had sex with this partner in the last 4 weeks	0	
97	N/A	0	
98	Don't know	4	<div><div></div></div> 3.7%
Sysmiss		2955	
Warning: these figures indicate the number of cases found in the data file. They cannot be interpreted as summary statistics of the population of interest.			
# srs_recnt3_takeprep: During your relationship with [name] in the past year, did you take PrEP to prev			
Information	[Type= discrete] [Format=numeric] [Range= 0-98] [Missing=*]		
Statistics [NW/ W]	[Valid=109 /-] [Invalid=2955 /-]		
Value	Label	Cases	Percentage
0	No, I have never had it	0	
1	Yes	11	<div><div></div></div> 10.1%
2	No	81	<div><div></div></div> 74.3%
3	Yes, but not sure about the exact age	0	
90	I am not sure	0	
93	Prefer not to answer	12	<div><div></div></div> 11.0%
95	Not had sex with this partner in the last 4 weeks	0	
97	N/A	0	
98	Don't know	5	<div><div></div></div> 4.6%
Sysmiss		2955	
Warning: these figures indicate the number of cases found in the data file. They cannot be interpreted as summary statistics of the population of interest.			
# srs_recnt3_no_prepreas: Why did you decide not to take PrEP? Third most recent partner			
Information	[Type= discrete] [Format=numeric] [Range= 1-96] [Missing=*]		
Statistics [NW/ W]	[Valid=81 /-] [Invalid=2983 /-]		
Value	Label	Cases	Percentage
1	I do not know about it	67	<div><div></div></div> 82.7%
2	I do not feel that I need it	4	<div><div></div></div> 4.9%
3	I am worried about its side effects or safety	1	<div><div></div></div> 1.2%
4	It is inconvenient to go through the process at the clinic	0	
93	I prefer not to answer	7	<div><div></div></div> 8.6%
96	Other	2	<div><div></div></div> 2.5%
Sysmiss		2983	
Warning: these figures indicate the number of cases found in the data file. They cannot be interpreted as summary statistics of the population of interest.			
# srs_recnt3_no_prepoth: Please specify other reason for not taking PREP. Third most recent partner			
Information	[Type= discrete] [Format=character] [Missing=*]		
Statistics [NW/ W]	[Valid=2 /-] [Invalid=0 /-]		
# srs_recnt3_patnr_othsex: Over the past 12 months, during your relationships with X do you know or suspect			
Information	[Type= discrete] [Format=numeric] [Range= 1-98] [Missing=*]		
Statistics [NW/ W]	[Valid=109 /-] [Invalid=2955 /-]		

# srs_recnt3_patnr_othsex: Over the past 12 months, during your relationships with X do you know or suspect			
Value	Label	Cases	Percentage
1	Yes- I know with another spouse	4	<div><div></div></div> 3.7%
2	No, I know this partner did not have other partners	25	<div><div></div></div> 22.9%
3	Yes- I know with another partner or partners	18	<div><div></div></div> 16.5%
4	Yes- I believe there was another partner or partners	22	<div><div></div></div> 20.2%
93	Prefer not to answer	0	
98	Don't know	40	<div><div></div></div> 36.7%
Sysmiss		2955	
Warning: these figures indicate the number of cases found in the data file. They cannot be interpreted as summary statistics of the population of interest.			
# srs_recent1_agediff: Calculated age difference. Most recent partner			
Information	[Type= discrete] [Format=character] [Missing=*]		
Statistics [NW/ W]	[Valid=0 /-] [Invalid=0 /-]		
# srs_recent2_agediff: Calculated age difference. Second most recent partner			
Information	[Type= discrete] [Format=character] [Missing=*]		
Statistics [NW/ W]	[Valid=284 /-] [Invalid=0 /-]		
# srs_recent3_agediff: Calculated age difference. Third most recent partner			
Information	[Type= discrete] [Format=character] [Missing=*]		
Statistics [NW/ W]	[Valid=87 /-] [Invalid=0 /-]		
# srs_gems01: A woman's most important role is to take care of her home and cook for her famil			
Information	[Type= discrete] [Format=numeric] [Range= 1-93] [Missing=*]		
Statistics [NW/ W]	[Valid=2392 /-] [Invalid=672 /-]		
Value	Label	Cases	Percentage
1	Agree	1945	<div><div></div></div> 81.3%
2	Disagree	447	<div><div></div></div> 18.7%
93	Prefer not to answer	0	
Sysmiss		672	
Warning: these figures indicate the number of cases found in the data file. They cannot be interpreted as summary statistics of the population of interest.			
# srs_gems02: Changing nappies/diapers, giving the children a bath, and feeding the children a			
Information	[Type= discrete] [Format=numeric] [Range= 1-93] [Missing=*]		
Statistics [NW/ W]	[Valid=2392 /-] [Invalid=672 /-]		
Value	Label	Cases	Percentage
1	Agree	1660	<div><div></div></div> 69.4%
2	Disagree	732	<div><div></div></div> 30.6%
93	Prefer not to answer	0	
Sysmiss		672	
Warning: these figures indicate the number of cases found in the data file. They cannot be interpreted as summary statistics of the population of interest.			
# srs_gems03: A man should have the final word about decisions in the home			
Information	[Type= discrete] [Format=numeric] [Range= 1-93] [Missing=*]		
Statistics [NW/ W]	[Valid=2392 /-] [Invalid=672 /-]		
Value	Label	Cases	Percentage
1	Agree	1592	<div><div></div></div> 66.6%
2	Disagree	800	<div><div></div></div> 33.4%

# srs_gems03: A man should have the final word about decisions in the home			
Value	Label	Cases	Percentage
93	Prefer not to answer	0	
Sysmiss		672	
Warning: these figures indicate the number of cases found in the data file. They cannot be interpreted as summary statistics of the population of interest.			
# srs_gems04: It is important that a father is present in the lives of his children, even if h			
Information	[Type= discrete] [Format=numeric] [Range= 1-93] [Missing=*]		
Statistics [NW/ W]	[Valid=2392 /-] [Invalid=672 /-]		
Value	Label	Cases	Percentage
1	Agree	2252	<div><div></div></div> 94.1%
2	Disagree	140	<div><div></div></div> 5.9%
93	Prefer not to answer	0	
Sysmiss		672	
Warning: these figures indicate the number of cases found in the data file. They cannot be interpreted as summary statistics of the population of interest.			
# srs_gems05: The husband should decide to buy the major household items			
Information	[Type= discrete] [Format=numeric] [Range= 1-93] [Missing=*]		
Statistics [NW/ W]	[Valid=2391 /-] [Invalid=673 /-]		
Value	Label	Cases	Percentage
1	Agree	1448	<div><div></div></div> 60.6%
2	Disagree	943	<div><div></div></div> 39.4%
93	Prefer not to answer	0	
Sysmiss		673	
Warning: these figures indicate the number of cases found in the data file. They cannot be interpreted as summary statistics of the population of interest.			
# srs_gems06: A woman should obey her husband in all things			
Information	[Type= discrete] [Format=numeric] [Range= 1-93] [Missing=*]		
Statistics [NW/ W]	[Valid=2391 /-] [Invalid=673 /-]		
Value	Label	Cases	Percentage
1	Agree	1843	<div><div></div></div> 77.1%
2	Disagree	548	<div><div></div></div> 22.9%
93	Prefer not to answer	0	
Sysmiss		673	
Warning: these figures indicate the number of cases found in the data file. They cannot be interpreted as summary statistics of the population of interest.			
# srs_gems07: Males and females have an equal right to finish school			
Information	[Type= discrete] [Format=numeric] [Range= 1-93] [Missing=*]		
Statistics [NW/ W]	[Valid=2390 /-] [Invalid=674 /-]		
Value	Label	Cases	Percentage
1	Agree	2174	<div><div></div></div> 91.0%
2	Disagree	216	<div><div></div></div> 9.0%
93	Prefer not to answer	0	
Sysmiss		674	
Warning: these figures indicate the number of cases found in the data file. They cannot be interpreted as summary statistics of the population of interest.			
# srs_gems08: Females should have their own source of income			
Information	[Type= discrete] [Format=numeric] [Range= 1-93] [Missing=*]		
Statistics [NW/ W]	[Valid=2391 /-] [Invalid=673 /-]		

# srs_gems08: Females should have their own source of income			
Value	Label	Cases	Percentage
1	Agree	1927	<div><div></div></div> 80.6%
2	Disagree	464	<div><div></div></div> 19.4%
93	Prefer not to answer	0	
Sysmiss		673	
Warning: these figures indicate the number of cases found in the data file. They cannot be interpreted as summary statistics of the population of interest.			
# srs_gems09: It is the man who decides what type of sex to have			
Information	[Type= discrete] [Format=numeric] [Range= 1-93] [Missing=*]		
Statistics [NW/ W]	[Valid=2392 /-] [Invalid=672 /-]		
Value	Label	Cases	Percentage
1	Agree	889	<div><div></div></div> 37.2%
2	Disagree	1503	<div><div></div></div> 62.8%
93	Prefer not to answer	0	
Sysmiss		672	
Warning: these figures indicate the number of cases found in the data file. They cannot be interpreted as summary statistics of the population of interest.			
# srs_gems10: Men need sex more than women do			
Information	[Type= discrete] [Format=numeric] [Range= 1-93] [Missing=*]		
Statistics [NW/ W]	[Valid=2391 /-] [Invalid=673 /-]		
Value	Label	Cases	Percentage
1	Agree	1076	<div><div></div></div> 45.0%
2	Disagree	1315	<div><div></div></div> 55.0%
93	Prefer not to answer	0	
Sysmiss		673	
Warning: these figures indicate the number of cases found in the data file. They cannot be interpreted as summary statistics of the population of interest.			
# srs_gems11: You don't talk about sex, you just do it			
Information	[Type= discrete] [Format=numeric] [Range= 1-93] [Missing=*]		
Statistics [NW/ W]	[Valid=2391 /-] [Invalid=673 /-]		
Value	Label	Cases	Percentage
1	Agree	698	<div><div></div></div> 29.2%
2	Disagree	1693	<div><div></div></div> 70.8%
93	Prefer not to answer	0	
Sysmiss		673	
Warning: these figures indicate the number of cases found in the data file. They cannot be interpreted as summary statistics of the population of interest.			
# srs_gems12: Men are always ready to have sex			
Information	[Type= discrete] [Format=numeric] [Range= 1-93] [Missing=*]		
Statistics [NW/ W]	[Valid=2390 /-] [Invalid=674 /-]		
Value	Label	Cases	Percentage
1	Agree	1062	<div><div></div></div> 44.4%
2	Disagree	1328	<div><div></div></div> 55.6%
93	Prefer not to answer	0	
Sysmiss		674	
Warning: these figures indicate the number of cases found in the data file. They cannot be interpreted as summary statistics of the population of interest.			

# srs_gems13: A man should know what his partner likes during sex			
Information	[Type= discrete] [Format=numeric] [Range= 1-93] [Missing=*]		
Statistics [NW/ W]	[Valid=2392 /-] [Invalid=672 /-]		
Value	Label	Cases	Percentage
1	Agree	2042	<div><div></div></div> 85.4%
2	Disagree	350	<div><div></div></div> 14.6%
93	Prefer not to answer	0	
Sysmiss		672	
Warning: these figures indicate the number of cases found in the data file. They cannot be interpreted as summary statistics of the population of interest.			
# srs_gems14: A woman who has sex before she marries does not deserve respect			
Information	[Type= discrete] [Format=numeric] [Range= 1-93] [Missing=*]		
Statistics [NW/ W]	[Valid=2392 /-] [Invalid=672 /-]		
Value	Label	Cases	Percentage
1	Agree	775	<div><div></div></div> 32.4%
2	Disagree	1617	<div><div></div></div> 67.6%
93	Prefer not to answer	0	
Sysmiss		672	
Warning: these figures indicate the number of cases found in the data file. They cannot be interpreted as summary statistics of the population of interest.			
# srs_gems15: A woman should not initiate sex			
Information	[Type= discrete] [Format=numeric] [Range= 1-93] [Missing=*]		
Statistics [NW/ W]	[Valid=2390 /-] [Invalid=674 /-]		
Value	Label	Cases	Percentage
1	Agree	857	<div><div></div></div> 35.9%
2	Disagree	1533	<div><div></div></div> 64.1%
93	Prefer not to answer	0	
Sysmiss		674	
Warning: these figures indicate the number of cases found in the data file. They cannot be interpreted as summary statistics of the population of interest.			
# srs_gems16: Women who carry condoms are "easy"			
Information	[Type= discrete] [Format=numeric] [Range= 1-93] [Missing=*]		
Statistics [NW/ W]	[Valid=2391 /-] [Invalid=673 /-]		
Value	Label	Cases	Percentage
1	Agree	939	<div><div></div></div> 39.3%
2	Disagree	1452	<div><div></div></div> 60.7%
93	Prefer not to answer	0	
Sysmiss		673	
Warning: these figures indicate the number of cases found in the data file. They cannot be interpreted as summary statistics of the population of interest.			
# srs_gems17: It is a woman's responsibility to avoid getting pregnant			
Information	[Type= discrete] [Format=numeric] [Range= 1-93] [Missing=*]		
Statistics [NW/ W]	[Valid=2391 /-] [Invalid=673 /-]		
Value	Label	Cases	Percentage
1	Agree	1521	<div><div></div></div> 63.6%
2	Disagree	870	<div><div></div></div> 36.4%
93	Prefer not to answer	0	
Sysmiss		673	

# srs_gems17: It is a woman's responsibility to avoid getting pregnant			
Warning: these figures indicate the number of cases found in the data file. They cannot be interpreted as summary statistics of the population of interest.			
# srs_gems18: A couple should decide together if they want to have children			
Information	[Type= discrete] [Format=numeric] [Range= 1-93] [Missing=*]		
Statistics [NW/ W]	[Valid=2392 /-] [Invalid=672 /-]		
Value	Label	Cases	Percentage
1	Agree	2187	<div><div></div></div> 91.4%
2	Disagree	205	<div><div></div></div> 8.6%
93	Prefer not to answer	0	
Sysmiss		672	
Warning: these figures indicate the number of cases found in the data file. They cannot be interpreted as summary statistics of the population of interest.			
# srs_gems19: In my opinion, a woman can suggest using condoms just like a man can			
Information	[Type= discrete] [Format=numeric] [Range= 1-93] [Missing=*]		
Statistics [NW/ W]	[Valid=2389 /-] [Invalid=675 /-]		
Value	Label	Cases	Percentage
1	Agree	2012	<div><div></div></div> 84.2%
2	Disagree	377	<div><div></div></div> 15.8%
93	Prefer not to answer	0	
Sysmiss		675	
Warning: these figures indicate the number of cases found in the data file. They cannot be interpreted as summary statistics of the population of interest.			
# srs_gems20: If a man gets a woman pregnant, the child is the responsibility of both			
Information	[Type= discrete] [Format=numeric] [Range= 1-93] [Missing=*]		
Statistics [NW/ W]	[Valid=2391 /-] [Invalid=673 /-]		
Value	Label	Cases	Percentage
1	Agree	2164	<div><div></div></div> 90.5%
2	Disagree	227	<div><div></div></div> 9.5%
93	Prefer not to answer	0	
Sysmiss		673	
Warning: these figures indicate the number of cases found in the data file. They cannot be interpreted as summary statistics of the population of interest.			
# srs_gems21: A man and a woman should decide together what type of contraceptive to use			
Information	[Type= discrete] [Format=numeric] [Range= 1-93] [Missing=*]		
Statistics [NW/ W]	[Valid=2391 /-] [Invalid=673 /-]		
Value	Label	Cases	Percentage
1	Agree	2079	<div><div></div></div> 87.0%
2	Disagree	312	<div><div></div></div> 13.0%
93	Prefer not to answer	0	
Sysmiss		673	
Warning: these figures indicate the number of cases found in the data file. They cannot be interpreted as summary statistics of the population of interest.			
# srs_gems22: Only when a woman has a child is she a real woman			
Information	[Type= discrete] [Format=numeric] [Range= 1-93] [Missing=*]		
Statistics [NW/ W]	[Valid=2391 /-] [Invalid=673 /-]		
Value	Label	Cases	Percentage
1	Agree	672	<div><div></div></div> 28.1%
2	Disagree	1719	<div><div></div></div> 71.9%

# srs_gems22: Only when a woman has a child is she a real woman			
Value	Label	Cases	Percentage
93	Prefer not to answer	0	
Sysmiss		673	
Warning: these figures indicate the number of cases found in the data file. They cannot be interpreted as summary statistics of the population of interest.			
# srs_gems23: A real man produces a male child			
Information	[Type= discrete] [Format=numeric] [Range= 1-93] [Missing=*]		
Statistics [NW/ W]	[Valid=2392 /-] [Invalid=672 /-]		
Value	Label	Cases	Percentage
1	Agree	488	<div></div> 20.4%
2	Disagree	1904	<div></div> 79.6%
93	Prefer not to answer	0	
Sysmiss		672	
Warning: these figures indicate the number of cases found in the data file. They cannot be interpreted as summary statistics of the population of interest.			

# srs_gems24: A man and woman should decide together whether to use a condom			
Information	[Type= discrete] [Format=numeric] [Range= 1-93] [Missing=*]		
Statistics [NW/ W]	[Valid=2390 /-] [Invalid=674 /-]		
Value	Label	Cases	Percentage
1	Agree	2010	<div><div></div></div> 84.1%
2	Disagree	380	<div><div></div></div> 15.9%
93	Prefer not to answer	0	
Sysmiss		674	
Warning: these figures indicate the number of cases found in the data file. They cannot be interpreted as summary statistics of the population of interest.			
# srs_gems25: There are times when a woman deserves to be beaten			
Information	[Type= discrete] [Format=numeric] [Range= 1-93] [Missing=*]		
Statistics [NW/ W]	[Valid=2391 /-] [Invalid=673 /-]		
Value	Label	Cases	Percentage
1	Agree	392	<div><div></div></div> 16.4%
2	Disagree	1999	<div><div></div></div> 83.6%
93	Prefer not to answer	0	
Sysmiss		673	
Warning: these figures indicate the number of cases found in the data file. They cannot be interpreted as summary statistics of the population of interest.			
# srs_gems26: A woman should tolerate violence in order to keep her family together			
Information	[Type= discrete] [Format=numeric] [Range= 1-93] [Missing=*]		
Statistics [NW/ W]	[Valid=2392 /-] [Invalid=672 /-]		
Value	Label	Cases	Percentage
1	Agree	771	<div><div></div></div> 32.2%
2	Disagree	1621	<div><div></div></div> 67.8%
93	Prefer not to answer	0	
Sysmiss		672	
Warning: these figures indicate the number of cases found in the data file. They cannot be interpreted as summary statistics of the population of interest.			
# srs_gems27: If a woman cheats on a man, it is okay for him to hit her			
Information	[Type= discrete] [Format=numeric] [Range= 1-93] [Missing=*]		
Statistics [NW/ W]	[Valid=2392 /-] [Invalid=672 /-]		
Value	Label	Cases	Percentage
1	Agree	634	<div><div></div></div> 26.5%
2	Disagree	1758	<div><div></div></div> 73.5%
93	Prefer not to answer	0	
Sysmiss		672	
Warning: these figures indicate the number of cases found in the data file. They cannot be interpreted as summary statistics of the population of interest.			
# srs_gems28: If someone insults a man he should defend his reputation with force if he has to			
Information	[Type= discrete] [Format=numeric] [Range= 1-93] [Missing=*]		
Statistics [NW/ W]	[Valid=2391 /-] [Invalid=673 /-]		
Value	Label	Cases	Percentage
1	Agree	754	<div><div></div></div> 31.5%
2	Disagree	1637	<div><div></div></div> 68.5%
93	Prefer not to answer	0	
Sysmiss		673	

# srs_gems28: If someone insults a man he should defend his reputation with force if he has to			
Warning: these figures indicate the number of cases found in the data file. They cannot be interpreted as summary statistics of the population of interest.			
# srs_gems29: It is okay for a man to hit his wife if she won't have sex with him.			
Information	[Type= discrete] [Format=numeric] [Range= 1-93] [Missing=*]		
Statistics [NW/ W]	[Valid=2390 /-] [Invalid=674 /-]		
<b>Value</b>	<b>Label</b>	<b>Cases</b>	<b>Percentage</b>
1	Agree	185	7.7%
2	Disagree	2205	92.3%
93	Prefer not to answer	0	
Sysmiss		674	
Warning: these figures indicate the number of cases found in the data file. They cannot be interpreted as summary statistics of the population of interest.			
# srs_gems30: A man using violence against his sexual partner is a private matter that shouldn			
Information	[Type= discrete] [Format=numeric] [Range= 1-93] [Missing=*]		
Statistics [NW/ W]	[Valid=2392 /-] [Invalid=672 /-]		
<b>Value</b>	<b>Label</b>	<b>Cases</b>	<b>Percentage</b>
1	Agree	670	28.0%
2	Disagree	1722	72.0%
93	Prefer not to answer	0	
Sysmiss		672	
Warning: these figures indicate the number of cases found in the data file. They cannot be interpreted as summary statistics of the population of interest.			
# srs_female_violence_0: Has any male ever done any of the following things to you:			
Information	[Type= discrete] [Format=numeric] [Range= 0-16] [Missing=*]		
Statistics [NW/ W]	[Valid=36 /-] [Invalid=3028 /-]		
<b>Value</b>	<b>Label</b>	<b>Cases</b>	<b>Percentage</b>
0	Say or do something to humiliate you in front of others?	36	100.0%
2	No	0	
3	Threaten to hurt or harm you or someone close to you?	0	
4	Insult you or make you feel bad about yourself?	0	
5	Push you, shake you, or throw something at you	0	
6	Slap you	0	
7	Twist your arm or pull your hair	0	
8	Punch you with his fist or something that could hurt you	0	
9	Kick you, drag you, or beat you up	0	
10	Try to choke you or burn you on purpose	0	
11	Threatened to attack you with a knife or other weapon	0	
12	Attacked you with a weapon	0	
13	Touched you in a sexual way (e.g. kissing, grabbing, or fondling), when you did not want them to	0	
14	Try to have sexual intercourse with you when you did not want to but did not succeed	0	
15	Physically forced you to have sexual intercourse even when you did not want to	0	
16	Forced you to perform sexual acts when you did not want to	0	
Sysmiss		3028	
Warning: these figures indicate the number of cases found in the data file. They cannot be interpreted as summary statistics of the population of interest.			

# srs_female_violence_2: Has any male ever done any of the following things to you:			
Information	[Type= discrete] [Format=numeric] [Range= 0-16] [Missing=*]		
Statistics [NW/ W]	[Valid=333 /-] [Invalid=2731 /-]		
Value	Label	Cases	Percentage
0	Say or do something to humiliate you in front of others?	0	
2	No	333	100.0%
3	Threaten to hurt or harm you or someone close to you?	0	
4	Insult you or make you feel bad about yourself?	0	
5	Push you, shake you, or throw something at you	0	
6	Slap you	0	
7	Twist your arm or pull your hair	0	
8	Punch you with his fist or something that could hurt you	0	
9	Kick you, drag you, or beat you up	0	
10	Try to choke you or burn you on purpose	0	
11	Threatened to attack you with a knife or other weapon	0	
12	Attacked you with a weapon	0	
13	Touched you in a sexual way (e.g. kissing, grabbing, or fondling), when you did not want them to	0	
14	Try to have sexual intercourse with you when you did not want to but did not succeed	0	
15	Physically forced you to have sexual intercourse even when you did not want to	0	
16	Forced you to perform sexual acts when you did not want to	0	
Sysmiss		2731	
Warning: these figures indicate the number of cases found in the data file. They cannot be interpreted as summary statistics of the population of interest.			
# srs_female_violence_3: Has any male ever done any of the following things to you:			
Information	[Type= discrete] [Format=numeric] [Range= 0-16] [Missing=*]		
Statistics [NW/ W]	[Valid=26 /-] [Invalid=3038 /-]		
Value	Label	Cases	Percentage
0	Say or do something to humiliate you in front of others?	0	
2	No	0	
3	Threaten to hurt or harm you or someone close to you?	26	100.0%
4	Insult you or make you feel bad about yourself?	0	
5	Push you, shake you, or throw something at you	0	
6	Slap you	0	
7	Twist your arm or pull your hair	0	
8	Punch you with his fist or something that could hurt you	0	
9	Kick you, drag you, or beat you up	0	
10	Try to choke you or burn you on purpose	0	
11	Threatened to attack you with a knife or other weapon	0	
12	Attacked you with a weapon	0	
13	Touched you in a sexual way (e.g. kissing, grabbing, or fondling), when you did not want them to	0	
14	Try to have sexual intercourse with you when you did not want to but did not succeed	0	
15	Physically forced you to have sexual intercourse even when you did not want to	0	
16	Forced you to perform sexual acts when you did not want to	0	

# srs_female_violence_3: Has any male ever done any of the following things to you:			
Value	Label	Cases	Percentage
Sysmiss		3038	
Warning: these figures indicate the number of cases found in the data file. They cannot be interpreted as summary statistics of the population of interest.			
# srs_female_violence_4: Has any male ever done any of the following things to you:			
Information	[Type= discrete] [Format=numeric] [Range= 0-16] [Missing=*]		
Statistics [NW/ W]	[Valid=43 /-] [Invalid=3021 /-]		
Value	Label	Cases	Percentage
0	Say or do something to humiliate you in front of others?	0	
2	No	0	
3	Threaten to hurt or harm you or someone close to you?	0	
4	Insult you or make you feel bad about yourself?	43	100.0%
5	Push you, shake you, or throw something at you	0	
6	Slap you	0	
7	Twist your arm or pull your hair	0	
8	Punch you with his fist or something that could hurt you	0	
9	Kick you, drag you, or beat you up	0	
10	Try to choke you or burn you on purpose	0	
11	Threatened to attack you with a knife or other weapon	0	
12	Attacked you with a weapon	0	
13	Touched you in a sexual way (e.g. kissing, grabbing, or fondling), when you did not want them to	0	
14	Try to have sexual intercourse with you when you did not want to but did not succeed	0	
15	Physically forced you to have sexual intercourse even when you did not want to	0	
16	Forced you to perform sexual acts when you did not want to	0	
Sysmiss		3021	
Warning: these figures indicate the number of cases found in the data file. They cannot be interpreted as summary statistics of the population of interest.			
# srs_female_violence_5: Has any male ever done any of the following things to you:			
Information	[Type= discrete] [Format=numeric] [Range= 0-16] [Missing=*]		
Statistics [NW/ W]	[Valid=11 /-] [Invalid=3053 /-]		
Value	Label	Cases	Percentage
0	Say or do something to humiliate you in front of others?	0	
2	No	0	
3	Threaten to hurt or harm you or someone close to you?	0	
4	Insult you or make you feel bad about yourself?	0	
5	Push you, shake you, or throw something at you	11	100.0%
6	Slap you	0	
7	Twist your arm or pull your hair	0	
8	Punch you with his fist or something that could hurt you	0	
9	Kick you, drag you, or beat you up	0	
10	Try to choke you or burn you on purpose	0	
11	Threatened to attack you with a knife or other weapon	0	
12	Attacked you with a weapon	0	
13	Touched you in a sexual way (e.g. kissing, grabbing, or fondling), when you did not want them to	0	

# srs_female_violence_5: Has any male ever done any of the following things to you:			
Value	Label	Cases	Percentage
14	Try to have sexual intercourse with you when you did not want to but did not succeed	0	
15	Physically forced you to have sexual intercourse even when you did not want to	0	
16	Forced you to perform sexual acts when you did not want to	0	
Sysmiss		3053	
Warning: these figures indicate the number of cases found in the data file. They cannot be interpreted as summary statistics of the population of interest.			
# srs_female_violence_6: Has any male ever done any of the following things to you:			
Information	[Type= discrete] [Format=numeric] [Range= 0-16] [Missing=*]		
Statistics [NW/ W]	[Valid=46 /-] [Invalid=3018 /-]		
Value	Label	Cases	Percentage
0	Say or do something to humiliate you in front of others?	0	
2	No	0	
3	Threaten to hurt or harm you or someone close to you?	0	
4	Insult you or make you feel bad about yourself?	0	
5	Push you, shake you, or throw something at you	0	
6	Slap you	46	100.0%
7	Twist your arm or pull your hair	0	
8	Punch you with his fist or something that could hurt you	0	
9	Kick you, drag you, or beat you up	0	
10	Try to choke you or burn you on purpose	0	
11	Threatened to attack you with a knife or other weapon	0	
12	Attacked you with a weapon	0	
13	Touched you in a sexual way (e.g. kissing, grabbing, or fondling), when you did not want them to	0	
14	Try to have sexual intercourse with you when you did not want to but did not succeed	0	
15	Physically forced you to have sexual intercourse even when you did not want to	0	
16	Forced you to perform sexual acts when you did not want to	0	
Sysmiss		3018	
Warning: these figures indicate the number of cases found in the data file. They cannot be interpreted as summary statistics of the population of interest.			
# srs_female_violence_7: Has any male ever done any of the following things to you:			
Information	[Type= discrete] [Format=numeric] [Range= 0-16] [Missing=*]		
Statistics [NW/ W]	[Valid=14 /-] [Invalid=3050 /-]		
Value	Label	Cases	Percentage
0	Say or do something to humiliate you in front of others?	0	
2	No	0	
3	Threaten to hurt or harm you or someone close to you?	0	
4	Insult you or make you feel bad about yourself?	0	
5	Push you, shake you, or throw something at you	0	
6	Slap you	0	
7	Twist your arm or pull your hair	14	100.0%
8	Punch you with his fist or something that could hurt you	0	
9	Kick you, drag you, or beat you up	0	

# srs_female_violence_7: Has any male ever done any of the following things to you:			
Value	Label	Cases	Percentage
10	Try to choke you or burn you on purpose	0	
11	Threatened to attack you with a knife or other weapon	0	
12	Attacked you with a weapon	0	
13	Touched you in a sexual way (e.g. kissing, grabbing, or fondling), when you did not want them to	0	
14	Try to have sexual intercourse with you when you did not want to but did not succeed	0	
15	Physically forced you to have sexual intercourse even when you did not want to	0	
16	Forced you to perform sexual acts when you did not want to	0	
Sysmiss		3050	
Warning: these figures indicate the number of cases found in the data file. They cannot be interpreted as summary statistics of the population of interest.			
# srs_female_violence_8: Has any male ever done any of the following things to you:			
Information	[Type= discrete] [Format=numeric] [Range= 0-16] [Missing=*]		
Statistics [NW/ W]	[Valid=9 /-] [Invalid=3055 /-]		
Value	Label	Cases	Percentage
0	Say or do something to humiliate you in front of others?	0	
2	No	0	
3	Threaten to hurt or harm you or someone close to you?	0	
4	Insult you or make you feel bad about yourself?	0	
5	Push you, shake you, or throw something at you	0	
6	Slap you	0	
7	Twist your arm or pull your hair	0	
8	Punch you with his fist or something that could hurt you	9	100.0%
9	Kick you, drag you, or beat you up	0	
10	Try to choke you or burn you on purpose	0	
11	Threatened to attack you with a knife or other weapon	0	
12	Attacked you with a weapon	0	
13	Touched you in a sexual way (e.g. kissing, grabbing, or fondling), when you did not want them to	0	
14	Try to have sexual intercourse with you when you did not want to but did not succeed	0	
15	Physically forced you to have sexual intercourse even when you did not want to	0	
16	Forced you to perform sexual acts when you did not want to	0	
Sysmiss		3055	
Warning: these figures indicate the number of cases found in the data file. They cannot be interpreted as summary statistics of the population of interest.			
# srs_female_violence_9: Has any male ever done any of the following things to you:			
Information	[Type= discrete] [Format=numeric] [Range= 0-16] [Missing=*]		
Statistics [NW/ W]	[Valid=18 /-] [Invalid=3046 /-]		
Value	Label	Cases	Percentage
0	Say or do something to humiliate you in front of others?	0	
2	No	0	
3	Threaten to hurt or harm you or someone close to you?	0	
4	Insult you or make you feel bad about yourself?	0	
5	Push you, shake you, or throw something at you	0	

# srs_female_violence_9: Has any male ever done any of the following things to you:				
Value	Label	Cases	Percentage	
6	Slap you	0	<div><div></div></div> 100.0%	
7	Twist your arm or pull your hair	0		
8	Punch you with his fist or something that could hurt you	0		
9	Kick you, drag you, or beat you up	18		
10	Try to choke you or burn you on purpose	0		
11	Threatened to attack you with a knife or other weapon	0		
12	Attacked you with a weapon	0		
13	Touched you in a sexual way (e.g. kissing, grabbing, or fondling), when you did not want them to	0		
14	Try to have sexual intercourse with you when you did not want to but did not succeed	0		
15	Physically forced you to have sexual intercourse even when you did not want to	0		
16	Forced you to perform sexual acts when you did not want to	0		
Sysmiss		3046		
Warning: these figures indicate the number of cases found in the data file. They cannot be interpreted as summary statistics of the population of interest.				
# srs_female_violence_10: Has any male ever done any of the following things to you:				
Information	[Type= discrete] [Format=numeric] [Range= 0-16] [Missing=*]			
Statistics [NW/ W]	[Valid=6 /-] [Invalid=3058 /-]			
Value	Label	Cases	Percentage	
0	Say or do something to humiliate you in front of others?	0	<div><div></div></div> 100.0%	
2	No	0		
3	Threaten to hurt or harm you or someone close to you?	0		
4	Insult you or make you feel bad about yourself?	0		
5	Push you, shake you, or throw something at you	0		
6	Slap you	0		
7	Twist your arm or pull your hair	0		
8	Punch you with his fist or something that could hurt you	0		
9	Kick you, drag you, or beat you up	0		
10	Try to choke you or burn you on purpose	6		
11	Threatened to attack you with a knife or other weapon	0		
12	Attacked you with a weapon	0		
13	Touched you in a sexual way (e.g. kissing, grabbing, or fondling), when you did not want them to	0		
14	Try to have sexual intercourse with you when you did not want to but did not succeed	0		
15	Physically forced you to have sexual intercourse even when you did not want to	0		
16	Forced you to perform sexual acts when you did not want to	0		
Sysmiss		3058		
Warning: these figures indicate the number of cases found in the data file. They cannot be interpreted as summary statistics of the population of interest.				
# srs_female_violence_11: Has any male ever done any of the following things to you:				
Information	[Type= discrete] [Format=numeric] [Range= 0-16] [Missing=*]			
Statistics [NW/ W]	[Valid=7 /-] [Invalid=3057 /-]			
Value	Label	Cases	Percentage	
0	Say or do something to humiliate you in front of others?	0		

### # srs\_female\_violence\_11: Has any male ever done any of the following things to you:

Value	Label	Cases	Percentage
2	No	0	
3	Threaten to hurt or harm you or someone close to you?	0	
4	Insult you or make you feel bad about yourself?	0	
5	Push you, shake you, or throw something at you	0	
6	Slap you	0	
7	Twist your arm or pull your hair	0	
8	Punch you with his fist or something that could hurt you	0	
9	Kick you, drag you, or beat you up	0	
10	Try to choke you or burn you on purpose	0	
11	Threatened to attack you with a knife or other weapon	7	100.0%
12	Attacked you with a weapon	0	
13	Touched you in a sexual way (e.g. kissing, grabbing, or fondling), when you did not want them to	0	
14	Try to have sexual intercourse with you when you did not want to but did not succeed	0	
15	Physically forced you to have sexual intercourse even when you did not want to	0	
16	Forced you to perform sexual acts when you did not want to	0	
Sysmiss		3057	

Warning: these figures indicate the number of cases found in the data file. They cannot be interpreted as summary statistics of the population of interest.

### # srs\_female\_violence\_12: Has any male ever done any of the following things to you:

Information	[Type= discrete] [Format=numeric] [Range= 0-16] [Missing=*]		
Statistics [NW/ W]	[Valid=8 /-] [Invalid=3056 /-]		
Value	Label	Cases	Percentage
0	Say or do something to humiliate you in front of others?	0	
2	No	0	
3	Threaten to hurt or harm you or someone close to you?	0	
4	Insult you or make you feel bad about yourself?	0	
5	Push you, shake you, or throw something at you	0	
6	Slap you	0	
7	Twist your arm or pull your hair	0	
8	Punch you with his fist or something that could hurt you	0	
9	Kick you, drag you, or beat you up	0	
10	Try to choke you or burn you on purpose	0	
11	Threatened to attack you with a knife or other weapon	0	
12	Attacked you with a weapon	8	100.0%
13	Touched you in a sexual way (e.g. kissing, grabbing, or fondling), when you did not want them to	0	
14	Try to have sexual intercourse with you when you did not want to but did not succeed	0	
15	Physically forced you to have sexual intercourse even when you did not want to	0	
16	Forced you to perform sexual acts when you did not want to	0	
Sysmiss		3056	

Warning: these figures indicate the number of cases found in the data file. They cannot be interpreted as summary statistics of the population of interest.

# srs_female_violence_13: Has any male ever done any of the following things to you:			
Information	[Type= discrete] [Format=numeric] [Range= 0-16] [Missing=*]		
Statistics [NW/ W]	[Valid=7 /-] [Invalid=3057 /-]		
Value	Label	Cases	Percentage
0	Say or do something to humiliate you in front of others?	0	
2	No	0	
3	Threaten to hurt or harm you or someone close to you?	0	
4	Insult you or make you feel bad about yourself?	0	
5	Push you, shake you, or throw something at you	0	
6	Slap you	0	
7	Twist your arm or pull your hair	0	
8	Punch you with his fist or something that could hurt you	0	
9	Kick you, drag you, or beat you up	0	
10	Try to choke you or burn you on purpose	0	
11	Threatened to attack you with a knife or other weapon	0	
12	Attacked you with a weapon	0	
13	Touched you in a sexual way (e.g. kissing, grabbing, or fondling), when you did not want them to	7	100.0%
14	Try to have sexual intercourse with you when you did not want to but did not succeed	0	
15	Physically forced you to have sexual intercourse even when you did not want to	0	
16	Forced you to perform sexual acts when you did not want to	0	
Sysmiss		3057	
Warning: these figures indicate the number of cases found in the data file. They cannot be interpreted as summary statistics of the population of interest.			
# srs_female_violence_14: Has any male ever done any of the following things to you:			
Information	[Type= discrete] [Format=numeric] [Range= 0-16] [Missing=*]		
Statistics [NW/ W]	[Valid=10 /-] [Invalid=3054 /-]		
Value	Label	Cases	Percentage
0	Say or do something to humiliate you in front of others?	0	
2	No	0	
3	Threaten to hurt or harm you or someone close to you?	0	
4	Insult you or make you feel bad about yourself?	0	
5	Push you, shake you, or throw something at you	0	
6	Slap you	0	
7	Twist your arm or pull your hair	0	
8	Punch you with his fist or something that could hurt you	0	
9	Kick you, drag you, or beat you up	0	
10	Try to choke you or burn you on purpose	0	
11	Threatened to attack you with a knife or other weapon	0	
12	Attacked you with a weapon	0	
13	Touched you in a sexual way (e.g. kissing, grabbing, or fondling), when you did not want them to	0	
14	Try to have sexual intercourse with you when you did not want to but did not succeed	10	100.0%
15	Physically forced you to have sexual intercourse even when you did not want to	0	
16	Forced you to perform sexual acts when you did not want to	0	

# srs_female_violence_14: Has any male ever done any of the following things to you:			
Value	Label	Cases	Percentage
Sysmiss		3054	
Warning: these figures indicate the number of cases found in the data file. They cannot be interpreted as summary statistics of the population of interest.			
# srs_female_violence_15: Has any male ever done any of the following things to you:			
Information	[Type= discrete] [Format=numeric] [Range= 0-16] [Missing=*]		
Statistics [NW/ W]	[Valid=10 /-] [Invalid=3054 /-]		
Value	Label	Cases	Percentage
0	Say or do something to humiliate you in front of others?	0	
2	No	0	
3	Threaten to hurt or harm you or someone close to you?	0	
4	Insult you or make you feel bad about yourself?	0	
5	Push you, shake you, or throw something at you	0	
6	Slap you	0	
7	Twist your arm or pull your hair	0	
8	Punch you with his fist or something that could hurt you	0	
9	Kick you, drag you, or beat you up	0	
10	Try to choke you or burn you on purpose	0	
11	Threatened to attack you with a knife or other weapon	0	
12	Attacked you with a weapon	0	
13	Touched you in a sexual way (e.g. kissing, grabbing, or fondling), when you did not want them to	0	
14	Try to have sexual intercourse with you when you did not want to but did not succeed	0	
15	Physically forced you to have sexual intercourse even when you did not want to	10	100.0%
16	Forced you to perform sexual acts when you did not want to	0	
Sysmiss		3054	
Warning: these figures indicate the number of cases found in the data file. They cannot be interpreted as summary statistics of the population of interest.			
# srs_female_violence_16: Has any male ever done any of the following things to you:			
Information	[Type= discrete] [Format=numeric] [Range= 0-16] [Missing=*]		
Statistics [NW/ W]	[Valid=7 /-] [Invalid=3057 /-]		
Value	Label	Cases	Percentage
0	Say or do something to humiliate you in front of others?	0	
2	No	0	
3	Threaten to hurt or harm you or someone close to you?	0	
4	Insult you or make you feel bad about yourself?	0	
5	Push you, shake you, or throw something at you	0	
6	Slap you	0	
7	Twist your arm or pull your hair	0	
8	Punch you with his fist or something that could hurt you	0	
9	Kick you, drag you, or beat you up	0	
10	Try to choke you or burn you on purpose	0	
11	Threatened to attack you with a knife or other weapon	0	
12	Attacked you with a weapon	0	
13	Touched you in a sexual way (e.g. kissing, grabbing, or fondling), when you did not want them to	0	

# srs_female_violence_16: Has any male ever done any of the following things to you:			
Value	Label	Cases	Percentage
14	Try to have sexual intercourse with you when you did not want to but did not succeed	0	
15	Physically forced you to have sexual intercourse even when you did not want to	0	
16	Forced you to perform sexual acts when you did not want to	7	<div><div></div></div> 100.0%
Sysmiss		3057	
Warning: these figures indicate the number of cases found in the data file. They cannot be interpreted as summary statistics of the population of interest.			
# srs_female_violen_12mths_0: Has any male done any of the following things to you in the last 12 months:			
Information	[Type= discrete] [Format=numeric] [Range= 0-16] [Missing=*]		
Statistics [NW/ W]	[Valid=22 /-] [Invalid=3042 /-]		
Value	Label	Cases	Percentage
0	Say or do something to humiliate you in front of others?	22	<div><div></div></div> 100.0%
2	No	0	
3	Threaten to hurt or harm you or someone close to you?	0	
4	Insult you or make you feel bad about yourself?	0	
5	Push you, shake you, or throw something at you	0	
6	Slap you	0	
7	Twist your arm or pull your hair	0	
8	Punch you with his fist or something that could hurt you	0	
9	Kick you, drag you, or beat you up	0	
10	Try to choke you or burn you on purpose	0	
11	Threatened to attack you with a knife or other weapon	0	
12	Attacked you with a weapon	0	
13	Touched you in a sexual way (e.g. kissing, grabbing, or fondling), when you did not want them to	0	
14	Try to have sexual intercourse with you when you did not want to but did not succeed	0	
15	Physically forced you to have sexual intercourse even when you did not want to	0	
16	Forced you to perform sexual acts when you did not want to	0	
Sysmiss		3042	
Warning: these figures indicate the number of cases found in the data file. They cannot be interpreted as summary statistics of the population of interest.			
# srs_female_violen_12mths_2: Has any male done any of the following things to you in the last 12 months:			
Information	[Type= discrete] [Format=numeric] [Range= 0-16] [Missing=*]		
Statistics [NW/ W]	[Valid=369 /-] [Invalid=2695 /-]		
Value	Label	Cases	Percentage
0	Say or do something to humiliate you in front of others?	0	
2	No	369	<div><div></div></div> 100.0%
3	Threaten to hurt or harm you or someone close to you?	0	
4	Insult you or make you feel bad about yourself?	0	
5	Push you, shake you, or throw something at you	0	
6	Slap you	0	
7	Twist your arm or pull your hair	0	
8	Punch you with his fist or something that could hurt you	0	
9	Kick you, drag you, or beat you up	0	

### # srs\_female\_violen\_12mths\_2: Has any male done any of the following things to you in the last 12 months:

Value	Label	Cases	Percentage
10	Try to choke you or burn you on purpose	0	
11	Threatened to attack you with a knife or other weapon	0	
12	Attacked you with a weapon	0	
13	Touched you in a sexual way (e.g. kissing, grabbing, or fondling), when you did not want them to	0	
14	Try to have sexual intercourse with you when you did not want to but did not succeed	0	
15	Physically forced you to have sexual intercourse even when you did not want to	0	
16	Forced you to perform sexual acts when you did not want to	0	
Sysmiss		2695	

Warning: these figures indicate the number of cases found in the data file. They cannot be interpreted as summary statistics of the population of interest.

### # srs\_female\_violen\_12mths\_3: Has any male done any of the following things to you in the last 12 months:

<b>Information</b>	[Type= discrete] [Format=numeric] [Range= 0-16] [Missing=*]
<b>Statistics [NW/ W]</b>	[Valid=11 /-] [Invalid=3053 /-]

Value	Label	Cases	Percentage
0	Say or do something to humiliate you in front of others?	0	
2	No	0	
3	Threaten to hurt or harm you or someone close to you?	11	100.0%
4	Insult you or make you feel bad about yourself?	0	
5	Push you, shake you, or throw something at you	0	
6	Slap you	0	
7	Twist your arm or pull your hair	0	
8	Punch you with his fist or something that could hurt you	0	
9	Kick you, drag you, or beat you up	0	
10	Try to choke you or burn you on purpose	0	
11	Threatened to attack you with a knife or other weapon	0	
12	Attacked you with a weapon	0	
13	Touched you in a sexual way (e.g. kissing, grabbing, or fondling), when you did not want them to	0	
14	Try to have sexual intercourse with you when you did not want to but did not succeed	0	
15	Physically forced you to have sexual intercourse even when you did not want to	0	
16	Forced you to perform sexual acts when you did not want to	0	
Sysmiss		3053	

Warning: these figures indicate the number of cases found in the data file. They cannot be interpreted as summary statistics of the population of interest.

### # srs\_female\_violen\_12mths\_4: Has any male done any of the following things to you in the last 12 months:

<b>Information</b>	[Type= discrete] [Format=numeric] [Range= 0-16] [Missing=*]
<b>Statistics [NW/ W]</b>	[Valid=16 /-] [Invalid=3048 /-]

Value	Label	Cases	Percentage
0	Say or do something to humiliate you in front of others?	0	
2	No	0	
3	Threaten to hurt or harm you or someone close to you?	0	
4	Insult you or make you feel bad about yourself?	16	100.0%
5	Push you, shake you, or throw something at you	0	

**# srs\_female\_violen\_12mths\_4: Has any male done any of the following things to you in the last 12 months:**

Value	Label	Cases	Percentage
6	Slap you	0	
7	Twist your arm or pull your hair	0	
8	Punch you with his fist or something that could hurt you	0	
9	Kick you, drag you, or beat you up	0	
10	Try to choke you or burn you on purpose	0	
11	Threatened to attack you with a knife or other weapon	0	
12	Attacked you with a weapon	0	
13	Touched you in a sexual way (e.g. kissing, grabbing, or fondling), when you did not want them to	0	
14	Try to have sexual intercourse with you when you did not want to but did not succeed	0	
15	Physically forced you to have sexual intercourse even when you did not want to	0	
16	Forced you to perform sexual acts when you did not want to	0	
Sysmiss		3048	

*Warning: these figures indicate the number of cases found in the data file. They cannot be interpreted as summary statistics of the population of interest.*

**# srs\_female\_violen\_12mths\_5: Has any male done any of the following things to you in the last 12 months:**

<b>Information</b>	[Type= discrete] [Format=numeric] [Range= 0-16] [Missing=*]
<b>Statistics [NW/ W]</b>	[Valid=2 /-] [Invalid=3062 /-]

Value	Label	Cases	Percentage
0	Say or do something to humiliate you in front of others?	0	
2	No	0	
3	Threaten to hurt or harm you or someone close to you?	0	
4	Insult you or make you feel bad about yourself?	0	
5	Push you, shake you, or throw something at you	2	100.0%
6	Slap you	0	
7	Twist your arm or pull your hair	0	
8	Punch you with his fist or something that could hurt you	0	
9	Kick you, drag you, or beat you up	0	
10	Try to choke you or burn you on purpose	0	
11	Threatened to attack you with a knife or other weapon	0	
12	Attacked you with a weapon	0	
13	Touched you in a sexual way (e.g. kissing, grabbing, or fondling), when you did not want them to	0	
14	Try to have sexual intercourse with you when you did not want to but did not succeed	0	
15	Physically forced you to have sexual intercourse even when you did not want to	0	
16	Forced you to perform sexual acts when you did not want to	0	
Sysmiss		3062	

*Warning: these figures indicate the number of cases found in the data file. They cannot be interpreted as summary statistics of the population of interest.*

**# srs\_female\_violen\_12mths\_6: Has any male done any of the following things to you in the last 12 months:**

<b>Information</b>	[Type= discrete] [Format=numeric] [Range= 0-16] [Missing=*]
<b>Statistics [NW/ W]</b>	[Valid=16 /-] [Invalid=3048 /-]

Value	Label	Cases	Percentage
0	Say or do something to humiliate you in front of others?	0	

**# srs\_female\_violen\_12mths\_6: Has any male done any of the following things to you in the last 12 months:**

Value	Label	Cases	Percentage
2	No	0	
3	Threaten to hurt or harm you or someone close to you?	0	
4	Insult you or make you feel bad about yourself?	0	
5	Push you, shake you, or throw something at you	0	
6	Slap you	16	100.0%
7	Twist your arm or pull your hair	0	
8	Punch you with his fist or something that could hurt you	0	
9	Kick you, drag you, or beat you up	0	
10	Try to choke you or burn you on purpose	0	
11	Threatened to attack you with a knife or other weapon	0	
12	Attacked you with a weapon	0	
13	Touched you in a sexual way (e.g. kissing, grabbing, or fondling), when you did not want them to	0	
14	Try to have sexual intercourse with you when you did not want to but did not succeed	0	
15	Physically forced you to have sexual intercourse even when you did not want to	0	
16	Forced you to perform sexual acts when you did not want to	0	
Sysmiss		3048	

*Warning: these figures indicate the number of cases found in the data file. They cannot be interpreted as summary statistics of the population of interest.*

**# srs\_female\_violen\_12mths\_7: Has any male done any of the following things to you in the last 12 months:**

<b>Information</b>	[Type= discrete] [Format=numeric] [Range= 0-16] [Missing=*]
<b>Statistics [NW/ W]</b>	[Valid=4 /-] [Invalid=3060 /-]

Value	Label	Cases	Percentage
0	Say or do something to humiliate you in front of others?	0	
2	No	0	
3	Threaten to hurt or harm you or someone close to you?	0	
4	Insult you or make you feel bad about yourself?	0	
5	Push you, shake you, or throw something at you	0	
6	Slap you	0	
7	Twist your arm or pull your hair	4	100.0%
8	Punch you with his fist or something that could hurt you	0	
9	Kick you, drag you, or beat you up	0	
10	Try to choke you or burn you on purpose	0	
11	Threatened to attack you with a knife or other weapon	0	
12	Attacked you with a weapon	0	
13	Touched you in a sexual way (e.g. kissing, grabbing, or fondling), when you did not want them to	0	
14	Try to have sexual intercourse with you when you did not want to but did not succeed	0	
15	Physically forced you to have sexual intercourse even when you did not want to	0	
16	Forced you to perform sexual acts when you did not want to	0	
Sysmiss		3060	

*Warning: these figures indicate the number of cases found in the data file. They cannot be interpreted as summary statistics of the population of interest.*

# srs_female_violen_12mths_8: Has any male done any of the following things to you in the last 12 months:			
Information		[Type= discrete] [Format=numeric] [Range= 0-16] [Missing=*]	
Statistics [NW/ W]		[Valid=4 /-] [Invalid=3060 /-]	
Value	Label	Cases	Percentage
0	Say or do something to humiliate you in front of others?	0	
2	No	0	
3	Threaten to hurt or harm you or someone close to you?	0	
4	Insult you or make you feel bad about yourself?	0	
5	Push you, shake you, or throw something at you	0	
6	Slap you	0	
7	Twist your arm or pull your hair	0	
8	Punch you with his fist or something that could hurt you	4	<div><div></div></div> 100.0%
9	Kick you, drag you, or beat you up	0	
10	Try to choke you or burn you on purpose	0	
11	Threatened to attack you with a knife or other weapon	0	
12	Attacked you with a weapon	0	
13	Touched you in a sexual way (e.g. kissing, grabbing, or fondling), when you did not want them to	0	
14	Try to have sexual intercourse with you when you did not want to but did not succeed	0	
15	Physically forced you to have sexual intercourse even when you did not want to	0	
16	Forced you to perform sexual acts when you did not want to	0	
Sysmiss		3060	
Warning: these figures indicate the number of cases found in the data file. They cannot be interpreted as summary statistics of the population of interest.			
# srs_female_violen_12mths_9: Has any male done any of the following things to you in the last 12 months:			
Information		[Type= discrete] [Format=numeric] [Range= 0-16] [Missing=*]	
Statistics [NW/ W]		[Valid=5 /-] [Invalid=3059 /-]	
Value	Label	Cases	Percentage
0	Say or do something to humiliate you in front of others?	0	
2	No	0	
3	Threaten to hurt or harm you or someone close to you?	0	
4	Insult you or make you feel bad about yourself?	0	
5	Push you, shake you, or throw something at you	0	
6	Slap you	0	
7	Twist your arm or pull your hair	0	
8	Punch you with his fist or something that could hurt you	0	
9	Kick you, drag you, or beat you up	5	<div><div></div></div> 100.0%
10	Try to choke you or burn you on purpose	0	
11	Threatened to attack you with a knife or other weapon	0	
12	Attacked you with a weapon	0	
13	Touched you in a sexual way (e.g. kissing, grabbing, or fondling), when you did not want them to	0	
14	Try to have sexual intercourse with you when you did not want to but did not succeed	0	
15	Physically forced you to have sexual intercourse even when you did not want to	0	
16	Forced you to perform sexual acts when you did not want to	0	

# srs_female_violen_12mths_9: Has any male done any of the following things to you in the last 12 months:			
Value	Label	Cases	Percentage
Sysmiss		3059	
Warning: these figures indicate the number of cases found in the data file. They cannot be interpreted as summary statistics of the population of interest.			
# srs_female_violen_12mths_10: Has any male done any of the following things to you in the last 12 months:			
Information	[Type= discrete] [Format=numeric] [Range= 0-16] [Missing=*]		
Statistics [NW/ W]	[Valid=2 /-] [Invalid=3062 /-]		
Value	Label	Cases	Percentage
0	Say or do something to humiliate you in front of others?	0	
2	No	0	
3	Threaten to hurt or harm you or someone close to you?	0	
4	Insult you or make you feel bad about yourself?	0	
5	Push you, shake you, or throw something at you	0	
6	Slap you	0	
7	Twist your arm or pull your hair	0	
8	Punch you with his fist or something that could hurt you	0	
9	Kick you, drag you, or beat you up	0	
10	Try to choke you or burn you on purpose	2	100.0%
11	Threatened to attack you with a knife or other weapon	0	
12	Attacked you with a weapon	0	
13	Touched you in a sexual way (e.g. kissing, grabbing, or fondling), when you did not want them to	0	
14	Try to have sexual intercourse with you when you did not want to but did not succeed	0	
15	Physically forced you to have sexual intercourse even when you did not want to	0	
16	Forced you to perform sexual acts when you did not want to	0	
Sysmiss		3062	
Warning: these figures indicate the number of cases found in the data file. They cannot be interpreted as summary statistics of the population of interest.			
# srs_female_violen_12mths_11: Has any male done any of the following things to you in the last 12 months:			
Information	[Type= discrete] [Format=numeric] [Range= 0-16] [Missing=*]		
Statistics [NW/ W]	[Valid=3 /-] [Invalid=3061 /-]		
Value	Label	Cases	Percentage
0	Say or do something to humiliate you in front of others?	0	
2	No	0	
3	Threaten to hurt or harm you or someone close to you?	0	
4	Insult you or make you feel bad about yourself?	0	
5	Push you, shake you, or throw something at you	0	
6	Slap you	0	
7	Twist your arm or pull your hair	0	
8	Punch you with his fist or something that could hurt you	0	
9	Kick you, drag you, or beat you up	0	
10	Try to choke you or burn you on purpose	0	
11	Threatened to attack you with a knife or other weapon	3	100.0%
12	Attacked you with a weapon	0	
13	Touched you in a sexual way (e.g. kissing, grabbing, or fondling), when you did not want them to	0	

# srs_female_violen_12mths_11: Has any male done any of the following things to you in the last 12 months:			
Value	Label	Cases	Percentage
14	Try to have sexual intercourse with you when you did not want to but did not succeed	0	
15	Physically forced you to have sexual intercourse even when you did not want to	0	
16	Forced you to perform sexual acts when you did not want to	0	
Sysmiss		3061	
Warning: these figures indicate the number of cases found in the data file. They cannot be interpreted as summary statistics of the population of interest.			
# srs_female_violen_12mths_12: Has any male done any of the following things to you in the last 12 months:			
Information	[Type= discrete] [Format=numeric] [Range= 0-16] [Missing=*]		
Statistics [NW/ W]	[Valid=1 /-] [Invalid=3063 /-]		
Value	Label	Cases	Percentage
0	Say or do something to humiliate you in front of others?	0	
2	No	0	
3	Threaten to hurt or harm you or someone close to you?	0	
4	Insult you or make you feel bad about yourself?	0	
5	Push you, shake you, or throw something at you	0	
6	Slap you	0	
7	Twist your arm or pull your hair	0	
8	Punch you with his fist or something that could hurt you	0	
9	Kick you, drag you, or beat you up	0	
10	Try to choke you or burn you on purpose	0	
11	Threatened to attack you with a knife or other weapon	0	
12	Attacked you with a weapon	1	100.0%
13	Touched you in a sexual way (e.g. kissing, grabbing, or fondling), when you did not want them to	0	
14	Try to have sexual intercourse with you when you did not want to but did not succeed	0	
15	Physically forced you to have sexual intercourse even when you did not want to	0	
16	Forced you to perform sexual acts when you did not want to	0	
Sysmiss		3063	
Warning: these figures indicate the number of cases found in the data file. They cannot be interpreted as summary statistics of the population of interest.			
# srs_female_violen_12mths_13: Has any male done any of the following things to you in the last 12 months:			
Information	[Type= discrete] [Format=numeric] [Range= 0-16] [Missing=*]		
Statistics [NW/ W]	[Valid=1 /-] [Invalid=3063 /-]		
Value	Label	Cases	Percentage
0	Say or do something to humiliate you in front of others?	0	
2	No	0	
3	Threaten to hurt or harm you or someone close to you?	0	
4	Insult you or make you feel bad about yourself?	0	
5	Push you, shake you, or throw something at you	0	
6	Slap you	0	
7	Twist your arm or pull your hair	0	
8	Punch you with his fist or something that could hurt you	0	
9	Kick you, drag you, or beat you up	0	

# srs_female_violen_12mths_13: Has any male done any of the following things to you in the last 12 months:				
Value	Label	Cases	Percentage	
10	Try to choke you or burn you on purpose	0	<div><div></div></div> 100.0%	
11	Threatened to attack you with a knife or other weapon	0		
12	Attacked you with a weapon	0		
13	Touched you in a sexual way (e.g. kissing, grabbing, or fondling), when you did not want them to	1		
14	Try to have sexual intercourse with you when you did not want to but did not succeed	0		
15	Physically forced you to have sexual intercourse even when you did not want to	0		
16	Forced you to perform sexual acts when you did not want to	0		
Sysmiss		3063		
Warning: these figures indicate the number of cases found in the data file. They cannot be interpreted as summary statistics of the population of interest.				
# srs_female_violen_12mths_14: Has any male done any of the following things to you in the last 12 months:				
Information	[Type= discrete] [Format=numeric] [Range= 0-16] [Missing=*]			
Statistics [NW/ W]	[Valid=2 /-] [Invalid=3062 /-]			
Value	Label	Cases	Percentage	
0	Say or do something to humiliate you in front of others?	0	<div><div></div></div> 100.0%	
2	No	0		
3	Threaten to hurt or harm you or someone close to you?	0		
4	Insult you or make you feel bad about yourself?	0		
5	Push you, shake you, or throw something at you	0		
6	Slap you	0		
7	Twist your arm or pull your hair	0		
8	Punch you with his fist or something that could hurt you	0		
9	Kick you, drag you, or beat you up	0		
10	Try to choke you or burn you on purpose	0		
11	Threatened to attack you with a knife or other weapon	0		
12	Attacked you with a weapon	0		
13	Touched you in a sexual way (e.g. kissing, grabbing, or fondling), when you did not want them to	0		
14	Try to have sexual intercourse with you when you did not want to but did not succeed	2		
15	Physically forced you to have sexual intercourse even when you did not want to	0		
16	Forced you to perform sexual acts when you did not want to	0		
Sysmiss		3062		
Warning: these figures indicate the number of cases found in the data file. They cannot be interpreted as summary statistics of the population of interest.				
# srs_female_violen_12mths_15: Has any male done any of the following things to you in the last 12 months:				
Information	[Type= discrete] [Format=numeric] [Range= 0-16] [Missing=*]			
Statistics [NW/ W]	[Valid=5 /-] [Invalid=3059 /-]			
Value	Label	Cases	Percentage	
0	Say or do something to humiliate you in front of others?	0		
2	No	0		
3	Threaten to hurt or harm you or someone close to you?	0		
4	Insult you or make you feel bad about yourself?	0		
5	Push you, shake you, or throw something at you	0		

# srs_female_violen_12mths_15: Has any male done any of the following things to you in the last 12 months:			
Value	Label	Cases	Percentage
6	Slap you	0	
7	Twist your arm or pull your hair	0	
8	Punch you with his fist or something that could hurt you	0	
9	Kick you, drag you, or beat you up	0	
10	Try to choke you or burn you on purpose	0	
11	Threatened to attack you with a knife or other weapon	0	
12	Attacked you with a weapon	0	
13	Touched you in a sexual way (e.g. kissing, grabbing, or fondling), when you did not want them to	0	
14	Try to have sexual intercourse with you when you did not want to but did not succeed	0	
15	Physically forced you to have sexual intercourse even when you did not want to	5	<div><div></div></div> 100.0%
16	Forced you to perform sexual acts when you did not want to	0	
Sysmiss		3059	
Warning: these figures indicate the number of cases found in the data file. They cannot be interpreted as summary statistics of the population of interest.			
# srs_female_violen_12mths_16: Has any male done any of the following things to you in the last 12 months:			
Information	[Type= discrete] [Format=numeric] [Range= 0-16] [Missing=*]		
Statistics [NW/ W]	[Valid=2 /-] [Invalid=3062 /-]		
Value	Label	Cases	Percentage
0	Say or do something to humiliate you in front of others?	0	
2	No	0	
3	Threaten to hurt or harm you or someone close to you?	0	
4	Insult you or make you feel bad about yourself?	0	
5	Push you, shake you, or throw something at you	0	
6	Slap you	0	
7	Twist your arm or pull your hair	0	
8	Punch you with his fist or something that could hurt you	0	
9	Kick you, drag you, or beat you up	0	
10	Try to choke you or burn you on purpose	0	
11	Threatened to attack you with a knife or other weapon	0	
12	Attacked you with a weapon	0	
13	Touched you in a sexual way (e.g. kissing, grabbing, or fondling), when you did not want them to	0	
14	Try to have sexual intercourse with you when you did not want to but did not succeed	0	
15	Physically forced you to have sexual intercourse even when you did not want to	0	
16	Forced you to perform sexual acts when you did not want to	2	<div><div></div></div> 100.0%
Sysmiss		3062	
Warning: these figures indicate the number of cases found in the data file. They cannot be interpreted as summary statistics of the population of interest.			
# srs_male_violence_0: Has anyone ever done any of the following things to you:			
Information	[Type= discrete] [Format=numeric] [Range= 0-16] [Missing=*]		
Statistics [NW/ W]	[Valid=238 /-] [Invalid=2826 /-]		
Value	Label	Cases	Percentage
0	Say or do something to humiliate you in front of others?	238	<div><div></div></div> 100.0%

### # srs\_male\_violence\_0: Has anyone ever done any of the following things to you:

Value	Label	Cases	Percentage
2	No	0	
3	Threaten to hurt or harm you or someone close to you?	0	
4	Insult you or make you feel bad about yourself?	0	
5	Push you, shake you, or throw something at you	0	
6	Slap you	0	
7	Twist your arm or pull your hair	0	
8	Punch you with his fist or something that could hurt you	0	
9	Kick you, drag you, or beat you up	0	
10	Try to choke you or burn you on purpose	0	
11	Threatened to attack you with a knife or other weapon	0	
12	Attacked you with a weapon	0	
13	Touched you in a sexual way (e.g. kissing, grabbing, or fondling), when you did not want them to	0	
14	Try to have sexual intercourse with you when you did not want to but did not succeed	0	
15	Physically forced you to have sexual intercourse even when you did not want to	0	
16	Forced you to perform sexual acts when you did not want to	0	
Sysmiss		2826	

Warning: these figures indicate the number of cases found in the data file. They cannot be interpreted as summary statistics of the population of interest.

### # srs\_male\_violence\_2: Has anyone ever done any of the following things to you:

Information	[Type= discrete] [Format=numeric] [Range= 0-16] [Missing=*]
Statistics [NW/ W]	[Valid=1223 /-] [Invalid=1841 /-]

Value	Label	Cases	Percentage
0	Say or do something to humiliate you in front of others?	0	
2	No	1223	100.0%
3	Threaten to hurt or harm you or someone close to you?	0	
4	Insult you or make you feel bad about yourself?	0	
5	Push you, shake you, or throw something at you	0	
6	Slap you	0	
7	Twist your arm or pull your hair	0	
8	Punch you with his fist or something that could hurt you	0	
9	Kick you, drag you, or beat you up	0	
10	Try to choke you or burn you on purpose	0	
11	Threatened to attack you with a knife or other weapon	0	
12	Attacked you with a weapon	0	
13	Touched you in a sexual way (e.g. kissing, grabbing, or fondling), when you did not want them to	0	
14	Try to have sexual intercourse with you when you did not want to but did not succeed	0	
15	Physically forced you to have sexual intercourse even when you did not want to	0	
16	Forced you to perform sexual acts when you did not want to	0	
Sysmiss		1841	

Warning: these figures indicate the number of cases found in the data file. They cannot be interpreted as summary statistics of the population of interest.

# srs_male_violence_3: Has anyone ever done any of the following things to you:			
Information		[Type= discrete] [Format=numeric] [Range= 0-16] [Missing=*]	
Statistics [NW/ W]		[Valid=153 /-] [Invalid=2911 /-]	
Value	Label	Cases	Percentage
0	Say or do something to humiliate you in front of others?	0	<div><div></div></div> 100.0%
2	No	0	
3	Threaten to hurt or harm you or someone close to you?	153	
4	Insult you or make you feel bad about yourself?	0	
5	Push you, shake you, or throw something at you	0	
6	Slap you	0	
7	Twist your arm or pull your hair	0	
8	Punch you with his fist or something that could hurt you	0	
9	Kick you, drag you, or beat you up	0	
10	Try to choke you or burn you on purpose	0	
11	Threatened to attack you with a knife or other weapon	0	
12	Attacked you with a weapon	0	
13	Touched you in a sexual way (e.g. kissing, grabbing, or fondling), when you did not want them to	0	
14	Try to have sexual intercourse with you when you did not want to but did not succeed	0	
15	Physically forced you to have sexual intercourse even when you did not want to	0	
16	Forced you to perform sexual acts when you did not want to	0	
Sysmiss		2911	
Warning: these figures indicate the number of cases found in the data file. They cannot be interpreted as summary statistics of the population of interest.			
# srs_male_violence_4: Has anyone ever done any of the following things to you:			
Information		[Type= discrete] [Format=numeric] [Range= 0-16] [Missing=*]	
Statistics [NW/ W]		[Valid=299 /-] [Invalid=2765 /-]	
Value	Label	Cases	Percentage
0	Say or do something to humiliate you in front of others?	0	<div><div></div></div> 100.0%
2	No	0	
3	Threaten to hurt or harm you or someone close to you?	0	
4	Insult you or make you feel bad about yourself?	299	
5	Push you, shake you, or throw something at you	0	
6	Slap you	0	
7	Twist your arm or pull your hair	0	
8	Punch you with his fist or something that could hurt you	0	
9	Kick you, drag you, or beat you up	0	
10	Try to choke you or burn you on purpose	0	
11	Threatened to attack you with a knife or other weapon	0	
12	Attacked you with a weapon	0	
13	Touched you in a sexual way (e.g. kissing, grabbing, or fondling), when you did not want them to	0	
14	Try to have sexual intercourse with you when you did not want to but did not succeed	0	
15	Physically forced you to have sexual intercourse even when you did not want to	0	
16	Forced you to perform sexual acts when you did not want to	0	

# srs_male_violence_4: Has anyone ever done any of the following things to you:			
Value	Label	Cases	Percentage
Sysmiss		2765	
Warning: these figures indicate the number of cases found in the data file. They cannot be interpreted as summary statistics of the population of interest.			
# srs_male_violence_5: Has anyone ever done any of the following things to you:			
Information	[Type= discrete] [Format=numeric] [Range= 0-16] [Missing=*]		
Statistics [NW/ W]	[Valid=148 /-] [Invalid=2916 /-]		
Value	Label	Cases	Percentage
0	Say or do something to humiliate you in front of others?	0	
2	No	0	
3	Threaten to hurt or harm you or someone close to you?	0	
4	Insult you or make you feel bad about yourself?	0	
5	Push you, shake you, or throw something at you	148	100.0%
6	Slap you	0	
7	Twist your arm or pull your hair	0	
8	Punch you with his fist or something that could hurt you	0	
9	Kick you, drag you, or beat you up	0	
10	Try to choke you or burn you on purpose	0	
11	Threatened to attack you with a knife or other weapon	0	
12	Attacked you with a weapon	0	
13	Touched you in a sexual way (e.g. kissing, grabbing, or fondling), when you did not want them to	0	
14	Try to have sexual intercourse with you when you did not want to but did not succeed	0	
15	Physically forced you to have sexual intercourse even when you did not want to	0	
16	Forced you to perform sexual acts when you did not want to	0	
Sysmiss		2916	
Warning: these figures indicate the number of cases found in the data file. They cannot be interpreted as summary statistics of the population of interest.			
# srs_male_violence_6: Has anyone ever done any of the following things to you:			
Information	[Type= discrete] [Format=numeric] [Range= 0-16] [Missing=*]		
Statistics [NW/ W]	[Valid=261 /-] [Invalid=2803 /-]		
Value	Label	Cases	Percentage
0	Say or do something to humiliate you in front of others?	0	
2	No	0	
3	Threaten to hurt or harm you or someone close to you?	0	
4	Insult you or make you feel bad about yourself?	0	
5	Push you, shake you, or throw something at you	0	
6	Slap you	261	100.0%
7	Twist your arm or pull your hair	0	
8	Punch you with his fist or something that could hurt you	0	
9	Kick you, drag you, or beat you up	0	
10	Try to choke you or burn you on purpose	0	
11	Threatened to attack you with a knife or other weapon	0	
12	Attacked you with a weapon	0	
13	Touched you in a sexual way (e.g. kissing, grabbing, or fondling), when you did not want them to	0	

# srs_male_violence_6: Has anyone ever done any of the following things to you:			
Value	Label	Cases	Percentage
14	Try to have sexual intercourse with you when you did not want to but did not succeed	0	
15	Physically forced you to have sexual intercourse even when you did not want to	0	
16	Forced you to perform sexual acts when you did not want to	0	
Sysmiss		2803	
Warning: these figures indicate the number of cases found in the data file. They cannot be interpreted as summary statistics of the population of interest.			
# srs_male_violence_7: Has anyone ever done any of the following things to you:			
Information	[Type= discrete] [Format=numeric] [Range= 0-16] [Missing=*]		
Statistics [NW/ W]	[Valid=54 /-] [Invalid=3010 /-]		
Value	Label	Cases	Percentage
0	Say or do something to humiliate you in front of others?	0	
2	No	0	
3	Threaten to hurt or harm you or someone close to you?	0	
4	Insult you or make you feel bad about yourself?	0	
5	Push you, shake you, or throw something at you	0	
6	Slap you	0	
7	Twist your arm or pull your hair	54	100.0%
8	Punch you with his fist or something that could hurt you	0	
9	Kick you, drag you, or beat you up	0	
10	Try to choke you or burn you on purpose	0	
11	Threatened to attack you with a knife or other weapon	0	
12	Attacked you with a weapon	0	
13	Touched you in a sexual way (e.g. kissing, grabbing, or fondling), when you did not want them to	0	
14	Try to have sexual intercourse with you when you did not want to but did not succeed	0	
15	Physically forced you to have sexual intercourse even when you did not want to	0	
16	Forced you to perform sexual acts when you did not want to	0	
Sysmiss		3010	
Warning: these figures indicate the number of cases found in the data file. They cannot be interpreted as summary statistics of the population of interest.			
# srs_male_violence_8: Has anyone ever done any of the following things to you:			
Information	[Type= discrete] [Format=numeric] [Range= 0-16] [Missing=*]		
Statistics [NW/ W]	[Valid=181 /-] [Invalid=2883 /-]		
Value	Label	Cases	Percentage
0	Say or do something to humiliate you in front of others?	0	
2	No	0	
3	Threaten to hurt or harm you or someone close to you?	0	
4	Insult you or make you feel bad about yourself?	0	
5	Push you, shake you, or throw something at you	0	
6	Slap you	0	
7	Twist your arm or pull your hair	0	
8	Punch you with his fist or something that could hurt you	181	100.0%
9	Kick you, drag you, or beat you up	0	

### # srs\_male\_violence\_8: Has anyone ever done any of the following things to you:

Value	Label	Cases	Percentage
10	Try to choke you or burn you on purpose	0	
11	Threatened to attack you with a knife or other weapon	0	
12	Attacked you with a weapon	0	
13	Touched you in a sexual way (e.g. kissing, grabbing, or fondling), when you did not want them to	0	
14	Try to have sexual intercourse with you when you did not want to but did not succeed	0	
15	Physically forced you to have sexual intercourse even when you did not want to	0	
16	Forced you to perform sexual acts when you did not want to	0	
Sysmiss		2883	

Warning: these figures indicate the number of cases found in the data file. They cannot be interpreted as summary statistics of the population of interest.

### # srs\_male\_violence\_9: Has anyone ever done any of the following things to you:

Information	[Type= discrete] [Format=numeric] [Range= 0-16] [Missing=*]
Statistics [NW/ W]	[Valid=129 /-] [Invalid=2935 /-]

Value	Label	Cases	Percentage
0	Say or do something to humiliate you in front of others?	0	
2	No	0	
3	Threaten to hurt or harm you or someone close to you?	0	
4	Insult you or make you feel bad about yourself?	0	
5	Push you, shake you, or throw something at you	0	
6	Slap you	0	
7	Twist your arm or pull your hair	0	
8	Punch you with his fist or something that could hurt you	0	
9	Kick you, drag you, or beat you up	129	100.0%
10	Try to choke you or burn you on purpose	0	
11	Threatened to attack you with a knife or other weapon	0	
12	Attacked you with a weapon	0	
13	Touched you in a sexual way (e.g. kissing, grabbing, or fondling), when you did not want them to	0	
14	Try to have sexual intercourse with you when you did not want to but did not succeed	0	
15	Physically forced you to have sexual intercourse even when you did not want to	0	
16	Forced you to perform sexual acts when you did not want to	0	
Sysmiss		2935	

Warning: these figures indicate the number of cases found in the data file. They cannot be interpreted as summary statistics of the population of interest.

### # srs\_male\_violence\_10: Has anyone ever done any of the following things to you:

Information	[Type= discrete] [Format=numeric] [Range= 0-16] [Missing=*]
Statistics [NW/ W]	[Valid=52 /-] [Invalid=3012 /-]

Value	Label	Cases	Percentage
0	Say or do something to humiliate you in front of others?	0	
2	No	0	
3	Threaten to hurt or harm you or someone close to you?	0	
4	Insult you or make you feel bad about yourself?	0	
5	Push you, shake you, or throw something at you	0	

# srs_male_violence_10: Has anyone ever done any of the following things to you:			
Value	Label	Cases	Percentage
6	Slap you	0	
7	Twist your arm or pull your hair	0	
8	Punch you with his fist or something that could hurt you	0	
9	Kick you, drag you, or beat you up	0	
10	Try to choke you or burn you on purpose	52	100.0%
11	Threatened to attack you with a knife or other weapon	0	
12	Attacked you with a weapon	0	
13	Touched you in a sexual way (e.g. kissing, grabbing, or fondling), when you did not want them to	0	
14	Try to have sexual intercourse with you when you did not want to but did not succeed	0	
15	Physically forced you to have sexual intercourse even when you did not want to	0	
16	Forced you to perform sexual acts when you did not want to	0	
Sysmiss		3012	
Warning: these figures indicate the number of cases found in the data file. They cannot be interpreted as summary statistics of the population of interest.			
# srs_male_violence_11: Has anyone ever done any of the following things to you:			
Information	[Type= discrete] [Format=numeric] [Range= 0-16] [Missing=*]		
Statistics [NW/ W]	[Valid=152 /-] [Invalid=2912 /-]		
Value	Label	Cases	Percentage
0	Say or do something to humiliate you in front of others?	0	
2	No	0	
3	Threaten to hurt or harm you or someone close to you?	0	
4	Insult you or make you feel bad about yourself?	0	
5	Push you, shake you, or throw something at you	0	
6	Slap you	0	
7	Twist your arm or pull your hair	0	
8	Punch you with his fist or something that could hurt you	0	
9	Kick you, drag you, or beat you up	0	
10	Try to choke you or burn you on purpose	0	
11	Threatened to attack you with a knife or other weapon	152	100.0%
12	Attacked you with a weapon	0	
13	Touched you in a sexual way (e.g. kissing, grabbing, or fondling), when you did not want them to	0	
14	Try to have sexual intercourse with you when you did not want to but did not succeed	0	
15	Physically forced you to have sexual intercourse even when you did not want to	0	
16	Forced you to perform sexual acts when you did not want to	0	
Sysmiss		2912	
Warning: these figures indicate the number of cases found in the data file. They cannot be interpreted as summary statistics of the population of interest.			

# srs_male_violence_12: Has anyone ever done any of the following things to you:			
Information		[Type= discrete] [Format=numeric] [Range= 0-16] [Missing=*]	
Statistics [NW/ W]		[Valid=101 /-] [Invalid=2963 /-]	
Value	Label	Cases	Percentage
0	Say or do something to humiliate you in front of others?	0	
2	No	0	
3	Threaten to hurt or harm you or someone close to you?	0	
4	Insult you or make you feel bad about yourself?	0	
5	Push you, shake you, or throw something at you	0	
6	Slap you	0	
7	Twist your arm or pull your hair	0	
8	Punch you with his fist or something that could hurt you	0	
9	Kick you, drag you, or beat you up	0	
10	Try to choke you or burn you on purpose	0	
11	Threatened to attack you with a knife or other weapon	0	
12	Attacked you with a weapon	101	100.0%
13	Touched you in a sexual way (e.g. kissing, grabbing, or fondling), when you did not want them to	0	
14	Try to have sexual intercourse with you when you did not want to but did not succeed	0	
15	Physically forced you to have sexual intercourse even when you did not want to	0	
16	Forced you to perform sexual acts when you did not want to	0	
Sysmiss		2963	
Warning: these figures indicate the number of cases found in the data file. They cannot be interpreted as summary statistics of the population of interest.			
# srs_male_violence_13: Has anyone ever done any of the following things to you:			
Information		[Type= discrete] [Format=numeric] [Range= 0-16] [Missing=*]	
Statistics [NW/ W]		[Valid=38 /-] [Invalid=3026 /-]	
Value	Label	Cases	Percentage
0	Say or do something to humiliate you in front of others?	0	
2	No	0	
3	Threaten to hurt or harm you or someone close to you?	0	
4	Insult you or make you feel bad about yourself?	0	
5	Push you, shake you, or throw something at you	0	
6	Slap you	0	
7	Twist your arm or pull your hair	0	
8	Punch you with his fist or something that could hurt you	0	
9	Kick you, drag you, or beat you up	0	
10	Try to choke you or burn you on purpose	0	
11	Threatened to attack you with a knife or other weapon	0	
12	Attacked you with a weapon	0	
13	Touched you in a sexual way (e.g. kissing, grabbing, or fondling), when you did not want them to	38	100.0%
14	Try to have sexual intercourse with you when you did not want to but did not succeed	0	
15	Physically forced you to have sexual intercourse even when you did not want to	0	
16	Forced you to perform sexual acts when you did not want to	0	

# srs_male_violence_13: Has anyone ever done any of the following things to you:			
Value	Label	Cases	Percentage
Sysmiss		3026	
Warning: these figures indicate the number of cases found in the data file. They cannot be interpreted as summary statistics of the population of interest.			
# srs_male_violence_14: Has anyone ever done any of the following things to you:			
Information	[Type= discrete] [Format=numeric] [Range= 0-16] [Missing=*]		
Statistics [NW/ W]	[Valid=29 /-] [Invalid=3035 /-]		
Value	Label	Cases	Percentage
0	Say or do something to humiliate you in front of others?	0	
2	No	0	
3	Threaten to hurt or harm you or someone close to you?	0	
4	Insult you or make you feel bad about yourself?	0	
5	Push you, shake you, or throw something at you	0	
6	Slap you	0	
7	Twist your arm or pull your hair	0	
8	Punch you with his fist or something that could hurt you	0	
9	Kick you, drag you, or beat you up	0	
10	Try to choke you or burn you on purpose	0	
11	Threatened to attack you with a knife or other weapon	0	
12	Attacked you with a weapon	0	
13	Touched you in a sexual way (e.g. kissing, grabbing, or fondling), when you did not want them to	0	
14	Try to have sexual intercourse with you when you did not want to but did not succeed	29	100.0%
15	Physically forced you to have sexual intercourse even when you did not want to	0	
16	Forced you to perform sexual acts when you did not want to	0	
Sysmiss		3035	
Warning: these figures indicate the number of cases found in the data file. They cannot be interpreted as summary statistics of the population of interest.			
# srs_male_violence_15: Has anyone ever done any of the following things to you:			
Information	[Type= discrete] [Format=numeric] [Range= 0-16] [Missing=*]		
Statistics [NW/ W]	[Valid=16 /-] [Invalid=3048 /-]		
Value	Label	Cases	Percentage
0	Say or do something to humiliate you in front of others?	0	
2	No	0	
3	Threaten to hurt or harm you or someone close to you?	0	
4	Insult you or make you feel bad about yourself?	0	
5	Push you, shake you, or throw something at you	0	
6	Slap you	0	
7	Twist your arm or pull your hair	0	
8	Punch you with his fist or something that could hurt you	0	
9	Kick you, drag you, or beat you up	0	
10	Try to choke you or burn you on purpose	0	
11	Threatened to attack you with a knife or other weapon	0	
12	Attacked you with a weapon	0	
13	Touched you in a sexual way (e.g. kissing, grabbing, or fondling), when you did not want them to	0	

# srs_male_violence_15: Has anyone ever done any of the following things to you:			
Value	Label	Cases	Percentage
14	Try to have sexual intercourse with you when you did not want to but did not succeed	0	
15	Physically forced you to have sexual intercourse even when you did not want to	16	<div></div> 100.0%
16	Forced you to perform sexual acts when you did not want to	0	
Sysmiss		3048	
Warning: these figures indicate the number of cases found in the data file. They cannot be interpreted as summary statistics of the population of interest.			
# srs_male_violence_16: Has anyone ever done any of the following things to you:			
Information	[Type= discrete] [Format=numeric] [Range= 0-16] [Missing=*]		
Statistics [NW/ W]	[Valid=11 /-] [Invalid=3053 /-]		
Value	Label	Cases	Percentage
0	Say or do something to humiliate you in front of others?	0	
2	No	0	
3	Threaten to hurt or harm you or someone close to you?	0	
4	Insult you or make you feel bad about yourself?	0	
5	Push you, shake you, or throw something at you	0	
6	Slap you	0	
7	Twist your arm or pull your hair	0	
8	Punch you with his fist or something that could hurt you	0	
9	Kick you, drag you, or beat you up	0	
10	Try to choke you or burn you on purpose	0	
11	Threatened to attack you with a knife or other weapon	0	
12	Attacked you with a weapon	0	
13	Touched you in a sexual way (e.g. kissing, grabbing, or fondling), when you did not want them to	0	
14	Try to have sexual intercourse with you when you did not want to but did not succeed	0	
15	Physically forced you to have sexual intercourse even when you did not want to	0	
16	Forced you to perform sexual acts when you did not want to	11	<div></div> 100.0%
Sysmiss		3053	
Warning: these figures indicate the number of cases found in the data file. They cannot be interpreted as summary statistics of the population of interest.			
# srs_male_violen_12mths_0: Has anyone ever done any of the following things to you in the last 12 months:			
Information	[Type= discrete] [Format=numeric] [Range= 0-16] [Missing=*]		
Statistics [NW/ W]	[Valid=151 /-] [Invalid=2913 /-]		
Value	Label	Cases	Percentage
0	Say or do something to humiliate you in front of others?	151	<div></div> 100.0%
2	No	0	
3	Threaten to hurt or harm you or someone close to you?	0	
4	Insult you or make you feel bad about yourself?	0	
5	Push you, shake you, or throw something at you	0	
6	Slap you	0	
7	Twist your arm or pull your hair	0	
8	Punch you with his fist or something that could hurt you	0	
9	Kick you, drag you, or beat you up	0	

# srs_male_violen_12mths_0: Has anyone ever done any of the following things to you in the last 12 months:			
Value	Label	Cases	Percentage
10	Try to choke you or burn you on purpose	0	
11	Threatened to attack you with a knife or other weapon	0	
12	Attacked you with a weapon	0	
13	Touched you in a sexual way (e.g. kissing, grabbing, or fondling), when you did not want them to	0	
14	Try to have sexual intercourse with you when you did not want to but did not succeed	0	
15	Physically forced you to have sexual intercourse even when you did not want to	0	
16	Forced you to perform sexual acts when you did not want to	0	
Sysmiss		2913	
Warning: these figures indicate the number of cases found in the data file. They cannot be interpreted as summary statistics of the population of interest.			
# srs_male_violen_12mths_2: Has anyone ever done any of the following things to you in the last 12 months:			
Information	[Type= discrete] [Format=numeric] [Range= 0-16] [Missing=*]		
Statistics [NW/ W]	[Valid=1345 /-] [Invalid=1719 /-]		
Value	Label	Cases	Percentage
0	Say or do something to humiliate you in front of others?	0	
2	No	1345	<div><div></div></div> 100.0%
3	Threaten to hurt or harm you or someone close to you?	0	
4	Insult you or make you feel bad about yourself?	0	
5	Push you, shake you, or throw something at you	0	
6	Slap you	0	
7	Twist your arm or pull your hair	0	
8	Punch you with his fist or something that could hurt you	0	
9	Kick you, drag you, or beat you up	0	
10	Try to choke you or burn you on purpose	0	
11	Threatened to attack you with a knife or other weapon	0	
12	Attacked you with a weapon	0	
13	Touched you in a sexual way (e.g. kissing, grabbing, or fondling), when you did not want them to	0	
14	Try to have sexual intercourse with you when you did not want to but did not succeed	0	
15	Physically forced you to have sexual intercourse even when you did not want to	0	
16	Forced you to perform sexual acts when you did not want to	0	
Sysmiss		1719	
Warning: these figures indicate the number of cases found in the data file. They cannot be interpreted as summary statistics of the population of interest.			
# srs_male_violen_12mths_3: Has anyone ever done any of the following things to you in the last 12 months:			
Information	[Type= discrete] [Format=numeric] [Range= 0-16] [Missing=*]		
Statistics [NW/ W]	[Valid=95 /-] [Invalid=2969 /-]		
Value	Label	Cases	Percentage
0	Say or do something to humiliate you in front of others?	0	
2	No	0	
3	Threaten to hurt or harm you or someone close to you?	95	<div><div></div></div> 100.0%
4	Insult you or make you feel bad about yourself?	0	
5	Push you, shake you, or throw something at you	0	

# srs_male_violen_12mths_3: Has anyone ever done any of the following things to you in the last 12 months:			
Value	Label	Cases	Percentage
6	Slap you	0	
7	Twist your arm or pull your hair	0	
8	Punch you with his fist or something that could hurt you	0	
9	Kick you, drag you, or beat you up	0	
10	Try to choke you or burn you on purpose	0	
11	Threatened to attack you with a knife or other weapon	0	
12	Attacked you with a weapon	0	
13	Touched you in a sexual way (e.g. kissing, grabbing, or fondling), when you did not want them to	0	
14	Try to have sexual intercourse with you when you did not want to but did not succeed	0	
15	Physically forced you to have sexual intercourse even when you did not want to	0	
16	Forced you to perform sexual acts when you did not want to	0	
Sysmiss		2969	
Warning: these figures indicate the number of cases found in the data file. They cannot be interpreted as summary statistics of the population of interest.			
# srs_male_violen_12mths_4: Has anyone ever done any of the following things to you in the last 12 months:			
Information	[Type= discrete] [Format=numeric] [Range= 0-16] [Missing=*]		
Statistics [NW/ W]	[Valid=190 /-] [Invalid=2874 /-]		
Value	Label	Cases	Percentage
0	Say or do something to humiliate you in front of others?	0	
2	No	0	
3	Threaten to hurt or harm you or someone close to you?	0	
4	Insult you or make you feel bad about yourself?	190	100.0%
5	Push you, shake you, or throw something at you	0	
6	Slap you	0	
7	Twist your arm or pull your hair	0	
8	Punch you with his fist or something that could hurt you	0	
9	Kick you, drag you, or beat you up	0	
10	Try to choke you or burn you on purpose	0	
11	Threatened to attack you with a knife or other weapon	0	
12	Attacked you with a weapon	0	
13	Touched you in a sexual way (e.g. kissing, grabbing, or fondling), when you did not want them to	0	
14	Try to have sexual intercourse with you when you did not want to but did not succeed	0	
15	Physically forced you to have sexual intercourse even when you did not want to	0	
16	Forced you to perform sexual acts when you did not want to	0	
Sysmiss		2874	
Warning: these figures indicate the number of cases found in the data file. They cannot be interpreted as summary statistics of the population of interest.			
# srs_male_violen_12mths_5: Has anyone ever done any of the following things to you in the last 12 months:			
Information	[Type= discrete] [Format=numeric] [Range= 0-16] [Missing=*]		
Statistics [NW/ W]	[Valid=78 /-] [Invalid=2986 /-]		
Value	Label	Cases	Percentage
0	Say or do something to humiliate you in front of others?	0	

**# srs\_male\_violen\_12mths\_5: Has anyone ever done any of the following things to you in the last 12 months:**

Value	Label	Cases	Percentage
2	No	0	
3	Threaten to hurt or harm you or someone close to you?	0	
4	Insult you or make you feel bad about yourself?	0	
5	Push you, shake you, or throw something at you	78	100.0%
6	Slap you	0	
7	Twist your arm or pull your hair	0	
8	Punch you with his fist or something that could hurt you	0	
9	Kick you, drag you, or beat you up	0	
10	Try to choke you or burn you on purpose	0	
11	Threatened to attack you with a knife or other weapon	0	
12	Attacked you with a weapon	0	
13	Touched you in a sexual way (e.g. kissing, grabbing, or fondling), when you did not want them to	0	
14	Try to have sexual intercourse with you when you did not want to but did not succeed	0	
15	Physically forced you to have sexual intercourse even when you did not want to	0	
16	Forced you to perform sexual acts when you did not want to	0	
Sysmiss		2986	

*Warning: these figures indicate the number of cases found in the data file. They cannot be interpreted as summary statistics of the population of interest.*

**# srs\_male\_violen\_12mths\_6: Has anyone ever done any of the following things to you in the last 12 months:**

<b>Information</b>	[Type= discrete] [Format=numeric] [Range= 0-16] [Missing=*]
<b>Statistics [NW/ W]</b>	[Valid=130 /-] [Invalid=2934 /-]

Value	Label	Cases	Percentage
0	Say or do something to humiliate you in front of others?	0	
2	No	0	
3	Threaten to hurt or harm you or someone close to you?	0	
4	Insult you or make you feel bad about yourself?	0	
5	Push you, shake you, or throw something at you	0	
6	Slap you	130	100.0%
7	Twist your arm or pull your hair	0	
8	Punch you with his fist or something that could hurt you	0	
9	Kick you, drag you, or beat you up	0	
10	Try to choke you or burn you on purpose	0	
11	Threatened to attack you with a knife or other weapon	0	
12	Attacked you with a weapon	0	
13	Touched you in a sexual way (e.g. kissing, grabbing, or fondling), when you did not want them to	0	
14	Try to have sexual intercourse with you when you did not want to but did not succeed	0	
15	Physically forced you to have sexual intercourse even when you did not want to	0	
16	Forced you to perform sexual acts when you did not want to	0	
Sysmiss		2934	

*Warning: these figures indicate the number of cases found in the data file. They cannot be interpreted as summary statistics of the population of interest.*

# srs_male_violen_12mths_7: Has anyone ever done any of the following things to you in the last 12 months:			
Information		[Type= discrete] [Format=numeric] [Range= 0-16] [Missing=*]	
Statistics [NW/ W]		[Valid=40 /-] [Invalid=3024 /-]	
Value	Label	Cases	Percentage
0	Say or do something to humiliate you in front of others?	0	
2	No	0	
3	Threaten to hurt or harm you or someone close to you?	0	
4	Insult you or make you feel bad about yourself?	0	
5	Push you, shake you, or throw something at you	0	
6	Slap you	0	
7	Twist your arm or pull your hair	40	<div></div> 100.0%
8	Punch you with his fist or something that could hurt you	0	
9	Kick you, drag you, or beat you up	0	
10	Try to choke you or burn you on purpose	0	
11	Threatened to attack you with a knife or other weapon	0	
12	Attacked you with a weapon	0	
13	Touched you in a sexual way (e.g. kissing, grabbing, or fondling), when you did not want them to	0	
14	Try to have sexual intercourse with you when you did not want to but did not succeed	0	
15	Physically forced you to have sexual intercourse even when you did not want to	0	
16	Forced you to perform sexual acts when you did not want to	0	
Sysmiss		3024	
Warning: these figures indicate the number of cases found in the data file. They cannot be interpreted as summary statistics of the population of interest.			
# srs_male_violen_12mths_8: Has anyone ever done any of the following things to you in the last 12 months:			
Information		[Type= discrete] [Format=numeric] [Range= 0-16] [Missing=*]	
Statistics [NW/ W]		[Valid=96 /-] [Invalid=2968 /-]	
Value	Label	Cases	Percentage
0	Say or do something to humiliate you in front of others?	0	
2	No	0	
3	Threaten to hurt or harm you or someone close to you?	0	
4	Insult you or make you feel bad about yourself?	0	
5	Push you, shake you, or throw something at you	0	
6	Slap you	0	
7	Twist your arm or pull your hair	0	
8	Punch you with his fist or something that could hurt you	96	<div></div> 100.0%
9	Kick you, drag you, or beat you up	0	
10	Try to choke you or burn you on purpose	0	
11	Threatened to attack you with a knife or other weapon	0	
12	Attacked you with a weapon	0	
13	Touched you in a sexual way (e.g. kissing, grabbing, or fondling), when you did not want them to	0	
14	Try to have sexual intercourse with you when you did not want to but did not succeed	0	
15	Physically forced you to have sexual intercourse even when you did not want to	0	
16	Forced you to perform sexual acts when you did not want to	0	

# srs_male_violen_12mths_8: Has anyone ever done any of the following things to you in the last 12 months:			
Value	Label	Cases	Percentage
Sysmiss		2968	
Warning: these figures indicate the number of cases found in the data file. They cannot be interpreted as summary statistics of the population of interest.			
# srs_male_violen_12mths_9: Has anyone ever done any of the following things to you in the last 12 months:			
Information	[Type= discrete] [Format=numeric] [Range= 0-16] [Missing=*]		
Statistics [NW/ W]	[Valid=61 /-] [Invalid=3003 /-]		
Value	Label	Cases	Percentage
0	Say or do something to humiliate you in front of others?	0	
2	No	0	
3	Threaten to hurt or harm you or someone close to you?	0	
4	Insult you or make you feel bad about yourself?	0	
5	Push you, shake you, or throw something at you	0	
6	Slap you	0	
7	Twist your arm or pull your hair	0	
8	Punch you with his fist or something that could hurt you	0	
9	Kick you, drag you, or beat you up	61	100.0%
10	Try to choke you or burn you on purpose	0	
11	Threatened to attack you with a knife or other weapon	0	
12	Attacked you with a weapon	0	
13	Touched you in a sexual way (e.g. kissing, grabbing, or fondling), when you did not want them to	0	
14	Try to have sexual intercourse with you when you did not want to but did not succeed	0	
15	Physically forced you to have sexual intercourse even when you did not want to	0	
16	Forced you to perform sexual acts when you did not want to	0	
Sysmiss		3003	
Warning: these figures indicate the number of cases found in the data file. They cannot be interpreted as summary statistics of the population of interest.			
# srs_male_violen_12mths_10: Has anyone ever done any of the following things to you in the last 12 months:			
Information	[Type= discrete] [Format=numeric] [Range= 0-16] [Missing=*]		
Statistics [NW/ W]	[Valid=29 /-] [Invalid=3035 /-]		
Value	Label	Cases	Percentage
0	Say or do something to humiliate you in front of others?	0	
2	No	0	
3	Threaten to hurt or harm you or someone close to you?	0	
4	Insult you or make you feel bad about yourself?	0	
5	Push you, shake you, or throw something at you	0	
6	Slap you	0	
7	Twist your arm or pull your hair	0	
8	Punch you with his fist or something that could hurt you	0	
9	Kick you, drag you, or beat you up	0	
10	Try to choke you or burn you on purpose	29	100.0%
11	Threatened to attack you with a knife or other weapon	0	
12	Attacked you with a weapon	0	
13	Touched you in a sexual way (e.g. kissing, grabbing, or fondling), when you did not want them to	0	

# srs_male_violen_12mths_10: Has anyone ever done any of the following things to you in the last 12 months:			
Value	Label	Cases	Percentage
14	Try to have sexual intercourse with you when you did not want to but did not succeed	0	
15	Physically forced you to have sexual intercourse even when you did not want to	0	
16	Forced you to perform sexual acts when you did not want to	0	
Sysmiss		3035	
Warning: these figures indicate the number of cases found in the data file. They cannot be interpreted as summary statistics of the population of interest.			
# srs_male_violen_12mths_11: Has anyone ever done any of the following things to you in the last 12 months:			
Information	[Type= discrete] [Format=numeric] [Range= 0-16] [Missing=*]		
Statistics [NW/ W]	[Valid=94 /-] [Invalid=2970 /-]		
Value	Label	Cases	Percentage
0	Say or do something to humiliate you in front of others?	0	
2	No	0	
3	Threaten to hurt or harm you or someone close to you?	0	
4	Insult you or make you feel bad about yourself?	0	
5	Push you, shake you, or throw something at you	0	
6	Slap you	0	
7	Twist your arm or pull your hair	0	
8	Punch you with his fist or something that could hurt you	0	
9	Kick you, drag you, or beat you up	0	
10	Try to choke you or burn you on purpose	0	
11	Threatened to attack you with a knife or other weapon	94	100.0%
12	Attacked you with a weapon	0	
13	Touched you in a sexual way (e.g. kissing, grabbing, or fondling), when you did not want them to	0	
14	Try to have sexual intercourse with you when you did not want to but did not succeed	0	
15	Physically forced you to have sexual intercourse even when you did not want to	0	
16	Forced you to perform sexual acts when you did not want to	0	
Sysmiss		2970	
Warning: these figures indicate the number of cases found in the data file. They cannot be interpreted as summary statistics of the population of interest.			
# srs_male_violen_12mths_12: Has anyone ever done any of the following things to you in the last 12 months:			
Information	[Type= discrete] [Format=numeric] [Range= 0-16] [Missing=*]		
Statistics [NW/ W]	[Valid=72 /-] [Invalid=2992 /-]		
Value	Label	Cases	Percentage
0	Say or do something to humiliate you in front of others?	0	
2	No	0	
3	Threaten to hurt or harm you or someone close to you?	0	
4	Insult you or make you feel bad about yourself?	0	
5	Push you, shake you, or throw something at you	0	
6	Slap you	0	
7	Twist your arm or pull your hair	0	
8	Punch you with his fist or something that could hurt you	0	
9	Kick you, drag you, or beat you up	0	

# srs_male_violen_12mths_12: Has anyone ever done any of the following things to you in the last 12 months:				
Value	Label	Cases	Percentage	
10	Try to choke you or burn you on purpose	0	<div><div></div></div> 100.0%	
11	Threatened to attack you with a knife or other weapon	0		
12	Attacked you with a weapon	72		
13	Touched you in a sexual way (e.g. kissing, grabbing, or fondling), when you did not want them to	0		
14	Try to have sexual intercourse with you when you did not want to but did not succeed	0		
15	Physically forced you to have sexual intercourse even when you did not want to	0		
16	Forced you to perform sexual acts when you did not want to	0		
Sysmiss		2992		
Warning: these figures indicate the number of cases found in the data file. They cannot be interpreted as summary statistics of the population of interest.				
# srs_male_violen_12mths_13: Has anyone ever done any of the following things to you in the last 12 months:				
Information	[Type= discrete] [Format=numeric] [Range= 0-16] [Missing=*]			
Statistics [NW/ W]	[Valid=22 /-] [Invalid=3042 /-]			
Value	Label	Cases	Percentage	
0	Say or do something to humiliate you in front of others?	0	<div><div></div></div> 100.0%	
2	No	0		
3	Threaten to hurt or harm you or someone close to you?	0		
4	Insult you or make you feel bad about yourself?	0		
5	Push you, shake you, or throw something at you	0		
6	Slap you	0		
7	Twist your arm or pull your hair	0		
8	Punch you with his fist or something that could hurt you	0		
9	Kick you, drag you, or beat you up	0		
10	Try to choke you or burn you on purpose	0		
11	Threatened to attack you with a knife or other weapon	0		
12	Attacked you with a weapon	0		
13	Touched you in a sexual way (e.g. kissing, grabbing, or fondling), when you did not want them to	22		
14	Try to have sexual intercourse with you when you did not want to but did not succeed	0		
15	Physically forced you to have sexual intercourse even when you did not want to	0		
16	Forced you to perform sexual acts when you did not want to	0		
Sysmiss		3042		
Warning: these figures indicate the number of cases found in the data file. They cannot be interpreted as summary statistics of the population of interest.				
# srs_male_violen_12mths_14: Has anyone ever done any of the following things to you in the last 12 months:				
Information	[Type= discrete] [Format=numeric] [Range= 0-16] [Missing=*]			
Statistics [NW/ W]	[Valid=26 /-] [Invalid=3038 /-]			
Value	Label	Cases	Percentage	
0	Say or do something to humiliate you in front of others?	0		
2	No	0		
3	Threaten to hurt or harm you or someone close to you?	0		
4	Insult you or make you feel bad about yourself?	0		
5	Push you, shake you, or throw something at you	0		

# srs_male_violen_12mths_14: Has anyone ever done any of the following things to you in the last 12 months:			
Value	Label	Cases	Percentage
6	Slap you	0	<div><div></div></div>
7	Twist your arm or pull your hair	0	
8	Punch you with his fist or something that could hurt you	0	
9	Kick you, drag you, or beat you up	0	
10	Try to choke you or burn you on purpose	0	
11	Threatened to attack you with a knife or other weapon	0	
12	Attacked you with a weapon	0	
13	Touched you in a sexual way (e.g. kissing, grabbing, or fondling), when you did not want them to	0	
14	Try to have sexual intercourse with you when you did not want to but did not succeed	26	<div><div></div></div> 100.0%
15	Physically forced you to have sexual intercourse even when you did not want to	0	<div><div></div></div>
16	Forced you to perform sexual acts when you did not want to	0	
Sysmiss		3038	
Warning: these figures indicate the number of cases found in the data file. They cannot be interpreted as summary statistics of the population of interest.			
# srs_male_violen_12mths_15: Has anyone ever done any of the following things to you in the last 12 months:			
Information	[Type= discrete] [Format=character] [Missing=*]		
Statistics [NW/ W]	[Valid=11 /-] [Invalid=0 /-]		
# srs_male_violen_12mths_16: Has anyone ever done any of the following things to you in the last 12 months:			
Information	[Type= discrete] [Format=character] [Missing=*]		
Statistics [NW/ W]	[Valid=9 /-] [Invalid=0 /-]		
# srs_sasa_expr_0: Has your partner/most recent partner done at least one of the following things t			
Information	[Type= discrete] [Format=numeric] [Range= 0-7] [Missing=*]		
Statistics [NW/ W]	[Valid=3 /-] [Invalid=3061 /-]		
Value	Label	Cases	Percentage
0	Pushed her or shoved her or pulled her hair	3	<div><div></div></div> 100.0%
2	No	0	<div><div></div></div>
3	Hit her with his fist or something else that could hurt her	0	
4	Kicked her, dragged her or beat her up	0	
5	Choked or burnt her on purpose	0	
6	Threatened to use or actually used a gun, knife or other weapon against her	0	
7	Threatened to use or actually used a panga (stick) against her	0	
Sysmiss		3061	
Warning: these figures indicate the number of cases found in the data file. They cannot be interpreted as summary statistics of the population of interest.			
# srs_sasa_expr_2: Has your partner/most recent partner done at least one of the following things t			
Information	[Type= discrete] [Format=numeric] [Range= 0-7] [Missing=*]		
Statistics [NW/ W]	[Valid=134 /-] [Invalid=2930 /-]		
Value	Label	Cases	Percentage
0	Pushed her or shoved her or pulled her hair	0	<div><div></div></div> 100.0%
2	No	134	
3	Hit her with his fist or something else that could hurt her	0	
4	Kicked her, dragged her or beat her up	0	

# srs_sasa_expr_2: Has your partner/most recent partner done at least one of the following things t			
Value	Label	Cases	Percentage
5	Choked or burnt her on purpose	0	
6	Threatened to use or actually used a gun, knife or other weapon against her	0	
7	Threatened to use or actually used a panga (stick) against her	0	
Sysmiss		2930	
Warning: these figures indicate the number of cases found in the data file. They cannot be interpreted as summary statistics of the population of interest.			
# srs_sasa_expr_3: Has your partner/most recent partner done at least one of the following things t			
Information	[Type= discrete] [Format=numeric] [Range= 0-7] [Missing=*]		
Statistics [NW/ W]	[Valid=4 /-] [Invalid=3060 /-]		
Value	Label	Cases	Percentage
0	Pushed her or shoved her or pulled her hair	0	
2	No	0	
3	Hit her with his fist or something else that could hurt her	4	100.0%
4	Kicked her, dragged her or beat her up	0	
5	Choked or burnt her on purpose	0	
6	Threatened to use or actually used a gun, knife or other weapon against her	0	
7	Threatened to use or actually used a panga (stick) against her	0	
Sysmiss		3060	
Warning: these figures indicate the number of cases found in the data file. They cannot be interpreted as summary statistics of the population of interest.			
# srs_sasa_expr_4: Has your partner/most recent partner done at least one of the following things t			
Information	[Type= discrete] [Format=numeric] [Range= 0-7] [Missing=*]		
Statistics [NW/ W]	[Valid=1 /-] [Invalid=3063 /-]		
Value	Label	Cases	Percentage
0	Pushed her or shoved her or pulled her hair	0	
2	No	0	
3	Hit her with his fist or something else that could hurt her	0	
4	Kicked her, dragged her or beat her up	1	100.0%
5	Choked or burnt her on purpose	0	
6	Threatened to use or actually used a gun, knife or other weapon against her	0	
7	Threatened to use or actually used a panga (stick) against her	0	
Sysmiss		3063	
Warning: these figures indicate the number of cases found in the data file. They cannot be interpreted as summary statistics of the population of interest.			
# srs_sasa_expr_5: Has your partner/most recent partner done at least one of the following things t			
Information	[Type= discrete] [Format=numeric] [Range= 0-7] [Missing=*]		
Statistics [NW/ W]	[Valid=1 /-] [Invalid=3063 /-]		
Value	Label	Cases	Percentage
0	Pushed her or shoved her or pulled her hair	0	
2	No	0	
3	Hit her with his fist or something else that could hurt her	0	
4	Kicked her, dragged her or beat her up	0	
5	Choked or burnt her on purpose	1	100.0%

# srs_sasa_expr_5: Has your partner/most recent partner done at least one of the following things t			
Value	Label	Cases	Percentage
6	Threatened to use or actually used a gun, knife or other weapon against her	0	
7	Threatened to use or actually used a panga (stick) against her	0	
Sysmiss		3063	
Warning: these figures indicate the number of cases found in the data file. They cannot be interpreted as summary statistics of the population of interest.			
# srs_sasa_expr_6: Has your partner/most recent partner done at least one of the following things t			
Information	[Type= discrete] [Format=numeric] [Range= 0-7] [Missing=*]		
Statistics [NW/ W]	[Valid=1 -/] [Invalid=3063 -/]		
Value	Label	Cases	Percentage
0	Pushed her or shoved her or pulled her hair	0	
2	No	0	
3	Hit her with his fist or something else that could hurt her	0	
4	Kicked her, dragged her or beat her up	0	
5	Choked or burnt her on purpose	0	
6	Threatened to use or actually used a gun, knife or other weapon against her	1	<div><div></div></div> 100.0%
7	Threatened to use or actually used a panga (stick) against her	0	
Sysmiss		3063	
Warning: these figures indicate the number of cases found in the data file. They cannot be interpreted as summary statistics of the population of interest.			
# srs_sasa_expr_7: Has your partner/most recent partner done at least one of the following things t			
Information	[Type= discrete] [Format=numeric] [Range= 0-7] [Missing=*]		
Statistics [NW/ W]	[Valid=3 -/] [Invalid=3061 -/]		
Value	Label	Cases	Percentage
0	Pushed her or shoved her or pulled her hair	0	
2	No	0	
3	Hit her with his fist or something else that could hurt her	0	
4	Kicked her, dragged her or beat her up	0	
5	Choked or burnt her on purpose	0	
6	Threatened to use or actually used a gun, knife or other weapon against her	0	
7	Threatened to use or actually used a panga (stick) against her	3	<div><div></div></div> 100.0%
Sysmiss		3061	
Warning: these figures indicate the number of cases found in the data file. They cannot be interpreted as summary statistics of the population of interest.			
# srs_useviol_12mths: Have you used physical or sexual violence on your partner in the last 12 months?			
Information	[Type= discrete] [Format=numeric] [Range= 0-98] [Missing=*]		
Statistics [NW/ W]	[Valid=136 -/] [Invalid=2928 -/]		
Value	Label	Cases	Percentage
0	No, I have never had it	0	
1	Yes	4	<div><div></div></div> 2.9%
2	No	131	<div><div></div></div> 96.3%
3	Yes, but not sure about the exact age	0	
90	I am not sure	0	
93	Prefer not to answer	1	<div><div></div></div> 0.7%
95	Not had sex with this partner in the last 4 weeks	0	

# srs_useviol_12mths: Have you used physical or sexual violence on your partner in the last 12 months?			
Value	Label	Cases	Percentage
97	N/A	0	
98	Don't know	0	
Sysmiss		2928	
Warning: these figures indicate the number of cases found in the data file. They cannot be interpreted as summary statistics of the population of interest.			
# srs_srpscale01: Most of the time, we do what my partner wants to do			
Information	[Type= discrete] [Format=numeric] [Range= 1-4] [Missing=*]		
Statistics [NW/ W]	[Valid=236 /-] [Invalid=2828 /-]		
Value	Label	Cases	Percentage
1	Strongly Agree	24	<div><div></div></div> 10.2%
2	Agree	48	<div><div></div></div> 20.3%
3	Disagree	92	<div><div></div></div> 39.0%
4	Strongly Disagree	72	<div><div></div></div> 30.5%
Sysmiss		2828	
Warning: these figures indicate the number of cases found in the data file. They cannot be interpreted as summary statistics of the population of interest.			
# srs_srpscale02: My partner won't let me wear certain things			
Information	[Type= discrete] [Format=numeric] [Range= 1-4] [Missing=*]		
Statistics [NW/ W]	[Valid=236 /-] [Invalid=2828 /-]		
Value	Label	Cases	Percentage
1	Strongly Agree	11	<div><div></div></div> 4.7%
2	Agree	39	<div><div></div></div> 16.5%
3	Disagree	119	<div><div></div></div> 50.4%
4	Strongly Disagree	67	<div><div></div></div> 28.4%
Sysmiss		2828	
Warning: these figures indicate the number of cases found in the data file. They cannot be interpreted as summary statistics of the population of interest.			
# srs_srpscale03: When my partner and I are together, I'm pretty quiet			
Information	[Type= discrete] [Format=numeric] [Range= 1-4] [Missing=*]		
Statistics [NW/ W]	[Valid=236 /-] [Invalid=2828 /-]		
Value	Label	Cases	Percentage
1	Strongly Agree	19	<div><div></div></div> 8.1%
2	Agree	39	<div><div></div></div> 16.5%
3	Disagree	112	<div><div></div></div> 47.5%
4	Strongly Disagree	66	<div><div></div></div> 28.0%
Sysmiss		2828	
Warning: these figures indicate the number of cases found in the data file. They cannot be interpreted as summary statistics of the population of interest.			
# srs_srpscale04: My partner has more say than I do about important decisions that affect us			
Information	[Type= discrete] [Format=numeric] [Range= 1-4] [Missing=*]		
Statistics [NW/ W]	[Valid=236 /-] [Invalid=2828 /-]		
Value	Label	Cases	Percentage
1	Strongly Agree	13	<div><div></div></div> 5.5%
2	Agree	23	<div><div></div></div> 9.7%
3	Disagree	127	<div><div></div></div> 53.8%
4	Strongly Disagree	73	<div><div></div></div> 30.9%

# srs_srpscale04: My partner has more say than I do about important decisions that affect us			
Value	Label	Cases	Percentage
Sysmiss		2828	
Warning: these figures indicate the number of cases found in the data file. They cannot be interpreted as summary statistics of the population of interest.			
# srs_srpscale05: My partner tells me who I can spend time with			
Information	[Type= discrete] [Format=numeric] [Range= 1-4] [Missing=*]		
Statistics [NW/ W]	[Valid=236 /-] [Invalid=2828 /-]		
Value	Label	Cases	Percentage
1	Strongly Agree	10	<div><div></div></div> 4.2%
2	Agree	24	<div><div></div></div> 10.2%
3	Disagree	123	<div><div></div></div> 52.1%
4	Strongly Disagree	79	<div><div></div></div> 33.5%
Sysmiss		2828	
Warning: these figures indicate the number of cases found in the data file. They cannot be interpreted as summary statistics of the population of interest.			
# srs_srpscale06: If I asked my partner to use a condom, he would think I'm having sex with other			
Information	[Type= discrete] [Format=numeric] [Range= 1-4] [Missing=*]		
Statistics [NW/ W]	[Valid=235 /-] [Invalid=2829 /-]		
Value	Label	Cases	Percentage
1	Strongly Agree	30	<div><div></div></div> 12.8%
2	Agree	27	<div><div></div></div> 11.5%
3	Disagree	113	<div><div></div></div> 48.1%
4	Strongly Disagree	65	<div><div></div></div> 27.7%
Sysmiss		2829	
Warning: these figures indicate the number of cases found in the data file. They cannot be interpreted as summary statistics of the population of interest.			
# srs_srpscale07: I feel trapped or stuck in our relationship			
Information	[Type= discrete] [Format=numeric] [Range= 1-4] [Missing=*]		
Statistics [NW/ W]	[Valid=236 /-] [Invalid=2828 /-]		
Value	Label	Cases	Percentage
1	Strongly Agree	16	<div><div></div></div> 6.8%
2	Agree	23	<div><div></div></div> 9.7%
3	Disagree	118	<div><div></div></div> 50.0%
4	Strongly Disagree	79	<div><div></div></div> 33.5%
Sysmiss		2828	
Warning: these figures indicate the number of cases found in the data file. They cannot be interpreted as summary statistics of the population of interest.			
# srs_srpscale08: My partner does what he wants, even if I do not want him to			
Information	[Type= discrete] [Format=numeric] [Range= 1-4] [Missing=*]		
Statistics [NW/ W]	[Valid=236 /-] [Invalid=2828 /-]		
Value	Label	Cases	Percentage
1	Strongly Agree	12	<div><div></div></div> 5.1%
2	Agree	21	<div><div></div></div> 8.9%
3	Disagree	124	<div><div></div></div> 52.5%
4	Strongly Disagree	79	<div><div></div></div> 33.5%
Sysmiss		2828	
Warning: these figures indicate the number of cases found in the data file. They cannot be interpreted as summary statistics of the population of interest.			

# srs_srpscale09: I am more committed to our relationship than my partner is			
Information	[Type= discrete] [Format=numeric] [Range= 1-4] [Missing=*]		
Statistics [NW/ W]	[Valid=236 /-] [Invalid=2828 /-]		
Value	Label	Cases	Percentage
1	Strongly Agree	27	<div><div></div></div> 11.4%
2	Agree	37	<div><div></div></div> 15.7%
3	Disagree	116	<div><div></div></div> 49.2%
4	Strongly Disagree	56	<div><div></div></div> 23.7%
Sysmiss		2828	
Warning: these figures indicate the number of cases found in the data file. They cannot be interpreted as summary statistics of the population of interest.			
# srs_srpscale10: When my partner and I disagree, he gets his way most of the time			
Information	[Type= discrete] [Format=numeric] [Range= 1-4] [Missing=*]		
Statistics [NW/ W]	[Valid=236 /-] [Invalid=2828 /-]		
Value	Label	Cases	Percentage
1	Strongly Agree	16	<div><div></div></div> 6.8%
2	Agree	36	<div><div></div></div> 15.3%
3	Disagree	108	<div><div></div></div> 45.8%
4	Strongly Disagree	76	<div><div></div></div> 32.2%
Sysmiss		2828	
Warning: these figures indicate the number of cases found in the data file. They cannot be interpreted as summary statistics of the population of interest.			
# srs_srpscale11: My partner gets more out of our relationship than I do			
Information	[Type= discrete] [Format=numeric] [Range= 1-4] [Missing=*]		
Statistics [NW/ W]	[Valid=236 /-] [Invalid=2828 /-]		
Value	Label	Cases	Percentage
1	Strongly Agree	21	<div><div></div></div> 8.9%
2	Agree	27	<div><div></div></div> 11.4%
3	Disagree	120	<div><div></div></div> 50.8%
4	Strongly Disagree	68	<div><div></div></div> 28.8%
Sysmiss		2828	
Warning: these figures indicate the number of cases found in the data file. They cannot be interpreted as summary statistics of the population of interest.			
# srs_srpscale12: My partner always wants to know where I am			
Information	[Type= discrete] [Format=numeric] [Range= 1-4] [Missing=*]		
Statistics [NW/ W]	[Valid=236 /-] [Invalid=2828 /-]		
Value	Label	Cases	Percentage
1	Strongly Agree	42	<div><div></div></div> 17.8%
2	Agree	46	<div><div></div></div> 19.5%
3	Disagree	93	<div><div></div></div> 39.4%
4	Strongly Disagree	55	<div><div></div></div> 23.3%
Sysmiss		2828	
Warning: these figures indicate the number of cases found in the data file. They cannot be interpreted as summary statistics of the population of interest.			
# srs_srpscale13: If I asked my partner to use a condom, he would get angry			
Information	[Type= discrete] [Format=numeric] [Range= 1-4] [Missing=*]		
Statistics [NW/ W]	[Valid=235 /-] [Invalid=2829 /-]		

# srs\_srpscale13: If I asked my partner to use a condom, he would get angry

Value	Label	Cases	Percentage
1	Strongly Agree	10	<div><div></div></div> 4.3%
2	Agree	26	<div><div></div></div> 11.1%
3	Disagree	110	<div><div></div></div> 46.8%
4	Strongly Disagree	89	<div><div></div></div> 37.9%
Sysmiss		2829	

Warning: these figures indicate the number of cases found in the data file. They cannot be interpreted as summary statistics of the population of interest.

# srs\_srpscale14: If I asked my partner to use a condom, he would get violent

Information	[Type= discrete] [Format=numeric] [Range= 1-4] [Missing=*]
Statistics [NW/ W]	[Valid=235 /-] [Invalid=2829 /-]

Value	Label	Cases	Percentage
1	Strongly Agree	12	<div><div></div></div> 5.1%
2	Agree	27	<div><div></div></div> 11.5%
3	Disagree	105	<div><div></div></div> 44.7%
4	Strongly Disagree	91	<div><div></div></div> 38.7%
Sysmiss		2829	

Warning: these figures indicate the number of cases found in the data file. They cannot be interpreted as summary statistics of the population of interest.

# srs\_dmdscale01: Who usually has more say about whose friends to go out with?

Information	[Type= discrete] [Format=numeric] [Range= 1-80] [Missing=*]
Statistics [NW/ W]	[Valid=2393 /-] [Invalid=671 /-]

Value	Label	Cases	Percentage
1	Your partner	102	<div><div></div></div> 4.3%
2	Both of You Equally	680	<div><div></div></div> 28.4%
3	You	947	<div><div></div></div> 39.6%
80	I have no partner	664	<div><div></div></div> 27.7%
Sysmiss		671	

Warning: these figures indicate the number of cases found in the data file. They cannot be interpreted as summary statistics of the population of interest.

# srs\_dmdscale02: Who usually has more say about whether you have sex?

Information	[Type= discrete] [Format=numeric] [Range= 1-80] [Missing=*]
Statistics [NW/ W]	[Valid=1561 /-] [Invalid=1503 /-]

Value	Label	Cases	Percentage
1	Your partner	80	<div><div></div></div> 5.1%
2	Both of You Equally	1159	<div><div></div></div> 74.2%
3	You	216	<div><div></div></div> 13.8%
80	I have no partner	106	<div><div></div></div> 6.8%
Sysmiss		1503	

Warning: these figures indicate the number of cases found in the data file. They cannot be interpreted as summary statistics of the population of interest.

# srs\_dmdscale03: Who usually has more say about what you do together?

Information	[Type= discrete] [Format=numeric] [Range= 1-80] [Missing=*]
Statistics [NW/ W]	[Valid=2393 /-] [Invalid=671 /-]

Value	Label	Cases	Percentage
1	Your partner	116	<div><div></div></div> 4.8%
2	Both of You Equally	1329	<div><div></div></div> 55.5%

# srs_dmdscale03: Who usually has more say about what you do together?			
Value	Label	Cases	Percentage
3	You	286	<div><div></div></div> 12.0%
80	I have no partner	662	<div><div></div></div> 27.7%
Sysmiss		671	
Warning: these figures indicate the number of cases found in the data file. They cannot be interpreted as summary statistics of the population of interest.			
# srs_dmdscale04: Who usually has more say about how often you see one another?			
Information	[Type= discrete] [Format=numeric] [Range= 1-80] [Missing=*]		
Statistics [NW/ W]	[Valid=2393 /-] [Invalid=671 /-]		
Value	Label	Cases	Percentage
1	Your partner	130	<div><div></div></div> 5.4%
2	Both of You Equally	1282	<div><div></div></div> 53.6%
3	You	307	<div><div></div></div> 12.8%
80	I have no partner	674	<div><div></div></div> 28.2%
Sysmiss		671	
Warning: these figures indicate the number of cases found in the data file. They cannot be interpreted as summary statistics of the population of interest.			
# srs_dmdscale05: Who usually has more say about when you talk about serious things?			
Information	[Type= discrete] [Format=numeric] [Range= 1-80] [Missing=*]		
Statistics [NW/ W]	[Valid=2393 /-] [Invalid=671 /-]		
Value	Label	Cases	Percentage
1	Your partner	128	<div><div></div></div> 5.3%
2	Both of You Equally	1265	<div><div></div></div> 52.9%
3	You	333	<div><div></div></div> 13.9%
80	I have no partner	667	<div><div></div></div> 27.9%
Sysmiss		671	
Warning: these figures indicate the number of cases found in the data file. They cannot be interpreted as summary statistics of the population of interest.			
# srs_dmdscale06: In general, who do you think has more power in your relationship?			
Information	[Type= discrete] [Format=numeric] [Range= 1-80] [Missing=*]		
Statistics [NW/ W]	[Valid=2393 /-] [Invalid=671 /-]		
Value	Label	Cases	Percentage
1	Your partner	142	<div><div></div></div> 5.9%
2	Both of You Equally	1194	<div><div></div></div> 49.9%
3	You	386	<div><div></div></div> 16.1%
80	I have no partner	671	<div><div></div></div> 28.0%
Sysmiss		671	
Warning: these figures indicate the number of cases found in the data file. They cannot be interpreted as summary statistics of the population of interest.			
# srs_dmdscale07: Who usually has more say about whether you use condoms?			
Information	[Type= discrete] [Format=numeric] [Range= 1-80] [Missing=*]		
Statistics [NW/ W]	[Valid=1561 /-] [Invalid=1503 /-]		
Value	Label	Cases	Percentage
1	Your partner	81	<div><div></div></div> 5.2%
2	Both of You Equally	1141	<div><div></div></div> 73.1%
3	You	235	<div><div></div></div> 15.1%
80	I have no partner	104	<div><div></div></div> 6.7%

# srs\_dmdscale07: Who usually has more say about whether you use condoms?

Value	Label	Cases	Percentage
Sysmiss		1503	
Warning: these figures indicate the number of cases found in the data file. They cannot be interpreted as summary statistics of the population of interest.			

# srs_dmdscale08: Who usually has more say about what types of sexual acts you do?			
Information	[Type= discrete] [Format=numeric] [Range= 1-80] [Missing=*]		
Statistics [NW/ W]	[Valid=1560 /-] [Invalid=1504 /-]		
Value	Label	Cases	Percentage
1	Your partner	80	<div><div></div></div> 5.1%
2	Both of You Equally	1183	<div><div></div></div> 75.8%
3	You	193	<div><div></div></div> 12.4%
80	I have no partner	104	<div><div></div></div> 6.7%
Sysmiss		1504	
Warning: these figures indicate the number of cases found in the data file. They cannot be interpreted as summary statistics of the population of interest.			
# srs_sv_to_contact: If it is safe for you to wait up to 3 days for help, then click <b>HERE</b> to give us			
Information	[Type= discrete] [Format=numeric] [Range= 0-98] [Missing=*]		
Statistics [NW/ W]	[Valid=2389 /-] [Invalid=675 /-]		
Value	Label	Cases	Percentage
0	No, I have never had it	0	
1	Yes	59	<div><div></div></div> 2.5%
2	No	2238	<div><div></div></div> 93.7%
3	Yes, but not sure about the exact age	0	
90	I am not sure	0	
93	Prefer not to answer	41	<div><div></div></div> 1.7%
95	Not had sex with this partner in the last 4 weeks	0	
97	N/A	0	
98	Don't know	51	<div><div></div></div> 2.1%
Sysmiss		675	
Warning: these figures indicate the number of cases found in the data file. They cannot be interpreted as summary statistics of the population of interest.			
# srs_sv_contact_method: Please tell us how you would like us to contact you:			
Information	[Type= discrete] [Format=numeric] [Range= 1-2] [Missing=*]		
Statistics [NW/ W]	[Valid=59 /-] [Invalid=3005 /-]		
Value	Label	Cases	Percentage
1	Phone call	41	<div><div></div></div> 69.5%
2	Home visit by Social Worker	18	<div><div></div></div> 30.5%
Sysmiss		3005	
Warning: these figures indicate the number of cases found in the data file. They cannot be interpreted as summary statistics of the population of interest.			
# srs_sv_phonetime: Please indicate when is best to call:			
Information	[Type= discrete] [Format=character] [Missing=*]		
Statistics [NW/ W]	[Valid=41 /-] [Invalid=0 /-]		
# srs_sv_visittime: Please indicate which time of day is best:			
Information	[Type= discrete] [Format=character] [Missing=*]		
Statistics [NW/ W]	[Valid=18 /-] [Invalid=0 /-]		

# File : AHRI.DREAMS.MultiLevel.SpecimenCollection.2019.v1

## # project\_id: REDCap Project Identifier

Information	[Type= discrete] [Format=numeric] [Range= 463-463] [Missing=*]
Statistics [NW/ W]	[Valid=3064 /-] [Invalid=0 /-]

## # event\_id: REDCap Event Identifier

Information	[Type= discrete] [Format=numeric] [Range= 1372-1372] [Missing=*]
Statistics [NW/ W]	[Valid=3064 /-] [Invalid=0 /-]

## # cohort: Cohort Description

Information	[Type= discrete] [Format=character] [Missing=*]
Statistics [NW/ W]	[Valid=3064 /-] [Invalid=0 /-]

## # round: Round Description

Information	[Type= discrete] [Format=character] [Missing=*]
Statistics [NW/ W]	[Valid=3064 /-] [Invalid=0 /-]

## # IIntId: Individual ID

Information	[Type= continuous] [Format=numeric] [Range= 261-220477] [Missing=*]
Statistics [NW/ W]	[Valid=3064 /-] [Invalid=0 /-] [Mean=89193.296 /-] [StdDev=49808.601 /-]

## # dr\_specim\_collec: Was a research blood specimen collected?

Information	[Type= discrete] [Format=numeric] [Range= 0-98] [Missing=*]
Statistics [NW/ W]	[Valid=2130 /-] [Invalid=934 /-]

Value	Label	Cases	Percentage
0	No, I have never had it	0	
1	Yes	2068	97.1%
2	No	62	2.9%
3	Yes, but not sure about the exact age	0	
90	I am not sure	0	
93	Prefer not to answer	0	
95	Not had sex with this partner in the last 4 weeks	0	
97	N/A	0	
98	Don't know	0	
Sysmiss		934	

Warning: these figures indicate the number of cases found in the data file. They cannot be interpreted as summary statistics of the population of interest.

## # dr\_participant\_id: Scan the Participant ID

Information	[Type= discrete] [Format=character] [Missing=*]
Statistics [NW/ W]	[Valid=2068 /-] [Invalid=0 /-]

## # dr\_barcode: Scan Specimen barcode here

Information	[Type= discrete] [Format=character] [Missing=*]
Statistics [NW/ W]	[Valid=2068 /-] [Invalid=0 /-]

## # dr\_specimen\_status: Specimen Status

Information	[Type= discrete] [Format=character] [Missing=*]
Statistics [NW/ W]	[Valid=0 /-] [Invalid=0 /-]

# File : AHRI.DREAMS.MultiLevel.SpecimenCollection.2019.v1

## # dr\_specimen\_dt: Specimen Collection Date

**Information** [Type= discrete] [Format=character] [Missing=\*]

**Statistics [NW/ W]** [Valid=2068 /-]

## # dr\_hsv\_test\_result: HSV Result

**Information** [Type= discrete] [Format=numeric] [Range= 0-1] [Missing=\*]

**Statistics [NW/ W]** [Valid=1925 /-] [Invalid=1139 /-]

Value	Label	Cases	Percentage
0	Negative	972	50.5%
1	Positive	953	49.5%
Sysmiss		1139	

*Warning: these figures indicate the number of cases found in the data file. They cannot be interpreted as summary statistics of the population of interest.*

## # dr\_hiv\_test\_result: HIV Result

**Information** [Type= discrete] [Format=numeric] [Range= 0-9] [Missing=\*]

**Statistics [NW/ W]** [Valid=2065 /-] [Invalid=999 /-]

Value	Label	Cases	Percentage
0	Valid Negative	1712	82.9%
1	Valid Positive	353	17.1%
2	Discordant	0	
3	Invalid	0	
9	Test not done	0	
Sysmiss		999	

*Warning: these figures indicate the number of cases found in the data file. They cannot be interpreted as summary statistics of the population of interest.*

## # dr\_hiv\_test\_comnt: HIV Test comment

**Information** [Type= discrete] [Format=character] [Missing=\*]

**Statistics [NW/ W]** [Valid=2 /-] [Invalid=0 /-]

## # dr\_vl\_test\_result: Viral Load Result

**Information** [Type= discrete] [Format=character] [Missing=\*]

**Statistics [NW/ W]** [Valid=294 /-] [Invalid=0 /-]

## # dr\_refer\_clinic: Does this person wishes to be referred to the fixed clinic for HIV testing?

**Information** [Type= discrete] [Format=numeric] [Range= 0-98] [Missing=\*]

**Statistics [NW/ W]** [Valid=2395 /-] [Invalid=669 /-]

Value	Label	Cases	Percentage
0	No, I have never had it	0	
1	Yes	1	0.0%
2	No	2394	100.0%
3	Yes, but not sure about the exact age	0	
90	I am not sure	0	
93	Prefer not to answer	0	
95	Not had sex with this partner in the last 4 weeks	0	
97	N/A	0	
98	Don't know	0	
Sysmiss		669	

## File : AHRI.DREAMS.MultiLevel.SpecimenCollection.2019.v1

### # dr\_refer\_clinic: Does this person wishes to be referred to the fixed clinic for HIV testing?

*Warning: these figures indicate the number of cases found in the data file. They cannot be interpreted as summary statistics of the population of interest.*

### # dr\_target\_clinicdate: What is the agreed target date to get to the clinic?

Information	[Type= discrete] [Format=character] [Missing=*]
Statistics [NW/ W]	[Valid=1 /-]

### # dr\_target\_clinicname: To which clinic is the individual going?

Information	[Type= discrete] [Format=character] [Missing=*]
Statistics [NW/ W]	[Valid=1 /-] [Invalid=0 /-]

### # dr\_target\_clinicoth\_in: Please specify details of the clinic other the individual is going <u

Information	[Type= discrete] [Format=character] [Missing=*]
Statistics [NW/ W]	[Valid=0 /-] [Invalid=0 /-]

### # dr\_target\_clinicoth\_out: Please specify details of the clinic the individual is going <u

Information	[Type= discrete] [Format=character] [Missing=*]
Statistics [NW/ W]	[Valid=0 /-] [Invalid=0 /-]